

SEQUENCE-LEVEL ANALYSIS OF LEAKAGE RISK OF TRAINING DATA IN LARGE LANGUAGE MODELS

Trishita Tiwari¹, G. Edward Suh^{1,2}

¹Cornell University ²NVIDIA

ABSTRACT

This work advocates for the use of sequence level probabilities for quantifying the risk of extraction training data from Large Language Models (LLMs) as they provide much finer-grained information than has been previously obtained. We re-analyze the effects of decoding schemes, model-size, prefix length, partial sequence leakages, and token positions to uncover new insights that have were not possible in prior work due to their choice of metrics. We perform this study on two pre-trained models, LLaMa and OPT, trained on the Common Crawl and Pile respectively. We discover that 1) Extraction rate, the predominant metric used in prior quantification work, underestimates the threat of leakage of training data in randomized LLMs by as much as 2.14X. 2) Though, on *average*, larger models and longer prefixes can extract more data, this is not true with a substantial portion of individual sequences. 30.4 – 41.5% of our sequences are easier to extract with either shorter prefixes or smaller models. 3) Contrary to prior belief, partial leakage in the commonly used decoding schemes like top- k and top- p are *not easier* than leaking verbatim training data. 4) Extracting later tokens in a sequence is as much as 912% easier than extracting earlier tokens. The insights gained from our analysis show that it is important to look at leakage of training data on a per-sequence basis.

1 INTRODUCTION

There have been several studies documenting leakage of training data from Large Language Models (LLMs), starting with Carlini et al. (2021). Many of these compare training data extraction across model sizes, different decoding schemes, training data duplication, training phases Biderman et al. (2024); Carlini et al. (2022); Yu et al. (2023), etc, and use a wide range of metrics to do said comparisons. However, there are two major limitations in these prior quantification works, a) lack of analysis of LLMs with randomized output generation, and b) lack of probability driven per-sequence analysis, both of which we address in our work. We use per-sequence probabilities (defined in Section 4) to compute the risk of leaking a target suffix given its prefix in the training data, and examine these in various settings of training data leakage, such as:

1. **Decoding Schemes:** Well known prior work Carlini et al. (2022) claims that greedy decoding is the best decoding scheme to measure extraction. However, we show that this happens because extraction rate, the metric used for quantifying extraction consistently underestimates the risk of leakage from models using other randomized decoding schemes like top- k and top- p . We observe that this underestimation can be by as much as 2.14X for even a modestly strong adversary that can prompt an LLM 30 times for each sequence to be extracted.
2. **Model Sizes:** While Carlini et al. (2022) highlights that on *average*, there is a log-linear relationship between model size and extraction rates, we discover that individual samples follow 6 different types of trends, where a substantial percentage of samples (30.4-31.7%) are *easier* to extract with smaller models.
3. **Prefix Lengths:** Similar to model sizes, prior work has identified a log-linear relationship between prefix lengths and extraction rates Carlini et al. (2022). However, here too we find

that individual samples follow 6 different types of trends, where a substantial percentage of samples (32.7-41.5%) are *easier* to extract with shorter prefixes

4. **Partial Extraction:** A substantial number of prior works attempts to relax the constraints on extraction of verbatim sequences from the training corpus by also allowing partial leakage. However, when considering extraction of PII simulating Named Entities, we discover that an overwhelming majority (85.25 – 94.82%) of targets are *not easier* to extract even if we allow for incorrect tokens. This statistic is from Top- k decoding ($k = 5$), which was observed to perform the best for partial extraction by Yu et al. (2023).
5. **Token Position:** Carlini et al (2021) note the use of a “decaying temperature”, citing that it may allow for increased extraction. While until now this claim was based on intuition, we quantitatively verify that extracting later tokens in a target sequence is indeed upto 912% easier than earlier tokens.

1.1 ROADMAP

The remainder of this paper is organized as follows: In Section 2, we outline the current gaps in research and motivate the need for our work. In Section 3, we discuss background concepts. Section 4 includes definitions of the metrics we use for our analysis. We present our analysis in Section 5 and highlight any novel conclusions. Section 6 outlines all related literature, and we conclude this work in Section 7

2 MOTIVATION: ISSUES WITH EXISTING MEASURE OF LEAKAGE

Here, we discuss the two main research gaps in existing work to motivate this study.

2.1 PROBABILISTIC QUANTIFICATION OF TRAINING DATA LEAKAGE

One of the first works to attempt to quantify training data leakage in LLMs, Carlini et al. (2022), defines memorization as the following:

Definition 1 *Memorization:* A string s is extractable with k tokens of context from a model f if there exists a (length- k) string p , such that the concatenation $[p||s]$ is contained in the training data for f , and f produces s when prompted with p using greedy decoding.

Thus, by definition, this only includes non-randomized generation schemes like greedy decoding. One of the main advantages of this is that the deterministic nature of this makes it to measure accurately. However, a big disadvantage is that it is heavily depended on the decoding scheme, and thus excludes samples that would be otherwise leaked in randomized generation schemes. Broadly speaking, randomized generation implies that the same prompt can lead to different output strings, generated in a probabilistic fashion, and is more common in generative models deployed in production AI (2023); Anthropic (2023); Cohere (2019); OpenAI (2022). Thus, from a practical perspective, analyzing training data leakage risk would in such probabilistic settings is be more aligned with real-world settings. Furthermore, leakage risk captures more than just a binary output of “extracted” or “not extracted”, providing us more fine-grained information about the samples.

2.2 SAMPLE-LEVEL LEAKAGE RISK

Prior works on quantifying training data leakage typically only measure population level metrics (e.g extraction rates, precision, recall, average hamming distance, etc) Carlini et al. (2021; 2022); Huang et al. (2022); Kassem et al. (2024); Lukas et al. (2023); Yu et al. (2023). While these metrics are useful in certain contexts, they offer limited insights as they condense all the information about different sequences in the tested training data to a singular statistic. While this is would be appropriate in deterministic scenarios where each sequence in the sample has a binary label of “extracted” or “not extracted”, this is not the case in a probabilistic setting. Here each sample-level value reflects its probability of leakage, which by itself can be very useful. This is because, firstly, it allows us to provide guarantees on the risk of leaking each individual sample, which can be important in the case where the individual samples in the training data consists of, say, user information or copyrighted

content. Secondly, it allows us to examine the effect of different models, hyper-parameters, etc on the entire distribution of tested sequences, instead of merely its effect on a handful of averaged statistics from the distribution. Indeed, depending on the use case of the model, different aspects of the distribution would be more or less important, and we wish to make it easier for ML engineers to study any characteristic of the distribution, and not just the average. Finally, an average over a population assumes that any adversary trying to extract certain training data can only prompt the model one single time for each sequence to be extracted. This is a gross underestimation of an attacker's capabilities as most production models deployed allow multiple, if not an unrestricted number, of queries for each user.

3 BACKGROUND

3.1 LANGUAGE MODELING OBJECTIVE

The language modeling objective consists of the task of a model f parameterized by θ to predict the next token when given a sequence of tokens x_0, x_1, \dots, x_n

$$P(x_{n+1}|x_0, x_1, \dots, x_n) = f_{\theta}(x_0, x_1, \dots, x_n)$$

The model is then fed tokens in an auto-regressive manner, where a token from the output distribution is selected (via a *decoding* strategy), to append to the token sequence, after which the process is repeated to generate the next token.

3.2 DECODING SCHEMES

A decoding scheme involves selecting a single token out of the distribution of tokens output by the model. There are several different decoding schemes used, we discuss a few popular ones below:

1. **Greedy** Greedy decoding involves selecting the token with the highest probability out of the output distribution. This leads to deterministic output as the same prompt to the model will always yield the same distribution, which will lead to the same token being chosen.
2. **Random Sampling** Random sampling simply samples a token out of the distribution of tokens. This leads to non-deterministic output since different tokens can be sampled in different runs. We discuss below 3 of the many different ways that random sampling can be augmented.
3. **Top- k** Instead of sampling from the entire distribution of tokens (which generally consists of tens of thousands of tokens), we limit the sampling window to the k tokens with the highest probabilities. This truncated distribution is then re-normalized before a token is sampled from it.
4. **Top- p** Like top- k , Top- p involves sampling from a truncated distribution, however the distribution is comprised of the tokens with the highest likelihood whose sum is $\leq p$.
5. **Temperature** Applying a temperature to the output distribution involves dividing the logits of the model by a chosen constant K (the temperature), which causes the shape of the resulting distribution (after normalization of the logits) to be either "sharper" or "flatter" depending on the value of K . This modification of the distribution shape allows for more or less diversity in the sampled tokens depending on the shape of the resulting distribution. Below is what applying a temperature before softmax looks like:

$$\sigma\left(\frac{z_i}{K}\right) = \frac{e^{\frac{z_i}{K}}}{\sum_{j=0}^N e^{\frac{z_j}{K}}}$$

4 METRIC DEFINITIONS

In this section, we describe the metrics that we use for our analysis in Section 5. For the sake of brevity, we also define abbreviations for each of these metrics and use them in subsequent sections.

Token Leakage Probability For a model M parameterized by θ , we measure the risk producing a token t when the model is prompted with a j -token prefix $p_{1:j}$, through the Token Leakage Probability (TLP). This is simply the probability obtained from the Model M through auto-regressive generation captured by the following equation:

$$TLP(t, p_{1:j}, M, \theta) = P(t|p_{1:j}; M; \theta) = \text{norm}(F(M(p_{1:j}; \theta)))[t] \quad (1)$$

Function F here is a function that captures various decoding schemes on randomized generation (e.g., top-k, top-p, etc), while $\text{norm}(\cdot)$ is any normalization function (e.g., softmax).

Exact Sample Leakage Probability For a model M parameterized by θ , we measure the leakage risk of m tokens $t_{1:m}$ when the model is prompted with a j -token prefix $p_{1:j}$, through the Exact Sample Leakage Probability (ESLP) defined as:

$$ESLP(t_{1:m}, p_{1:j}, M, \theta) = \prod_{n=1}^m TLP(t_n, p_{1:j} + t_{1:n-1}, M, \theta) \quad (2)$$

n-Inexact Sample Leakage Probability: Equation 2 is a closed form equation for the probability of leaking our target sequence verbatim. However, in practice, one might also want to relax this requirement and measure the risk of leaking parts of the target sequence—i.e., by allowing a subset of n tokens within the length- m target sequence to be incorrectly extracted. For this, we consider again a model M parameterized by θ , and with a vocabulary of \mathcal{V} tokens. We let $\mathcal{C}(t_{1:m}, n)$ define the set of all m -length token sequences that are an edit distance of n away from $t_{1:m}$. We measure the leakage risk of m tokens $t_{1:m}$ allowing n tokens to be guessed incorrectly when the model is prompted with a j -token prefix $p_{1:j}$, through the n -Inexact Sample Leakage Probability (n-ISLP) defined as:

$$n-ISLP(n, t_{1:m}, p_{1:j}, M, \theta) = \sum_{g \in \mathcal{C}(t_{1:m}, n)} ESLP(g, p_{1:j}, M, \theta) \quad (3)$$

Approximate n-Inexact Sample Leakage Probability Computing Equation 3 can become expensive as the set $\mathcal{C}(t_{1:m}, n)$ can get fairly large. For instance, allowing merely 2 out of 4 tokens in the target suffix to be extracted incorrectly would involve summing the probabilities over $\mathcal{C}(t_{1:4}, 2) = \binom{4}{2} \mathcal{V}^2$ strings, where $\mathcal{V} = 32,000$ for LLaMa. Furthermore, as n , m , and \mathcal{V} increase, this figure will increase very quickly and become infeasible to compute. Thus, we propose an approximation to Equation 3. Instead of iterating over the entire set of strings $\mathcal{C}(t_{1:m}, n)$ of the model, we iterate over $\mathcal{S} \subset \mathcal{C}(t_{1:m}, n)$, where \mathcal{S} only includes those strings that have the highest probabilities. More concretely speaking, we decide which strings to include in \mathcal{S} in a tiered fashion, as illustrated in Figure 1. Given a prefix and the model’s corresponding output distribution over the next token, we only select a) tokens with the highest probability scores until the sum of the scores reaches the specified threshold value (Figure 1) b) The first n tokens with the largest probabilities. This means we do not continue evaluating with tokens that are in the “tail” of every distribution, which reduces the number of strings within $\mathcal{C}(t_{1:m}, n)$ that we evaluate. An added benefit of this is that this also allows us to compute a theoretical upper bound ε on the probability by summing up the probabilities of the ignored tails (described below). Equation 4 details the approximation detailed above:

$$n-ISLP(n, t_{1:m}, p_{1:j}, M, \theta) = \sum_{g \in \mathcal{S}} ESLP(g, p_{1:j}, M, \theta) + \varepsilon \quad (4)$$

ERROR APPROXIMATION (ε) An upper bound on probability can be obtained by taking the worst case estimate on the conditional probabilities of the tokens in the ignored tails. For instance, let us assume we have a model with a 32,000 token vocabulary indicated by \mathcal{V}_{32K} , and we want to compute 1-ISLP for a given 4 token target sequence $\{s_1, s_2, s_3, s_4\}$ when prompted by a prefix L . First, we add up the probabilities of all strings where the first token is an incorrect match i.e., $\sum_{t \in \mathcal{V}_{32K} - s_1} P(t|L)$. To do so, we prompt the model with the sequence prefix, using which it produces a probability distribution over the first (of four) tokens. Let’s say, in order to approximate the probability, we only continue iteration with the top-10 tokens in this distribution that are not an exact match with the ground truth token s_1 . This means that we are approximating $\sum_{t \in \mathcal{V}_{32K} - s_1} P(t|L)$

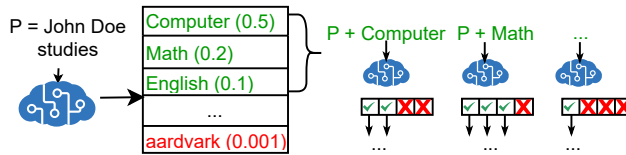


Figure 1: Approximating Inexact Probabilities by only iterating over tokens in the head of the distribution. An upper bound on the error term, ε , can be computed by summing the probabilities in the ignored tails.

with $\sum_{t \in \mathcal{V}_{10}} P(t|L)$, which means that instead of iterating over $\mathcal{V}_{32K} - s_1$ tokens, we only iterate over \mathcal{V}_{10} tokens. In order to compute an upper bound, we assume that had the model been prompted with each of those 31,990 ignored tokens, it would have produced the remaining 3 tokens in the target sequence with a probability of 1. Hence, the error term for this iteration would simply be $\sum_{t \in \mathcal{V}_{31990}} P(t|L)$. Since 1-ISLP is the probability of *any* one token being incorrect, this process is then repeated for tokens s_2 , s_3 and s_4 being incorrect, and the error terms from each of them are all summed together to give one final error term for 1-ISLP for the given sequence.

Since we assume the model provides perfect predictions for the ignored tokens, this gives us a worst case upper bound, which although is likely to be much higher than the true probability, gives us strict cap on how large the risk of leakage in that particular scenario will be.

5 EVALUATION

5.1 EVALUATION SETUP

We test our metrics on 2 recent generative models: LLaMa and OPT, which were pretrained on either the Common Crawl (LLaMa), or The Pile (OPT). We perform an evaluation of leakage risk in 3 different settings:

1. Following Lukas et. al Lukas et al. (2023), we randomly sample 10,000 sequences that contain Named Entities (NEs) from each of the datasets. We do this as NEs can simulate sensitive data that might be targets for extraction since they are typically names of individuals, organizations, places, etc. We must note that this is simply to emulate a realistic use case but in reality, a model developer would repeat the measurements with sequences that they consider sensitive. For consistency, each of our sequences consists of 50 tokens of the of the prefix directly preceding 4 token long Named Entities.
2. To simulate extraction of longer sequences, we also randomly sample a 50 token prefix and 50 token suffix from each dataset similar to prior work Biderman et al. (2024); Carlini et al. (2022), and,
3. Lastly, we also perform our analysis on same dataset from the Pile as Yu et al. (2023), which consists of 1-eidetic sequences as defined by the 2023 SATML training data extraction challenge.

5.2 IMPACT OF DECODING SCHEMES

Experiment In this experiment, we compare what percent of our 5 datasets can leak across 6 different decoding schemes as the number of times we generate each sequence in the dataset increases. These decoding schemes are used with hyper-parameters that the most recent state of the art work by Yu et al. (2023) found to perform the best for training data extraction. We perform the experiment by counting the number of sequences whose ESLP is greater than $\frac{1}{X}$ as X increases. Since greedy decoding is deterministic, this resulting trend is simply a horizontal line equal to the *extraction rate*, the predominant metric used in prior memorization analyses Carlini et al. (2021; 2022); Yu et al. (2023). For the other randomized decoding schemes, this counts the number of sequences that can be leaked if we generate each sequence at least X times. We outline the results in Figure 2.

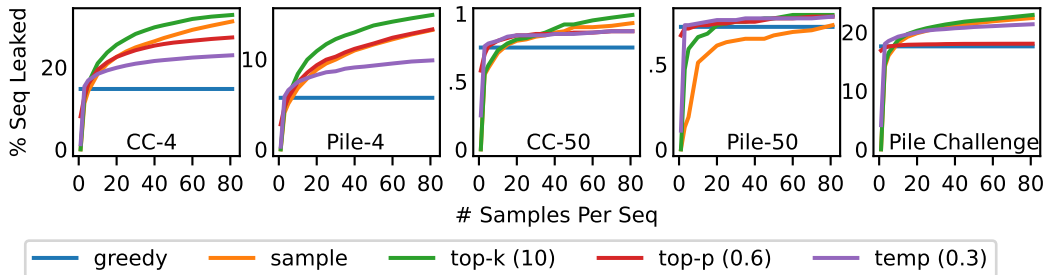


Figure 2: The percentage of sequences that can be leaked for different datasets as the number of samples per sequence increases.

Correct	Incorrect
G im po Airport (0.032)	G im po International (0.92)
Egg l estone Abbey (0)	Egg l estone is (0.4)
Mar iano Rah oy (0)	Mar iano Raj oy (0.97)
Karl Ho er ig (0)	Stephen Ho er ig (0.23)

Table 1: Examples of Named Entities found in the Common Crawl dataset that were tested for their extraction probability using top- k decoding. Whitespace is used to indicate the model’s tokenization. The first column shows the correct entity as found in the dataset, and the second column shows a higher-probability partial match. Parentheses enclose the probabilities for each of these sequences.

Extraction Rate Underestimates Leakage in Randomized Decoding In Figure 2, we see that it takes the randomized decoding schemes between 3 – 81 samples to start outperforming greedy decoding. In fact, all but one decoding schemes (“sampling” for PILE-50) outperform greedy after about 3 – 20 samples. This means that if a targeted attacker samples each sequence even 15 times, it is enough to extract more sequences than is possible with greedy decoding. However, as mentioned, comparisons in prior work like Carlini et al. (2022) and Yu et al. (2023) rely solely on extraction rate. Since extraction rate is simply an average of the ESLP of suffixes, it tells us what percentage of all suffixes could be extracted if an attacker prompts the LLM with their respective prefixes *once*. This means that the prior comparisons are based on simply the first data point of each graph in Figure 2, where greedy decoding clearly outperforms all randomized decoding schemes. However, since the performance of randomized decoding drastically increases after just a few more samples, it highlights using solely the first data point for comparison would underestimate the leakage risk for randomized decoding.

5.3 INEXACT LEAKAGE

Experiment Since partial leakage, especially of sensitive information like names and other PII, can be a concern, we compute the likelihood of such leakage. For this experiment, we compute ESLP, 1-ISLP and 2-ISLP for our datasets (Common Crawl and the Pile) that simulate PII with 4-token suffixes long Named Entities. We examine the probabilities of the individual sequences, the effects of allowing a different number of tokens to be incorrect, and the effects of different decoding schemes and outline our observations below. We also closely examine the top 100 sequences with the highest ISLP and provide our commentary on these sequences.

Partial leakage is *not* more likely Many works attempt to relax the constraints of verbatim training data leakage by also counting partial leakages Biderman et al. (2024); Yu et al. (2023). The intuition is that by not requiring all tokens to match, we might be able to catch more leaked training data than otherwise. However, when computing 1 or 2-ISLP with top- k ($k = 5$) decoding, we see that a majority (85.25 – 94.82%) of sequences do *not* see an improvement in their likelihood of extraction even if we allow tokens to be mismatched. This is because of the *conditional* nature of language modeling objective. Simply put, if we want to allow, say, a single token to be incorrect, then the model has to produce the remaining tokens correctly while being conditioned on an incor-

CC/PILE	(1)	(2)	(3)	(4)	-	-
1-ISLP	18%/21%	11%/2%	11%/6%	60%/71%		
	(1,2)	(1,3)	(1,4)	(2,3)	(2,4)	(3,4)
2-ISLP	5%/5%	2%/11%	8%/4%	2%/1%	2%/1%	81%/78%

Table 2: The different types of permutations to get 1 or 2 out of 4 incorrect (1-ISLP and 2-ISLP respectively), and the percentage of the top-100 partial matches that belong to each category for Named Entities in the Common Crawl (CC) and Pile (PILE) datasets.

1-ISLP	Top- k ($k = 10$)	Top- p ($p = 0.6$)	Temp (0.1)	Sample
CC	10.95%	10.14%	26.42%	36.2%
Pile	9.26%	12.71%	40.0%	51.87%

Table 3: Percentage of Named Entities that see an improvement in extraction probability if 1 token is allowed to be incorrect (1-ISLP), based on decoding scheme for different datasets.

rect token. In the majority of cases, this is harder for the model to do, making partial matches harder to produce.

Which types of sequences have high ISLP Furthermore, in Table 1 we provide examples of partial matches that do have high likelihood for Top- k ($k = 10$). We see that the only two types of sequences have high ISLP, both of which we discuss below:

- Incorrect Trailing Tokens** There are respectively 4 and 6 ways one can get 1 and 2 tokens incorrect in a 4 token sequence. However, we find that certain permutations have a much higher likelihood than others (Table 2). In both 1 and 2-ISLP we see that the most likely sequences are ones where either the last or last two tokens are incorrect. As explained above, this happens because all other permutations require the model to be able to produce subsequent tokens correctly while being conditioned on an incorrect token and is thus far less likely.
- In-Domain Token Substitutions** The second condition implies that in order to see an inexact match, there has to be a token that has to be similar in “meaning” to the original token for the model to be able to correctly produce the other tokens. Since this is a hard requirement to satisfy, it may explain why partial matches are not more likely than exact matches.

Effect of number of incorrect tokens We observe that as the number of tokens we allow to be incorrect increases, the chances of observing a partial leakage also increases. For instance, the number of sequences that are easier to extract when we allow 2 out of 4 tokens to be incorrect is 12.36 – 14.75%, compared to only 5.17 – 6.93% when we allow only 1 token to be incorrect. While this still suggests that it is easier to extract a sample verbatim than partially, as the number of tokens allowed to be incorrect increases, it does become slightly easier to extract a few more sequences.

Effect of decoding schemes We also compare 1-ISLP across 4 decoding schemes that were found to have the lowest average hamming distance, the metric previously used to quantify partial leakage, between the ground truth suffix and generated sequences in Yu et al. (2023). These were top- k ($k = 5$), top- p ($p = 0.6$), temperature sampling (0.1), and regular sampling. A low hamming distance indicated more tokens overlapped on average. Since computing 1-ISLP for regular sampling is very computationally intensive, we compute a lower bound using the methodology described in section 4, where we only use the first 90% of the probability mass instead of the full distribution at every step of the calculation. The results are presented in Table 3. We see that even though the 1-ISLP for regular sampling is a lower bound, 36.2 – 51.9% of samples have a higher chance of partial extraction with 1 here incorrect token than with exact extraction, whereas the corresponding numbers are only 9.26 – 11.0% for top- k and 10.14 – 12.71 for top- p . This is despite top- k ($k = 10$) being noted as one of the best performing decoding schemes from Yu et al. (2023). This difference between regular sampling and top- k happens because

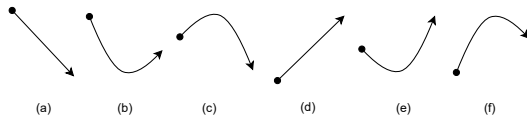


Figure 3: The 6 types of trends observed in ESLP of different sequences as the prefix length (or model size) increases. The following is a description of the trends: a) end point is the minimum point, no intermediary max/min points b) end point < start point, however an intermediary point is the minimum, c) end point < start point, but an intermediary point is the maximum, d) end point > start point, no intermediary max/min points, e) end point > start point, an intermediary point is the minimum, f) end point > start point, but an intermediary point is the maximum

CC/PILE/PILE-C	(a)	(b)	(c)	(d)	(e)	(f)
4	2.47%	8.86%	6.25%	31.85%	18.86%	41.45%
	2.67%	9.13%	6.35%	20.83%	14.51%	33.14%
50	0.37%	1.82%	1.90%	55.37%	11.63%	32.68%
	0.52%	1.96%	2.09%	54.86%	11.26%	33.02%
	0.43%	1.87%	1.97%	55.89%	10.09%	33.76%

Table 4: The percentage of samples whose ESLPs follow the 6 trends illustrated in Figure 3 as the prefix length increases from 10 to 50 tokens in increments of 10 tokens

5.4 EFFECT OF PREFIX LENGTH

The current understanding based on Carlini et al. (2022) is that extraction rate increases log-linearly as the prefix length increases. However, as discussed above, extraction rate is quantity averaged over an entire population sequences. To get more fine-grained insights, we examine how the ESLP of *each* the sequences we examine changes as the prefix length increases from 10 tokens to 50 tokens, in increments of 10. We discover 6 different types of trends that the ESLP of different samples can take as the prefix length increases. The different results are described in Figure 3, and the number of samples demonstrating these different trends are in Table 4.

Discussion We see that for the Named Entity datasets in Table 4 (row 1), between 17.58% – 18.15% (sum columns a, b and c) of samples show an overall *decreasing* trend, where the ESLP decreases as the prefix length increases. This is surprising as non-negligible amount of the population has a trend that is opposite to that established in prior work Carlini et al. (2022). However, when we consider extraction of longer sequences, this percentage drops to between 4.09 – 4.57%, which still corresponds to ≈ 400 out of our 10K tested samples.

Columns d, e, and f consist of samples that are easier to extract as prefix lengths increase. Column f shows samples that are easiest to extract by an intermediary prefix length, and not the longest length. In the use-case of extracting Named Entities (4 token suffix), we see that a majority of sequences (33.14 – 41.45%) fall within this trend. When extracting longer suffixes, we see that while this trend is no longer the majority, a substantial percentage of sequences (32.68 – 33.76%) are still best extracted by not the longest prefix.

5.5 EFFECT OF MODEL SIZE

Similar to prefix lengths, the current understanding based on Carlini et al. (2022) is that *average* extraction rate increases log-linearly as the model size increases. To get fine grained information here as well, we examine how the ESLP of *each* sequence changes as the number of parameters of OPT increases in the following way: 125M, 350M, 1.3B, 6.7B, 13B. Here too, we discover the same 6 types of trends (illustrated in Figure 3) that the ESLP of different samples can take as the model size increases. The number of samples demonstrating these different trends are in Table 5.

Discussion In Table 5 we see similar trends as we saw for prefix lengths where between 0.18 – 10.05% of sequences become harder to extract as the model size increases, 27.41 – 40.16% of sequences are easier to extract with an intermediary model size (column f) than the largest model.

PILE/PILE-C	(a)	(b)	(c)	(d)	(e)	(f)
4	0.64%	4.84%	4.57%	35.51%	28.05%	40.16%
50	0.07%	0.7%	0.36%	61.96%	9.9%	30.41%
	0%	0.073%	0.11%	67.94%	6.56%	27.41%

Table 5: The percentage of samples whose ESLPs follow the 6 trends illustrated in Figure 3 as the model size increases as follows: 125M, 350M, 1.3B, 6.7B, 13B.

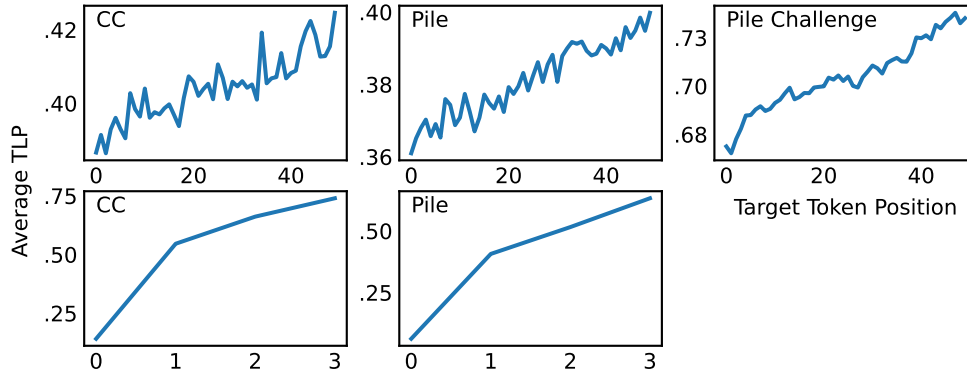


Figure 4: Average Token Leakage Probability (TLP) of a given token in the target suffix as a function of the position of the token.

Again, as before, in the case of Named Entity extraction, this represents the trend the maximum number (40.16%) of sequences take.

5.6 EFFECT OF TOKEN POSITION

The first known work on text extraction Carlini et al. (2021) suggest decoding strategies such as a “decaying temperature” to improve extraction rates, reasoning that “this gives a sufficient amount of time for the model to explore a diverse set of prefixes while also allowing it to follow a high-confidence paths that it finds”. While this intuition is sound and has been upheld in other works Yu et al. (2023), we can also use TLP to empirically show why extraction is easier with this strategy than without. For this, we plot the average token probability of each token found at a particular position over all sequences as a function of its position. We plot our results in Figure 4.

Discussion Figure 4 shows us that earlier tokens in the target suffix are harder to extract than later ones. Although by different margins. The last token of the Named Entities is on average 423 – 912% easier to extract than the first token. However, the corresponding numbers are 9.82 – 10.8% for the longer sequences, whether they are randomly extracted sequences, or 1-etic sequences. This is despite the fact that the longer sequences get even more specific prefixes for the last tokens, as they need to have the preceding 49 tokens correctly in addition to the 50 token long prefix to extract the 50th token, giving them a total of $50 + 49 = 99$ tokens of context. However, the last token for the Named Entities only get $50 + 3 = 53$ tokens of context and yet are on average 2 orders of magnitude easier to extract.

6 RELATED WORK

Carlini et al. (2021; 2022) measured leakage of training data and examined memorization scaling laws in LLMs through deterministic generation schemes like greedy decoding. Yu et al. (2023) provide new methods to be able to increase leakage of training data from LLMs. In addition to deterministic generation, they also explore the more commonly deployed randomized generation schemes like top- k and top- p , however their analysis is not at the sequence level. Lukas et al. (2023) look at leakage of PII in LLMs. Kassem et al. (2024) leverage one LLM to optimize prompts to the

model to leak data from another LLM. Biderman et al. (2024) attempt to predict which sequences will be memorized by an LLM using lower-compute trial runs. Kim et al. (2024) introduce the notion of sequence likelihood, the metric that we use for our analysis. Tirumala et al. (2022) explore scaling laws and examine memorization dynamics throughout training. Lu et al. (2024) look at scaling laws for “fact memorization” within LLMs. Huang et al. (2022) study trends in both memorization, and *association* of PII, where the latter involves leakage through prompts that are not verbatim to the sequences in the training data.

7 CONCLUSION

In this work, we first show how predominant metrics such as extraction rate underestimate the threat of training data leakage by up to 2.14x. We also show how measuring an averaged extraction rate can often lead to conclusions different from a finer-grained sequence-level analysis—we do so by examining the effects of model size, prefix length, decoding schemes, and token position at the level of individual sequences. The insights gained from our analysis show that it is important to look at leakage of training data on a per-sequence basis rather than merely an averaged quantity.

REFERENCES

- Mistral AI. Chat Mistral. <https://chat.mistral.ai/chat/>, 2023.
- Anthropic. Claude. <https://claude.ai/>, 2023.
- Stella Biderman, Usvsn Prashanth, Lintang Sutawika, Hailey Schoelkopf, Quentin Anthony, Shivanshu Purohit, and Edward Raff. Emergent and predictable memorization in large language models. *Advances in Neural Information Processing Systems*, 36, 2024.
- Nicholas Carlini, Florian Tramer, Eric Wallace, Matthew Jagielski, Ariel Herbert-Voss, Katherine Lee, Adam Roberts, Tom Brown, Dawn Song, Ulfar Erlingsson, et al. Extracting training data from large language models. In *30th USENIX Security Symposium (USENIX Security 21)*, pp. 2633–2650, 2021.
- Nicholas Carlini, Daphne Ippolito, Matthew Jagielski, Katherine Lee, Florian Tramer, and Chiyuan Zhang. Quantifying memorization across neural language models. In *The Eleventh International Conference on Learning Representations*, 2022.
- Cohere. Cohere. <https://dashboard.cohere.com/playground/chat>, 2019.
- Jie Huang, Hanyin Shao, and Kevin Chen-Chuan Chang. Are large pre-trained language models leaking your personal information? *arXiv preprint arXiv:2205.12628*, 2022.
- Aly M Kassem, Omar Mahmoud, Niloofar Mireshghallah, Hyunwoo Kim, Yulia Tsvetkov, Yejin Choi, Sherif Saad, and Santu Rana. Alpaca against vicuna: Using llms to uncover memorization of llms. *arXiv preprint arXiv:2403.04801*, 2024.
- Siwon Kim, Sangdoon Yun, Hwaran Lee, Martin Gubri, Sungroh Yoon, and Seong Joon Oh. Propile: Probing privacy leakage in large language models. *Advances in Neural Information Processing Systems*, 36, 2024.
- Xingyu Lu, Xiaonan Li, Qinyuan Cheng, Kai Ding, Xuanjing Huang, and Xipeng Qiu. Scaling laws for fact memorization of large language models. *arXiv preprint arXiv:2406.15720*, 2024.
- Nils Lukas, Ahmed Salem, Robert Sim, Shruti Tople, Lukas Wutschitz, and Santiago Zanella-Béguelin. Analyzing leakage of personally identifiable information in language models. In *2023 IEEE Symposium on Security and Privacy (SP)*, pp. 346–363. IEEE, 2023.
- OpenAI. ChatGPT. <https://chatgpt.com/>, 2022.
- Kushal Tirumala, Aram Markosyan, Luke Zettlemoyer, and Armen Aghajanyan. Memorization without overfitting: Analyzing the training dynamics of large language models. *Advances in Neural Information Processing Systems*, 35:38274–38290, 2022.

Weichen Yu, Tianyu Pang, Qian Liu, Chao Du, Bingyi Kang, Yan Huang, Min Lin, and Shuicheng Yan. Bag of tricks for training data extraction from language models. In *International Conference on Machine Learning*, pp. 40306–40320. PMLR, 2023.