

SoK: Mind the Gap—On Closing the Applicability Gap in Automated Vulnerability Detection

Ezzeldin Shereen
Alan Turing Institute
ezaki@turing.ac.uk

Dan Ristea
Alan Turing Institute
dristea@turing.ac.uk

Sanyam Vyas
Alan Turing Institute
svyas@turing.ac.uk

Shae McFadden
Alan Turing Institute
smcfadden@turing.ac.uk

Madeleine Dwyer
Alan Turing Institute
mdwyer@turing.ac.uk

Chris Hicks
Alan Turing Institute
chicks@turing.ac.uk

Vasilios Mavroudis
Alan Turing Institute
vmavroudis@turing.ac.uk

Abstract—The frequent discovery of security vulnerabilities in both open-source and proprietary software underscores the urgent need for earlier detection during the development lifecycle. Initiatives such as DARPA’s Artificial Intelligence Cyber Challenge (AIxCC) aim to accelerate Automated Vulnerability Detection (AVD), seeking to address this challenge by autonomously analyzing source code to identify vulnerabilities.

This paper addresses two primary research questions: (RQ1) How is current AVD research distributed across its core components? (RQ2) What key areas should future research target to bridge the gap in the practical applicability of AVD throughout software development? To answer these questions, we conduct a systematization over 79 AVD articles and 17 empirical studies, analyzing them across five core components: task formulation and granularity, input programming languages and representations, detection approaches and key solutions, evaluation metrics and datasets, and reported performance.

Our systematization reveals that the narrow focus of AVD research—mainly on specific tasks and programming languages—limits its practical impact and overlooks broader areas crucial for effective, real-world vulnerability detection. We identify significant challenges, including the need for diversified problem formulations, varied detection granularities, broader language support, better dataset quality, enhanced reproducibility, and increased practical impact. Based on these findings we identify research directions that will enhance the effectiveness and applicability of AVD solutions in software security.

1. Introduction

Traditionally, vulnerability detection relied on manual code reviews and security audits, practices that are both labor-intensive and time-consuming. However, in the past decade, researchers have developed increasingly sophisticated approaches to automate this process. Automated Vulnerability Detection (AVD) now represents a potentially transformative advancement in software security, aiming to

identify and support the remediation of security flaws before they reach the codebase. Due to rapid advancements in the field, initiatives such as DARPA’s Cyber Grand Challenge (CGC) in 2016 [1] and more recently the Artificial Intelligence Cyber Challenge (AIxCC) in 2024 [2] have sought to catalyze this change, pushing AVD from research prototypes to practical solutions ready for production.

This work systematizes current approaches in AVD in response to growing complexity and fragmentation within the field. As AVD research has evolved swiftly from rule-based methods [3], [4] to sophisticated machine learning [5], [6] and language model-driven techniques [7], [8], [9], the field has become increasingly divided, with studies often focused on isolated tasks, limited language support, and inconsistent evaluation methodologies. For example, prior works have noted the variability in dataset quality [10] and poor open science practices [11]. Overall, this rapid progress, while impressive, has potentially led the field away from a unified approach and hindered AVD’s broader applicability in real-world software development, risking misalignment with the ultimate goal of proactive and reliable security integration. We aim to systematically investigate this by answering the following research questions:

RQ1. *How is current AVD research distributed across its core components: solved task, expected input, used approach, performed evaluation, and reported performance?*

RQ2. *What key areas should future research target to bridge the gap in the practical applicability of AVD throughout software development?*

To answer the research questions, we conduct a systematization of the literature in the field of AVD, consolidate the current state of the art based on the core components of AVD, and perform a meta-analysis of reported performance.

Our findings after analyzing 79 AVD articles and 17 empirical studies reveal that, despite notable progress, the AVD field faces substantial obstacles that limit its practical applicability. AVD research remains overly narrow, with a significant portion of studies focused on binary classification

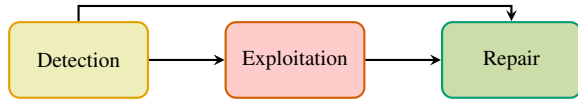


Figure 1. Vulnerability analysis pipeline. The flow between detection, exploitation, and repair illustrates the stages of vulnerability management, where detection identifies vulnerabilities, exploitation assesses their impact, and repair mitigates the risks through patching.

tasks at the function level—representing 89.9% of reviewed articles. While this may serve as a practical starting point, it lacks the depth needed for real-world applications, as it limits developers’ ability to gain specific insights into vulnerability types or pinpoint their exact location within the code. Furthermore, AVD research remains heavily centered on C and C++, leaving out languages with high vulnerability incidences, such as PHP, highlighting a gap in current AVD focus. This restricted scope has contributed to a declining trend in the detection of new vulnerabilities; only 10.2% of articles published since 2021 report new vulnerabilities, a sharp decline from 46.7% in earlier publications.

This paper makes the following contributions:

- Conducts a systematization of the literature on AVD analyzing 79 articles through the following core components of AVD: task (problem formulation and detection granularity), input (programming language and input representation), detection (approaches and solutions), evaluation (metrics and datasets), and performance. (Section 5)
- Examines 17 empirical studies on AVD, shedding light on effective practices for developing both AVD solutions and datasets. (Section 6)
- Highlights areas of AVD research that require the community’s attention such as key challenges blocking progress in the field and promising areas of research. (Section 7)

2. Scope

Our study focuses on AVD within the context of the Software Development Life Cycle, where security measures can be integrated at all stages to address vulnerabilities as early as possible. By embedding vulnerability analysis directly into the development process, security becomes a continuous aspect of software creation, supporting more secure applications throughout their life cycles. In this context, we distinguish between three primary tasks: *detection*, *exploitation*, and *repair*.

Detection¹ is the task of identifying whether code contains a vulnerability. This task forms the foundational layer of vulnerability analysis, as accurate detection is essential for addressing security flaws before they are exploited.

Exploitation is the task of generating an input that triggers a vulnerability, thereby demonstrating its potential

impact or exploitability. This task is crucial for understanding the severity and scope of a vulnerability, as it helps prioritize which vulnerabilities require immediate attention based on their potential to be actively exploited.

Repair involves creating software patches to fix identified vulnerabilities, aiming to prevent potential exploitation by mitigating security risks. Effective repair requires designing patches that not only resolve the vulnerability but also ensure system stability and functionality are maintained.

The flow between the three components of vulnerability analysis—detection, exploitation, and repair—is illustrated in Figure 1 and can encompass various scenarios. In the most comprehensive scenario, all three components are utilized, as seen in initiatives such as AIXCC [2], [12], where detected vulnerabilities guide the exploitation phase. Here, inputs that trigger vulnerabilities are identified, and these findings inform the repair process to develop appropriate patches. Alternatively, there is a streamlined approach that includes only detection and repair, enabling continuous vulnerability detection throughout software development. In this case, detected vulnerabilities are sent directly to the repair phase, where they are addressed by developers. This process omits the exploitation phase, allowing vulnerabilities to be fixed proactively as they are identified, which is particularly useful for maintaining security in active development.

This work focuses on the detection task, as it is the initial and arguably the most critical step in the vulnerability analysis pipeline. By focusing on detection, we aim to enable early identification of vulnerabilities, particularly within the software development lifecycle, which in turn facilitates downstream tasks of exploitation and repair. In particular, having access to the source code supports white-box exploitation, which is more efficient than black-box approaches [13], and most white-box exploitation techniques, such as code-guided fuzzing [14], depend on AVD to pinpoint targets within the software. In addition, automated program repair (APR) approaches [15] require AVD to identify specific vulnerable components to be patched.

3. Background

The AVD literature uses diverse input representations and program analysis methods, which have increasingly included machine learning. We briefly introduce these as a foundation for our analysis of the included articles.

3.1. Program Analysis

Vulnerability detection is a branch of program analysis, the process of determining a program’s properties. Program analysis is divided into static, dynamic, and hybrid analysis.

Static analysis examines a program without executing it, thus it can be applied to source code before compilation. Its result are generally applicable across program executions and inputs. However, the static analysis of complex programs can be slow and statically determining if a program is free of vulnerabilities is undecidable [16]. Therefore, static AVD methods require approximation to be practical, leading

1. While some papers in the literature use the term “vulnerability discovery”, we adopt the more widely used term “vulnerability detection”.

to diverse approaches with different trade-offs. As universal approximators [17], neural networks have been increasingly applied to this setting.

Dynamic analysis executes the program to examine its behavior at run-time. It only provides information about executed code paths and inputs so it cannot prove general properties, but it can find violations of properties. It can be augmented by introducing instrumentation into the program during compilation (e.g., sanitizers [18]) which provides additional information at the cost of execution speed.

Hybrid analysis combines static and dynamic methods to improve results and lower computation requirements.

common traditional program analysis methods in AVD literature are:

- 1) **Symbolic execution** statically creates a tree of execution paths recording which constraints variables must satisfy for the path to be executed [19]. Finding inputs that result in an execution path thus becomes a satisfiability problem.
- 2) **Taint analysis** tracks potentially malicious inputs and any values derived from them, tracing their usage through either static or dynamic analysis. It identifies instances where tainted values are used in high-risk code, such as memory operations.
- 3) **Program slicing** extracts subsets of code that behave identically to the full program with respect to a specified behavior. This simplifies further analysis by excluding unrelated code. It can be static or dynamic.

3.2. Program Representation

How software is represented determines which AVD approaches can be applied and their effectiveness, as each representation offers different levels of abstraction and detail.

Source code is the fundamental representation from which other forms are derived. The *input granularity* at which source code is analyzed – from individual statements and lines to larger constructs like functions or entire projects – influences *AVD detection granularity*, especially as input and output granularities are frequently the same. It also introduces trade-offs, such as balancing the retention of long-range dependencies in the code with reducing input size to improve performance. This leads to the use of program slices, non-contiguous sections of program containing only code executed for a specified behavior; these include *code gadgets*, abstracted slices intended for AVD training. ML-based AVD solutions must additionally vectorize their input source code to a numeric representation. In recent research, the most prevalent vectorization method is generating embeddings at the word, sub-word, or sentence level, to capture code semantics. Embeddings can be learned from scratch through training, or directly generated from a pre-trained embedding model (e.g., *word2vec* [20], *GloVe* [21], *sent2vec* [22], and *doc2vec* [23]).

Binary code is a program representation produced by compiling the source code. It is primarily used by dynamic

methods, though static analysis of binary code is possible [24].

Intermediate representations (IRs) were developed to aid analysis of source code by compilers but have become widely-used outside of compilation. IRs can be instruction sets (such as bytecode) or specialized abstract data structures. The common IR data structures in the AVD literature are:

- 1) **Abstract syntax tree (AST)**: captures the syntactic structure of source code; nodes represent language constructs (e.g., variables, if statements) and edges show that the parent node operates on the sub-trees rooted at the child nodes (e.g., if statements will typically connect to their condition, then-branch, and else-branch).
- 2) **Control flow graph (CFG)**: captures all paths that a program may execute; nodes represent continuous blocks of code connected by directed edges that represent jumps (e.g., if statements, function calls).
- 3) **Data flow graph (DFG)**: captures how data moves between program elements modeling dependencies between values; nodes represent expressions that hold values and edges show the flow of data.
- 4) **Program dependency graph (PDG)**: captures both data and control dependencies in a single graph.
- 5) **Code property graph (CPG)**: combines information from the AST, CFG, and PDG into a single structure.

IRs for AVD are typically generated using off-the-shelf tools, such as ANTLRv4 [25] and *astminer* [26] for ASTs or Joern [27] for C/C++ CPGs.

3.3. Machine Learning Architectures

The AVD literature uses a variety of ML techniques, including the following common neural network architectures.

- 1) **Convolutional Neural Networks (CNN)** are neural networks developed for grid-like data (e.g., images). CNNs apply learnable filters (called *kernels*) to sliding windows of the data and match patterns through a convolution operation. CNNs are very efficient, as the kernels' parameters are shared across dimensions, significantly reducing the number of learnable parameters.
- 2) **Recurrent Neural Networks (RNN)** are neural networks primarily designed for sequential data. The core component of an RNN is the recurrent cell. It keeps a hidden state summarizing past inputs, enabling RNNs to learn which information to retain or forget. However, basic RNNs [28] tend to easily forget inputs early in the sequence, so several improvements have been proposed, such as long short-term memory (LSTM) [29] and gated recurrent units (GRU) [30]. In addition, bi-directional RNNs [31], such as bi-directional LSTMs (BLSTM) and bi-directional GRUs (BGRU), are RNN variants in which the sequences can communicate both forward and backward. These are particularly useful when information later in an sequence can affect earlier information.

- 3) **Graph Neural Networks (GNN)** are neural networks that support learning from graph structures, where the information of each node is represented as a vector. GNNs combine messages from neighboring nodes using an aggregation function, such as sum, mean, or max. The aggregated information is then transformed to produce richer context-aware representations of nodes. The aggregation-transformation step is repeated for a number of layers to obtain representative node embeddings. GNNs can be applied to graphs irrespective of their dimensions (e.g., the number of nodes or edges).
- 4) **Large Language Models (LLM)** are transformer-based [32] neural networks that model natural language with a high number of parameters, from hundreds of millions [33] to trillions [34]. The primary innovation behind LLMs lies in the attention mechanism, which allows the model to selectively focus on different parts of the text. LLMs can be general purpose (e.g. ChatGPT [34]) or specialized in a field (e.g., CodeBERT [35]). LLMs are initially pre-trained on large text corpora in order to generate coherent and high-quality text. Next, pre-trained models can be adapted to a task through *fine-tuning* on a task-specific dataset.

4. Methodology

Our research methodology comprises an article collection phase and multiple screening phases.

4.1. Article Collection

We rched four research databases that cover the vast majority of research venues in both the security and machine learning fields: *IEEEExplore*, *ACM Digital Library*, *ScienceDirect*, and *arXiv*. This methodology ensures a broader and more representative sample than including only articles from a list of selected top venues [36], as done by other SoKs [37]. We applied the following search terms: 1) *The article title must include either “vulnerability detection” or “vulnerability discovery”, and 2) The body of the article must include “software”*. To include relevant articles that may have been missed by the above search or were not available in the considered databases, we conducted a manual search based on examining existing AVD surveys. The collection process resulted in 965 articles, and is summarized in Figure 2.

4.2. Article Screening

To ensure the relevance and impact of the included articles, we performed three rounds of screening: topic-based, citation-based, and full-text screening.

4.2.1. Topic-Based Screening. We used *Rayyan* [38] to conduct automatic article deduplication, as well as title and abstract-based screening. Articles were included if they satisfied the following criteria:

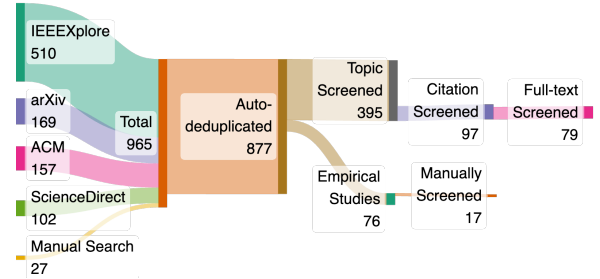


Figure 2. Summary of the article collection and screening process.

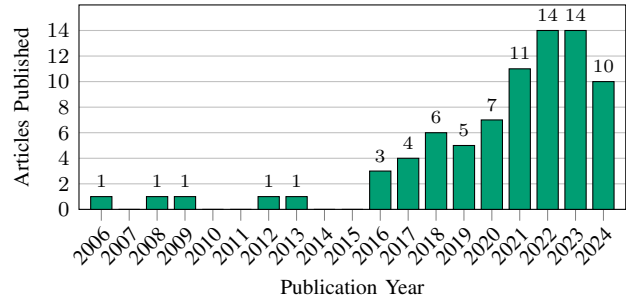


Figure 3. Distribution of the publication year of included papers after the full-text screening phase. Data for 2024 covers Jan-Aug.

- 1) *Proposed a novel AVD solution (excluding surveys, empirical studies, or datasets).*
- 2) *Focused on detection, not exploitation or repair.*
- 3) *Addressed security vulnerabilities, excluding syntactic or semantic bugs.*
- 4) *Targeted vulnerabilities in software applications, not communication networks or smart contracts.*
- 5) *Excluded detection of malicious software.*
- 6) *Were full papers, not theses, posters, or tutorials.*

Using these criteria, we reduced the selection to 395 articles. In addition, this screening phase identified 76 empirical studies, which will be studied separately in Section 6.

4.2.2. Citation-Based Screening. To only include articles with a significant impact in the field, we further filter the above 395 articles on citation count adjusted for their age to fairly compare research of varying ages [39]. We calculate citation frequency R_c for each article as $R_c = \frac{N_c}{A}$, where N_c is the number of citations achieved by an article as recorded on the 5th of September 2024, and A is the article’s age in years. The age is computed as $A = Y_n - Y_p$, where $Y_n = 2024.67$ is the current year (corresponding to the 5th of September), and Y_p is the year of publication for the article. As cited computer science articles had a mean of five citations after one year from publication [40], we set a threshold of $R_c \geq 5$, resulting in 97 articles.

4.2.3. Full-Text Screening. The third and final screening phase is based on the full text of the remaining 97 articles. In this phase, we manually excluded duplicate articles that were

TABLE 1. CLASSIFICATION OF INCLUDED ARTICLES ACCORDING TO THE AVD PROBLEM FORMULATION AND GRANULARITY. ARTICLES TACKLING MULTIPLE PROBLEMS APPEAR MULTIPLE TIMES.

Formulation	#	Granularity	#	Articles
Binary Classification	71	Project	4	[41], [42], [43], [44]
		Commit	1	[45]
		File	3	[46], [47], [48]
		Slice	7	[5], [49], [50], [51], [52], [53], [54]
		Function	52	[6], [7], [8], [9], [47], [51], [55], [56], [57], [58], [59], [60], [61], [62], [63], [64], [65], [66], [67], [68], [69], [70], [71], [72], [73], [74], [75], [76], [77], [78], [79], [80], [81], [82], [83], [84], [85], [86], [87], [88], [89], [90], [91], [92], [93], [94], [95], [96], [97], [98], [99], [100]
		Snippet	4	[82], [101], [102], [103]
Line	5	[8], [104], [105], [106], [107]		
Binary CWE Classification	1	Commit	1	[108]
Multi-class CWE Classification	8	Project	2	[24], [109]
		Slice	2	[110], [111]
		Function	4	[7], [81], [112], [113]

not automatically detected by *Rayyan*, as well as articles deemed irrelevant based on the full text (e.g., exploitation solutions without a detection component). Figure 3 presents a histogram illustrating the distribution of the 79 included articles published between 2006 and 2024.

5. Analysis of AVD Research

Our systematization of the 79 selected articles follows Figure 4, encompassing various components of the AVD pipeline: task definition (Section 5.1), input software (Section 5.2), detection approach (Section 5.3), evaluation (Section 5.4), and performance (Section 5.5). For each component we present our insights and recommendations.

5.1. AVD Tasks

We analyze the different tasks tackled by AVD research, covering the formulation of the AVD problem and the granularity at which detection occurs.

5.1.1. Problem Formulation. The surveyed literature studies three formulations of AVD as a classification problem:

- **Binary Classification** determines if the given software contains a security vulnerability, without providing additional information about the vulnerability.
- **Binary CWE Classification** determines if the given software contains a specific security vulnerability represented by its common weakness enumeration identifier (CWE-ID). A classification as “not vulnerable” does not rule out susceptibility to other vulnerabilities.

- **Multi-Class CWE Classification** determines which vulnerability type (i.e., CWE-ID) the software contains, with an additional “not vulnerable” class.

Table 1 shows the distribution of the above formulations within AVD research. Note that some articles study multiple formulations. The table shows that *Binary classification* dominates the literature with 89.9% of the articles, while only 10.1% address *Multi-class CWE classification*, and just one article [108] focuses on *Binary CWE classification*. The latter two tasks are closely related: an ensemble of binary CWE classifiers can serve as a multi-class CWE classifier. Importantly, both formulations provide information about the vulnerability types. This knowledge is of significant practical value during the software development life-cycle, directly supporting the patching process. Nevertheless, these two formulations are underrepresented in AVD research, likely due to the increasing complexity of classification problems as the number of vulnerability types grows (the number of CWE-IDs exceeds 600 [114]), requiring more sophisticated solutions and diverse datasets. Consequently, we recommend that future AVD research explore finding a practical number of classes that strikes a balance between performance and interpretability in multi-class formulations. This can be done, for instance, by grouping similar vulnerability types into core categories, along the lines of [110].

Insight 1 (Formulation).

RQ1. The most common problem formulation in AVD is binary classification (89.9%).

RQ2. Detecting specific vulnerabilities is more informative and actionable in practice.

5.1.2. AVD Detection Granularity. The software classified by an AVD solution can have one of the granularity levels defined in Section 3.2. Note that we refer here to the detection granularity not that of the input software, though these two are oftentimes the same. The distribution of the detection granularity in AVD research is illustrated in Table 1. The table shows that AVD solutions with coarser granularities (i.e., *project*, *commit*, and *file*) are uncommon, totaling 11 articles (13.9%). Furthermore, extremely fine-grained *line-level* AVD solutions are also rare (6.3%), with no representation in multi-class AVD formulations. Medium granularities – *snippet*, *function*, and *slice* – represent the majority of AVD literature, among which, *function-level* detection is by far the most common. This is likely because it is easier to extract and annotate vulnerable and non-vulnerable functions from any software, compared to extracting say, code gadgets or commits.

We argue that different detection granularities can be more suitable for different stages of software development. For instance, finer-grained detection (e.g., line-level) are most informative to flag potential issues while the code is being written by the developer, but are typically less accurate [8]. The issue of alert fatigue can then be mitigated by calibrating for low FPR. At later stages, commit-level AVD can be extremely useful for attribution, allowing a

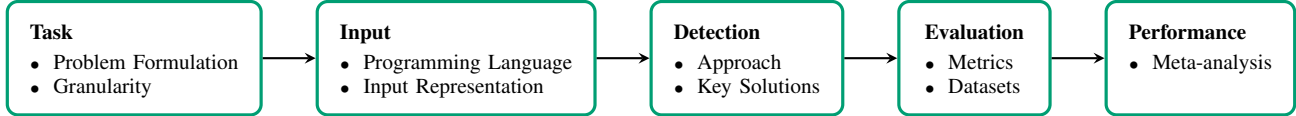


Figure 4. The five main components of AVD literature systematized in the paper. Each component is studied in one sub-section of Section 5.

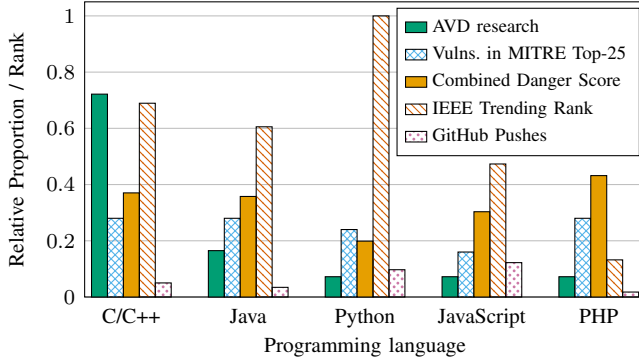


Figure 5. Comparison of commonly-used programming languages according to (1) the proportion in current AVD research, (2) their proportion of the 2023 top 25 MITRE dangerous software weaknesses they are vulnerable to, (3) the proportional score of the MITRE danger score, (4) their 2024 IEEE Trending rank (proportion of the most-used language, Python), and (5) their proportion in GitHub pushes from Q1 of 2024.

vulnerable commit to be easily reverted. As a result, recent initiatives like DARPA’s AIxCC competition [2] highlight the potential of commit-level AVD, encouraging the development of suitable AVD datasets and solutions. For the above reasons, we recommend further research in developing both line-level and commit-level AVD.

Insight 2 (Granularity).

RQ1. Function-level AVD is currently by far the most common detection granularity (68.4%).

RQ2. More informative finer-grained solutions (e.g., line-level) are more useful while source code is being actively developed, while coarser-grained solutions (e.g., commit-level) have practical potential in pre-deployment phases.

5.2. Input

We analyze the types of input to AVD solutions with regards to programming languages and input representations.

5.2.1. Programming Languages. Programming languages vary in susceptibility to vulnerabilities, and prevalence in software development. Therefore, we conduct a comprehensive, multi-faceted analysis of how the current AVD research landscape maps to the real-world with regards to programming languages. We consider the popularity of languages in real-world software development, and the relative susceptibility of a language to vulnerabilities.

Figure 5 compares the languages across multiple metrics. The first metric is the distribution of languages among AVD research, which shows that the vast majority of articles focuses on C/C++ (72%). This may be explained in part by the high proportion of widely used AVD datasets comprising of C/C++ code (c.f., Section 5.4.2). Additionally, C and C++ are notorious for memory-based vulnerabilities, which make up 40% of the MITRE 2023 top-25 dangerous software weaknesses [115]. As such, C/C++ may be more prone to vulnerabilities than other popular languages. This leads to our second metric, the proportion of MITRE’s 2023 dangerous software weaknesses [115] to which a language is vulnerable. The top languages (C/C++, Java and PHP), are all equally vulnerable.

However, some vulnerabilities are much more prevalent in real-world software. The Top-25 weaknesses are determined using a *danger score* that combines the detection frequency of a vulnerability and its severity. Therefore, the Top-25 inherently includes prevalence, but the score discrepancy is wide, with scores of more than 60 and less than 4. This motivates our third metric, which captures the overall severity of a language’s vulnerabilities. For each language, we compute a *combined danger score* by adding the danger scores of its vulnerabilities, then normalizing it by the sum of all the Top-25 vulnerabilities. From this, PHP is the most vulnerable language, followed by C/C++, Java, and JavaScript. Yet, PHP currently makes up less than 10% of AVD research, disproportionate to its relative vulnerability.

For capturing the prevalence of a language, we use the 2024 IEEE Spectrum Top Programming Languages ranking [116]. Languages are ranked as a proportion of the most popular language, Python, with C/C++ ranked second, and Java third. Despite this, Python is only represented in less than 10% of AVD research. Another metric for prevalence is the relative proportion of *GitHub pushes* from Q1 2024. According to this metric, JavaScript is the most prevalent, followed by Python, and then C/C++.

The above multi-faceted analysis uncovers obvious discrepancies between AVD research and practical software development needs. Future research should diversify its focus to include languages such as Python and JavaScript, due to their significant popularity, along with Java and PHP due to their susceptibility to vulnerabilities. Expanding research into these languages would increase the relevance and applicability of AVD solutions in real-world projects. However, it is not completely surprising why C/C++ dominates current AVD research, given both its susceptibility to vulnerabilities and its widespread use in open-source projects.

TABLE 2. INPUT REPRESENTATIONS USED BY AVD APPROACHES.

Input Repr.	Source Code	AST	CFG	PDG	CPG	DFG	Binary Code
No. of Articles	71	28	18	10	9	5	4

Insight 3 (Programming Language).

RQ1. Research caters primarily to C/C++ (72.1%).

RQ2. Research should match real-world needs for detection in prevalent (e.g., Python) and inherently vulnerable languages (e.g., PHP).

5.2.2. Input Representation. We categorize the AVD literature according to the most commonly employed input representations in Table 2. *Source code* is used by almost all the surveyed articles (71/79 \Rightarrow 89.9%), either alone or in conjunction with other representations. Among these, 28 articles (35.4%) used only raw source code, without any other representations.

Intermediate representations (IRs) (c.f., Section 3.2) are also commonly-used in AVD solutions. *Abstract syntax trees* are the second most common representation among the included articles (35.4%). They are predominantly used in concert with GNNs [6], [58], [61], [77], where the AST acts as (part of) the graph underlying the message-passing mechanism. ASTs have also been used as input to RNN-based AVD solutions [49], [67], [68], [104]. Finally, ASTs have been used as an additional context in the prompt of LLM-based AVD solutions [60]. Individual AST nodes are vectorized using embeddings (c.f., Section 3.2), and apart from when used with GNNs, the whole AST can be serialized using depth-first or breadth-first traversal.

Similar to ASTs, *control flow graphs* were primarily used in AVD as the underlying graph of GNNs [6], [61], [77], as a part of the data pre-processing pipeline [49], or as an input to an ML model in a vectorized form [65]. *Program dependency graphs* were used with GNN-based AVD solutions [57], [58], [105] and as part of pre-processing [63], [110]. The *code property graph* is another commonly-used graph representation, and has been used with GNNs [55], or as additional context in the prompt of LLM-based AVD solutions [73]. Other AVD works also used *data flow graphs* in GNN-based AVD solutions [61], or in the prompt of LLM-based AVD solutions [60].

Finally, a few works used *binary code*. Features extracted from binary code can be used as the sole input to different ML classifiers (e.g., CNN [43] and RNN [24]), or can be combined with dynamic features extracted from execution traces [41]. Alternatively, the binary code can be analyzed using symbolic execution [42].

Alongside source-code, we argue that more research into using binaries can be of significant practical importance. First, analyzing binaries allows for language-agnostic AVD solutions. Furthermore, solutions based solely on source code will fail to detect vulnerabilities and bugs that manifest themselves with specific compilers or operating systems [117].

TABLE 3. DISTRIBUTION OF THE APPROACHES USED FOR AVD IN THE INCLUDED PAPERS. ARTICLES EMPLOYING MULTIPLE APPROACHES APPEAR MULTIPLE TIMES.

Approach	#	Sub-approach	#	Articles
GNN	25	GGNN	5	[6], [55], [57], [78], [92]
		RGCN	4	[45], [51], [77], [106]
		GCN	4	[75], [85], [86], [103]
		GAT	3	[89], [93], [105]
		Others	9	[50], [58], [61], [62], [64], [88], [94], [95], [96]
RNN	18	BLSTM	8	[5], [67], [68], [70], [83], [100], [103], [110]
		LSTM	6	[71], [76], [86], [91], [101], [112]
		BGRU	2	[49], [104]
		Others	2	[24], [87]
LLM	10	Prompting	5	[9], [48], [60], [73], [102]
		Fine-tuning	5	[8], [52], [79], [97], [102]
		Pre-training & Fine-tuning	1	[7]
		-	-	-
CNN	6	-	6	[43], [56], [63], [65], [76], [82]
Func. Sig.	6	-	6	[47], [54], [59], [72], [98], [99]
Taint An.	5	-	5	[42], [44], [46], [74], [109]
Others	12	-	12	[41], [53], [66], [69], [80], [81], [84], [90], [107], [108], [111], [113]

Insight 4 (Input Representation).

RQ1. The majority of AVD solutions require the source code either as direct input, or indirectly through an intermediate representation (89.9%).

RQ2. Alongside source code, detection on binaries can address additional vulnerabilities introduced through compilation and dependencies.

5.3. AVD Approaches and Solutions

This section categorizes the most common approaches utilized for solving AVD tasks and presents a selected list of frequently cited AVD solutions.²

5.3.1. Approaches. Several approaches have been applied to solve AVD tasks, including both traditional non-learning approaches and more recent ML approaches. The distribution of the most common approaches is shown in Table 3. Furthermore, Figure 6 demonstrates the trend in popularity of these approaches in AVD research. From Table 3, *GNNs* top the list of the most popular approaches with 31.6% of the articles. Starting to appear in 2019, and virtually dominating the field since 2021, GNNs excel at capturing the code structure (often utilizing an IR, c.f., Section 5.2.2). Among GNN approaches, common variants include the seminal graph convolution networks (GCNs) [118], gated graph neural networks (GGNNs) [119] (combining GNNs and RNNs), relational GCNs (RGCNs) [120] (allowing for different edge

². Throughout the SoK, an *approach* refers to a generic method used to solve AVD (e.g. GNN, LLM), while a *solution* refers to a vulnerability detector proposed by an article (e.g., VulDeePecker [5])

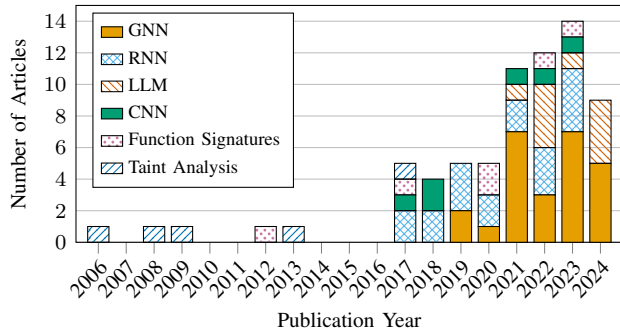


Figure 6. Distribution of the most-common six AVD detection approaches over time. Data for 2024 covers Jan-Aug. Non-learning approaches dominate before 2017, RNNs dominate 2017-2020, and GNNs onwards.

types), and graph attention networks (GATs) [121] (utilizing the attention mechanism).

RNNs have also been extensively used for AVD (22.8%), and have been particularly popular between 2017 and 2023. RNNs are good at modeling sequential data, but their inability to use parallel processing introduces bottlenecks. Among RNN approaches, bi-directional variants (e.g., BLSTM and BGRU) are prevalent, capturing code dependencies in both the forward and backward directions. The third most popular approach, despite its recency, is *LLMs*, starting to gain popularity in 2022. Relying on the transformer architecture, LLMs can both capture long-range code dependencies, and support fast parallel processing. Pre-trained LLMs can be adapted to AVD tasks either through prompt engineering, or through fine-tuning on task-specific AVD datasets.

Other less commonly-used approaches include *CNNs*, in addition to a few non-learning approaches. These include computing *function signatures* (typically based on hash values) for evaluating code similarity, and *taint analysis*.

Overall, software developers can benefit from AVD approaches that are more informative and interpretable. LLMs can provide explainability through textual elaboration for their predictions, but the accuracy of these explanations is hard to evaluate. GNN approaches naturally lend themselves to interpretability through highlighting nodes and edges that are more responsible for its output [122], [123]. However, current research on the interpretability and explainability of AVD approaches is insufficient, constituting a significant barrier to practical deployment.

Insight 5 (Approaches).

RQ1. The field of AVD has witnessed a series of shifts in the predominant approach used, from non-learning, to RNNs, and GNNs, with LLMs projected to be dominant in the future.

RQ2. Further development of explainable and interpretable detection solutions can enhance the usability and trustworthiness of AVD, respectively.

5.3.2. Influential Solutions. The articles we surveyed use a set of influential AVD solutions as baselines. Overall, our

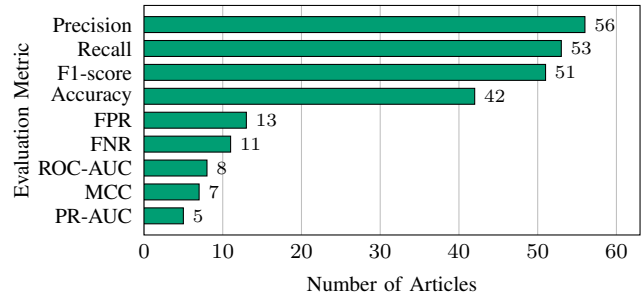


Figure 7. Distribution of the most common evaluation metrics used in AVD.

79 articles used a median of 3 baselines per article. Table 4 catalogs the most common baselines, distinguishing between learning-based and non-learning based solutions. The most commonly used baselines are either RNN-based [5], [49], GNN-based [6], [55], [58], or rule-based [3], [4], [124]. However, rule-based solutions are recently being used by fewer articles as baselines, with only one article [98] since 2023. Moreover, the top-3 baselines (VulDeePecker [5], Devign [6], and SySeVR [49]) are used in at least 20 articles (25.3%), which shows their importance to the field despite their age. A notable recent solution is Linevul [8], which is commonly used as a baseline despite being proposed in 2022. We recommend that new AVD research compares proposed solutions to a wide variety of learning-based (the aforementioned four) and non-learning-based solutions (e.g., Flawfinder [3]), to ensure the validity of their results. Doing so would increase confidence in the results reported, which in turn encourages applicability in software development.

Insight 6 (Solutions).

RQ1. AVD papers compare against one or more established baselines: RNN-based (85.8%), GNN-based (57.0%), and rule-based (32.9%).

RQ2. The incremental development of AVD solutions requires fair comparisons, therefore research should consistently use a standard set of baselines (e.g., VulDeePecker, Devign, SySeVR, LineVul).

5.4. Evaluation Metrics and Datasets

AVD solutions are evaluated on different datasets and report heterogeneous metrics. To aid consistent evaluation in AVD, we systematize these aspects.

5.4.1. Evaluation Metrics. Figure 7 shows the most commonly-used metrics to evaluate AVD solutions. Due to the ubiquity of binary classification in AVD (c.f., Section 5.1.1), the majority of the metrics are specific to that problem formulation: the fundamental quantities in classification are: Accuracy, Recall (True Positive Rate), False Positive Rate (*FPR*), and the area under the ROC curve (*ROC-AUC*). Due to the typical imbalance between vulnerable and non-vulnerable code in practice, AVD research

TABLE 4. FREQUENTLY USED BASELINE SOLUTIONS IN THE SELECTED PAPERS

	Method	Used	Year	Granularity	Language	Approach	Description
Non-learning	Flawfinder [3]	12	2007	Line	C/C++	Rule-based	Open-source tool that matches patterns with a known vulnerability pattern database. Does not leverage data and control flow information.
	RATS [4]	7	2009	Line	5 languages	Rule-based	Open-source tool that can identify common vulnerability patterns, such as buffer overflows and race conditions.
	Checkmarx [124]	7	2006	Line	20+ languages	Rule-based	Commercial tool that uses human-defined vulnerability patterns along with data flow analysis. Recent versions support dynamic analysis.
	VUDDY [59]	7	2017	Function	C/C++	Signature	Assesses similarity to known vulnerable functions by computing a function signature based on (1) the length of the function, and (2) its hash string.
Learning	VulDeePecker [5]	32	2018	Slice	C/C++	RNN	Develops a novel input representation technique based on <i>code gadgets</i> , in order to make deep learning suitable for AVD. Code gadgets are vectorized using <code>word2vec</code> and fed to a BLSTM.
	Devign [6]	23	2019	Function	C/C++	GNN	Applies a GGNN to a graph-level classification task, on a composite graph based on the AST, CFG, and DFG.
	SySeVR [49]	20	2018	Slice	C/C++	RNN	Utilizes program slicing to extract software elements matching certain vulnerability characteristics from the AST and CFG, which are fed to a BGRU.
	ReVeal [55]	14	2021	Function	C/C++	GNN	Avoids learning spurious correlation in the data, by employing rigorous data collection and model design. Utilizes a GGNN with triplet loss function [125] to maximize class separation.
	Russel et. al. [56]	12	2018	Function	C/C++	CNN	Avoids manual pre-processing (e.g., generating code gadgets), and transforms raw source code into a 2D matrix to be fed to a CNN. Feature representations learned by the CNN are then fed to a random forest classifier.
	IVDetect [58]	8	2021	Function	C/C++	GNN	Utilizes a feature attention GNN (FA-GNN) [126] (excels for sparse vectors) on top of the PDG. Provides interpretations leveraging <i>GNNExplainer</i> [122], which finds the smallest sub-graph minimizing the prediction error.

TABLE 5. COMPARISON OF THE MOST UTILIZED DATASETS IN AVD RESEARCH. THE NUMBER OF ARTICLES UTILIZING A DATASET IS SHOWN AS “#”.

Dataset	#	Year	Language	Size	% Vulnerable	Annotation	Granularity	Includes CWE-ID
Devign [127]	12	2019	C/C++	22 361	45.00	Manual	Function	✗
ReVeal [128]	11	2021	C/C++	18 169	9.16	Manual	Function	✗
Big-Vul [129]	9	2020	C/C++	188 636	5.70	Manual	Function, Line	✓
SySeVR [130]	4	2018	C/C++	420 627	13.40	Manual	Slice	✓
Draper [131]	4	2021	C/C++	1 274 366	9.46	Static Analysis	Function	✓
μ VulDeePecker [132]	3	2019	C/C++	181 641	23.70	Manual	Slice	✓
D2A [133]	3	2021	C/C++	1 295 623	1.43	Static Analysis	Slice	✓
CodeXGLUE [134]	3	2021	C/C++	22 361	45.00	Manual	Function	✗
VulDeePecker [135]	3	2018	C/C++	61 638	28.80	Manual	Slice	✓

also uses metrics that are less common in other domains: the Area under the Precision-Recall curve (PR-AUC), and the Matthews correlation coefficient (MCC). Some recent works [50], [66] have used Informedness ($IFN = Recall - FPR$) and Markedness ($MKD = Precision - FNR$) These are unbiased versions of Recall and Precision, respectively, that consider the number of true negatives (TN) [136].

Nevertheless, with the exception of *ROC-AUC* and *PR-AUC*, the values of the aforementioned metrics are dependent on an arbitrary value of a detection threshold, which hinders a fair and precise comparison between solutions. In addition, an AVD solution can be more sensitive to high *FPR* during software development. Therefore, we believe that the Recall value at a chosen *FPR* (denoted as *Recall@FPR*) is a practical metric of the AVD solutions’ performance, and we thus encourage new research to use it along with the widely-used metrics (e.g., F_1). *Recall@FPR* should be reported for a comprehensive range of *FPR*s.

Insight 7 (Metrics).

RQ1. AVD solutions are mainly evaluated using standard binary classification metrics (e.g., Precision 70.9%, Recall 67.1%, F_1 -score 64.6%).

RQ2. Metrics, such as Recall@FPR, gauge the practicality of automated solutions based on real-world constraints (e.g., alert fatigue).

5.4.2. Evaluation Datasets. The included AVD articles exhibit wide variability in their evaluation datasets. The majority (72.2%) either created new datasets from scratch or extracted subsets of openly-available vulnerability databases, while 32.9% used existing benchmark datasets (one article may use both dataset types). Out of the 13 identified, the nine most frequently used evaluation benchmark datasets are shown in Table 5. From the table, the most common datasets are all function or slice-level C/C++ datasets (similar to the most common solutions, c.f., Section 5.3.2). The

function-level datasets are typically built by extracting the code changes from security-related commits in open-source projects (e.g., *Devign* [127]: FFMpeg+Qemu, *Reveal* [128]: Linux Debian kernel and Chromium, *Big-Vul*: 348 projects, *D2A*: OpenSSL, FFMpeg, httpd, NGINX, libtiff, and libav). On the other hand, most slice-level datasets [130], [132], [135] are extracted from two sources maintained by the US National Institute of Standards and Technology (NIST): the National Vulnerability Database (NVD) [137], which contains real-world programs, and the Software Assurance Reference Dataset (SARD) [138], which contains both real and synthetic programs.

We observed that most existing AVD datasets lack fixed train-test splits, which are essential for a consistent and fair evaluation of solutions. Only two datasets [131], [134] in Table 5 include fixed splits, we recommend that future AVD datasets should include fixed splits, and preferably, keep a hidden test set (with a public leaderboard) in order to prevent data leakage and memorization issues. In that regard, it is worth mentioning that the CodeXGLUE [134] defects dataset is, in essence, a fixed train-test split of the aforementioned *Devign* dataset.

Moreover, since all the datasets in Table 5 contain C/C++ programs at either the function (55.6%) or slice level (44.4%), future AVD datasets should represent a wider variety of programming languages (Section 5.2.1) and granularities (Section 5.1.2). Furthermore, the table shows that two common datasets (i.e., D2A and draper) utilize static analyzers for annotation. Although this facilitates the rapid creation of larger datasets, this methodology has come under sharp criticism due to incorrect annotation [55]. Finally, the aforementioned datasets are slightly outdated, at least three years old, and therefore lack knowledge of recently discovered vulnerabilities. More recent datasets, such as PrimeVul [139], MegaVul [140] VulBench [141], and DiverseVul [142], should be used in conjunction with the classical datasets, for evaluating AVD solutions.

Insight 8 (Datasets).

RQ1. AVD datasets focus on C/C++ projects with function- (55.6%) or slice-level (44.4%) granularity.

RQ2. Developing datasets that cover multiple programming languages and granularities allows for the exploration of alternative formulations while promoting comparability.

5.5. Performance Meta-analysis

We quantitatively evaluate the progress of the AVD field towards practical applicability by comparing the performance of existing AVD solutions (as reported in the articles). We consider the three most-used AVD datasets: *Devign* [127], *ReVeal* [128], and *Big-Vul* [129]. For the evaluation metric, we choose the F_1 -score for two reasons: (1) it is one of the most widely used metrics in AVD articles, as evidenced by Figure 7, and (2) it gives a holistic overview

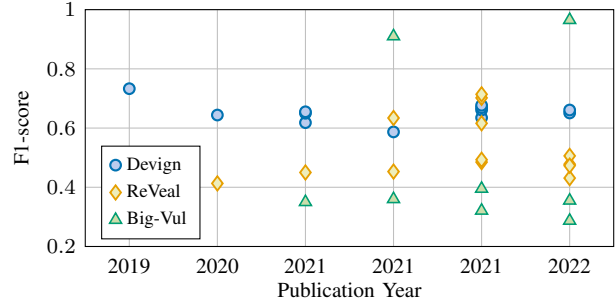


Figure 8. Reported F_1 -scores by AVD solutions on the three most popular AVD datasets per year. Each point corresponds to one solution evaluated on a dataset. Some solutions are evaluated on multiple datasets.

of the performance. Overall, 19 solutions used the F_1 -score in conjunction with one of the aforementioned datasets.

The results of our meta-analysis are shown in Figure 8, where each point represents an AVD solution’s publication year on the x-axis, and the corresponding F_1 -score reported on the corresponding dataset on the y-axis.

For the **Devign** dataset, the figure does not show a clear improvement over time and surprisingly the highest scoring solution was *Devign* [6], which is the article that originally introduced the dataset. Subsequent work [55] highlighted that the results in [6] were not reproducible. Apart from that, the top-performers on the *Devign* dataset are: (1) *VulGDA* [92] ($F_1 = 67.7$), a cross-domain solution leveraging GGNN and domain adaptation (DA) [143]. DA is a branch of transfer learning involving pre-training on one dataset (source domain), and later fine-tuning on task-specific data (target domain), and (2) *AMPLE* [77] ($F_1 = 66.9$), which trains an edge-aware GCN using the AST and CFG, both interestingly using GNN-based approaches.

For the **ReVeal** dataset, focusing on the top-performing solutions each year reveals a slight improvement up to 2023. The top performers are: (1) *VulGDA* [92] ($F_1 = 71.4$), the top-performing solution for the *Devign* dataset, and (2) *CPVD* [93] ($F_1 = 70.2$), which is another cross-domain solution using GAT and DA. Both top-scoring solutions use GNNs and DA, which indicates the power of transfer learning on GNNs for this dataset.

The performance on the **Big-Vul** dataset is more variable than that of *Devign* and *ReVeal*, with two outlier solutions reporting exceptionally good performance: (1) *DeepDFA+UniXcoder* [78] ($F_1 = 96.5$), a GNN-based solution aiming to simulate data flow analysis combined with the LLM UniXcoder [144], and (2) *LineVul* [8] ($F_1 = 91$), a pre-trained CodeBERT LLM, later fine-tuned for vulnerability detection. Similar to *Devign* and *ReVeal*, the top-performers on the *Big-Vul* datasets use very similar approaches: a pre-trained LLM adapted to AVD through (1) fine-tuning [8], or (2) by concatenating its output features with those generated by a GNN [78]. Nonetheless, the credibility of these results cannot be established if the LLM was exposed to the *Big-Vul* test dataset during pre-training (i.e., data leakage), a possibility that cannot be excluded.

Interestingly, the results from all datasets seem to point toward a clear trend: *Cross-domain AVD solutions work best*. These solutions leverage the paradigm of transfer-learning by first learning a base pre-trained model from a widely-varied heterogeneous dataset and then fine-tuning on the target dataset. The superior performance of cross-domain solutions can be attributed to their ability to avoid spurious correlations originating from specific datasets.

However, the AVD literature exhibits a significant lack of comparison to state-of-the-art solutions. This is evidenced by the frequent continuous introduction of new solutions that fail to surpass SOTA performance. We therefore encourage future AVD research to benchmark results against the top-performing solutions for each dataset, in order to (1) ensure their proposed solution matches or exceeds state-of-the-art performance, and (2) ensure the reproducibility of the results of the top-performing solutions.

Insight 9 (Performance).

RQ1. Cross-domain solutions (e.g., fine-tuned LLMs) demonstrate top performance across all popular datasets.

RQ2. Current solutions fail to sufficiently compare against preexisting SOTA. Therefore, to clearly delineate superior performance, research must consistently evaluate against existing top-performing solutions.

6. Analysis of Empirical Studies

Although not proposing new solutions, empirical studies that provide comprehensive analysis of existing approaches and solutions are crucial to the progress of AVD research. Our article collection and screening procedure (Figure 2) yielded 76 empirical studies, of which 17 were selected through manual screening based on relevance, impact, and recency. We classify the studies into four areas.

6.1. Input Vectorization

The authors in [145] evaluated the embeddings created by `word2vec` [20] and `doc2vec` [23] by measuring the cosine similarity between known vulnerable and non-vulnerable samples. Their results show that using `doc2vec` shows superior performance. Similarly, [146] compared the effect of using `word2vec` and the *bag-of-words* technique on the performance of classical ML-based AVD models (i.e., those not utilizing neural networks), and showed that *bag-of-words* was superior. Both studies interestingly highlight the brittleness of `word2vec` for multi-word input that needs to be truncated or padded. However, both studies are now outdated (the latest is from 2020), and thus more recent studies on vectorization are needed.

6.2. Approaches

Early empirical studies evaluated various static analysis tools [147], [148]. Despite the overall unsatisfactory perfor-

mance, both studies concluded that Flawfinder [3] performs slightly better than other tools. Other early studies [145], [146], [149] compared RNN-based AVD approaches to classical ML approaches, and unanimously concluded that BRNNs (especially BLSTMs) exhibit superior performance.

More recent studies focused primarily on transformer-based LLMs. One study [150] highlighted the superior performance of LLMs fine-tuned on AVD-specific datasets compared to BRNNs, due to their ability to capture long-range dependencies in code. Fine-tuned LLMs have also been shown to outperform prompt engineering techniques on pretrained LLMs [151]. Nonetheless, [152] shows that the performance of fine-tuned LLMs degrades significantly when temporal data splits are used, compared to a more graceful degradation for prompt engineering and static tools. Regarding the performance of prompt engineering approaches for LLMs, the results of existing empirical studies are rather ambivalent. While [141], [153] report the superior performance of prompt engineering, [154] reports that they are outperformed by static tools, and [155] even reports that they perform worse than a dummy classifier utilizing only the class label distribution. However, it is worth noting that the above studies have been conducted using different LLMs, and thus a more consistent treatment is recommended for future research. Computationally, all the aforementioned studies agree that LLMs are more resource-intensive compared to other approaches.

Regarding specific AVD solutions, [156] performed an extensive study with 9 RNN-based, GNN-based, and LLM-based solutions. Their results show that LineVul [8] is by far the best performing AVD solution, exhibiting an impressive stability across different vulnerability types.

6.3. Interpretability

Few empirical studies considered evaluating the human-interpretability of AVD solutions, mainly focusing on GNN-based solutions. For instance, [157] compared nine regular and three graph-specific interpretability methods. Although their results were inconclusive, the authors end up suggesting the GNNExplainer [122] and PGExplainer [123] methods. Similarly, [158] evaluated perturbation-based, composition-based, and gradient-based interpretability methods. The results showed that all methods exhibited unsatisfactory performance, and in contrast to [157], perturbation methods (including GNNExplainer and PGExplainer) performed the worst. The only study considering non-GNN AVD solutions was [156], which used GNNExplainer to interpret GNN solutions and the language interpretation tool (LIT) [159] to interpret LLM solutions. Despite not reporting the accuracy of the interpretability methods, it was found that the different AVD solutions often agreed on their interpretations. Based on the above discussion, we conclude that existing studies fail to provide a comprehensive evaluation of interpretability methods, and to generalize to non-GNN AVD solutions.

6.4. Datasets

Due to the class imbalance often faced in AVD datasets, empirical studies compared various oversampling techniques for the minority class (i.e., vulnerable samples). Among those studies, [55] [149] concluded the superiority of the synthetic minority oversampling technique (SMOTE) [160] in improving performance and reducing overfitting.

Other empirical studies highlight shortcomings in existing AVD datasets. For example, [161] creates the *Real-Vul* dataset, which mirrors real-world settings by including (1) a temporal train-test split, and (2) incorrect labels corresponding to yet undiscovered vulnerabilities. Label inaccuracies were also studied in [139]. The authors propose the *Prime-Vul* dataset, which features more accurate automated labels by (1) only including commits changing one function, and (2) checking the included vulnerabilities against the NVD database. The authors also employed rigorous data deduplication and temporal data splitting. Finally, [152] highlights the lack of solutions detecting inter-procedural vulnerabilities (those affecting multiple functions). They thus propose *VulEval*, a multi-granularity AVD dataset supporting both function-level and repository-level detection. An evaluation of 19 AVD solutions on *VulEval* showed that repository-level AVD achieves superior results. Note that in all three aforementioned studies, it was observed that evaluating AVD solutions on the new dataset (featuring temporal data splits) resulted in significant performance degradation.

Insight 10 (Empirical Studies).

RQ1. Empirical studies highlight the superior performance of fine-tuned LLM-based solutions (corroborating Insight 9) and the importance of using temporal data splits.

RQ2. Practical adoption of AVD requires extensive evaluations of (1) recent vectorization techniques, (2) prompt-based LLM solutions, and (3) interpretability.

7. Discussion

We elaborate on the insights provided in the previous sections, discuss the current challenges facing AVD research, and answer the research questions presented. We include the following. To further progress in the field of AVD and to enhance its utility during software development, the following research challenges must be addressed.

7.0.1. Quality of Available Dataset. The lack of widely accepted high quality datasets is a key challenge in AVD research. Although there are a number of commonly used datasets, the current dataset landscape lacks several key properties required for realistic evaluations. (1) Verified ground-truth annotations to prevent label inaccuracy [162] [139] [161]. (2) A realistic distribution of vulnerable samples in test sets to enable practical evaluation [163], [164]. (3) Time-stamped data for enforcing time-consistent training and testing to prevent the incorporation of future

knowledge into training data [163], [164]. (4) The aforementioned hidden test set (c.f. Section 5.4.2) to mitigate training on testing data [162], [165]. Additional guidelines have also been proposed in [10], underpinning the pressing nature of this problem in the field of AVD. By developing datasets that contain the properties mentioned above, future research can produce realistic and accurate evaluations of the performance of the proposed solution.

7.0.2. Lack of Comparability between Solutions. Closely related to dataset quality, the lack of comparability between solutions obfuscates the current state-of-the-art and hinders incremental improvement. To allow direct comparability of future research, the field requires that datasets also contain the following additional comparability and compatibility properties. (1) Provide a predefined time-consistent training, validation, and testing split for direct comparability. (2) Contain both basic and CWE specific annotations to allow for different problem formulations. (3) Contain nested annotation of the entire source code to allow for different detection granularities. These compatibilities allow a wider variety of solutions to be evaluated on the same dataset, therefore increasing the comparability of those solutions.

7.0.3. Insufficient Open Science. Beyond using quality datasets and direct comparability of solutions, incremental progress in the field of AVD requires reproducibility. Therefore, open-source implementations and datasets are crucial to the reproducibility of research [11]. Of the papers included in Section 5, only 50% provides an open-source implementation of their solution and 76% provides links to the data used for evaluation, an improvement from the study in [11], where only 25.5% of the articles (up to October 2020) provided publicly available source code and datasets. Although this shows a trend of improvement, the current state of open science is still far from ideal. Decreasing Real-World Impact Opposed to the improvement in open science, the distribution of AVD articles reporting new (previously unreported) vulnerabilities in software is declining. 46.7% of the reviewed articles published before 2021 reported new vulnerabilities, while only a limited 10.2% of those published since 2021 reported new vulnerabilities. Real-world evaluations are important because they allow for validating the practical efficacy of the proposed solutions.

7.0.4. Test Data Leakage to LLMs. Avoiding test data leakage when using pre-trained LLM-based AVD solutions is not simple: First, the underlying commercial LLMs are being trained on vast amounts of data scraped from the Internet, making the inclusion of common AVD datasets highly probable [165]. Second, the lack of information regarding the content of this data collection makes it impossible to disprove the inclusion of datasets. Therefore, the potential of test data leakage to LLMs raises questions about the true performance and generalizability of LLM-based AVD solutions (as mentioned in Section 5.5). Although potential test data leakage to LLMs has been acknowledged in some

AVD work [154] [9], little effort has yet been made to overcome it [166]. This further highlights the need to curate datasets that have a private test set to enable comparable results that are free from test data leakage.

7.1. Towards Applicable AVD

Beyond the identified challenges facing the field of AVD, we compile the insights raised throughout this paper to broaden the perspective of AVD research. Hence, answering the two research questions laid forth in Section 1.

7.1.1. General Methodology of AVD Solutions. The insights gained from our analysis of the AVD literature show a consensus in the methodology of AVD research. Most AVD tasks are binary classification tasks with function-level detection granularity. Solutions operate on C/C++ programs using the source code or intermediate representation. The approaches underlying solutions are dominated by GNNs and LLMs. Evaluations use standard classification metrics on datasets with C/C++ function- or slice-level samples.

7.1.2. Bridging the Applicability Gap. Despite this clear consensus, aligning AVD solutions with real-world applications requires considering the broader context of their use by integrating the following practical aspects. Identifying the type of vulnerability provides actionable feedback. Tailoring detection granularities to specific software development stages enhances relevance. Supporting multiple programming languages extends the utility of AVD solutions beyond C/C++, accommodating diverse multilingual projects. AVD analyzing compiled binaries –in addition to source code– is essential to ensure the absence of vulnerabilities post-compilation. Explainable AVD solutions clearly communicate why flagged code is deemed insecure. Evaluation against established baselines using realistic metrics allows for a credible demonstration of practical efficacy. Lastly, the use of realistic datasets and evaluations, as discussed in Section 7, is crucial for translating research into effective real-world applications.

8. Related work

The AVD field has been addressed by various surveys, each offering insights into different aspects of automated vulnerability detection. Some surveys focus on specific subproblems, such as benchmark dataset quality [167] or dataset evaluation and its impact on models [10]. [168] questions the adequacy of function-level granularity in AVD. Similarly, the semantic gap between human- and DL-based AVD approaches is explored by [169], which categorizes pre-2020 research by feature types such as graph-based, sequence-based, and text-based. The specific area of AVD for Android apps is reviewed in [170].

Other surveys take a broader perspective on AVD within adjacent fields or historical contexts. For instance, [171] presents an overview of the 2016 DARPA CGC competition, with a closer look at winning strategies in [172]. Surveys

such as [165] discuss the application of large language models to AVD and repair, while [173] offers a comprehensive view on AVD, automated program repair (APR), and defect prediction up to 2020. Historical perspectives on fault localization from 1977 to 2014 are provided by [174]. In a more recent review, [175] examines ML and DL-based AVD approaches through 2022, though it does not address the emerging role of LLMs in AVD.

Although these surveys contribute unique insights, they do not encapsulate the core focus of our paper, as they focus on: (1) subproblems of AVD [10], [11], [167], [168], [169], [170], (2) specific approaches [171], [172], (3) broader topics [165], [173], [174], or (4) predated major advancements in the field [175]. Our SoK addresses these gaps by systematically analyzing the distribution of core components within the AVD literature to identify key areas where future research can improve the applicability of AVD in real-world software development.

9. Threats to Validity

Despite our rigorous methodology in collecting and systematizing research, several potential limitations may impact our findings: (1) our SoK focuses exclusively on techniques aimed at detecting security vulnerabilities, although methods targeting general bug and defect detection may provide additional insights. This scope was chosen to ensure a thorough and relevant analysis specific to AVD. (2) Our search terms, while necessary to manage the volume of papers, may have inadvertently excluded some relevant studies. To mitigate this, we supplemented our search with a manual review, as outlined in Section 4.1, to capture critical work that could be missed by our initial search. (3) Finally, in Section 5.5, we compare the performance of various AVD solutions; however, differences in dataset splits, hyperparameters, and detection thresholds across studies may introduce inconsistencies. Where possible, we note these variations and their potential impacts on comparability.

10. Conclusion

In this systematization of knowledge paper, we identified critical gaps in the current landscape of AVD research, particularly its narrow focus on function-level binary classification of C/C++ programs. These limitations underscore the need for more comprehensive, adaptable solutions that can bridge the divide between research and practical application. Addressing these gaps requires collaborative research efforts to diversify problem formulations, enhance dataset quality, and ensure reproducibility in real-world settings. By advancing these areas, future AVD solutions stand to make significant strides in securing software development practices against vulnerabilities, reinforcing the foundational importance of robust, adaptable security measures in the ever-evolving software landscape.

References

- [1] DARPA, “Cyber Grand Challenge,” (Accessed 2024-10-06). [Online]. Available: <https://www.darpa.mil/about-us/timeline/cyber-grand-challenge>
- [2] —, “AI Cyber Challenge (AIXCC),” (Accessed 2024-10-03). [Online]. Available: <https://aicyperchallenge.com/>
- [3] D. A. Wheeler, “Flawfinder,” (Accessed 2024-09-23). [Online]. Available: <https://github.com/david-a-wheeler/flawfinder>
- [4] A. Dunham, “RATS - rough auditing tool for security,” (Accessed 2024-09-23). [Online]. Available: <https://github.com/andrew-d/rough-auditing-tool-for-security>
- [5] Z. Li, D. Zou, S. Xu, X. Ou, H. Jin, S. Wang, Z. Deng, and Y. Zhong, “VulDeePecker: A deep learning-based system for vulnerability detection,” in *Network and Distributed System Security Symposium*, ser. NDSS 2018. Internet Society, 2018. [Online]. Available: <https://doi.org/10.14722/ndss.2018.23158>
- [6] Y. Zhou, S. Liu, J. Siow, X. Du, and Y. Liu, “Devign: Effective vulnerability identification by learning comprehensive program semantics via graph neural networks,” *Advances in Neural Information Processing Systems*, vol. 32, 2019. [Online]. Available: <https://proceedings.neurips.cc/paper/2019/hash/49265d2447bc3bbfe9e76306ce40a31f-Abstract.html>
- [7] H. Hanif and S. Maffei, “VulBERTa: Simplified source code pre-training for vulnerability detection,” in *IEEE International Joint Conference on Neural Networks*, 2022, pp. 1–8. [Online]. Available: <https://doi.org/10.1109/IJCNN55064.2022.9892280>
- [8] M. Fu and C. Tantithamthavorn, “LineVul: A transformer-based line-level vulnerability prediction,” in *Proceedings of the International Conference on Mining Software Repositories*, 2022, pp. 608–620. [Online]. Available: <https://doi.org/10.1145/3524842.3528452>
- [9] X. Zhou, T. Zhang, and D. Lo, “Large language model for vulnerability detection: Emerging results and future directions,” in *ACM/IEEE International Conference on Software Engineering: New Ideas and Emerging Results*, 2024, pp. 47–51. [Online]. Available: <https://doi.org/10.1145/3639476.3639762>
- [10] Y. Guo and S. Betaieb, “An investigation of quality issues in vulnerability detection datasets,” in *IEEE European Symposium on Security and Privacy Workshops*, 2023, pp. 29–33.
- [11] Y. Nong, R. Sharma, A. Hamou-Lhadj, X. Luo, and H. Cai, “Open science in software engineering: A study on deep learning-based vulnerability detection,” *IEEE Trans. on Soft. Eng.*, vol. 49, no. 4, pp. 1983–2005, 2022.
- [12] D. Ristea, V. Mavroudis, and C. Hicks, “Ai cyber risk benchmark: Automated exploitation capabilities,” *arXiv preprint arXiv:2410.21939v2*, 2024.
- [13] C. Beaman, M. Redbourne, J. D. Mummery, and S. Hakak, “Fuzzing vulnerability discovery techniques: Survey, challenges and future directions,” *Computers & Security*, vol. 120, p. 102813, 2022.
- [14] L. Yu, Y. Lu, Y. Shen, Y. Li, and Z. Pan, “Vulnerability-oriented directed fuzzing for binary programs,” *Scientific Reports*, vol. 12, no. 1, p. 4271, 2022.
- [15] Q. Zhang, C. Fang, Y. Ma, W. Sun, and Z. Chen, “A Survey of Learning-based Automated Program Repair,” *ACM Trans. on Software Engineering and Methodology*, vol. 33, no. 2, Dec. 2023. [Online]. Available: <https://doi.org/10.1145/3631974>
- [16] J. R. Rice, “A theory of condition,” *SIAM Journal on Numerical Analysis*, vol. 3, no. 2, pp. 287–310, 1966.
- [17] K. Hornik, M. Stinchcombe, and H. White, “Multilayer feedforward networks are universal approximators,” *Neural networks*, vol. 2, no. 5, pp. 359–366, 1989.
- [18] K. Serebryany, D. Bruening, A. Potapenko, and D. Vyukov, “AddressSanitizer: A fast address sanity checker,” in *USENIX ATC 2012*, 2012.
- [19] R. S. Boyer, B. Elspas, and K. N. Levitt, “Select—a formal system for testing and debugging programs by symbolic execution,” *ACM SigPlan Notices*, vol. 10, no. 6, pp. 234–245, 1975.
- [20] T. Mikolov, I. Sutskever, K. Chen, G. S. Corrado, and J. Dean, “Distributed representations of words and phrases and their compositionality,” *Advances in Neural Information Processing Systems*, vol. 26, 2013, code.google.com/p/word2vec. [Online]. Available: <https://doi.org/10.5555/2999792.2999959>
- [21] J. Pennington, R. Socher, and C. D. Manning, “GloVe: Global vectors for word representation,” in *Conference on Empirical Methods in Natural Language Processing*, 2014, pp. 1532–1543, <https://github.com/stanfordnlp/GloVe>. [Online]. Available: <https://doi.org/10.3115/v1/D14-1162>
- [22] M. Pagliardini, P. Gupta, and M. Jaggi, “Unsupervised learning of sentence embeddings using compositional n-gram features,” in *Conference of the North American Chapter of the Association for Computational Linguistics*, 2018, <https://github.com/epfml/sent2vec>. [Online]. Available: <https://doi.org/10.18653/v1/N18-1049>
- [23] Q. Le and T. Mikolov, “Distributed representations of sentences and documents,” in *International Conference on Machine Learning*, 2014, pp. 1188–1196. [Online]. Available: <https://proceedings.mlr.press/v32/le14.html>
- [24] X. Yi, J. Wu, G. Li, A. K. Bashir, J. Li, and A. A. AlZubi, “Recurrent semantic learning-driven fast binary vulnerability detection in healthcare cyber physical systems,” *IEEE Trans. on Network Science and Engineering*, vol. 10, no. 5, pp. 2537–2550, 2022.
- [25] T. Parr, “ANTLR (ANother Tool for Language Recognition),” (Accessed 2024-10-23). [Online]. Available: <https://github.com/antlr/antlr4>
- [26] JetBrains, “astminer,” (Accessed 2024-10-23). [Online]. Available: <https://github.com/JetBrains-Research/astmine>
- [27] joern.io, “Joern: The Bug Hunter’s Workbench,” Jan. 2024, (Accessed 2024-10-23). [Online]. Available: <https://github.com/joernio/joern>
- [28] D. E. Rumelhart, G. E. Hinton, and R. J. Williams, “Learning representations by back-propagating errors,” *nature*, vol. 323, no. 6088, pp. 533–536, 1986.
- [29] S. Hochreiter, “Long short-term memory,” *Neural Computation MIT-Press*, 1997.
- [30] J. Chung, C. Gulcehre, K. Cho, and Y. Bengio, “Empirical evaluation of gated recurrent neural networks on sequence modeling,” 2014.
- [31] M. Schuster and K. Paliwal, “Bidirectional recurrent neural networks,” *IEEE Trans. on Signal Processing*, vol. 45, no. 11, pp. 2673–2681, 1997.
- [32] A. Vaswani, “Attention is all you need,” *Advances in Neural Information Processing Systems*, 2017.
- [33] J. Devlin, M.-W. Chang, K. Lee, and K. Toutanova, “BERT: Pre-training of deep bidirectional transformers for language understanding,” in *North American Chapter of the Association for Computational Linguistics*, 2019.
- [34] J. Achiam, S. Adler, S. Agarwal, L. Ahmad, I. Akkaya, F. L. Aleman, D. Almeida, J. Altschmidt, S. Altman, S. Anadkat *et al.*, “GPT4 technical report,” *arXiv preprint arXiv:2303.08774*, 2023.
- [35] Z. Feng, D. Guo, D. Tang, N. Duan, X. Feng, M. Gong, L. Shou, B. Qin, T. Liu, D. Jiang *et al.*, “Codebert: A pre-trained model for programming and natural languages,” *arXiv preprint arXiv:2002.08155*, 2020.
- [36] I. Rafols, L. Leydesdorff, A. O’Hare, P. Nightingale, and A. Stirling, “How journal rankings can suppress interdisciplinary research: A comparison between innovation studies and business & management,” *Research policy*, vol. 41, no. 7, pp. 1262–1282, 2012.

- [37] M. Schloegel, N. Bars, N. Schiller, L. Bernhard, T. Scharnowski, A. Crump, A. Ale-Ebrahim, N. Bissantz, M. Muench, and T. Holz, "Sok: Prudent evaluation practices for fuzzing," in *2024 IEEE Symposium on Security and Privacy (SP)*. IEEE, 2024, pp. 1974–1993.
- [38] M. Ouzzani, H. Hammady, Z. Fedorowicz, and A. Elmagarmid, "Rayyan—a web and mobile app for systematic reviews," *Systematic Reviews*, vol. 5, no. 1, p. 210, 2016.
- [39] E. Garfield, "Citation analysis as a tool in journal evaluation," *Science*, vol. 178, no. 4060, pp. 471–479, 1972. [Online]. Available: <https://www.science.org/doi/abs/10.1126/science.178.4060.471>
- [40] E. Frachtenberg, "Citation analysis of computer systems papers," *PeerJ Computer science*, vol. 9, p. e1389, 2023.
- [41] G. Grieco, G. L. Grinblat, L. Uzal, S. Rawat, J. Feist, and L. Mounier, "Toward large-scale vulnerability discovery using machine learning," in *Proceedings of the sixth ACM Conference on Data and Application Security and Privacy*, 2016, pp. 85–96. [Online]. Available: <https://doi.org/10.1145/2857705.2857720>
- [42] M. Cova, V. Felmetzger, G. Banks, and G. Vigna, "Static detection of vulnerabilities in x86 executables," in *IEEE Annual Computer Security Applications Conference*, 2006, pp. 269–278. [Online]. Available: <https://doi.org/10.1109/ACSAC.2006.50>
- [43] H. Yan, S. Luo, L. Pan, and Y. Zhang, "HAN-BSVD: A hierarchical attention network for binary software vulnerability detection," *Computers & Security*, vol. 108, p. 102286, 2021. [Online]. Available: <https://doi.org/10.1016/j.cose.2022.103023>
- [44] R. Chang, G. Jiang, F. Ivancic, S. Sankaranarayanan, and V. Shmatikov, "Inputs of coma: Static detection of denial-of-service vulnerabilities," in *IEEE Computer Security Foundations Symposium*, 2009, pp. 186–199. [Online]. Available: <https://doi.org/10.1109/CSF.2009.13>
- [45] S. Nguyen, T.-T. Nguyen, T. T. Vu, T.-D. Do, K.-T. Ngo, and H. D. Vo, "Code-centric learning-based just-in-time vulnerability detection," *Journal of Systems and Software*, vol. 214, p. 112014, 2024. [Online]. Available: <https://doi.org/10.1016/j.jss.2024.112014>
- [46] G. Wassermann and Z. Su, "Static detection of cross-site scripting vulnerabilities," in *International Conference on Software Engineering*, 2008, pp. 171–180. [Online]. Available: <https://doi.org/10.1145/1368088.1368112>
- [47] J. Jang, A. Agrawal, and D. Brumley, "ReDeBug: Finding unpatched code clones in entire OS distributions," in *IEEE Symposium on Security and Privacy*, 2012, pp. 48–62. [Online]. Available: <https://doi.org/10.1109/SP.2012.13>
- [48] N. S. Mathews, Y. Brus, Y. Aafer, M. Nagappan, and S. McIntosh, "LLbezpeky: Leveraging large language models for vulnerability detection," *arXiv preprint arXiv:2401.01269*, 2024. [Online]. Available: <https://doi.org/10.48550/arXiv.2401.01269>
- [49] Z. Li, D. Zou, S. Xu, H. Jin, Y. Zhu, and Z. Chen, "SySeVR: A framework for using deep learning to detect software vulnerabilities," *IEEE Trans. on Dependable and Secure Computing*, vol. 19, no. 4, p. 2244–2258, Jul. 2022. [Online]. Available: <https://doi.org/10.1109/TDSC.2021.3051525>
- [50] X. Cheng, H. Wang, J. Hua, G. Xu, and Y. Sui, "DeepWukong: Statically detecting software vulnerabilities using deep graph neural network," *ACM Trans. on Software Engineering and Methodology*, vol. 30, no. 3, pp. 1–33, 2021. [Online]. Available: <https://doi.org/10.1145/3436877>
- [51] W. Zheng, Y. Jiang, and X. Su, "Vu1SPG: Vulnerability detection based on slice property graph representation learning," in *IEEE International Symposium on Software Reliability Engineering*, 2021, pp. 457–467.
- [52] S. Kim, J. Choi, M. E. Ahmed, S. Nepal, and H. Kim, "VulDeBERT: A vulnerability detection system using BERT," in *IEEE International Symposium on Software Reliability Engineering Workshops*, 2022, pp. 69–74.
- [53] Y. Zhang, Y. Xiao, M. M. A. Kabir, D. Yao, and N. Meng, "Example-based vulnerability detection and repair in java code," in *Proceedings of the 30th IEEE/ACM International Conference on Program Comprehension*, 2022, pp. 190–201.
- [54] S. Salimi and M. Kharrazi, "VulSlicer: Vulnerability detection through code slicing," *Journal of Systems and Software*, vol. 193, p. 111450, 2022.
- [55] S. Chakraborty, R. Krishna, Y. Ding, and B. Ray, "Deep learning based vulnerability detection: Are we there yet?" *IEEE Trans. on Soft. Eng.*, vol. 48, no. 9, pp. 3280–3296, 2021. [Online]. Available: <https://doi.org/10.1109/TSE.2021.3087402>
- [56] R. Russell, L. Kim, L. Hamilton, T. Lazovich, J. Harer, O. Ozdemir, P. Ellingwood, and M. McConley, "Automated vulnerability detection in source code using deep representation learning," in *IEEE International Conference on Machine Learning and Applications*, 2018, pp. 757–762. [Online]. Available: <https://doi.org/10.1109/ICMLA.2018.00120>
- [57] H. Wang, G. Ye, Z. Tang, S. H. Tan, S. Huang, D. Fang, Y. Feng, L. Bian, and Z. Wang, "Combining graph-based learning with automated data collection for code vulnerability detection," *IEEE Trans. on Information Forensics and Security*, vol. 16, pp. 1943–1958, 2020. [Online]. Available: <https://doi.org/10.1109/TIFS.2020.3044773>
- [58] Y. Li, S. Wang, and T. N. Nguyen, "Vulnerability detection with fine-grained interpretations," in *Proceedings of the 29th ACM Joint Meeting on European Software Engineering Conference and Symposium on the Foundations of Software Engineering*, 2021, pp. 292–303. [Online]. Available: <https://doi.org/10.1145/3468264.3468597>
- [59] S. Kim, S. Woo, H. Lee, and H. Oh, "VUDDY: A scalable approach for vulnerable code clone discovery," in *Symposium on Security and Privacy*, 2017, pp. 595–614. [Online]. Available: <https://doi.org/10.1109/SP.2017.62>
- [60] C. Zhang, H. Liu, J. Zeng, K. Yang, Y. Li, and H. Li, "Prompt-enhanced software vulnerability detection using ChatGPT," in *IEEE/ACM International Conference on Software Engineering: Companion Proceedings*, 2024, pp. 276–277. [Online]. Available: <https://doi.org/10.1145/3639478.3643065>
- [61] S. Cao, X. Sun, L. Bo, Y. Wei, and B. Li, "BGNN4VD: Constructing bidirectional graph neural-network for vulnerability detection," *Information and Software Technology*, vol. 136, p. 106576, 2021. [Online]. Available: <https://doi.org/10.1016/j.infsof.2021.106576>
- [62] S. Cao, X. Sun, L. Bo, R. Wu, B. Li, and C. Tao, "MVD: memory-related vulnerability detection based on flow-sensitive graph neural networks," in *International Conference on Software Engineering*, 2022, pp. 1456–1468.
- [63] Y. Wu, D. Zou, S. Dou, W. Yang, D. Xu, and H. Jin, "VulCNN: An image-inspired scalable vulnerability detection system," in *International Conference on Software Engineering*, 2022, pp. 2365–2376. [Online]. Available: <https://doi.org/10.1145/3510003.3510229>
- [64] V.-A. Nguyen, D. Q. Nguyen, V. Nguyen, T. Le, Q. H. Tran, and D. Phung, "ReGVD: Revisiting graph neural networks for vulnerability detection," in *ACM/IEEE International Conference on Software Engineering: Companion Proceedings*, 2022, pp. 178–182.
- [65] J. A. Harer, L. Y. Kim, R. L. Russell, O. Ozdemir, L. R. Kosta, A. Rangamani, L. H. Hamilton, G. I. Centeno, J. R. Key, P. M. Ellingwood *et al.*, "Automated software vulnerability detection with machine learning," *arXiv preprint arXiv:1803.04497*, 2018. [Online]. Available: <https://doi.org/10.48550/arXiv.1803.04497>
- [66] X. Cheng, G. Zhang, H. Wang, and Y. Sui, "Path-sensitive code embedding via contrastive learning for software vulnerability detection," in *ACM International Symposium on Software Testing and Analysis*, 2022, pp. 519–531. [Online]. Available: <https://doi.org/10.1145/3533767.3534371>

- [67] G. Lin, J. Zhang, W. Luo, L. Pan, O. De Vel, P. Montague, and Y. Xiang, "Software vulnerability discovery via learning multi-domain knowledge bases," *IEEE Trans. on Dependable and Secure Computing*, vol. 18, no. 5, pp. 2469–2485, 2019. [Online]. Available: <https://doi.org/10.1109/TDSC.2019.2954088>
- [68] S. Liu, G. Lin, L. Qu, J. Zhang, O. De Vel, P. Montague, and Y. Xiang, "CD-VulD: Cross-domain vulnerability discovery based on deep domain adaptation," *IEEE Trans. on Dependable and Secure Computing*, vol. 19, no. 1, pp. 438–451, 2020. [Online]. Available: <https://doi.org/10.1109/TDSC.2020.2984505>
- [69] X. Du, B. Chen, Y. Li, J. Guo, Y. Zhou, Y. Liu, and Y. Jiang, "Leopard: Identifying vulnerable code for vulnerability assessment through program metrics," in *IEEE/ACM International Conference on Soft. Eng.*, 2019, pp. 60–71.
- [70] S. Liu, G. Lin, Q.-L. Han, S. Wen, J. Zhang, and Y. Xiang, "Deep-balance: Deep-learning and fuzzy oversampling for vulnerability detection," *IEEE Trans. on Fuzzy Systems*, vol. 28, no. 7, pp. 1329–1343, 2019.
- [71] G. Lin, J. Zhang, W. Luo, L. Pan, and Y. Xiang, "POSTER: Vulnerability discovery with function representation learning from unlabeled projects," in *ACM Conference on Computer and Communications Security*, 2017, pp. 2539–2541.
- [72] Y. Xiao, B. Chen, C. Yu, Z. Xu, Z. Yuan, F. Li, B. Liu, Y. Liu, W. Huo, W. Zou, and W. Shi, "MVP: Detecting vulnerabilities using Patch-Enhanced vulnerability signatures," in *29th USENIX Security Symposium*. USENIX Association, Aug. 2020, pp. 1165–1182. [Online]. Available: <https://www.usenix.org/conference/usenixsecurity20/presentation/xiao>
- [73] G. Lu, X. Ju, X. Chen, W. Pei, and Z. Cai, "GRACE: Empowering LLM-based software vulnerability detection with graph structure and in-context learning," *Journal of Systems and Software*, vol. 212, p. 112031, 2024. [Online]. Available: <https://doi.org/10.1016/j.jss.2024.112031>
- [74] F. Yamaguchi, C. Wressnegger, H. Gascon, and K. Rieck, "Chucky: Exposing missing checks in source code for vulnerability discovery," in *ACM Conference on Computer and Communications Security*, 2013, pp. 499–510.
- [75] W. Tang, M. Tang, M. Ban, Z. Zhao, and M. Feng, "CSGVD: A deep learning approach combining sequence and graph embedding for source code vulnerability detection," *Journal of Systems and Software*, vol. 199, p. 111623, 2023.
- [76] F. Wu, J. Wang, J. Liu, and W. Wang, "Vulnerability detection with deep learning," in *IEEE International Conference on Computer and Communications*, 2017, pp. 1298–1302.
- [77] X.-C. Wen, Y. Chen, C. Gao, H. Zhang, J. M. Zhang, and Q. Liao, "Vulnerability detection with graph simplification and enhanced graph representation learning," in *IEEE/ACM 45th International Conference on Soft. Eng.*, 2023, pp. 2275–2286. [Online]. Available: <https://doi.org/10.1109/ICSE48619.2023.00191>
- [78] B. Steenhoek, H. Gao, and W. Le, "Dataflow analysis-inspired deep learning for efficient vulnerability detection," in *Proceedings of the 46th IEEE/ACM International Conference on Soft. Eng.*, 2024, pp. 1–13.
- [79] N. Ziems and S. Wu, "Security vulnerability detection using deep learning natural language processing," in *IEEE Conference on Computer Communications Workshops*, 2021, pp. 1–6.
- [80] B. Chernis and R. Verma, "Machine learning methods for software vulnerability detection," in *Proceedings of the fourth ACM international workshop on security and privacy analytics*, 2018, pp. 31–39.
- [81] Z. Tian, B. Tian, J. Lv, Y. Chen, and L. Chen, "Enhancing vulnerability detection via AST decomposition and neural sub-tree encoding," *Expert Systems with Applications*, vol. 238, p. 121865, 2024.
- [82] J. Zhang, Z. Liu, X. Hu, X. Xia, and S. Li, "Vulnerability detection by learning from syntax-based execution paths of code," *IEEE Trans. on Soft. Eng.*, vol. 49, no. 8, pp. 4196–4212, 2023.
- [83] H. Sun, L. Cui, L. Li, Z. Ding, Z. Hao, J. Cui, and P. Liu, "VDSimilar: Vulnerability detection based on code similarity of vulnerabilities and patches," *Computers & Security*, vol. 110, p. 102417, 2021.
- [84] M. Zagane, M. K. Abdi, and M. Alenezi, "Deep learning for software vulnerabilities detection using code metrics," *IEEE Access*, vol. 8, pp. 74 562–74 570, 2020.
- [85] X. Cheng, H. Wang, J. Hua, M. Zhang, G. Xu, L. Yi, and Y. Sui, "Static detection of control-flow-related vulnerabilities using graph embedding," in *IEEE International Conference on Engineering of Complex Computer Systems*, 2019, pp. 41–50. [Online]. Available: <https://doi.org/10.1109/ICECCS.2019.00012>
- [86] W. Wang, T. N. Nguyen, S. Wang, Y. Li, J. Zhang, and A. Yadavally, "DeepVD: Toward class-separation features for neural network vulnerability detection," in *IEEE/ACM 45th International Conference on Soft. Eng.*, 2023, pp. 2249–2261.
- [87] M. S. Akter, H. Shahriar, and Z. A. Bhuiya, "Automated vulnerability detection in source code using quantum natural language processing," in *International Conference on Ubiquitous Security*. Springer, 2022, pp. 83–102.
- [88] X.-C. Wen, C. Gao, J. Ye, Y. Li, Z. Tian, Y. Jia, and X. Wang, "Meta-path based attentional graph learning model for vulnerability detection," *IEEE Trans. on Soft. Eng.*, 2023.
- [89] Y. Wu, J. Lu, Y. Zhang, and S. Jin, "Vulnerability detection in C/C++ source code with graph representation learning," in *IEEE Annual Computing and Communication Workshop and Conference*, 2021, pp. 1519–1524.
- [90] X.-C. Wen, X. Wang, C. Gao, S. Wang, Y. Liu, and Z. Gu, "When less is enough: Positive and unlabeled learning model for vulnerability detection," in *IEEE/ACM International Conference on Automated Soft. Eng.*, 2023, pp. 345–357.
- [91] A. Fidalgo, I. Medeiros, P. Antunes, and N. Neves, "Towards a deep learning model for vulnerability detection on web application variants," in *IEEE International Conference on Software Testing, Verification and Validation Workshops*, 2020, pp. 465–476.
- [92] X. Li, Y. Xin, H. Zhu, Y. Yang, and Y. Chen, "Cross-domain vulnerability detection using graph embedding and domain adaptation," *Computers & Security*, vol. 125, p. 103017, 2023. [Online]. Available: <https://doi.org/10.1016/j.cose.2022.103017>
- [93] C. Zhang, B. Liu, Y. Xin, and L. Yao, "Cpvd: Cross project vulnerability detection based on graph attention network and domain adaptation," *IEEE Trans. on Soft. Eng.*, vol. 49, no. 8, pp. 4152–4168, 2023.
- [94] Y. Zhuang, S. Suneja, V. Thost, G. Domeniconi, A. Morari, and J. Laredo, "Software vulnerability detection via deep learning over disaggregated code graph representation," *arXiv preprint arXiv:2109.03341*, 2021.
- [95] S. Cao, X. Sun, X. Wu, D. Lo, L. Bo, B. Li, and W. Liu, "Coca: Improving and explaining graph neural network-based vulnerability detection systems," in *Proceedings of the IEEE/ACM 46th International Conference on Soft. Eng.*, 2024, pp. 1–13.
- [96] M. Tang, W. Tang, Q. Gui, J. Hu, and M. Zhao, "A vulnerability detection algorithm based on residual graph attention networks for source code imbalance (RGAN)," *Expert Systems with Applications*, vol. 238, p. 122216, 2024.
- [97] K. Singh, S. S. Grover, and R. K. Kumar, "Cyber security vulnerability detection using natural language processing," in *IEEE World AI IoT Congress*, 2022, pp. 174–178.
- [98] Q. Zhao, C. Huang, and L. Dai, "VULDEFF: Vulnerability detection method based on function fingerprints and code differences," *Knowledge-Based Systems*, vol. 260, p. 110139, 2023. [Online]. Available: <https://doi.org/10.1016/j.knsys.2022.110139>
- [99] J. Hu, J. Chen, L. Zhang, Y. Liu, Q. Bao, H. Ackah-Arthur, and C. Zhang, "A memory-related vulnerability detection approach based on vulnerability features," *Tsinghua Science and Technology*, vol. 25, no. 5, pp. 604–613, 2020.

- [100] R. Li, C. Feng, X. Zhang, and C. Tang, "A lightweight assisted vulnerability discovery method using deep neural networks," *IEEE Access*, vol. 7, pp. 80 079–80 092, 2019.
- [101] L. Wartschinski, Y. Noller, T. Vogel, T. Kehrer, and L. Grunske, "VUDENC: Vulnerability detection with deep learning on a natural codebase for Python," *Information and Software Technology*, vol. 144, p. 106809, 2022. [Online]. Available: <https://doi.org/10.1016/j.infsof.2021.106809>
- [102] A. Chan, A. Kharkar, R. Z. Moghaddam, Y. Mohylevskyy, A. Helyar, E. Kamal, M. Elkamhawy, and N. Sundaresan, "Transformer-based vulnerability detection in code at EditTime: Zero-shot, few-shot, or fine-tuning?" *arXiv preprint arXiv:2306.01754*, 2023.
- [103] Z. Liu, Y. Fang, C. Huang, and Y. Xu, "MFXSS: An effective XSS vulnerability detection method in JavaScript based on multi-feature model," *Computers & Security*, vol. 124, p. 103015, 2023.
- [104] Z. Li, D. Zou, S. Xu, Z. Chen, Y. Zhu, and H. Jin, "VulDeeLocator: A deep learning-based fine-grained vulnerability detector," *IEEE Trans. on Dependable and Secure Computing*, vol. 19, no. 4, pp. 2821–2837, 2021. [Online]. Available: <https://doi.org/10.1109/TDSC.2021.3076142>
- [105] D. Hin, A. Kan, H. Chen, and M. A. Babar, "LineVD: Statement-level vulnerability detection using graph neural networks," in *Proceedings of the 19th international conference on mining software repositories*, 2022, pp. 596–607. [Online]. Available: <https://doi.org/10.1145/3524842.3527949>
- [106] Y. Dong, Y. Tang, X. Cheng, Y. Yang, and S. Wang, "SedSVD: Statement-level software vulnerability detection based on relational graph convolutional network with subgraph embedding," *Information and Software Technology*, vol. 158, p. 107168, 2023. [Online]. Available: <https://doi.org/10.1016/j.infsof.2023.107168>
- [107] L. Sampaio and A. Garcia, "Exploring context-sensitive data flow analysis for early vulnerability detection," *Journal of Systems and Software*, vol. 113, pp. 337–361, 2016.
- [108] Z. Li, D. Zou, S. Xu, H. Jin, H. Qi, and J. Hu, "VulPecker: An automated vulnerability detection system based on code similarity analysis," in *Proceedings of the 32nd Annual Conference on Computer Security Applications*, 2016, pp. 201–213. [Online]. Available: <https://doi.org/10.1145/2991079.2991102>
- [109] M. Backes, K. Rieck, M. Skoruppa, B. Stock, and F. Yamaguchi, "Efficient and flexible discovery of php application vulnerabilities," in *IEEE European Symposium on Security and Privacy*, 2017, pp. 334–349.
- [110] D. Zou, S. Wang, S. Xu, Z. Li, and H. Jin, "μVulDeePecker: A deep learning-based system for multiclass vulnerability detection," *IEEE Trans. on Dependable and Secure Computing*, p. 1–1, 2019. [Online]. Available: <http://dx.doi.org/10.1109/TDSC.2019.2942930>
- [111] S. Rahaman, Y. Xiao, S. Afrose, F. Shaon, K. Tian, M. Frantz, M. Kantarcioglu, and D. Yao, "Cryptoguard: High precision detection of cryptographic vulnerabilities in massive-sized Java projects," in *ACM Conference on Computer and Communications Security*, 2019, pp. 2455–2472.
- [112] N. Saccante, J. Dehlinger, L. Deng, S. Chakraborty, and Y. Xiong, "Project Achilles: A prototype tool for static method-level vulnerability detection of Java source code using a recurrent neural network," in *IEEE/ACM International Conference on Automated Soft. Eng. Workshop*, 2019, pp. 114–121.
- [113] C. Mamede, E. Pinconschi, and R. Abreu, "A transformer-based IDE plugin for vulnerability detection," in *Proceedings of the IEEE/ACM International Conference on Automated Soft. Eng.*, 2022, pp. 1–4.
- [114] MITRE, "CWE Research Concepts," (Accessed 2024-09-17). [Online]. Available: <https://cwe.mitre.org/data/definitions/1000.html>
- [115] —, "CWE - 2023 CWE Top 25 Most Dangerous Software Weaknesses," 2024. [Online]. Available: https://cwe.mitre.org/top25/archive/2023/2023_top25_list.html
- [116] IEEE, "Top Programming Languages 2024 - IEEE Spectrum," 2024. [Online]. Available: <https://spectrum.ieee.org/top-programming-languages-2024>
- [117] A. Bessey, K. Block, B. Chelf, A. Chou, B. Fulton, S. Hallem, C. Henri-Gros, A. Kamsky, S. McPeak, and D. Engler, "A few billion lines of code later: using static analysis to find bugs in the real world," *Communications of the ACM*, vol. 53, no. 2, pp. 66–75, 2010.
- [118] T. N. Kipf and M. Welling, "Semi-supervised classification with graph convolutional networks," *arXiv preprint arXiv:1609.02907*, 2016.
- [119] Y. Li, D. Tarlow, M. Brockschmidt, and R. Zemel, "Gated graph sequence neural networks," 2017.
- [120] M. Schlichtkrull, T. N. Kipf, P. Bloem, R. Van Den Berg, I. Titov, and M. Welling, "Modeling relational data with graph convolutional networks," in *The Semantic Web, ESWC*, vol. 15. Springer, 2018, pp. 593–607.
- [121] P. Veličković, G. Cucurull, A. Casanova, A. Romero, P. Lio, and Y. Bengio, "Graph attention networks," *arXiv preprint arXiv:1710.10903*, 2017.
- [122] Z. Ying, D. Bourgeois, J. You, M. Zitnik, and J. Leskovec, "GN-NEExplainer: Generating explanations for graph neural networks," *Advances in Neural Information Processing Systems*, vol. 32, 2019.
- [123] D. Luo, W. Cheng, D. Xu, W. Yu, B. Zong, H. Chen, and X. Zhang, "Parameterized explainer for graph neural network," *Advances in neural information processing systems*, vol. 33, pp. 19 620–19 631, 2020.
- [124] Checkmarx, "Checkmarx Appsec Solution," (Accessed 2024-09-23). [Online]. Available: <https://checkmarx.com/>
- [125] C. Mao, Z. Zhong, J. Yang, C. Vondrick, and B. Ray, "Metric learning for adversarial robustness," 2019.
- [126] M. Shi, Y. Tang, X. Zhu, Y. Zhuang, M. Lin, and J. Liu, "Feature-attention graph convolutional networks for noise resilient learning," *IEEE Trans. on Cybernetics*, vol. 52, no. 8, pp. 7719–7731, 2022.
- [127] Y. Zhou, S. Liu, J. Siow, X. Du, and Y. Liu, "Devign." [Online]. Available: <https://sites.google.com/view/devign>
- [128] S. Chakraborty, R. Krishna, Y. Ding, and B. Ray, "ReVeal." [Online]. Available: <https://drive.google.com/drive/folders/1KuIYgFcvWUXheDhT-cBALsfy114utOy>
- [129] J. Fan, Y. Li, S. Wang, and T. N. Nguyen, "A C/C++ code vulnerability dataset with code changes and CVE summaries," in *Proceedings of the 17th International Conference on Mining Software Repositories*, 2020, pp. 508–512. [Online]. Available: https://github.com/ZeoVan/MSR_20_Code_Vulnerability_CSV_Dataset
- [130] Z. Li, D. Zou, S. Xu, H. Jin, Y. Zhu, and Z. Chen, "SySeVR." [Online]. Available: <https://github.com/SySeVR/SySeVR/tree/master/Program%20data>
- [131] L. Kim and R. Russell, "Draper VDISC dataset - vulnerability detection in source code." [Online]. Available: <https://osf.io/d45bw/>
- [132] D. Zou, S. Wang, S. Xu, Z. Li, and H. Jin, "Multiclass vulnerability dataset." [Online]. Available: <https://github.com/muVulDeePecker/muVulDeePecker>
- [133] Y. Zheng, S. Pujar, B. Lewis, L. Buratti, E. Epstein, B. Yang, J. Laredo, A. Morari, and Z. Su, "D2A: A dataset built for AI-based vulnerability detection methods using differential analysis," in *IEEE/ACM International Conference on Soft. Eng.: Soft. Eng. in Practice*, 2021, pp. 111–120. [Online]. Available: <https://developer.ibm.com/exchanges/data/all/d2a/>
- [134] S. Lu, D. Guo, S. Ren, J. Huang, A. Svyatkovskiy, A. Blanco, C. Clement, D. Drain, D. Jiang, D. Tang *et al.*, "CodeXGLue: A machine learning benchmark dataset for code understanding and generation," in *Proceedings of the Neural Information Processing Systems Track on Datasets and Benchmarks*, 2021. [Online]. Available: <https://github.com/microsoft/CodeXGLUE>

- [135] Z. Li, D. Zou, S. Xu, X. Ou, H. Jin, S. Wang, Z. Deng, and Y. Zhong, "Database for VulDeePecker." [Online]. Available: <https://github.com/CGCL-codes/VulDeePecker>
- [136] D. M. Powers, "Evaluation: from precision, recall and F-measure to ROC, informedness, markedness and correlation," *arXiv preprint arXiv:2010.16061*, 2020.
- [137] NIST Information Technology Laboratory, "NVD: National Vulnerability Dataset." [Online]. Available: <https://nvd.nist.gov/>
- [138] —, "Software Assurance Reference Dataset." [Online]. Available: <https://samate.nist.gov/SARD>
- [139] Y. Ding, Y. Fu, O. Ibrahim, C. Sitawarin, X. Chen, B. Alomair, D. Wagner, B. Ray, and Y. Chen, "Vulnerability detection with code language models: How far are we?" *arXiv preprint arXiv:2403.18624*, 2024.
- [140] C. Ni, L. Shen, X. Yang, Y. Zhu, and S. Wang, "MegaVul: A C/C++ vulnerability dataset with comprehensive code representations," in *Proc. of IEEE/ACM Intl. Conf. on Mining Software Repositories (MSR)*. IEEE, 2024, pp. 738–742. [Online]. Available: <https://github.com/Icyrockton/MegaVul>
- [141] Z. Gao, H. Wang, Y. Zhou, W. Zhu, and C. Zhang, "How far have we gone in vulnerability detection using large language models," *arXiv preprint arXiv:2311.12420*, 2023.
- [142] Y. Chen, Z. Ding, L. Alowain, X. Chen, and D. Wagner, "DiverseVul: A new vulnerable source code dataset for deep learning based vulnerability detection," in *Proc. of Intl. Symposium on Research in Attacks, Intrusions and Defenses*, 2023, pp. 654–668. [Online]. Available: <https://github.com/wagner-group/diversevul>
- [143] A. Farahani, S. Voghoei, K. Rasheed, and H. R. Arabnia, "A brief review of domain adaptation," *Advances in data science and information engineering: proceedings from ICDATA 2020 and IKE 2020*, pp. 877–894, 2021.
- [144] D. Guo, S. Lu, N. Duan, Y. Wang, M. Zhou, and J. Yin, "UniX-coder: Unified cross-modal pre-training for code representation," in *Proceedings of the 60th Annual Meeting of the Association for Computational Linguistics (Volume 1: Long Papers)*, May 2022, pp. 7212–7225.
- [145] G. Tang, L. Meng, H. Wang, S. Ren, Q. Wang, L. Yang, and W. Cao, "A comparative study of neural network techniques for automatic software vulnerability detection," in *IEEE International symposium on theoretical aspects of Soft. Eng.*, 2020, pp. 1–8.
- [146] W. Zheng, J. Gao, X. Wu, F. Liu, Y. Xun, G. Liu, and X. Chen, "The impact factors on the performance of machine learning-based vulnerability detection: A comparative study," *Journal of Systems and Software*, vol. 168, p. 110659, 2020.
- [147] A. Kaur and R. Nayyar, "A comparative study of static code analysis tools for vulnerability detection in C/C++ and Java source code," *Procedia Computer Science*, vol. 171, pp. 2023–2029, 2020.
- [148] S. Lipp, S. Banescu, and A. Pretschner, "An empirical study on the effectiveness of static C code analyzers for vulnerability detection," in *Proceedings of the 31st ACM SIGSOFT international symposium on software testing and analysis*, 2022, pp. 544–555.
- [149] Z. Li, D. Zou, J. Tang, Z. Zhang, M. Sun, and H. Jin, "A comparative study of deep learning-based vulnerability detection system," *IEEE Access*, vol. 7, pp. 103 184–103 197, 2019.
- [150] C. Thapa, S. I. Jang, M. E. Ahmed, S. Camtepe, J. Pieprzyk, and S. Nepal, "Transformer-based language models for software vulnerability detection," in *Proceedings of the 38th Annual Computer Security Applications Conference*, 2022, pp. 481–496.
- [151] M. Fu, C. K. Tantithamthavorn, V. Nguyen, and T. Le, "ChatGPT for vulnerability detection, classification, and repair: How far are we?" in *IEEE Asia-Pacific Soft. Eng. Conference*, 2023, pp. 632–636.
- [152] X.-C. Wen, X. Wang, Y. Chen, R. Hu, D. Lo, and C. Gao, "Vuleval: Towards repository-level evaluation of software vulnerability detection," *arXiv preprint arXiv:2404.15596*, 2024.
- [153] K. Tamberg and H. Bahsi, "Harnessing large language models for software vulnerability detection: A comprehensive benchmarking study," *arXiv preprint arXiv:2405.15614*, 2024.
- [154] A. Khare, S. Dutta, Z. Li, A. Solko-Breslin, R. Alur, and M. Naik, "Understanding the effectiveness of large language models in detecting security vulnerabilities," *arXiv preprint arXiv:2311.16169*, 2023.
- [155] A. Cheshkov, P. Zadorozhny, and R. Levichev, "Evaluation of chatgpt model for vulnerability detection," *arXiv preprint arXiv:2304.07232*, 2023.
- [156] B. Steenhoek, M. M. Rahman, R. Jiles, and W. Le, "An empirical study of deep learning models for vulnerability detection," in *IEEE/ACM International Conference on Soft. Eng.*, 2023, pp. 2237–2248.
- [157] T. Ganz, M. Härterich, A. Warnecke, and K. Rieck, "Explaining graph neural networks for vulnerability discovery," in *Proceedings of the 14th ACM Workshop on Artificial Intelligence and Security*, 2021, pp. 145–156.
- [158] Y. Hu, S. Wang, W. Li, J. Peng, Y. Wu, D. Zou, and H. Jin, "Interpreters for gnn-based vulnerability detection: Are we there yet?" in *Proceedings of the 32nd ACM SIGSOFT International Symposium on Software Testing and Analysis*, 2023, pp. 1407–1419.
- [159] I. Tenney, J. Wexler, J. Bastings, T. Bolukbasi, A. Coenen, S. Gehrmann, E. Jiang, M. Pushkarna, C. Radebaugh, E. Reif *et al.*, "The language interpretability tool: Extensible, interactive visualizations and analysis for nlp models," *arXiv preprint arXiv:2008.05122*, 2020.
- [160] N. V. Chawla, K. W. Bowyer, L. O. Hall, and W. P. Kegelmeyer, "Smote: Synthetic minority over-sampling technique," *Journal of artificial intelligence research*, vol. 16, pp. 321–357, 2002.
- [161] P. Chakraborty, K. K. Arumugam, M. Alfadel, M. Nagappan, and S. McIntosh, "Revisiting the performance of deep learning-based vulnerability detection on realistic datasets," *IEEE Trans. on Soft. Eng.*, 2024.
- [162] D. Arp, E. Quiring, F. Pendlebury, A. Warnecke, F. Pierazzi, C. Wressnegger, L. Cavallaro, and K. Rieck, "Dos and don'ts of machine learning in computer security," in *USENIX Security Symposium*, 2022, pp. 3971–3988.
- [163] F. Pendlebury, F. Pierazzi, R. Jordaney, J. Kinder, and L. Cavallaro, "TESSERACT: Eliminating experimental bias in malware classification across space and time," in *28th USENIX Security Symposium*, 2019, pp. 729–746.
- [164] Z. Kan, S. McFadden, D. Arp, F. Pendlebury, R. Jordaney, J. Kinder, F. Pierazzi, and L. Cavallaro, "Tesseract: Eliminating experimental bias in malware classification across space and time (extended version)," *arXiv preprint arXiv:2402.01359*, 2024.
- [165] X. Zhou, S. Cao, X. Sun, and D. Lo, "Large Language Model for Vulnerability Detection and Repair: Literature Review and the Road Ahead," Apr. 2024, arXiv:2404.02525 [cs] version: 2. [Online]. Available: <http://arxiv.org/abs/2404.02525>
- [166] A. Z. Yang, C. Le Goues, R. Martins, and V. Hellendoorn, "Large language models for test-free fault localization," in *Proceedings of the 46th IEEE/ACM International Conference on Software Engineering*, 2024, pp. 1–12.
- [167] Y. Bi, J. Huang, P. Liu, and L. Wang, "Benchmarking Software Vulnerability Detection Techniques: A Survey," Mar. 2023, arXiv:2303.16362 [cs]. [Online]. Available: <http://arxiv.org/abs/2303.16362>
- [168] N. Risse and M. Böhme, "Top score on the wrong exam: On benchmarking in machine learning for vulnerability detection," *arXiv preprint arXiv:2408.12986*, 2024.
- [169] G. Lin, S. Wen, Q.-L. Han, J. Zhang, and Y. Xiang, "Software vulnerability detection using deep neural networks: a survey," *Proceedings of the IEEE*, vol. 108, no. 10, pp. 1825–1848, 2020.

- [170] J. Senanayake, H. Kalutarage, M. O. Al-Kadri, A. Petrovski, and L. Piras, "Android source code vulnerability detection: a systematic literature review," *ACM Computing Surveys*, vol. 55, no. 9, pp. 1–37, 2023.
- [171] T. Ji, Y. Wu, C. Wang, X. Zhang, and Z. Wang, "The coming era of alphahacking?: A survey of automatic software vulnerability detection, exploitation and patching techniques," in *IEEE International Conference on Data Science in Cyberspace*, 2018, pp. 53–60.
- [172] T. N. Brooks, "Survey of automated vulnerability detection and exploit generation techniques in cyber reasoning systems," in *Intelligent Computing: Proceedings of the 2018 Computing Conference, Volume 2*. Springer, 2019, pp. 1083–1102.
- [173] Z. Shen and S. Chen, "A survey of automatic software vulnerability detection, program repair, and defect prediction techniques," *Security and Communication Networks*, vol. 2020, no. 1, p. 8858010, 2020.
- [174] W. E. Wong, R. Gao, Y. Li, R. Abreu, and F. Wotawa, "A Survey on Software Fault Localization," *IEEE Trans. on Soft. Eng.*, vol. 42, no. 8, pp. 707–740, Aug. 2016. [Online]. Available: <https://ieeexplore.ieee.org/document/7390282>
- [175] N. S. Harzevili, A. B. Belle, J. Wang, S. Wang, Z. Ming, Jiang, and N. Nagappan, "A Survey on Automated Software Vulnerability Detection Using Machine Learning and Deep Learning," Jun. 2023, arXiv:2306.11673 [cs]. [Online]. Available: <http://arxiv.org/abs/2306.11673>