



Cultural Palette: Pluralising Culture Alignment via Multi-agent Palette

Jiahao Yuan¹, Zixiang Di¹, Shangzixin Zhao², Usman Naseem³

¹East China Normal University

²University of Shanghai for Science and Technology

³Macquarie University

51275900024@stu.ecnu.edu.cn, 51265901113@stu.ecnu.edu.cn,

2135061508@st.usst.edu.cn, usman.naseem@mq.edu.au

Abstract

Large language models (LLMs) face challenges in aligning with diverse cultural values despite their remarkable performance in generation, which stems from inherent monocultural biases and difficulties in capturing nuanced cultural semantics. Existing methods lack adaptability to unknown culture after finetuning. Inspired by cultural geography across five continents, we propose *Cultural Palette*, a multi-agent framework for cultural alignment. We first introduce the *Pentachromatic Cultural Palette Dataset* synthesized using LLMs to capture diverse cultural values from social dialogues across five continents. Building on this, *Cultural Palette* integrates five continent-level alignment agents with a meta-agent using our superior *Cultural MoErges* alignment technique by dynamically activating relevant cultural expertise based on user prompts to adapting new culture, which outperforms other joint and merging alignment strategies in overall cultural value alignment. Each continent agent generates a cultural draft, which is then refined and self-regulated by the meta-agent to produce the final culturally aligned response. Experiments across various countries demonstrate that *Cultural Palette* surpasses existing baselines in cultural alignment.

1 Introduction

Large Language Models (LLMs), such as GPT-4 (Achiam et al., 2023), have shown remarkable performance in aligning with human values for real-world applications by incorporating diverse perspectives (Han et al., 2024; Sorensen et al., 2024a) and preferences (Ouyang et al., 2022; Chen et al., 2024) through specific fine-tuning and alignment techniques (Hu et al.; Ouyang et al., 2022). However, alignment with human values is predominantly influenced by pluralistic, multicultural factors including traditions, societal norms and more (Li et al., 2024b; Feng et al., 2024), especially in our multicultural society, necessitating LLMs

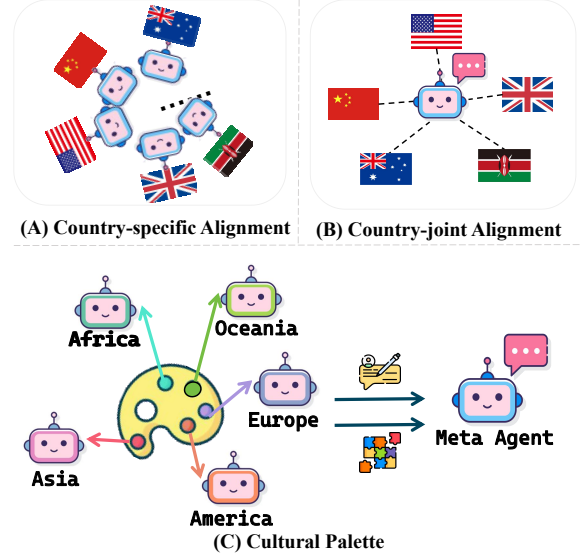


Figure 1: Comparison between (A) country-specific alignment (Li et al., 2024a,b; Shi et al., 2024; Feng et al., 2024), (B) country-joint alignment (Li et al., 2024c,a) and (C) Cultural Palette.

to perceive cross-cultural differences and reflect pluralistic feedback (Sorensen et al., 2024b; Feng et al., 2024) to avoid mono-cultural bias (Shi et al., 2024) risked by mere RLHF (Ouyang et al., 2022; Ryan et al., 2024). Early studies primarily involves collecting cultural data corpora for fine-tuning to enhance cultural-awareness in LLMs (Chan et al., 2023; Lin et al., 2024; Kirk et al., 2024), while extremely time-consuming.

Recent research has explored two primary approaches to integrating cultural elements into LLMs: (i) **multi-culture data composition for alignment**, which simulates social surveys to synthesize culture-specific corpora (Achiam et al., 2023; Li et al., 2024b; Shi et al., 2024), cultural value preference choices (Li et al., 2024a; Xu et al., 2024) seeded from the World Values Survey (WVS) (Haerpfer et al., 2022) or PRISM dataset (Kirk et al., 2024) collecting preferences for LLMs

responses across cultural regions for fine-tuning and alignment training, which is limited by underrepresented cultures and may lead to overfitting and value leakage from the WVS benchmark (Zhou et al., 2023). (ii) **multi-culture community mechanisms**, which leverage pluralistic feedback among multi-agent across three modes of pluralism (Sorensen et al., 2024b; Feng et al., 2024; Lake et al.): *Overton*, which summarizes overall cultural responses; *Steerable*, which steers toward specific cultural responses through prompts; and *Distributional*, which selects the most suitable comments based on probabilistic distributions from LLMs, while such pluralisms are also challenges in reflecting unknown cultures (Feng et al., 2024). In summary, pluralistic cultural alignment for LLMs encounters three major limitations: (1) Existing alignment techniques like RLHF (Ouyang et al., 2022; Hong et al., 2024) often neglect intersectional identities and marginalized viewpoints between countries instead of among community, limiting the models’ ability to provide culturally inclusive outputs. (2) Existing datasets for pluralistic cultural alignment mainly synthesize multiple-choice questions for cultural preference seeded from WVS benchmark for fine-tuning, lacking cultural dialogues needed for nuanced understanding. (3) Cultural norms evolve over time, but current methods lack effective paradigms to adapt to such fluidity. Requiring fine-tuning on country-specific corpora (Li et al., 2024a; Xu et al., 2024) to construct cultural community (Sorensen et al., 2024b; Feng et al., 2024) leads to inflexibility and limited practicality (Feng et al., 2024; Xu et al., 2024).

To address above limitations, we propose *Cultural Palette*, a framework integrating the core cultural "colors" of the five continents, collectively forming a palette that symbolizes global cultural diversity via multi-agent coordination grounded on cultural geography findings that culture differences among global countries are profoundly shaped by geographical influences within cultural evolution and spread across five continents (Haidle et al., 2010; Crang, 2013). As depicted in Figure 1, *Cultural Palette* first generate cultural dialogues based on the *PRISM* dataset (Kirk et al., 2024) for purifying responses representing the cultural characteristics of five continents (§3) under Hofstede cultural dimensions for perceiving culture differences (Hofstede, 2009), conceptualized as primary colors for cultural alignment (§4.1) and then coloring five continent cultures to form a multi-agent cultural

community (§4.2).

Our key contributions are as follows:

- To the best of our knowledge, we are the first to introduce a Cultural Palette **inspired by cultural geography**, offering superior alignment compared to country-joint and other merging alignment techniques.
- We propose the Cultural Palette Framework, which enhances LLMs’ cultural sensitivity by **integrating five continent-level agents with a meta-agent**. This framework dynamically generates and refines culturally aligned responses, significantly surpassing existing alignment techniques.
- We present the **Pentachromatic Cultural Palette Dataset**, a diverse collection of cultural dialogues synthesized using LLMs, providing a robust foundation for training culturally aware models that adapt to different cultural contexts. Our data is available ¹

2 Related Work

2.1 Pluralistic Cultural Alignment

Existing alignment techniques, such as DPO (Rafailov et al., 2024) and ORPO (Hong et al., 2024) guide LLMs to learn from preferred-signal data but do not account for cultural factors. To enhance pluralistic culture alignment in LLMs, existing researches focus on aligning with specific countries or values (Huang et al., 2024; Xu et al., 2024) via finetuning (Li et al., 2024a,b; Huang et al., 2024; Xu et al., 2024) and alignment (Kirk et al., 2024; Choenni and Shutova, 2024; Li et al.), yet remains constrained by reliance on inherent cultural values (Feng et al., 2024; Vamplew et al.). To alleviate the above dependencies, recent research leverages LLMs’ zero-shot capabilities (Kojima et al., 2022; Li et al., 2024b) for cultural alignment through multi-agent collaboration, introducing a cultural-aligned judger LLM to summarize community comments via *Overton*, *steerable*, and *distributional* modes (Sorensen et al., 2024b; Feng et al., 2024); however, challenges persist in generalizing to unseen cultural data, while challenges persist in interacting with unseen culture.

To further address the complexities of cultural diversity, we propose a novel approach inspired

¹<https://github.com/Jiahao-Yuan/CulturalPalette>

by cultural evolution across five continents (Haidle et al., 2010; Crang, 2013). By conceptualizing these continental cultures as fundamental colors on a palette, we introduce a multi-agent framework integrated with a cultural-MoErges (Goddard et al., 2024) mechanism integrating semantic relationships at both continent and country levels to dynamically blend colors adapting to judging diverse cultural alignment and ensuring nuanced and context-aware response through multi-agent collaboration.

2.2 Data Synthesis for Cultural Datasets

Aligning LLMs for cultural pluralism—whether through fine-tuning (Achiam et al., 2023; Li et al., 2024a,b; Shi et al., 2024), alignment (Kirk et al., 2024; Choenni and Shutova, 2024; Li et al.), or agent-based approaches (Sorensen et al., 2024b; Feng et al., 2024)—requires extensive, culture-specific datasets. Given recent advancements in LLMs, synthetic data generated by LLMs can mimic the patterns of real-world data through multi-step generations (Long et al., 2024; Li et al., 2024c) and has garnered significant attention in recent research for its improved controllability and adaptability, which includes expanding datasets based on the World Values Survey (WVS) (Haerpfer et al., 2022) to study cultural dominance and alignment, with benchmarks such as CultureLLM (Li et al., 2024a), CulturePark (Li et al., 2024b), and CultureSPA (Xu et al., 2024). However, LLM-driven data synthesis, seeded from the WVS for multiple-choice data pairs, may introduce biases in cultural options and lead to value leakage from the WVS benchmark (Zheng et al., 2023; Zhou et al., 2023).

Inspired by self-regulated learning (Nicol and Macfarlane-Dick, 2006) and meta-cognitive (Schraw and Dennison, 1994), we expanded Prism dataset (Kirk et al., 2024) to cultural dialogues from five continents, creating the Pentachromatic Cultural Palette Dataset (§3) through self-feedback contrastive aggregation of cultural differences.

2.3 Model Merging

A single LLM trained on a specific corpus encounters challenges, such as becoming trapped in local optima, which can impede its decision-making capabilities and restrict overall efficiency and versatility across diverse tasks (Lawson and Qureshi, 2024; Yang et al., 2024b). Existing studies have proposed collaborative strategies for merging multiple LLMs, including Task Arithmetic (Ilharco

et al., 2023), Ties (Yadav et al., 2024), and Model Stock (Jang et al., 2025), to enhance performance on complex tasks like decision-making (Lawson and Qureshi, 2024) or generation capability (Pourreza et al., 2024). More recently, MoErges (Goddard et al., 2024; Tang et al., 2024; Jiang et al., 2024) introduced an untrainable framework that integrates model merging with Mixture of Experts (MoE) architectures, where MoE multilayer perceptron (MLP) layers are initialized using task-specific model weights.

To assess the benefits of model merging for decision-making tasks within cultural communities, our work extends above efforts by comparing model merging with cultural joint training approach (Xu et al., 2024; Li et al., 2024a). and we use the palette theory to explain and validate our cultural-MoErges, which fosters country-level cultural pluralism from continent-level cultural palette.

3 Pentachromatic Cultural Palette Dataset

We contribute a Pentachromatic Cultural Palette dataset with the diverse cultural semantics and values across five continents in social dialogues.

Dataset Construction. Cultural differences in evolution across five continents (Haidle et al., 2010; Crang, 2013) shape values and semantics in different countries. To construct a pentachromatic cultural palette, we use PRISM (Kirk et al., 2024) as the source dataset for building our culturally relevant dataset. The PRISM dataset collects user queries and feedback on LLM-generated responses to assess and improve their cultural and subjective alignment across diverse contexts. However, it lacks responses rich in cultural nuances, which are essential for capturing the full diversity of cultural semantics in social dialogues.

To enhance cultural richness, we employ a multi-step data synthesis process powered by GPT-4o², utilizing user queries $\{Query_j\}_{j=1}^n$ from the PRISM dataset in a self-instruct (Wang et al., 2023) learning way which involves continent-aware responses, cross-continent feedback, and continent-specific aggregation. Each step is validated to ensure cultural relevance and prevent cross-cultural contradictions, with continuous self-refinement

²<https://platform.openai.com/docs/models#gpt-4o>

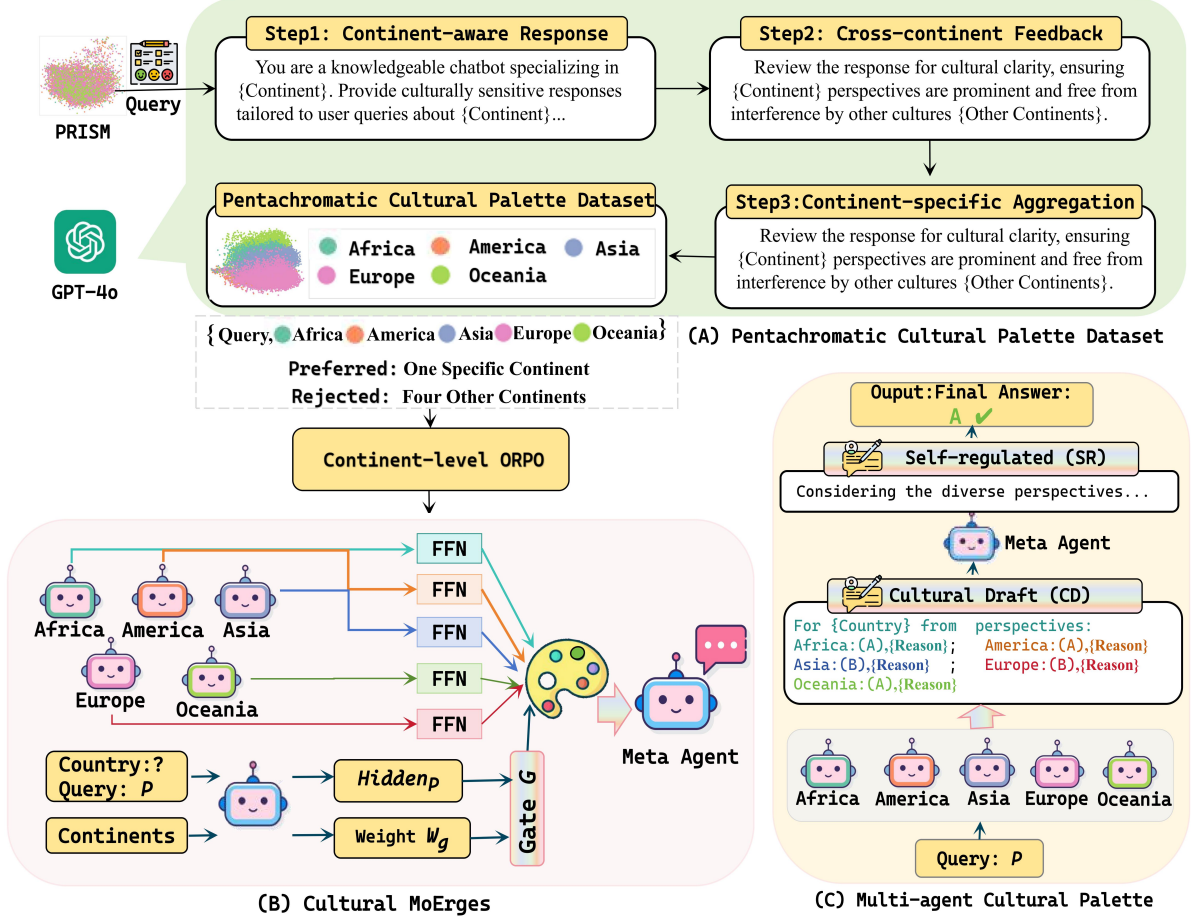


Figure 2: Architecture of Cultural Palette consisting of continent-level alignment on Pentachromatic Cultural Palette Dataset (§3), Cultural MoErges for Meta Agent (§4.1) and Multi-agent Cultural Palette (§4.2).

(Madaan et al., 2024) and finally get the Pentachromatic Cultural Palette Dataset, represented as $\{(Query_j, Response_j^{continent})\}_{j=1}^n$, where $continent \in \{Africa, Asia, Europe, America, Oceania\}$. Prompting templates for our multi-step data synthesis process are shown in Table of the Appendix A.1 in detail, and the scale of our dataset is presented in Appendix A.2.

4 Multi-agent Cultural Palette

Following Feng et al. (2024), our multi-agent cultural palette encompasses individuals from diverse cultural communities and a cultural decision-maker role.

4.1 Cultural Palette for Meta Agent

Joint/Merging Alignment. After constructing the Pentachromatic Cultural Palette dataset, we leverage it to perform continent-level alignment for LLMs as cultural decision-maker judge aligned with users, ensuring culturally relevant outputs

tailored to diverse regions. Inspired by Li et al. (2024c), we introduce two alignment strategies to highlight the benefits of model merging for overall cultural pluralism. The first strategy, joint alignment, integrates all cultural dialogue data into a single LLM. The second strategy involves creating separate models for each culture, which are then merged into a unified LLM using separately various merging techniques including Ties (Yadav et al., 2024), Model Stock (Jang et al., 2025) and MoErges (Goddard et al., 2024; Tang et al., 2024; Jiang et al., 2024) to demonstrate that MoErges exhibits the greatest potential for cultural alignment (see Section 5.2).

Cultural MoErges (CM) for Meta Agent. Inspired by MoErges (Goddard et al., 2024; Tang et al., 2024; Pourreza et al., 2024), we propose Cultural MoErges to integrate culturally diverse knowledge. We first train five continent-specific LLMs, denoted as $\mathcal{E}_{Group} = \{E_{Africa}, E_{Asia}, E_{Europe}, E_{America}, E_{Oceania}\}$,

each specializing in the cultural contexts of its respective region. These models are then merged into a unified MoErges model LLM_{meta} by selectively integrating the expert-specific feed-forward network (FFN) layers into a single basic LLM architecture and initializing a gating mechanism (Jiang et al., 2024) G with weight matrix W_g utilizing hidden representations from the self-attention sub-modules corresponding to continent names, facilitating a weighted sum of each continent-aligned expert’s outputs. Consequently, Cultural MoErges leverages diverse cultural knowledge by dynamically activating the relevant continent-level expert layers aligned with the user prompt without retraining. Specifically, given user prompts P , the basic LLM generates $hidden_P$, the output of LLM_{meta} , denoted as $Output_{meta}$, is formally defined as:

$$G(P) = \text{Softmax}(hidden_P \cdot W_g),$$

$$Output_{meta} = \sum_{E \in \mathcal{E}_{Group}} G(P) \cdot E(P). \quad (1)$$

4.2 Multi-agent Cultural Palette

As illustrated in Figure 2, multi-agent cultural palette consist of draft from community comments aligned with five continents, self-regulated aggregation and final decision from meta-agent.

Stage 1: Cultural Draft (CD). Given a user prompt P including user country $Country$ and query Q , five continent-aligned LLMs $E_{Africa}, E_{Asia}, E_{Europe}, E_{America}, E_{Oceania}$ generate each comments from culturally distinct perspectives $Continent$ with prompt template P_{draft} like "Select the most appropriate answer for the question $\{Q\}$, and provide a concise response that highlights $\{Country\}$ ’s unique culture, traditions, and history from a Continent perspective. If cultural conflicts arise, eliminate the irrelevant options.", contributing to the creation of the cultural draft $Draft$, formally:

$$Draft = \sum_{E \in \mathcal{E}_{Group}} Continent \oplus E(Q, P_{draft}). \quad (2)$$

Stage 2: Self-regulated Aggregation (SR). After collecting all cultural drafts from the five continental responses for a specific country, they are injected into LLM_{meta} ’s memory module. To avoid long context damaging the performance of LLM (Peng et al., 2023), inspired by self-regulated thinking (Nicol and Macfarlane-Dick, 2006), we employ

LLM_{meta} to distill the drafts and perform an aggregation that accurately represents the country’s unique cultural attributes to get comprehensive and concise cultural thinking, $Answer_{regulate}$, using the prompt template: "You are an expert cultural analyst tasked with synthesizing multiple cultural drafts about $\{Country\}$ from diverse continental perspectives. Your objective is to create a comprehensive and accurate representation of $\{Country\}$ ’s unique cultural attributes, free from bias or stereotype."

Stage 3: Final Decision. After aggregating $Answer_{regulate}$ into the meta agent’s memory history, the final decision is made based on the memory module. LLM_{meta} analyzes the aggregated cultural attributes to provide a comprehensive and unbiased final response, $Answer_{final}$, to the user’s query using final decision prompt P_{final} like "You are a knowledgeable chatbot about country. Directly Select the single most appropriate answer based on the question and memory $Answer_{regulate}$." ensuring that the representation accurately reflects the country’s unique cultural identity.

$$Answer_{final} = LLM_{meta}(Answer_{regulate}, P_{final}) \quad (3)$$

5 Experiments

5.1 Models and Implementation

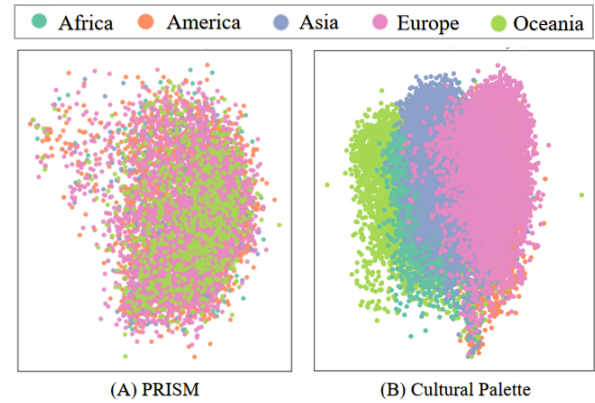


Figure 3: Comparative analysis of semantic representation on PRISM and Pentachromatic Cultural Palette Dataset Using Multilingual-MiniLM Encoding and PCA dimensionality reduction.

Data Synthesis. We utilized the original questions from the PRISM dataset (Kirk et al., 2024), which comprises 7,805 questions sourced from 75 birth countries. To achieve balanced representation, we augmented it by synthesizing 7,805 questions

per continent, ensuring equal distribution among Africa, America, Asia, Europe, and Oceania and resulting in a total of 39,025 question-answer pairs. As shown in Figure 3, the PRISM dataset’s substantial distributional overlap across continents underscores its limitations in capturing cultural distinctions, posing challenges for modeling nuanced cultural segmentation and aligning with region-specific applications. In contrast, our Pentachromatic Cultural Palette dataset demonstrates superior clustering, with data points forming distinct, continent-specific groups that effectively model cultural uniqueness and enable more accurate, culturally aligned representations. The distribution of topics and continents are detailed in Appendix A.2.

Cultural Alignment. We conducted all experiments using Llama3.1-8B-Instruct (Dubey et al., 2024) and Qwen2.5-7b-Instruct (Yang et al., 2024a). Additionally, we employed five continent-specific alignments with ORPO (Hong et al., 2024) on our Pentachromatic Cultural Palette Dataset, utilizing MS-Swift³ (Zhao et al., 2024) for alignment and MergeKit⁴ (Goddard et al., 2024) for merging on five NVIDIA A100 GPUs.

5.2 Datasets and Tasks

Task 1: Cultural Alignment w/ NLI evaluation. To evaluate Cultural MoErges (§4) against alternative methods and alignment strategies, we assess LLMs’ ability to generate continent-level responses reflecting aligned cultural values and perspectives. Using a Natural Language Inference (NLI) model (Sileo, 2024), we compute the semantic-consistency alignment score $S_{semantic}$ between the values from the Cultural Palette test dataset, R_{gold} and the LLM-generated responses, R_{llm} , as follows:

$$S_{semantic} = \text{NLI}(R_{gold}, R_{llm}) \quad (4)$$

where NLI measures the semantic consistency between R_{gold} and R_{llm} , with higher scores indicating greater cultural alignment.

Task 2: Cultural Palette w/ GlobalOpinionQA. Following Feng et al. (2024); Xu et al. (2024), we compute alignment scores S_{align} for 18 countries⁵

³<https://github.com/modelscope/ms-swift>

⁴<https://github.com/arcee-ai/mergekit>

⁵(1) America: USA (United States), CAN (Canada), BOL (Bolivia), BRA (Brazil); (2) Europe: GBR (United Kingdom), NLD (Netherlands), DEU (Germany), UKR (Ukraine); (3) Asia: CHN (China), RUS (Russia), IND (India), THA

across five continents using the GlobalOpinionQA dataset (Durmus et al., 2023), which aggregates global survey data, as proposed by Feng et al. (2024) and Xu et al. (2024). For each question-country pair, we prompt LLMs to integrate national context and generate a probability distribution P_{gen} over answer choices. We then compare inference distribution to the actual survey response distribution P_{gold} using the Jensen-Shannon distance, in order to assess cultural alignment score S_{align} , formally:

$$S_{align} = \left(1 - \frac{1}{2} \text{KL}(P_{gen} \parallel M) - \frac{1}{2} \text{KL}(P_{gold} \parallel M) \right) \times 100\% \quad (5)$$

where M is the average distribution of P_{gen} and P_{gold} , and KL denotes the Kullback-Leibler divergence. A higher S_{align} indicates better cultural alignment between Cultural Palette and real-world survey.

5.3 Baselines

In our experiments, we first evaluated Cultural MoErges against four baseline alignment strategies: **(1) Prompting:** We promote cultural alignment by appending instructions like “You are a knowledgeable chatbot about {culture}”; **(2) Joint:** Following Xu et al. (2024), we implement culturally joint alignment with ORPO (Hong et al., 2024) for overall cultural LLM alignment; **(3) Tie:** Following Yadav et al. (2024), we merge LLMs among continent-specific models by resetting minor fine-tuned parameters, resolving sign conflicts, and merging parameters with consistent signs; **(4) Model Stock:** effectively integrate fine-tuned LLMs across continent-specific applications (Jang et al., 2025).

Subsequently, we compare Cultural Palette with four classical and latest baselines on Llama3.1-8B-Instruct (Dubey et al., 2024) and Qwen2.5-7b-Instruct (Yang et al., 2024a): **(1) Vanilla:** Following (Feng et al., 2024), we directly employ LLM to generate responses according to user queries without any modifications. **(2) Prompting:** We promote cultural pluralism by appending instructions like “considering cultural, historical, and nuanced context”. **(3) Joint:** Xu et al. (2024) implement joint cultural alignment for comprehen-

(Thailand); (4) Africa: KEN (Kenya), NGA (Nigeria), ETH (Ethiopia), ZWE (Zimbabwe); (5) Oceania: AUS (Australia), NZL (New Zealand).

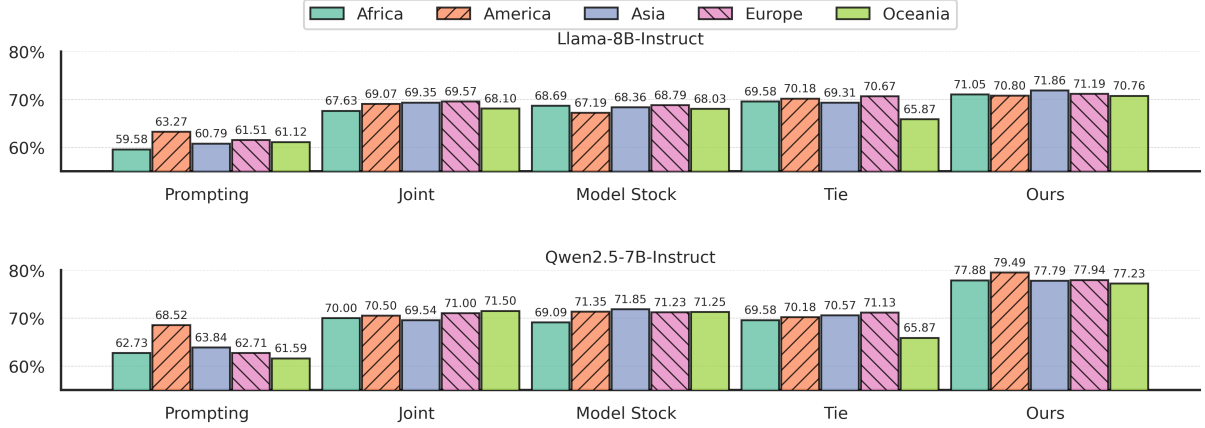


Figure 4: Comparison of semantic-consistency alignment score between our Cultural Palette and other methods (Prompting, Joint (Xu et al., 2024)) and merging strategies (Tie (Yadav et al., 2024) and Model Stock (Jang et al., 2025)) on Llama3.1-8B-Instruct (Dubey et al., 2024) and Qwen2.5-7b-Instruct (Yang et al., 2024a).

sive LLM alignment with culture-aware prompting. **(3)Mixture-of-Experts (MoE):** User queries are matched to the best-suited community LM, which then generates culturally aligned responses. **(4)Modular:** Feng et al. (2024) proposed three forms of multi-agent collaboration, including Overton, steerable, and distributional modes following Sorensen et al. (2024b).

5.4 Main Result

Cultural Palette achieves superior alignment with continent-level values and perspectives.

As depicted in Figure 4, our experimental results demonstrate that the Cultural Palette method consistently achieves the highest semantic-alignment scores across all continents, effectively addressing cultural biases present in baseline methods. Specifically, Prompting, while simple, exhibits limited capability to internalize nuanced cultural perspectives due to its reliance on pre-defined instructions, leading to comparatively lower alignment scores (e.g., 59.58% for Africa and 63.27% for America using Llama3.1-8B). The Joint method provides moderate improvements by integrating overarching cultural features but struggles with regional variability, as evidenced by a narrower performance range (e.g., 67.63% to 69.57%). Parameter-merging approaches, including Model Stock and Tie, show partial effectiveness in resolving parameter conflicts but are constrained by inconsistencies that limit alignment precision (e.g., 68.69% for Europe and 68.79% for Asia using Model Stock). In contrast, the Cultural Palette demonstrates substantial performance gains by leveraging targeted alignment, achieving the highest semantic consis-

tency across continents (e.g., 71.86% for Asia and 71.05% for Africa using Llama3.1-8B). Similar trends are observed with Qwen2.5-7B, where Cultural Palette surpasses other methods, achieving alignment scores ranging from 77.88% to 79.49%, outperforming Joint by 1.5% to 3%, and minimizing cultural biases and advancing state-of-the-art alignment in LLMs. Case study for culture alignment is detailed in Table 3.

Cultural Palette better aligned with real-world cultural distribution.

As illustrated in Table 1, our model, **Cultural Palette**, outperforms all baseline models across both Llama3.1-8B-Instruct (Dubey et al., 2024) and Qwen2.5-7B-Instruct (Yang et al., 2024a) frameworks, showcasing significant enhancements in cultural alignment scores. Specifically, on Llama3.1-8B-Instruct, Cultural Palette achieves an average alignment score of **75.90**, surpassing the best baseline, **Modular**, which scores **73.82**, resulting in an improvement of approximately **2.82%** and further reflecting in regional performances with notable gains in Asia (**76.16** vs. **73.42**, **+3.73%**) and Africa (**75.41** vs. **71.63**, **+5.28%**), regions that previously exhibited lower alignment scores. Similarly, on Qwen2.5-7B-Instruct, Cultural Palette attains an average alignment score of **73.64**, significantly higher than **Modular**'s **69.51**, marking an impressive **5.94%** improvement. Regional analysis under this framework highlights substantial enhancements in America (**76.24** vs. **71.69**, **+6.35%**), Europe (**72.54** vs. **72.19**, **+0.48%**), and Asia (**73.86** vs. **71.65**, **+3.08%**), effectively addressing previous performance gaps in these regions. Case studies are de-

	America				Europe				Asia				Africa				Oceania		Avg
	USA	CAN	BOL	BRA	GBR	NLD	DEU	UKR	CHN	RUS	IND	THA	KEN	NGA	ETH	ZWE	AUS	NZL	
<i>Llama3.1-8B-Instruct</i>																			
Vanilla	67.81	65.46	66.46	66.88	59.21	64.30	63.95	59.13	62.76	62.72	66.18	63.01	67.54	66.80	67.31	58.22	64.17	55.68	63.76
Prompting	69.18	67.81	69.43	68.64	60.90	66.65	67.46	63.15	65.81	68.09	69.67	66.22	69.12	68.50	69.51	59.48	67.59	58.49	66.43
Joint	70.10	69.24	70.94	66.35	66.93	70.27	70.54	66.11	67.41	69.21	70.12	63.29	67.14	68.44	66.75	61.34	68.41	60.06	67.37
Moe	73.91	70.97	76.09	75.50	73.92	76.71	72.48	72.87	76.52	74.41	73.02	75.07	74.85	78.76	69.57	70.30	65.25	62.77	72.94
Modular	75.14	75.70	76.60	76.29	76.46	76.71	74.98	71.69	74.16	73.56	74.21	71.76	71.63	70.03	70.05	74.80	72.42	72.57	73.82
Ours	75.85	77.56	77.88	75.83	76.48	76.53	76.38	77.69	77.12	77.67	74.32	75.54	76.12	77.07	73.65	74.82	72.14	73.50	75.90
w/o CM	70.12	72.42	72.77	72.37	69.31	71.01	71.05	70.12	71.52	72.39	71.84	69.36	70.68	70.57	66.23	69.66	69.80	69.51	70.60
w/o CD	72.25	73.77	73.80	74.27	62.23	74.47	73.25	72.37	73.70	75.97	75.99	71.90	76.19	72.94	67.74	60.09	73.44	69.01	71.85
w/o SR	75.54	77.03	77.39	75.25	75.27	76.32	76.54	77.19	77.87	77.42	73.49	74.57	74.73	76.08	71.93	73.89	71.67	71.04	75.18
<i>Qwen2.5-7B-Instruct</i>																			
Vanilla	61.50	60.54	62.67	63.22	63.86	63.66	61.05	59.32	63.78	60.77	60.62	62.12	59.87	63.94	63.56	57.43	54.40	58.84	61.18
Prompting	63.18	63.80	63.48	64.76	64.77	64.52	61.86	62.75	64.99	61.42	61.35	62.20	61.60	63.15	61.39	56.77	52.05	54.44	61.58
Joint	69.18	67.81	69.43	68.64	60.90	66.65	67.46	63.15	65.81	68.09	69.67	66.22	69.12	68.50	69.51	59.48	67.59	58.49	66.43
Moe	73.56	72.59	74.31	71.07	70.96	68.47	68.93	66.76	68.67	68.14	66.15	68.65	66.17	69.51	70.63	65.99	70.51	65.49	69.25
Modular	72.64	68.03	72.43	73.66	69.21	71.21	72.78	75.57	73.01	74.79	66.62	72.19	69.44	70.32	62.04	70.52	57.58	59.09	69.51
Ours	75.50	73.92	78.83	76.71	69.77	70.89	73.91	75.58	73.46	76.09	72.87	73.02	76.51	74.51	70.30	69.25	74.85	69.57	73.64
w/o CM	68.79	67.46	69.63	68.93	62.97	66.19	69.48	68.56	68.83	68.01	69.26	66.57	67.45	66.77	62.74	65.47	66.87	67.16	67.29
w/o CD	72.62	68.22	68.52	71.35	49.30	64.55	71.96	72.77	71.79	74.86	73.98	63.07	69.95	72.50	62.86	46.48	68.05	58.67	66.75
w/o SR	72.45	70.84	72.78	72.62	67.36	69.24	71.83	72.05	73.68	74.26	73.06	70.25	72.11	73.30	72.53	74.24	69.85	68.05	71.69

Table 1: Comparison of culture alignment score between our Cultural Palette and baselines on Llama3.1-8B-Instruct (Dubey et al., 2024) and Qwen2.5-7b-Instruct (Yang et al., 2024a).

tailed in Appendix C.2.

5.5 Ablation Study

As shown in Table 1, we conducted three ablation studies to assess the contributions of key components: (1) **w/o Cultural MoErges (CM)**: Removing the Cultural Merging mechanism for cross-cultural adaptation; (2) **w/o Cultural Draft (CD)**: Excluding the additionally cultural explanations across five continents; and (3) **w/o Self-regulate (SR)**: Eliminating the self-regulate to distill comments for final decision.

Impact of Cultural MoErges. Excluding **Cultural MoErges (CM)** results in noticeable declines across all regions. For Llama3.1-8B-Instruct, the Asia score drops from 76.16% to 75.41%, and Oceania decreases from 72.82% to 72.50%. Similarly, for Qwen2.5-7B-Instruct, Asia drops from 73.86% to 73.25%, and Oceania from 72.21% to 71.65%. These results highlight the significant role of Cultural MoErges in ensuring the model’s adaptability to diverse cultural contexts, especially in Asia and Oceania.

Impact of Cultural Draft. The removal of **Cultural Draft (CD)** leads to drops, particularly in regions with strong cultural differences. For Llama3.1-8B-Instruct, America decreases from 76.78% to 75.93%, and Europe from 76.77% to 74.96%. For Qwen2.5-7B-Instruct, America drops from 76.24% to 72.54%, and Oceania from 72.21% to 72.19%. This suggests that Cultural Draft is key to overall consider the model’s output for region-

specific cultural alignment.

Impact of Self-regulate. Excluding **Self-regulate (SR)** results in slight performance drops across all regions. For Llama3.1-8B-Instruct, Asia decreases from 76.16% to 75.54%, and Oceania from 72.82% to 72.21%. For Qwen2.5-7B-Instruct, America drops from 76.24% to 75.33%, and Asia from 73.86% to 73.56%. These findings indicate that while Self-regulate provides incremental improvements, its absence has a relatively small impact compared to the removal of Cultural MoErges or Cultural Draft.

6 Conclusion

In this work, we introduce the Cultural Palette framework, a novel approach designed to enhance the cultural alignment of LLMs. By integrating five continent-level agents with a meta-agent through the Cultural MoErges mechanism, our framework dynamically adapts to diverse cultural contexts, significantly outperforming existing alignment techniques. We also present the Pentachromatic Cultural Palette Dataset, which provides a comprehensive and diverse set of cultural dialogues, laying a solid foundation for training culturally aware LLMs. Our experiments demonstrate that our framework not only improves the cultural sensitivity of LLMs but also increases their ability to generate contextually and culturally appropriate responses. Our research may inspire future studies on modeling diverse cultural alignment by leveraging continent-level agents to adapt to specific countries and their unique cultural contexts.

Limitations

Our Cultural Palette Framework, integrating continent-level agents with a meta-agent using the Cultural MoErges alignment technique, has significantly enhanced the cultural sensitivity and adaptability of LLMs. However, we acknowledge the primary limitation of this work: multi-agent has increased the computational complexity, similar to the challenges discussed in (Feng et al., 2024). To mitigate this limitation, we have implemented optimization techniques, such as efficient model alignment (Dao; Zhao et al., 2024), which reduce computational burden. As a result, our framework remains competitive with other cultural alignment techniques while ensuring better scalability. Additionally, We envision ongoing efforts to distill the framework’s capabilities into smaller LLM variants, enabling more efficient deployment across a broader range of applications and devices.

Ethical Considerations

In this study, we use the PRISM (Kirk et al., 2024) as the source dataset for constructing Pentachromatic Cultural Palette Dataset, which is central to our analysis of cultural alignment in LLMs. Our use of this dataset aligns with its intended purpose and complies with established ethical guidelines. While we aim to improve cultural alignment and reduce biases in LLMs, we acknowledge the potential risks of reinforcing stereotypes or misrepresenting cultures. Our goal is to promote a fair, inclusive, and pluralistic representation of cultural perspectives, while continuously addressing biases to enhance cultural fairness through our multi-agent review.

References

- Josh Achiam, Steven Adler, Sandhini Agarwal, Lama Ahmad, Ilge Akkaya, Florencia Leoni Aleman, Diogo Almeida, Janko Altschmidt, Sam Altman, Shyamal Anadkat, et al. 2023. Gpt-4 technical report. *arXiv preprint arXiv:2303.08774*.
- Alex J Chan, José Luis Redondo García, Fabrizio Silvestri, Colm O’Donnell, and Konstantina Palla. 2023. Harmonizing global voices: Culturally-aware models for enhanced content moderation. *arXiv preprint arXiv:2312.02401*.
- Daiwei Chen, Yi Chen, Aniket Rege, and Ramya Korlakai Vinayak. 2024. Pal: Pluralistic alignment framework for learning from heterogeneous preferences. *arXiv preprint arXiv:2406.08469*.
- Rochelle Choenni and Ekaterina Shutova. 2024. Self-alignment: Improving alignment of cultural values in llms via in-context learning. *arXiv preprint arXiv:2408.16482*.
- Mike Crang. 2013. *Cultural geography*. Routledge.
- Tri Dao. Flashattention-2: Faster attention with better parallelism and work partitioning. In *The Twelfth International Conference on Learning Representations*.
- Abhimanyu Dubey, Abhinav Jauhri, Abhinav Pandey, Abhishek Kadian, Ahmad Al-Dahle, Aiesha Letman, Akhil Mathur, Alan Schelten, Amy Yang, Angela Fan, et al. 2024. The llama 3 herd of models. *arXiv preprint arXiv:2407.21783*.
- Esin Durmus, Karina Nyugen, Thomas I Liao, Nicholas Schiefer, Amanda Askell, Anton Bakhtin, Carol Chen, Zac Hatfield-Dodds, Danny Hernandez, Nicholas Joseph, et al. 2023. Towards measuring the representation of subjective global opinions in language models. *arXiv preprint arXiv:2306.16388*.
- Shangbin Feng, Taylor Sorensen, Yuhan Liu, Jillian Fisher, Chan Young Park, Yejin Choi, and Yulia Tsvetkov. 2024. Modular pluralism: Pluralistic alignment via multi-llm collaboration. In *Proceedings of the 2024 Conference on Empirical Methods in Natural Language Processing*, pages 4151–4171.
- Charles Goddard, Shamane Siriwardhana, Malikeh Ehghaghi, Luke Meyers, Vlad Karpukhin, Brian Benedict, Mark McQuade, and Jacob Solawetz. 2024. Arcee’s mergekit: A toolkit for merging large language models. *arXiv preprint arXiv:2403.13257*.
- Christian Haerpfer, Ronald Inglehart, Alejandro Moreno, Christian Welzel, Kseniya Kizilova, Jaime Diez-Medrano, Marta Lagos, Pippa Norris, Eduard Ponarin, and Bjorn Puranen. 2022. World values survey: Round seven-country-pooled datafile version 5.0. *Madrid, Spain & Vienna, Austria: JD Systems Institute & WWSA Secretariat*, 12(10):8.
- Miriam Noël Haidle, Michael Bolus, Angela A Bruch, Christine Hertler, Andrew Kandel, Michael Märker, Nicholas J Conard, Volker Hochschild, Friedemann Schrenk, and Volker Mosbrugger. 2010. The role of culture in early expansions of humans—a new research center. *Quaternary International*, 223:429–430.
- Seungwook Han, Idan Shenfeld, Akash Srivastava, Yoon Kim, and Pulkit Agrawal. 2024. Value augmented sampling for language model alignment and personalization. *arXiv preprint arXiv:2405.06639*.
- Geert Hofstede. 2009. Geert hofstede cultural dimensions.
- Jiwoo Hong, Noah Lee, and James Thorne. 2024. Orpo: Monolithic preference optimization without reference model. In *Proceedings of the 2024 Conference on Empirical Methods in Natural Language Processing*, pages 11170–11189.

- Edward J Hu, Phillip Wallis, Zeyuan Allen-Zhu, Yuanzhi Li, Shean Wang, Lu Wang, Weizhu Chen, et al. Lora: Low-rank adaptation of large language models. In *International Conference on Learning Representations*.
- Huang Huang, Fei Yu, Jianqing Zhu, Xuening Sun, Hao Cheng, Song Dingjie, Zhihong Chen, Mosen Alharthi, Bang An, Juncai He, et al. 2024. Acegpt, localizing large language models in arabic. In *Proceedings of the 2024 Conference of the North American Chapter of the Association for Computational Linguistics: Human Language Technologies (Volume 1: Long Papers)*, pages 8132–8156.
- Gabriel Ilharco, Marco Tulio Ribeiro, Mitchell Wortsman, Ludwig Schmidt, Hannaneh Hajishirzi, and Ali Farhadi. 2023. Editing models with task arithmetic. In *The Eleventh International Conference on Learning Representations*.
- Dong-Hwan Jang, Sangdoo Yun, and Dongyoon Han. 2025. Model stock: All we need is just a few fine-tuned models. In *European Conference on Computer Vision*, pages 207–223. Springer.
- Albert Q Jiang, Alexandre Sablayrolles, Antoine Roux, Arthur Mensch, Blanche Savary, Chris Bamford, Devendra Singh Chaplot, Diego de las Casas, Emma Bou Hanna, Florian Bressand, et al. 2024. Mixtral of experts. *arXiv preprint arXiv:2401.04088*.
- Hannah Rose Kirk, Alexander Whitefield, Paul Röttger, Andrew Bean, Katerina Margatina, Juan Ciro, Rafael Mosquera, Max Bartolo, Adina Williams, He He, et al. 2024. The prism alignment project: What participatory, representative and individualised human feedback reveals about the subjective and multicultural alignment of large language models. *arXiv preprint arXiv:2404.16019*.
- Takeshi Kojima, Shixiang Shane Gu, Machel Reid, Yutaka Matsuo, and Yusuke Iwasawa. 2022. Large language models are zero-shot reasoners. *Advances in neural information processing systems*, 35:22199–22213.
- Taja Kuzman and Nikola Ljubešić. 2024. Llm teacher-student framework for text classification with no manually annotated data: A case study in iptc news topic classification. *arXiv preprint arXiv:2411.19638*.
- Thom Lake, Eunsol Choi, and Greg Durrett. From distributional to overton pluralism: Investigating large language model alignment. In *Pluralistic Alignment Workshop at NeurIPS 2024*.
- Daniel Lawson and Ahmed H Qureshi. 2024. Merging decision transformers: Weight averaging for forming multi-task policies. In *2024 IEEE International Conference on Robotics and Automation (ICRA)*, pages 12942–12948. IEEE.
- Cheng Li, Mengzhou Chen, Jindong Wang, Sunayana Sitaram, and Xing Xie. 2024a. Culturellm: Incorporating cultural differences into large language models. *arXiv preprint arXiv:2402.10946*.
- Cheng Li, Damien Teney, Linyi Yang, Qingsong Wen, Xing Xie, and Jindong Wang. 2024b. Culturepark: Boosting cross-cultural understanding in large language models. *arXiv preprint arXiv:2405.15145*.
- Junlong Li, Jinyuan Wang, Zhuosheng Zhang, and Hai Zhao. 2024c. Self-prompting large language models for zero-shot open-domain qa. In *Proceedings of the 2024 Conference of the North American Chapter of the Association for Computational Linguistics: Human Language Technologies (Volume 1: Long Papers)*, pages 296–310.
- Xinyu Li, Zachary Chase Lipton, and Liu Leqi. Personalized language modeling from personalized human feedback. In *ICLR 2024 Workshop on Reliable and Responsible Foundation Models*.
- Peiqin Lin, Shaoxiong Ji, Jörg Tiedemann, André FT Martins, and Hinrich Schütze. 2024. Mala-500: Massive language adaptation of large language models. *arXiv preprint arXiv:2401.13303*.
- Lin Long, Rui Wang, Ruixuan Xiao, Junbo Zhao, Xiao Ding, Gang Chen, and Haobo Wang. 2024. On llms-driven synthetic data generation, curation, and evaluation: A survey. In *Findings of the Association for Computational Linguistics ACL 2024*, pages 11065–11082.
- Aman Madaan, Niket Tandon, Prakhar Gupta, Skyler Hallinan, Luyu Gao, Sarah Wiegrefe, Uri Alon, Nouha Dziri, Shrimai Prabhumoye, Yiming Yang, et al. 2024. Self-refine: Iterative refinement with self-feedback. *Advances in Neural Information Processing Systems*, 36.
- David J Nicol and Debra Macfarlane-Dick. 2006. Formative assessment and self-regulated learning: A model and seven principles of good feedback practice. *Studies in higher education*, 31(2):199–218.
- Long Ouyang, Jeffrey Wu, Xu Jiang, Diogo Almeida, Carroll Wainwright, Pamela Mishkin, Chong Zhang, Sandhini Agarwal, Katarina Slama, Alex Ray, et al. 2022. Training language models to follow instructions with human feedback. *Advances in neural information processing systems*, 35:27730–27744.
- Hao Peng, Xiaozhi Wang, Jianhui Chen, Weikai Li, Yunjia Qi, Zimu Wang, Zhili Wu, Kaisheng Zeng, Bin Xu, Lei Hou, et al. 2023. When does in-context learning fall short and why? a study on specification-heavy tasks. *arXiv preprint arXiv:2311.08993*.
- Mohammadreza Pourreza, Ruoxi Sun, Hailong Li, Lesly Miculicich, Tomas Pfister, and Serkan O Arik. 2024. Sql-gen: Bridging the dialect gap for text-to-sql via synthetic data and model merging. *arXiv preprint arXiv:2408.12733*.
- Rafael Rafailov, Archit Sharma, Eric Mitchell, Christopher D Manning, Stefano Ermon, and Chelsea Finn. 2024. Direct preference optimization: Your language model is secretly a reward model. *Advances in Neural Information Processing Systems*, 36.

- Michael J Ryan, William Held, and Diyi Yang. 2024. Unintended impacts of llm alignment on global representation. *arXiv preprint arXiv:2402.15018*.
- Gregory Schraw and Rayne Sperling Dennison. 1994. Assessing metacognitive awareness. *Contemporary educational psychology*, 19(4):460–475.
- Weiyan Shi, Ryan Li, Yutong Zhang, Caleb Ziems, Raya Horesh, Rog rio Abreu de Paula, Diyi Yang, et al. 2024. Culturebank: An online community-driven knowledge base towards culturally aware language technologies. *arXiv preprint arXiv:2404.15238*.
- Damien Sileo. 2024. [tasksourc](#): A large collection of NLP tasks with a structured dataset preprocessing framework. In *Proceedings of the 2024 Joint International Conference on Computational Linguistics, Language Resources and Evaluation (LREC-COLING 2024)*, pages 15655–15684, Torino, Italia. ELRA and ICCL.
- Taylor Sorensen, Liwei Jiang, Jena D Hwang, Sydney Levine, Valentina Pyatkin, Peter West, Nouha Dziri, Ximing Lu, Kavel Rao, Chandra Bhagavatula, et al. 2024a. Value kaleidoscope: Engaging ai with pluralistic human values, rights, and duties. In *Proceedings of the AAAI Conference on Artificial Intelligence*, volume 38, pages 19937–19947.
- Taylor Sorensen, Jared Moore, Jillian Fisher, Mitchell Gordon, Niloofar Mireshghallah, Christopher Michael Rytting, Andre Ye, Liwei Jiang, Ximing Lu, Nouha Dziri, et al. 2024b. A roadmap to pluralistic alignment. *arXiv preprint arXiv:2402.05070*.
- Anke Tang, Li Shen, Yong Luo, Nan Yin, Lefei Zhang, and Dacheng Tao. 2024. Merging multi-task models via weight-ensembling mixture of experts. In *Forty-first International Conference on Machine Learning*.
- Peter Vamplew, Conor F Hayes, Cameron Foale, Richard Dazeley, and Hadassah Harland. Multi-objective reinforcement learning: A tool for pluralistic alignment. In *Pluralistic Alignment Workshop at NeurIPS 2024*.
- Yizhong Wang, Yeganeh Kordi, Swaroop Mishra, Alisa Liu, Noah A Smith, Daniel Khashabi, and Hannaneh Hajishirzi. 2023. Self-instruct: Aligning language models with self-generated instructions. In *Proceedings of the 61st Annual Meeting of the Association for Computational Linguistics (Volume 1: Long Papers)*, pages 13484–13508.
- Shaoyang Xu, Yongqi Leng, Linhao Yu, and Deyi Xiong. 2024. Self-pluralising culture alignment for large language models. *arXiv preprint arXiv:2410.12971*.
- Prateek Yadav, Derek Tam, Leshem Choshen, Colin A Raffel, and Mohit Bansal. 2024. Ties-merging: Resolving interference when merging models. *Advances in Neural Information Processing Systems*, 36.
- An Yang, Baosong Yang, Binyuan Hui, Bo Zheng, Bowen Yu, Chang Zhou, Chengpeng Li, Chengyuan Li, Dayiheng Liu, Fei Huang, et al. 2024a. Qwen2 technical report. *arXiv preprint arXiv:2407.10671*.
- Enneng Yang, Li Shen, Guibing Guo, Xingwei Wang, Xiaochun Cao, Jie Zhang, and Dacheng Tao. 2024b. Model merging in llms, mllms, and beyond: Methods, theories, applications and opportunities. *arXiv preprint arXiv:2408.07666*.
- Yuze Zhao, Jintao Huang, Jinghan Hu, Xingjun Wang, Yunlin Mao, Daoze Zhang, Zeyinzi Jiang, Zhikai Wu, Baole Ai, Ang Wang, et al. 2024. Swift: a scalable lightweight infrastructure for fine-tuning. *arXiv preprint arXiv:2408.05517*.
- Chujie Zheng, Hao Zhou, Fandong Meng, Jie Zhou, and Minlie Huang. 2023. Large language models are not robust multiple choice selectors. In *The Twelfth International Conference on Learning Representations*.
- Kun Zhou, Yutao Zhu, Zhipeng Chen, Wentong Chen, Wayne Xin Zhao, Xu Chen, Yankai Lin, Ji-Rong Wen, and Jiawei Han. 2023. Don’t make your llm an evaluation benchmark cheater. *arXiv preprint arXiv:2311.01964*.

A Experimental Details

A.1 Prompt for Pentachromatic Cultural Palette Dataset

Step1: Continent-aware Responses

Instruction

You are a knowledgeable chatbot specializing in {Continent}. Provide concise, accurate, and culturally sensitive responses tailored to user queries about {Continent}’s geography, culture, history, and current affairs. Ensure your responses demonstrate respect and understanding of the diverse cultures within {Continent}.

1. Understand Query Context:

Identify the topic and cultural relevance of the user’s query (e.g., geography, culture, history, or current events).

2. Generate Continent-aware Response:

Show respect for the diverse cultures, avoiding assumptions or biased statements. Highlight the uniqueness and importance of specific cultural aspects when appropriate.

Example:

Question: {Question} Answer: {Answer}

Input: {Question}

Output: {Continent-aware Response}

Figure 5: Prompt for continent-aware responses

Step2: Cross-continent Feedback

Instruction

Review the response for cultural clarity, ensuring {Continent} perspectives are prominent and free from interference by other cultures {Other Continents}. If confusion arises, provide improvement suggestions using Hofstede’s cultural dimensions:

1. Analyze Query Context:

Assess whether the response fully aligns with the cultural, historical, and geographical relevance of Oceania. Identify any unnecessary elements or overlaps with other continents’ cultural markers.

2. Refine Response for {Continent} Perspective:

Emphasize key cultural, historical, or environmental aspects unique to {Continent}. Remove any elements that might introduce cultural interference or bias. Ensure the response highlights community, tradition, and respect for local customs.

3. Apply Hofstede’s Cultural Dimensions Theory for Feedback:

- **Power Distance (PDI):** Does the response reflect the balance between leadership (e.g., village chiefs) and community roles?
- **Individualism vs. Collectivism (IDV):** Does it highlight collective well-being and community-driven decisions?
- **Masculinity vs. Femininity (MAS):** Does it prioritize care, cooperation, and harmony over competition?
- **Uncertainty Avoidance (UAI):** Does it address Oceania’s adaptability to change while respecting traditions?
- **Long-Term vs. Short-Term Orientation (LTO):** Does it balance preservation of traditions with immediate adaptability?
- **Indulgence vs. Restraint (IVR):** Does it reflect the expressive and celebratory aspects of Oceanian cultures?

Input:

{Continent-aware Responses}

Output:

{Cross-continent Feedback}

Figure 6: Prompt for cross-continent feedback

Step3: Continent-specific Aggregation

Instruction

You are tasked with improving the following response for the query {query} by incorporating the cross-continent review feedback.

1. Review Context Response:

Carefully read and analyze the Base Response and Review Feedback provided. Identify elements in the base response that lack focus on {Continent} or introduce cultural elements from other continents.

2. Apply Review Feedback:

Incorporate all suggestions from the review feedback into the base response. Ensure the revised response highlights {Continent}-specific culture, history, and values and focus on {Continent} Perspectives, avoiding any overlap with other cultural contexts.

Input:

Base Response: {Base response}

Review Feedback: {Review feedback}

Output: {Continentfocused Response}

Figure 7: Prompt for Continent-specific Aggregation

A.2 Distribution in Pentachromatic Cultural Palette Dataset

Figure 8 illustrates the distribution of topics and continent over our Pentachromatic Cultural Palette Dataset. The topics were categorized using a topic modeling (Kuzman and Ljubešić, 2024) which classifies the questions into distinct thematic clusters. The distribution of continents, on the other hand, is evenly balanced, with an equal number of questions synthesized for each continent: Africa, America, Asia, Europe, and Oceania.

B Experiment Details

Implementation Details. We adopt the ORPO method (Hong et al., 2024) with default hyperparameters for Llama3.1-8B-Instruct (Dubey et al., 2024) and Qwen2.5-7B-Instruct (Yang et al., 2024a), using a learning rate of 5e-5 for 2 epochs.

Licenses The licenses for the codes used in our work are listed in Table 2.

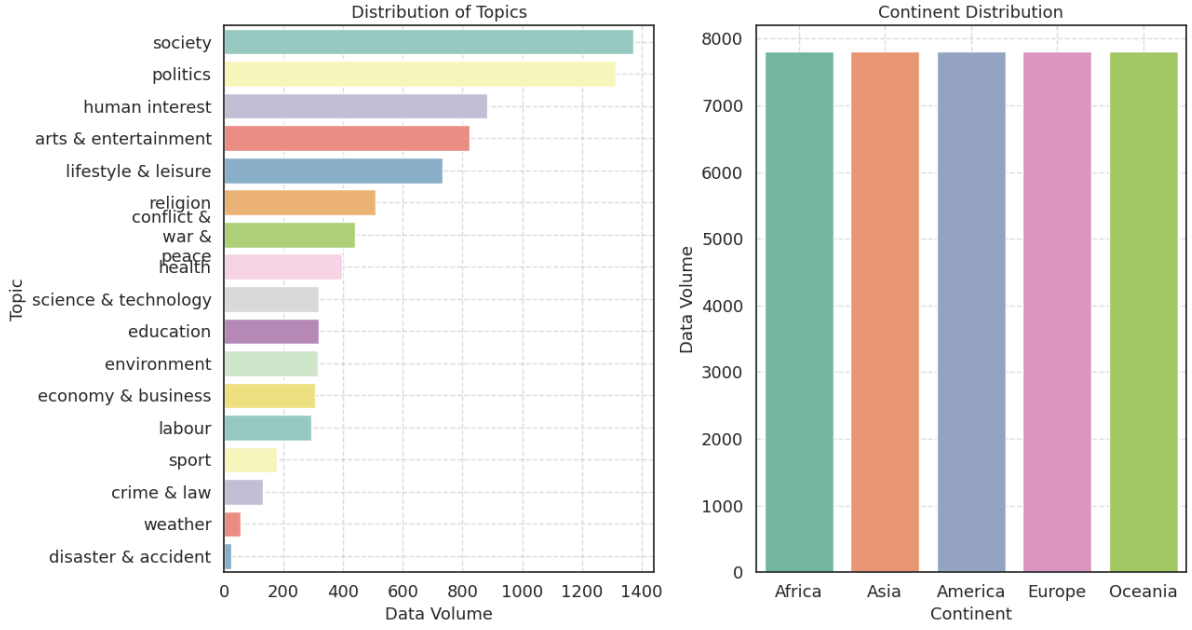


Figure 8: Distribution of topics and continents in Pentachromatic Cultural Palette Dataset

Resources	Type	Link	License
MergeKit (Goddard et al., 2024)	Code	https://github.com/arcee-ai/mergekit	LGPL-3.0 license
MS-Swift (Zhao et al., 2024)	Code	https://github.com/modelscope/ms-swift	Apache-2.0 license

Table 2: Licenses for the software libraries utilized in our work.

C Case Study

C.1 Case Study for Cultural Alignment w/ NLI evaluation

C.2 Case Study for Cultural Palette w/ GlobalOpinionQA

Region	Question: What is the cutest animal in the world?
Oceania	In Oceania , the cutest animal is often debated among locals , but one beloved creature that stands out is the quokka . Native to Western Australia , these small wallabies are known for their friendly smiles and endearing nature. Their ability to smile and interact with humans has made them a popular attraction in the region. The quokka's charm and innocence have captured the hearts of many, making them a cherished symbol of Oceania's unique wildlife .
Africa	In many African cultures , the cutest animal is often considered to be the meerkat . Meerkats are small, social creatures known for their adorable appearance and playful nature. They are often seen standing on their hind legs, looking out for predators and their fellow meerkats, which adds to their charm. The meerkat's big eyes, fluffy fur, and endearing behavior make them a beloved animal in many African communities .
Asia	In many Asian cultures , the cutest animal is often considered to be the panda . Known for their adorable black and white markings and endearing nature, pandas have captured the hearts of people around the world. Their gentle demeanor and playful antics make them a beloved and iconic symbol of cuteness in Asian culture .
America	In America , the cutest animal is often debated among animal lovers, but some popular contenders include the koala , the penguin , and the sloth . These animals are cherished for their endearing features and behaviors that capture the hearts of many Americans . Ultimately, the perception of cuteness can vary from person to person, reflecting the diverse cultural values and preferences within American society .
Europe	In Europe , the cutest animal is often debated among locals, but one popular choice is the European rabbit . These adorable creatures are cherished for their endearing appearance and playful nature. Their fluffy fur, large ears, and gentle demeanor have captured the hearts of many Europeans .

Table 3: Case Study for Cultural Platette on Cultural Alignment.

Cultural Platette	Step
Question	In a family, when it comes to making important decisions about household finances , do you think ... ? A. Men generally have more influence B. Women generally have more influence C. Men and women generally have about the same influence D. DK/Refused
Draft	<p>African Culture perspective: In Russia, when it comes to making important decisions about household finances, men and women generally have about the same influence. This reflects a shift towards gender equality and the evolving roles of men and women in Russian society.</p> <p>America Culture perspective: In Russia, men and women generally have about the same influence over household finances. This indicates a move away from traditional patriarchal structures towards more balanced decision-making roles within the family.</p> <p>Oceania Culture perspective: In Russia, men and women generally have about the same influence regarding household finances. This aligns with global trends towards gender equality and the diminishing of traditional gender roles in financial decision-making.</p> <p>Europe Culture perspective: In Russia, men and women generally have about the same influence over household finances. This demonstrates the impact of European-inspired gender equality movements and the integration of more egalitarian values within Russian family structures.</p> <p>Asia Culture perspective: In Russia, men and women generally have about the same influence in making important decisions about household finances. This reflects the growing emphasis on gender parity and the gradual transformation of traditional gender roles in Russian society.</p>
Regulate	In Russia, men and women generally have about the same influence in making important decisions about household finances. This reflects a shift towards gender equality and the evolving roles of men and women in Russian culture, moving away from traditional patriarchal values.
Answer	<p>C. Men and women generally have about the same influence ✓</p> <p>Gold Distribution: [0.21, 0.22, 0.53, 0.04]</p> <p>Pred Distribution: [0.14, 0.11, 0.72, 0.03]</p>

Table 4: Cultural Alignment on Decision-Making in Household Finances

Cultural Platette	Step
Question	Do you think a lack of job opportunities is a very big problem, a moderately big problem, a small problem or not a problem at all in our country? A. Very big problem B. Moderately big problem C. Small problem D. Not a problem at all
Draft	<p>African Culture perspective: In Kenya, a lack of job opportunities is a very big problem. High unemployment rates, especially among the youth, contribute to economic instability and social unrest. This situation underscores the urgent need for effective job creation strategies and educational reforms to equip the workforce with relevant skills.</p> <p>America Culture perspective: In Kenya, a lack of job opportunities is a very big problem. This leads to increased poverty levels and hampers economic growth, making it a critical issue that needs urgent attention. Addressing unemployment is essential for improving living standards and fostering sustainable development.</p> <p>Oceania Culture perspective: In Kenya, a lack of job opportunities is a very big problem. It results in underemployment and limits the country's potential for development and prosperity. Enhancing vocational training and supporting entrepreneurship can help mitigate this issue and promote economic resilience.</p> <p>Europe Culture perspective: In Kenya, a lack of job opportunities is a very big problem. It affects the overall economic health and contributes to income inequality and societal challenges. Implementing comprehensive economic policies and investing in key sectors can help alleviate unemployment and promote social cohesion.</p> <p>Asia Culture perspective: In Kenya, a lack of job opportunities is indeed a very big problem. This reflects the need for sustainable economic policies and investments in education and skill development to address the unemployment crisis. By fostering innovation and supporting industries with growth potential, Kenya can create more employment opportunities and drive economic progress.</p>
Regulate	In Kenya, a lack of job opportunities is indeed a very big problem. The country faces challenges such as high unemployment rates, particularly among the youth, and a mismatch between the skills offered by educational institutions and the demands of the job market. This issue has significant social and economic implications, including poverty, inequality, and social unrest. Addressing this problem requires a comprehensive approach that includes investing in education and vocational training, promoting entrepreneurship, and creating opportunities for employment in various sectors.
Answer	<p>A. Very big problem ✓</p> <p>Gold Distribution: [0.93, 0.06, 0.01, 0.0]</p> <p>Pred Distribution: [0.8304398059844971, 0.16352328658103943, 0.0033938176929950714, 0.0026431079022586346]</p>

Table 5: Cultural Alignment on Lack of Job Opportunities

Cultural Platette	Step
Question	Would you say that each of the following has done a very good, somewhat good, somewhat bad, or very bad job dealing with the coronavirus outbreak? e. The World Health Organization, or WHO A. Very good B. Somewhat good C. Somewhat bad D. Very bad E. DK/Refused
Draft	<p>African Culture perspective: From an African cultural standpoint, the World Health Organization (WHO) has made significant efforts in coordinating the global response to the coronavirus outbreak. However, there have been challenges in resource allocation and timely response, leading to a balanced view. Therefore, the most appropriate answer would be: B. Somewhat good</p> <p>American Culture perspective: In New Zealand, the World Health Organization (WHO) has been acknowledged for its role in the global response to the coronavirus outbreak. Nevertheless, some criticisms regarding bureaucratic delays and inconsistent guidelines have been raised. Thus, the most appropriate answer would be B. Somewhat good.</p> <p>Oceania Culture perspective: B. Somewhat good</p> <p>Europe Culture perspective: While the WHO has played a crucial role in managing the pandemic, there have been mixed reviews in Europe concerning the effectiveness and speed of their initiatives. Therefore, the appropriate answer is B. Somewhat good.</p> <p>Asia Culture perspective: In New Zealand, the World Health Organization (WHO) has been viewed as playing a significant role in the global response to the coronavirus outbreak. However, there are perspectives that suggest the efforts, while good, could have been more effective in certain areas. Hence, the most appropriate answer is B. Somewhat good.</p>
Regulate	Considering the diverse perspectives, the World Health Organization (WHO) has made commendable efforts in coordinating the global response to the coronavirus outbreak, but there are areas where improvements were needed. Therefore, the most appropriate answer would be: B. Somewhat good
Answer	<p>B. Somewhat good ✓</p> <p>Gold Distribution: [0.10, 0.60, 0.2, 0.05, 0.05]</p> <p>Pred Distribution: [0.16123077273368835, 0.8187974691390991, 0.009096018970012665, 0.007083986420184374, 0.00379178486764431]</p>

Table 6: Cultural Alignment on WHO's Response to Coronavirus Outbreak