

EXCLAVEFL: Providing Transparency to Federated Learning using Exclaves

Jinnan Guo
Imperial College London

Kapil Vaswani
Azure Research

Andrew Paverd
Microsoft Security
Response Center

Peter Pietzuch
Imperial College London

Abstract

In federated learning (FL), data providers jointly train a model without disclosing their training data. Despite its privacy benefits, a malicious data provider can simply deviate from the correct training protocol without being detected, thus attacking the trained model. While current solutions have explored the use of trusted execution environment (TEEs) to combat such attacks, there is a mismatch with the security needs of FL: TEEs offer confidentiality guarantees, which are unnecessary for FL and make them vulnerable to side-channel attacks, and focus on coarse-grained attestation, which does not capture the execution of FL training.

We describe EXCLAVEFL, an FL platform that achieves end-to-end transparency and integrity for detecting attacks. EXCLAVEFL achieves this by employing a new hardware security abstraction, *exclaves*, which focus on integrity-only guarantees. EXCLAVEFL uses exclaves to protect the execution of FL tasks, while generating signed statements containing fine-grained, hardware-based attestation reports of task execution at runtime. EXCLAVEFL then enables auditing using these statements to construct an attested dataflow graph and then check that the FL training jobs satisfies claims, such as the absence of attacks. Our experiments show that EXCLAVEFL introduces a less than 9% overhead while detecting a wide-range of attacks.

1 Introduction

Federated learning (FL) [38, 41, 58] is a multi-party machine learning (ML) technique that allows mutually distrustful *data providers* to train a global ML model. Data providers can contribute their data to a global model without the data ever having to leave their trust domains: they train local models using their data, and share model updates with a centralized *model owner*. The model owner aggregates the local model updates, calculates a new global model and disseminates it to the data providers, who update their local models. To ensure that no information about individual data items is disclosed, local model updates can be protected using differential privacy (DP) [26] by adding noise to updates [6, 22, 96].

FL has been shown to be a good fit for many scenarios, because it trains a global model without data providers having to relinquish control over datasets. Its use has been proposed for applications ranging from training large predictive language models on individual user input on mobile devices [33, 74], to training fraud detection models [98], while protecting transaction data belonging to competing financial institutions.

Real-world deployments of FL systems [13, 34, 77, 85], however, have been hindered by the risk of attacks that compromise data or model integrity. In scenarios in which data providers and model owners are mutually distrusting, different classes of attacks remain possible: in *data poisoning* attacks [35, 89], a data provider deliberately manipulates their training data ahead of time to force specific behaviour of the global model, such as backdoors [17]; in *model poisoning* attacks [27, 67], a malicious model owner adds bias to the global model, e.g., by excluding particular data providers [41].

We observe that the above attacks are possible, because data providers and model owners can *deviate from the correct execution of an FL training job without detection*. Instead of providing point solutions against particular attacks, our goal is therefore to design a new FL platform that offers a principled approach for mitigation against such attacks.

Our key idea is to establish partial trust between data providers and model owners by proving that some security-related properties hold. We achieve this by hosting individual FL computation tasks within an FL job in a new hardware-based environment called **exclaves**. Exclaves ensure that tasks execute with control flow and memory *integrity*, even in the presence of privileged malicious participants that exploit software or side-channel vulnerabilities. This is because exclaves implementations and applications do not rely on hardware support for protecting arbitrary secrets in memory, and instead rely either exclusively on keys managed directly by secure hardware, or application protocols such as differential privacy.

Based on the exclave abstraction, we introduce **EXCLAVEFL**, a platform for executing FL jobs with end-to-end integrity and transparency. EXCLAVEFL extends existing FL frameworks, such as NVFlare [77], with the ability to exe-

cute FL tasks within task specific exclave without requiring changes to FL job specifications or ML frameworks.

EXCLAVEFL collects task-specific attestation reports on every exclave invocation that include measurements of all code, inputs and outputs of the FL task being executed. To ensure transparency, participants can register signed statements that include attestation reports in a public and universally verifiable transparency ledger as proof that they execute tasks correctly.

For example, data providers can sign statements to prove to a model owner that the model updates lack outliers, which may otherwise indicate a poisoning attack. Conversely, model owners may show to data providers that the global model update is aggregated from all data providers’ local model without bias by the model owner.

Auditors can use signed statements from the ledger to construct a trustworthy representation of an FL training job, check for attacks such as integrity violations, poisoning and bias, and hold participants accountable for these attacks.

We implement a prototype of EXCLAVEFL using confidential computing hardware and services in Azure [78]. While exclaves are currently not supported in hardware, we use AMD SEV-SNP VMs as the base platform, because it is the closest to our exclave design. Our experiments show that EXCLAVEFL achieves strong transparency guarantees for FL workloads with a small overhead: it increases training time for compute-intensive models such as VGG9, BERT, and GPT-2 by up to 9%.

We also evaluated the security benefits of exclaves based on known recent vulnerabilities TEEs and FL frameworks. We find that a significant majority of these vulnerabilities result in violations of confidentiality. By design, these vulnerabilities do not impact exclaves.

In summary, we make the following contributions:

- (1) **Exclaves.** Based on the observation that most attacks on FL jobs are integrity violations, we propose exclaves (§3), a new hardware security primitive that ensures integrity of computation. We show how exclaves can be supported with minor extensions to the firmware of CPUs that support TEEs.
- (2) **EXCLAVEFL.** We describe a new FL platform called EXCLAVEFL (§4) that uses exclaves for end-to-end integrity of FL workloads. EXCLAVEFL generates fine-grained attestation reports for each FL task that capture measurements of all inputs and outputs.
- (3) **End-to-end transparency and accountability.** EXCLAVEFL provides transparency by enabling participants in an FL job to register signed statements containing attestation reports with a transparency ledger (§5). These signed statements can be used by any relying party to audit that the trained model meets security properties, hold participants accountable for any violations, and create model cards that can be used for various purposes, including providing regulatory compliance.

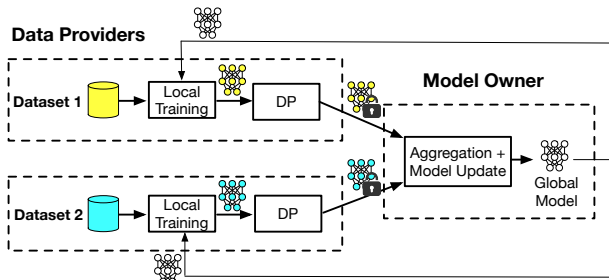


Figure 1: Overview of federated learning

(4) **Implementation and evaluation.** We have implemented a prototype of EXCLAVEFL using existing TEE hardware (§6). Our evaluation (§8) suggests that EXCLAVEFL introduces low performance overheads (up to 9% on) on real world models, and provides robust protection against strong attackers.

2 Federated Learning and Transparency

We introduce federated learning (FL) (§2.1) and its threat model (§2.2). Based on how trusted execution (§2.3) is used in FL (§2.4), we motivate end-to-end transparency in FL (§2.5).

2.1 Federated learning

FL enables model training while allowing data providers to retain control over their data. While FL applies to many scenarios, we consider the specific case of collaboration between multiple participants that wish to jointly train models using proprietary datasets, either for commercial gains, or to obtain models for their own use.

As Fig. 1 shows, a set of *data providers* perform training locally using their own datasets and periodically send updates (either gradients or models) to a *model owner*. The model owner aggregates the updates and distributes updated model versions to the providers. This process repeats for a fixed number of iterations, or until the model converges.

To strengthen privacy protection over the dataset, data providers may apply *differential privacy* (DP) [26] to hide data items from the model owner by adding random noise to the model updates. With DP-protected model updates, the honest-but-curious model owners cannot distinguish one data item from another, which guarantees the dataset’s privacy.

2.2 Threat model

In many real-world FL scenarios, a subset of participants may be adversarial, including data providers and the model owner [41]. The adversary’s goal is to compromise the trained model yet remain undetected. Adversaries can be actively malicious and do not need to follow the FL protocol.

All honest participants want to make claims about the final model, e.g., that model is in some sense “correct”. Since such claims typically cannot be made by inspecting the model itself, they must be made about the training process, e.g., that expected datasets and training code were used, no participant poisoned the model during training, etc. Thus, honest participants want to *detect* any action during the training process

that would undermine their ability to make these claims.

Recent research has shown that FL is inherently vulnerable to various attacks under this threat model:

Poisoning attacks [17, 89] can be classified as *untargeted*, which reduce overall model performance, and *targeted*, which focus on specific inputs. For example, targeted poisoning can inject *backdoors*, which modify the model’s behavior for inputs containing an adversary-defined *trigger*, e.g., to misclassify images with specific patterns of pixels.

Poisoning can be carried out differently: in *data poisoning* [89], an adversarial data provider modifies their training data, e.g., adding, removing, or editing data points, to introduce outliers, or manipulates the output of their local training process; in model poisoning [27], an adversarial model provider modifies the received model updates before aggregation, or poisons the updated model.

There are many possible mitigations: data poisoning can be mitigated using data validation and filtering [40], norm clipping [87], differential privacy [67], and participation control [89]; model poisoning can be mitigated using byzantine resilient aggregation [15], and consistency checking [29].

Fairness attacks. Model bias refers to systematic errors that lead to unfair outcomes for certain groups (e.g., gender and race), often due to data skew. In FL, avoiding model bias is challenging due to limited visibility of the global data distribution [94]. Mitigations rely on pre-processing, e.g., re-sampling, to balance distributions across data providers. Fairness constraints can also be incorporated into the learning, e.g., using regularization and adversarial debiasing [7].

The above approaches to mitigate poisoning or reduce bias require trust in one or more potentially malicious participants. For example, data filtering relies on data providers running a filtering task. Similarly, honest data providers interested in preventing model poisoning must rely on the model aggregator to use robust aggregation. However, in the FL threat model, participants can arbitrarily deviate from the protocol without being detected by other participants.

2.3 Trusted execution

One approach for enforcing that participants in FL do not deviate from their protocol is through the use of *trusted execution environments* (TEEs) [21, 79, 83]. TEEs are hardware-backed mechanism that protects code and data against privileged attackers, including malicious administrators, and compromised operating systems (OSs) and hypervisors. TEEs achieve this by *isolating* code and data using hardware and software mechanisms, such as memory encryption, access control, and integrity checks. They also support *remote attestation* for external parties to inspect and establish trust in TEEs.

Intel SGX [21] was the first practical TEE implementation with strict isolation at process granularity. It, however, suffers from limitations, including a complex programming model, incompatibilities with existing software, and high performance

overheads. Therefore, most prior research on the use of TEEs for FL has focused on addressing these limitations (see §9).

Recent CPUs from Intel, AMD and ARM support *VM-based TEEs*, which can protecting entire virtual machines (VMs) running a guest OS along with unmodified applications. Examples of VM-based TEEs are AMD SEV-SNP [83], Intel TDX [18, 97], and ARM CCA [5, 55].

TEE capabilities have also been integrated into AI accelerators, such as NVIDIA H100 GPUs [24, 32, 77] and Graphcore IPU [93]. For example, H100 GPUs support a confidential mode with a unified TEE, spanning the CPU-based TEE and the GPU. All sensitive GPU state, including GPU memory contents and configuration registers, becomes protected from external access using PCIe firewalls, and all communication between a CPU-based TEE and the GPU is encrypted and integrity-protected. These new capabilities allow FL workloads to be hosted in TEEs with low performance overheads.

2.4 TEEs in FL

Prior research proposes the use of TEEs to enhance privacy and security in FL [39, 49, 61, 65, 72]. For example, SecureFL [49] integrates SGX based TEEs with ARM TrustZone on the edge to ensure privacy of models and data; SecFL [72] adds a policy manager to enforce attestation policies agreed between all clients; CFL [31] demonstrates how to host FL frameworks in TEEs based on SEV-SNP VMs coupled with NVIDIA Confidential GPUs and train real-world models with low overheads. CFL relies on attested TLS connections to secure communication channels between TEEs.

While the use of TEEs improves security and privacy in FL, it fails to address attacks related to data/model poisoning, bias, and fairness, due to several reasons:

(1) Large TCB. In existing proposals, the entire computation run by data provider or model owner is hosted in a single, long-running TEE. This TEE generates a single *attestation*, which represents all code within the TEE in a single measurement. This includes an FL framework (e.g., NVFlare [77]), an ML framework (e.g., PyTorch [69]), a GPU software stack (CUDA, drivers), and the OS. This makes it challenging for participants and third-parties to audit such a large and evolving TCB with a complex software supply chain.

Code transparency [9, 23, 36, 62] has emerged as an approach for developing trust in large and complex software. Inspired by *certificate transparency* [50], it forces developers to be consistent, auditable, and accountable. Code transparency relies on a public, verifiable, append-only ledger in which developers register a *software bill of material* (SBOM). The SBOM states how a software component was built, e.g., , in terms of source files, commits, dependencies, etc. It then allows external auditors to inspect a component after deployment, holding developers accountable for e.g., unpatched vulnerabilities. As we explain below, while code transparency is a necessary step, it is insufficient for FL jobs, because many of its properties of interest are data dependent.

(2) Incomplete attestation. The attestation produced with the full FL job inside a TEE is also incomplete, because it lacks measurements of datasets, gradient updates, and models, reducing its usefulness for detecting data-dependent attacks, such as poisoning. For example, a data provider can arbitrarily tamper with the dataset during different rounds without changing the attestation, and such changes go undetected.

(3) Over-reliance on confidentiality. For FL jobs, the primary goal of using TEEs is to ensure *integrity*, i.e., participants must run their FL tasks correctly and not deviate from the protocol. Data confidentiality is already achieved through the decentralized training mechanisms and DP.

Existing TEE applications, however, rely on confidentiality for ensuring integrity. For example, TEE applications commonly use attested TLS connections based on keys generated and held within TEEs [31]. A compromised key (e.g., through a side-channel, such as memory access patterns or micro-architectural state [45, 47, 53, 54, 68, 82, 91, 92]) can be used to impersonate a TEE, and subsequently violate integrity.

Even TEE implementations conflate confidentiality and integrity: in Intel TDX, the integrity of remote attestation requires an attestation key held within an Intel SGX-based Trust Domain Quoting Enclave (TDQE). A compromised attestation key can be used to impersonate a TEE and obtain attestation reports with arbitrary runtime claims, violating both confidentiality and integrity; in AMD SEV-SNP, each SNP VM is provisioned with a set of VM Platform Communication Keys (VMPCs) in a special secrets page accessible to the guest VM. Guests are required to use these keys to protect communication with the Platform Security Processor (PSP), e.g., requests for attestation reports. If a VMPC is compromised, an attacker can impersonate an SNP VM and obtain attestation reports with arbitrary runtime claims.

2.5 The need for transparency

In this paper, we argue that FL must be designed with *end-to-end integrity, transparency, and accountability*. Specifically, FL training should generate trustworthy and granular *evidence* that enables any stakeholder, including external auditors, to detect attacks, such as data and model poisoning. This should hold even in the presence of adversarial participants that tamper with the training protocol and compromise TEEs using sophisticated attacks. Next, we describe how EXCLAVEFL achieves these goals using a new hardware primitive for verifiable integrity-protected execution known as an exclave.

3 Exclaves

In this section, we introduce *exclaves*, a new abstraction for ensuring the integrity of computation (§3.1), and we discuss how exclaves can be implemented in CPUs (§3.2).

3.1 Exclave abstraction

We observe that the main source of attacks in FL comes from participants behaving maliciously and deviating from

the tasks they are expected to execute. Such attacks can be mitigated if we could hold participants accountable for their executed tasks. For this, we propose a new abstraction called an *exclave*. An exclave is a special kind of VM-based TEE that ensures *integrity* of all code and data, even from privileged adversaries, including administrators with physical access, and compromised host OSs or hypervisors.

Like most TEEs, exclaves support *remote attestation* [20] based on a hardware root-of-trust (HROt) [28]. Code within an exclave can request for a signed attestation report that includes launch measurements of the VM (i.e., measurements of the VM contents at boot time) and initialization-time configuration of the VM. Exclaves also support *runtime attestation*—at any time during VM execution, exclave applications can request an attestation report that includes an arbitrary set of runtime claims. Attestation reports are signed using attestation keys rooted in device-specific keys endorsed by the hardware manufacturer. Relying parties can independently verify authenticity of exclave attestation reports using device certificate chains, and verify that the exclave is hosted on secure hardware in good state, running applications in known good state using measurements of the CPU firmware, CPU configuration, and the initial contents of the VM.

Using exclaves and their attestations reports, participants can prove that they are executing the right set of tasks with the right configurations. For example, an honest data provider may wish to prove that they execute a specific sequence of tasks that first removes bias from the dataset, e.g., using outlier detection [40], then, in each training round, uses DP training [67], and finally sends the output of the training task to the central aggregator. Similarly, a central aggregator wishes to prove that, in each round, they host aggregation tasks that correctly aggregate all gradient updates received from data providers, and sends the aggregated model to data providers.

A key difference between exclaves and VM-based TEEs is that exclaves do not provide *confidentiality*. As discussed earlier, in existing TEE implementations, integrity properties are tightly coupled with confidentiality—if TEE confidentiality is compromised (e.g., due to side channels), integrity is also compromised. However, exclaves provide integrity *without relying on confidentiality*. This makes exclaves robust against a whole class of CPU and application vulnerabilities such as side channels and memory corruption that can otherwise result in exfiltration of secrets underpinning TEE guarantees.

The lack of confidentiality has significant implications for the exclave programming model. Exclave implementations and applications must not rely on secrets such as keys in exclave memory. While this additional constraint may require redesigning some applications, we believe that the additional security benefits justify the additional effort. In the next section and §6.1, we describe how exclaves and applications like FL can be implemented without relying on secrets.

3.2 Exclave implementations

Modern server CPUs, such as AMD EPYC, can be extended easily to support exclaves as an integrity-only mode of TEEs. This mode can reuse primitives used for integrity and attestation of VM-based TEEs. On AMD CPUs [83], exclaves can utilize the PSP for exclave provisioning, isolation and integrity of VM memory using the reverse page map (RMP) tables, authenticated encryption of register state during VM enter/exit using VM specific encryption keys, and attestation using VCEK. These mechanisms rely entirely on keys generated and managed within the PSP.

An aspect of AMD SEV-SNP that requires redesign for exclaves is the use of VMPCCK keys for secure communication between the SNP VM and the PSP. We propose a different design for exclaves: on exclave creation, the PSP provisions a special *protected* page in the guest VM’s address space, accessible only by the PSP. This protected page may be resident in physical memory and reserved by the PSP during boot with MMU controlling access, or allocated within PSP memory with the IOMMU controlling access. When a guest wishes to communicate with the PSP, it can write the contents of its request to this protected page and notify the PSP through the hypervisor. The PSP can then (i) identify the requesting VM using the address of protected page passed by the hypervisor, (ii) read and validate the request, and (iii) write the response to this page. While this mechanism is less flexible than VMPCCK, it is more secure because it does not rely on confidentiality of keys in exclave memory, instead relying only on hardware capability to isolate a page from the host.

GPUs can also be extended to support exclaves as a special mode. Exclaves in GPUs can continue to rely on PCIe firewalls for isolating GPU memory, and the HRoT for attestation. However, instead of relying on authenticated encryption using keys negotiated between a trusted GPU driver and the HRoT for protecting traffic over PCIe, we require that GPUs support TEE Device Interface Secure Protocol (TDISP) [70]. When paired with a TDISP-capable CPU, the keys for authenticated encryption of PCIe traffic between the CPU and the device are managed entirely in hardware, thereby eliminating all software managed keys.

4 EXCLAVEFL Design

We describe EXCLAVEFL, a platform for executing FL workloads while ensuring end-to-end auditability and transparency of trained FL models.

Task integrity. In EXCLAVEFL, an FL training *job* is specified as a sequence of *tasks* that each participant executes in every epoch of training. Tasks can be orchestrated using an existing FL framework, but EXCLAVEFL extends the underlying FL framework to provision exclaves and execute tasks in exclaves.

Consider the simple FL workflow shown in Fig. 2. Here, there are two tasks that data providers execute: (i) a local

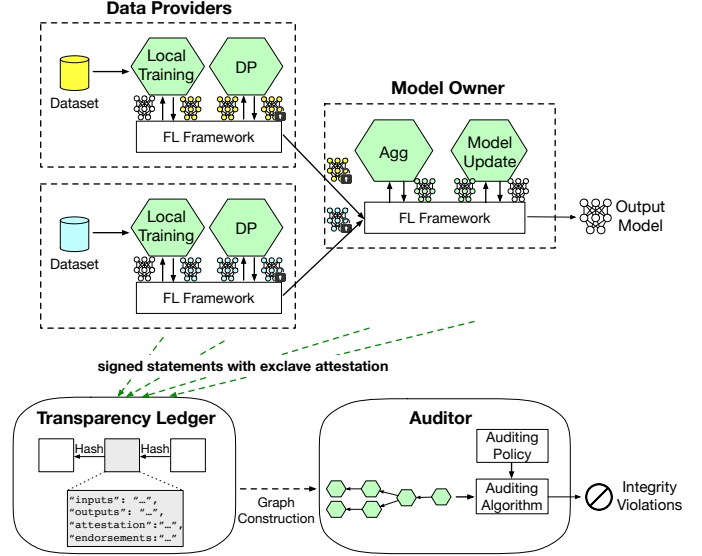


Figure 2: Design of ExclaveFL

training task that receives a global model over the network, reads the dataset from storage, and returns a local model; and (ii) a *DP task* that obtains the local model update, adds DP noise, and outputs the DP-protected local model update. The model owner executes two tasks: (iii) an *aggregation task* that gathers DP-protected local model updates and aggregates them into an aggregated model; and (iv) a *model update task* that converts the aggregated model to a global model.

EXCLAVEFL executes each of these tasks in separate exclaves. In each round, the FL framework executing within a data provider’s trust boundary receives model updates, invokes the local training exclave with the latest model, invokes the DP exclave with the locally trained model, and sends the gradient updates to the model owner. The FL framework executing in the model owner’s trust boundary waits for model updates from data providers and invokes the aggregation exclave after it has received a sufficient number of updates. It then invokes the model update exclave to obtain an aggregated model, and sends the model to the data providers for further training.

Note that the FL framework itself is untrusted—it has access to all communication between exclaves in cleartext, it can tamper with the inputs and outputs, e.g., by dropping or reordering inputs, and launch denial-of-service attacks.

Dataset commitments. In EXCLAVEFL, data providers must package training datasets as integrity-protected disk images [44]. This constructs a Merkle tree [60] whose leaf nodes represent measurements of individual blocks on the disk image. When the disk image is mounted, EXCLAVEFL checks the value read against the Merkle tree to ensure integrity. The root hash of the Merkle tree (combined with a random salt) also serves as a private and non-revocable *commitment* to the training dataset.

Task attestation. The main goal of EXCLAVEFL is fine-

```

1 {
2   "issuer": "<participant identity>",
3   "feed": "<unique model id>",
4   "key-info": "<participant key info>",
5   "signing-algorithm": "...",
6   "payload": "{
7     "attestation": "...",
8     "runtime-claims": {
9       "inputs": {},
10      "outputs": {}
11    }
12   "endorsements": "...",
13 }
14 }

```

Figure 3: Format of signed statements in EXCLAVEFL

grained auditability to capture ML training at sufficient granularity so that auditors can detect attacks, such as data and model poisoning. EXCLAVEFL achieves this by generating *attestation reports* of every instance of an FL task and using *runtime attestation* to capture all inputs and outputs of the task as runtime claims.

For example, in the local training enclave, inputs include the training dataset commitment, i.e., the training dataset’s root hash of its Merkle tree, and a measurement (SHA256 digest) of the current global model, and outputs include a measurement of the locally trained model. For the aggregation enclave, inputs are measurements of all model updates processed by the aggregation enclave in an epoch, and the output is a measurement of the aggregated model. Note that the untrusted FL framework (and hence the participants) control these inputs/outputs, e.g., deciding which inputs are aggregated. Including these measurements in attestation reports, however, enables auditors to detect various kinds of attacks.

Note that the measurement of the enclave’s VM image is extended to HRoT during enclave launch. Thus, attestation reports of an enclave automatically contain this measurement, which we refer to as the enclave’s *code measurement* that uniquely identifies an enclave’s software stack.

End-to-end transparency. To provide end-to-end auditability of trained models, the model owner can make *claims* about all aspects of the training process that resulted in a given model, starting from the used inputs and encompassing every transformation of these inputs to reach the final model. EXCLAVEFL provides evidence that allows these claims to be *verified* by a relying party, irrespective of whether they were involved in the training process. These claims can be used for various purposes, e.g., to create model cards [63] for commercial purposes or to demonstrate regulatory compliance.

Verifiable claims in EXCLAVEFL take the form of task-specific signed statements (see Fig. 3). The payload of each statement contains (i) an attestation report from the enclave; (ii) runtime claims representing all inputs and outputs of the task; and (iii) endorsements, such as certificate chains from the hardware manufacturer endorsing the TEE hardware.

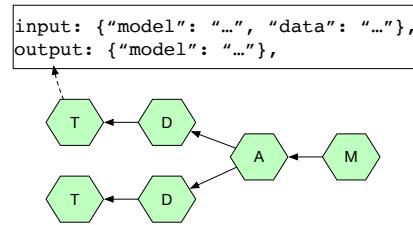


Figure 4: Example of an Attested Dataflow Graph (Edges show reverse dataflow; nodes show Training, DP, Aggregation, and Model update tasks, respectively.)

Participants sign the statement using their long-term identity (issuer) for their signing keys e.g., an X.509 certificate chain based on public key infrastructure (PKI) or DID.

Participants then register signed statements in a universally verifiable, append-only transparency *ledger*. As we show in the next section, auditors can construct a fine-grained representation of the entire computation using a copy of the ledger and detect attacks, such as a data provider changing the training dataset between rounds, or the model owner systematically leaving out model updates from specific data providers.

5 Attestation and Auditing

EXCLAVEFL uses a transparency ledger to demonstrate the absence of attacks during training and thus provide integrity assurances of the final model. For this, EXCLAVEFL constructs an *attested dataflow graph* (ADG) based on the signed statements in the ledger (§5.1). Using the ADG, EXCLAVEFL performs *auditing* to generate the required claims (§5.2).

5.1 Attested Dataflow Graph

Upon completion of the FL training, the signed statements with enclave attestation reports from all participants are collated and used to construct an directed acyclic graph, which we refer to as an *attested dataflow graph* (ADG).

A sample ADG is shown in Fig. 4. Each vertex $v \in V$ represents a single execution of an enclave and is therefore defined by the three-tuple of $(in, code, out)$, which refers to the inputs to that specific execution of the enclave, the measurement of the code run on those inputs, and the resulting outputs from that execution of the enclave. Each vertex is constructed from a single signed statement, which contains an attestation report that can be used to verify this vertex.

Each edge $e \in E$ represents the (reversed) flow of data between enclaves and points from the downstream (consumer) vertex v_1 to the upstream (producer) vertex v_2 :

$$e = \{(v_1, v_2) \mid v_1, v_2 \in V \text{ and } v_1.in \cap v_2.out \neq \emptyset\} \quad (1)$$

The edge label represents the specific data that flows between the two enclave executions. It is defined as the non-empty intersection of the outputs of v_2 and the inputs of v_1 , (since enclaves may have multiple inputs and outputs for a

Algorithm 1 Constructing an ADG

Input: Collection of vertices $v \in V'$, attestation reports $\sigma(v) \in \Sigma$

Output: ADG

```

1:  $V \leftarrow \{v \mid \text{verify\_attestation\_report}(\sigma(v)) = \text{true}\}$ 
2:  $ADG \leftarrow \{V\}$ 
3: for each  $v_1 \in V$  do
4:   for each  $\{v_2 \mid v_2 \in V \text{ and } v_2 \neq v_1\}$  do
5:     if  $v_1.in \cap v_2.out \neq \emptyset$  do
6:        $e \leftarrow (v_1, v_2)$ 
7:        $l(e) \leftarrow v_1.in \cap v_2.out$ 
8:        $ADG \leftarrow ADG \cup \{e, l(e)\}$ 

```

single execution):

$$l(v_1, v_2) = \{v_1.in \cap v_2.out\} \quad (2)$$

We therefore define the ADG as a collection of vertices V , reversed dataflow edges E , and the edge label function l :

$$ADG = (V, E, l) \quad (3)$$

Alg. 1 shows how EXCLAVEFL constructs an ADG from a collection of runtime attestation reports $\sigma(v) \in \Sigma$: for each attestation report, EXCLAVEFL first verifies the associate endorsements with the hardware manufacturer (e.g., using AMD’s Key Distribution System [42]), retrieves the corresponding public key certificate and certificate chain from the endorsements, and verifies the attestation report (line 1). If the verification succeeds, EXCLAVEFL adds the vertex to the ADG; if it fails, e.g., due to an invalid signature or other tampered information, the vertex is not added to the ADG, as shown in Fig. 5a.

EXCLAVEFL then constructs edges by iterating over all pairs of vertices.¹ If the inputs of a vertex match the outputs of another, an edge is added between the two vertices, labeled with the data flow between the exclave (lines 6–8). If the data was modified outside the exclave, e.g., by an adversary during transit, the corresponding edge in the ADG will not be created, because the respective inputs and outputs do not match, as shown in Fig. 5c.

5.2 EXCLAVEFL auditing

The constructed ADG above is a verifiable record of the steps that led to the creation of the final model. It can be audited and used to make claims about the final model. EXCLAVEFL does not prescribe the types of claims made based on the ADG, because different types of claims might be required for different use cases. In this section, we describe the possible types of claims with examples that prove the absence of attacks during training and thus provide assurance about model integrity.

Detecting dataset poisoning. A malicious data provider could add, remove, or modify entries in the dataset, which would lead to an error verifying the Merkle tree when reading

¹In practice, information from the FL job is used to ascertain which vertices *should* be connected, thus avoiding the naive iteration in Alg. 1.

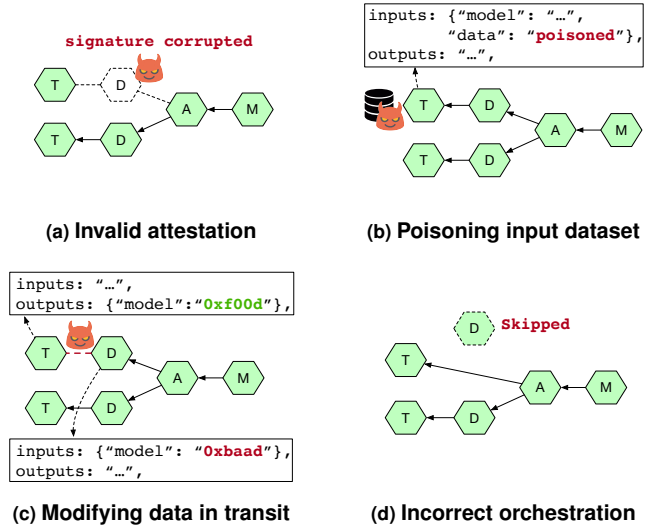


Figure 5: Variations of the ADG from Fig. 4 with violations

the data into the training exclave. The data provider could recalculate the Merkle tree for this poisoned dataset, as shown in Fig. 5b. This new data commitment, however, would be recorded as one of the inputs in the ADG. By comparing the ADG inputs against the set of expected inputs (or dataset commitments from the legitimate participants), the auditor can detect this type of dataset poisoning.

Detecting data modifications. A malicious participant could modify the data in transit, either between excaves within a participant (see Fig. 5c), or as the data is sent between participants. This would result in a mismatch between the outputs of one exclave and inputs of the next exclave, i.e., a missing edge in the ADG. Since there would be a vertex with an input but no edge, the auditor would identify this as an unintended input, indicating the existence of poisoning.

Detecting modified exclave code. Any participant could modify the code of the executed excaves before deployment. For example, a data provider could modify the training and DP excaves to skip data integrity checks, ignore some training data, inject too much noise, or modify the model updates. A model owner could modify the aggregation or model update excaves to omit certain inputs, change the aggregation algorithm, directly modify the model weights, or distribute different models to different participants. Although this would still result in an ADG with the correct edges, the modified code would be measured by the exclave and recorded as part of the runtime attestation. During auditing, the auditor would traverse the ADG and check each vertex against a list of acceptable code measurements, thus detecting any modifications.

Detecting unexpected execution order. A malicious participant could change the order of excaves or skip excaves entirely. For example, as shown in Fig. 5d, a data provider could bypass the DP exclave and send the output of the training exclave directly to the model owner to avoid the addition

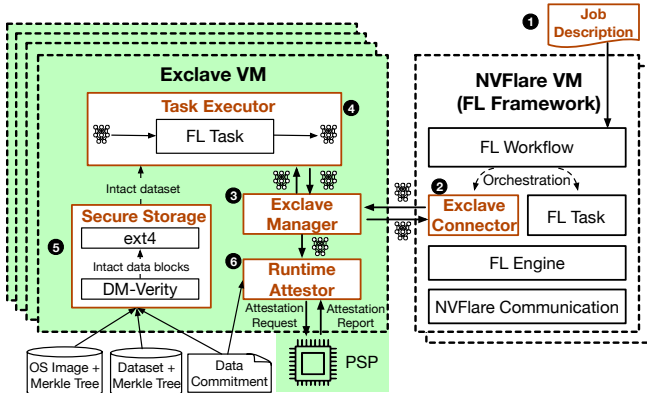


Figure 6: EXCLAVEFL implementation

of noise. Alternatively, instead of performing computation in each training round, they could resubmit the results of a previous round. Furthermore, a model owner could omit contributions from certain data owners in its communication with the aggregation exclave to introduce bias. This is more subtle than the preceding attacks, because they would still result in a complete ADG. However, the shape of the resulting ADG would differ from that of the expected ADG (i.e., missing vertices/edges, or edges that unexpectedly span multiple training rounds), which would be detected during auditing.

6 EXCLAVEFL Implementation

In this section, we first present an overview of the EXCLAVEFL implementation (§6.1); its main components (§6.2); how it implements runtime attestation (§6.3) and integrity-protected storage (§6.4).

6.1 Overview

A design goal for EXCLAVEFL is to be FL framework agnostic and support multiple existing FL frameworks for orchestrating FL jobs with minimal code changes. To achieve this, EXCLAVEFL’s adopts an orchestrator/worker model, in which an untrusted FL framework orchestrates the FL job and distributes FL tasks to exclaves.

Fig. 6 shows several components of EXCLAVEFL, and how they integrate with NVFlare [77], an FL framework from NVIDIA. EXCLAVEFL executes an FL training job as follows: first, the model owner submits an FL job description to NVFlare ①. NVFlare orchestrates the FL job according to the job description, and allocates FL tasks to the associated exclaves via the Exclave Connectors ②, EXCLAVEFL components responsible for creating and invoking exclaves. When an exclave receives a task, a EXCLAVEFL component known as the exclave manager ③ forwards the task payload (e.g., global model) to a task executor. During task execution ④, the task execution can access persistent storage via its secure storage module ⑤, which provides dm-verity based protection for on-disk data (e.g., training dataset). Upon task completion, a runtime attester ⑥ component transparently attests the dataflow of this exclave, and returns the execution

| Exclave | Task | Description |
|--------------|------------------|---------------------------|
| Training | StartTrain(...) | Receive global model |
| | GetWeight(...) | Return local model |
| DP | AddNoise(...) | Perform local DP |
| Aggregation | Accept(...) | Receive Local Models |
| | Aggregate(...) | Aggregate local models |
| Model Update | ModelUpdate(...) | Weight diff to full model |

Table 1: FL tasks deployed in exclaves

result (e.g., local model) to the FL framework.

6.2 Components

In this section, we describe a specific implementation of EXCLAVEFL using NVIDIA’s NVFlare in more detail:

FL Framework. NVFlare [77] is an open-source, distributed FL framework for orchestrating the FL jobs and providing implementations of typical FL tasks. These FL tasks implement a wide range of FL algorithms (e.g., federated averaging, federated optimization, and secure aggregation) and other algorithmic building blocks (e.g., model trainers, model aggregators, and task filters).

Tab. 1 shows a set of sample tasks used in a typical FL job. In EXCLAVEFL, *all* FL tasks that update the ML model are executed by exclaves.

Exclave Connectors are gRPC clients [37] that enable NVFlare to execute FL tasks to exclaves. Therefore, they are implemented as NVFlare tasks, making them compatible with the NVFlare API. To adopt an exclave into the FL workflow, EXCLAVEFL only needs to include the corresponding Exclave Connector in the job description file. The design using an Exclave Connector integrates EXCLAVEFL with NVFlare without requiring modifications to the NVFlare framework code.

Exclaves. To provide a hardware-based integrity guarantee for exclaves, EXCLAVEFL implements exclaves using confidential VMs (CVMs) based on AMD SEV-SNP [83]. Since exclaves execute FL tasks of the FL workflow, they must interact with FL framework to receive FL Tasks. To support such interactions, we implement exclaves as gRPC servers.

Exclave Managers expose exclave interfaces to the FL framework to support the orchestration of the FL workflow. Exclave Managers receive FL Tasks from the FL framework, deserialize the FL Task payload, and forward the payload to the Task Executor, and vice versa; they take execution results from the Task Executor and send them to the FL framework.

Task Executors inside the exclaves perform task execution. A Task Executors receives FL Tasks from the Exclave Manager, loads the necessary data/code, and executes it. For example, the Task Executor for large language model (LLM) training initializes the task execution by loading the LLM model, the training code, and the training dataset. Next, the Executor performs model training and validation as part of the FL training task. With Task Executors, EXCLAVEFL reuses specific FL task execution code from NVFlare with minimal changes.

6.3 Runtime attestation

The Runtime Attestor constructs and attests the runtime claim of exclaves. During task execution, it monitors the storage accesses and requests/responses passing through the Exclave Manager to capture exclaves' input and output data.

To provide the runtime claim with sufficient granularity, the Runtime Attestor records each data item alongside its meta-data, which includes both the intended usage (e.g., input or output) and property (e.g., model or dataset). Upon collecting a pair of input/output data, the Runtime Attestor constructs the runtime claim as a nested JSON object, in which the keys are organized hierarchically to contain both the usage and property of the data, and the value is the hash digest of the data.

The Runtime Attestor then submits a runtime attestation request, which includes an SHA256 hash digest of the runtime claim, to the PSP. The PSP creates an attestation report, which contains the above hash in the REPORT_DATA field, then signs the attestation report using the hardware-managed vcek key. Therefore, the Runtime Attestor generated fine-grained, transparent statements with hardware-signed integrity proofs.

6.4 Secure Storage with commitment

EXCLAVEFL's Secure Storage module provides integrity-preserving and verifiable persistent storage for exclaves, which is used to protect both dataset access and code access.

Dataset protection. EXCLAVEFL uses Linux *dm-verity* [44] to implement the Secure Storage module. Data providers use the *dm-verity* tool to package the dataset image with its Merkle tree measurement and employ the root hash as a *data commitment*. The generated data commitment becomes a unique measurement over the dataset, which is included by the Runtime Attestor to generate a transparent enclave statement.

While setting up the enclave, the module securely mounts the data disk, checking the expected data commitment against the Merkle tree. The dataset is then exposed as an ext4 file system. When an enclave loads data blocks from the data disk, the module checks the blocks against the Merkle tree, ensuring block-level integrity.

Code protection. The Secure Storage module also applies *dm-verity* protection to the enclave's OS image. It uses the Merkle tree root hash of the enclave image as a *code measurement*. During the enclave launch process, the PSP includes the code measurement into the HOST_DATA field of the attestation report. All reports generated by the PSP contain the code measurement. Since it uniquely identifies an enclave's software stack, it can be used by the auditor to determine whether an FL task was executed by the correct enclave.

7 Security Analysis

This section presents EXCLAVEFL's security properties with respect to implementation-level attacks, encompassing vul-

nerabilities arising from EXCLAVEFL's implementation. We analyze these in terms of the different vulnerabilities classes:

FL framework vulnerabilities. The complexity of FL frameworks inevitably gives rise to vulnerabilities. For example, in the past two years, there have been three critical severity CVEs in NVFlare [1, 2, 3], arising from insecure deserialization of untrusted data or unsafe YAML loading. By design, EXCLAVEFL's security properties only depend on the correctness of the code *within* the exclaves, presenting a significantly smaller attack surface than the full framework. Indeed, none of the known NVFlare CVEs would have affected the EXCLAVEFL exclaves in our implementation. A CVE affecting the framework *outside* the exclaves could still be used to mount protocol-level attacks, but these would be detected during auditing (see §5.2).

Side-channel attacks exploit unintended leakage of information from a TEE to break confidentiality. For example, an adversary running on the same physical host (e.g., a malicious hypervisor) could infer information based on architectural or micro-architectural effects, such as memory access patterns [30], speculative prefetching [47, 91], cryptographic side-channels [52, 53], or power consumption [56, 95].

In a typical TEE-based FL implementation, remote attestation of participants takes place during the TLS handshake [46, 90], and all further communication is assumed to originate from the attested entity. A malicious participant controlling the TEE could use side-channel attacks to extract the TLS session key, hijack the connection, and send arbitrary data from outside the TEE (e.g., poisoned model updates).

Since EXCLAVEFL only uses exclaves, the security guarantees do not rely on data confidentiality within the exclaves. The only data that must remain confidential is the enclave HRoT, i.e., the signing key for the runtime attestations. In our EXCLAVEFL implementation using AMD SEV-SNP, this is the VCEK, which is fully managed by the PSP. Since the PSP is implemented on-die with dedicated SRAM, it is physically isolated from the CPU and DRAM, making the VCEK inaccessible to the above side-channel attacks.

TEE implementation flaws. There may be security flaws in the TEE hardware or firmware implementation. For example, a TLB poisoning attack [54] exploits a security flaw in AMD SEV/SEV-ES through which a malicious hypervisor injects TLB entries to the victim process, undermining integrity; the WeSee attack [4, 81] exploits a design flaw in the handling of #VC exceptions through which a privileged attacker can inject malicious code into an AMD SEV-SNP VM.

Such attacks could undermine the integrity guarantees of exclaves. However, they appear to be less common than side-channel attacks (as discussed above) and are more easily mitigated: AMD has stated that the TLB poisoning attack does not affect SEV-SNP VMs [10]; the WeSee vulnerability resulted in a mitigation in the main Linux kernel [11].

8 Evaluation

We evaluate the performance of EXCLAVEFL to answer the following questions: (i) what is EXCLAVEFL’s end-to-end training performance compared to existing solutions? (§8.2) (ii) how does EXCLAVEFL scale with an increased number of data providers and GPUs? (§8.3) (iii) what is the performance breakdown of EXCLAVEFL? (§8.4) (iv) what overhead does EXCLAVEFL’s runtime attestation introduce? (§8.5) (v) does secure storage introduce read amplification in terms of throughput and latency? (§8.6)

8.1 Experimental setup

Testbed. We deploy confidential VMs (CVMs) on Azure. All CVMs run on AMD EPYC 7763v CPUs with SEV-SNP enabled; CVMs with GPUs have one NVIDIA H100 GPU with Hopper Confidential Computing extensions [76] enabled.

More specifically, we deploy 5 CVMs (EC4as_v5) to execute 1 model update exclave and 4 NVFlare clients; 5 CVMs (EC8as_v5) to execute 4 DP exclaves and 1 NVFlare server; and 1 CVM (EC16as_v5) as the aggregation exclave. Training exclaves are deployed on 4 CVMs with CPUs (DC32as_v5) or 4 CVMs with GPUs (NCC40ads_H100_v5). Each training exclave mounts an Azure P30 data disk, which has up to 200 MB/s of throughput and support 5,000 IOPS.

EXCLAVEFL implementation. We implement EXCLAVEFL in Python, C++, and Golang. It uses PyTorch v2.5.0 with CUDA 12.4 for the FL tasks, Azure Guest Attestation Library v1.0.2 for CVM attestation, and NVFlare v2.2.1 [77] as the FL framework.

Baselines. We compare EXCLAVEFL with the following baselines: (i) NVFlare (No security) executes the FL workflow with the NVFlare server and clients in regular VMs. Each NVFlare node runs in a VM with SEV-SNP disabled; and (ii) NVFlare (CVM) [31] hosts each NVFlare client, as well as the server, in its own monolithic CVM.

Datasets. We use 3 public datasets for EXCLAVEFL evaluation: (i) Wikitext103 [59] comprises of raw text with over 100M tokens from Wikipedia articles; (ii) NCBI-disease [25] is a disease text mining dataset with 793 fully annotated PubMed abstracts; and (iii) CIFAR10 [48] has images with 50,000 training and 10,000 testing samples. All CIFAR10 images are annotated and have a 32×32 size.

ML models. We use 6 widely-used ML models, covering three different categories: (i) decoder-only transformers—we use GPT2 [73] with 137M parameters, and a distilled version of GPT2, DistilGPT2 [80], with 88M parameters; (ii) encoder-only transformers—we employ BERT [43] with 110M parameters, and MobileBERT [88] with 25M parameters; and (iii) convolutional neural networks (CNN)—we use LeNet [51], a 5-layer CNN, and VGG9 [86], a 9-layer CNN.

8.2 End-to-end throughput

We evaluate the end-to-end performance of EXCLAVEFL in terms of throughput. We run EXCLAVEFL with 1 FL server and 4 FL clients. Each client performs model training with either a CPU or GPU CVM, depending on the workload. After each training round, FL clients use the sparse vector differential privacy technique (SVT-DP) [57] to add DP noise to the locally trained model. EXCLAVEFL runs each FL task for 10 rounds with federated averaging (FedAvg) aggregation. We measure the performance of EXCLAVEFL for our three ML categories: (i) language modeling; (ii) named-entity recognition; and (iii) image classification. Fig. 7 shows the measured end-to-end throughput.

Language modeling. In this experiment, each client has a training exclave that executes the language modeling task in a GPU CVM (40 vCPUs; 320 GB RAM; 1 NVIDIA H100 GPU). We train both GPT2 and DistilGPT2 models on the Wikitext dataset, which is grouped into sequences with a length of 1024 tokens after tokenization.

Fig. 7a shows the training throughput of the language modeling task. With DistilGPT2, EXCLAVEFL has a 5% overhead compared to the NVFlare (No security) baseline; NVFlare (CVM) has less than 1% overhead. With GPT2, when compared to NVFlare (No security), EXCLAVEFL and NVFlare (CVM) incur 9% and 3% overhead in training throughput, respectively. We observe that, in both cases, EXCLAVEFL is slower than NVFlare (CVM): in EXCLAVEFL, exclaves introduce runtime overhead due to the runtime attestations; and the distributed deployment of exclaves introduces network overhead when (de)serializing the ML model and transmitting the serialized ML model.

Named-entity recognition. Training exclaves execute in CPU CVMs (32 vCPUs; 128 GB memory). We use the MobileBERT and BERT models on the NCBI-disease dataset.

Fig. 7b shows the training throughput of the named-entity recognition task. With Mobilebert, EXCLAVEFL and NVFlare (CVM) are 7% and 6% slower than NVFlare (No security), respectively. With BERT, EXCLAVEFL has 9% overhead compared to NVFlare (No security), and NVFlare (CVM) has a 4% performance cost. We conclude that, when training MobileBERT, EXCLAVEFL has less performance impact compared to the BERT training. Since MobileBert is $4.3 \times$ smaller than BERT, it results in less network communication between exclaves in EXCLAVEFL.

Image classification. We also execute the image classification task with CPU CVMs and the same setup as before. Here, we use the LeNet and VGG9 models with the CIFAR10 dataset.

Fig. 7c shows the performance results. For VGG9 training, EXCLAVEFL and NVFlare (CVM) incur 9% and 4% overhead, respectively, when compared to NVFlare (No security). EXCLAVEFL incurs a significant overhead for LeNet training: it is 29% slower than NVFlare (No security). Although EXCLAVEFL has a low network overhead when transmitting

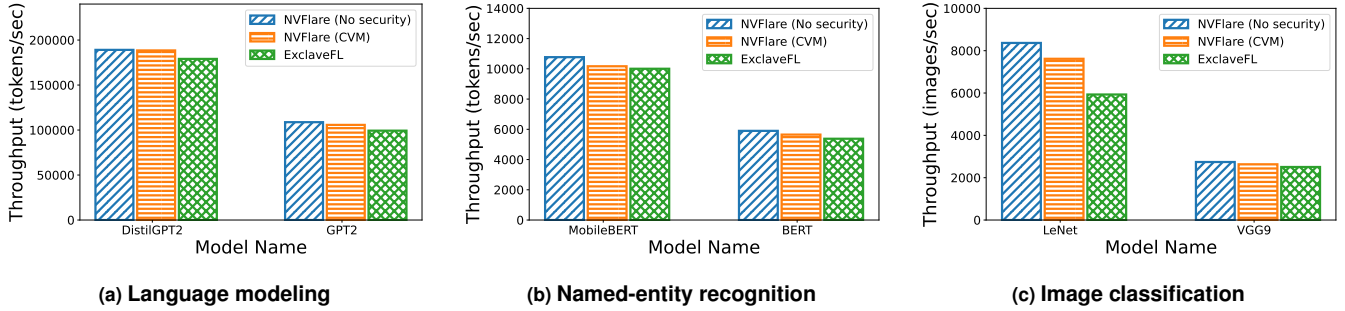


Figure 7: End-to-end training throughput

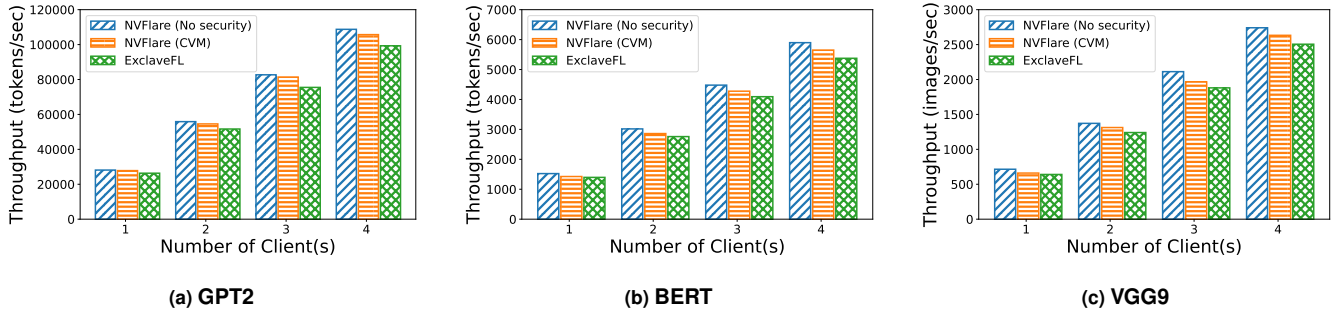


Figure 8: Throughput with different number of clients

small models, LeNet spends little time on local model training. Therefore, EXCLAVEFL’s latency overhead, although small, substantially contributes to the overall time, which impacts performance.

For moderate and large models (i.e., VGG9, MobileBERT, BERT, DistilGPT2, and GPT2), EXCLAVEFL’s overhead is less than 9% compared to NVFlare (No security), which is similar to NVFlare (CVM)’s overhead of 6%. Since local model training occupies most of the time in the FL workflow when executing FL tasks, EXCLAVEFL’s performance is insensitive to the extra latency of runtime attestation and its network overhead.

In contrast, small models (i.e., LeNet) require little training time. Here, EXCLAVEFL’s performance becomes sensitive to the runtime and I/O costs, resulting in a performance degradation.

8.3 Scalability

Next, we investigate EXCLAVEFL’s scalability. We increase the number of FL clients and measure EXCLAVEFL’s performance in terms of training throughput. Note that adding FL clients results in a corresponding increase in the degree of data parallelism. We use the same testbed settings and FL tasks as in §8.2.

First, we measure EXCLAVEFL’s scalability with the GPT2 model for language modeling (Fig. 8a). Here, we scale EXCLAVEFL from 1 to 4 clients, each with a GPU. With 3× increase in FL clients, EXCLAVEFL, NVFlare (CVM) and NVFlare (No security) have a 2.8×, 2.8×, and 2.9× performance increase, respectively.

| Model | Component | Time (s) | |
|-------|----------------------|----------|-----|
| GPT2 | Training Exclave | 8,659 | 73% |
| | DP Exclave | 1,176 | 10% |
| | Aggregation Exclave | 50 | <1% |
| | Model Update Exclave | 29 | <1% |
| | FL Framework | 1,982 | 17% |
| VGG9 | Training Exclave | 4,642 | 97% |
| | DP Exclave | 21 | <1% |
| | Aggregation Exclave | 2 | <1% |
| | Model Update Exclave | 1 | <1% |
| | FL Framework | 124 | 3% |

Table 2: Breakdown of execution time

We also consider the BERT model for named-entity recognition (Fig. 8b), and the VGG9 model for image classification (Fig. 8c). In these experiments, we increase the number of CPUs when scaling clients. With the BERT model, a 3× increase in FL clients leads to a 2.8×, 3.0×, and 2.9× increase in throughput for EXCLAVEFL, NVFlare (CVM), and NVFlare (No security), respectively. For the VGG9 model, we observe that the throughput for EXCLAVEFL, NVFlare (CVM), and NVFlare (No security) increases by 2.9×, 3.0×, and 2.8×, respectively, when we quadruple the client count.

Both results show that EXCLAVEFL scales effectively with more FL clients. Since all clients run in parallel, the runtime and I/O overheads of clients do not accumulate.

8.4 Performance breakdown

We also break down the execution time of EXCLAVEFL’s components when running an FL job from §8.2.

Tab. 2 shows the performance breakdown. With the GPT2

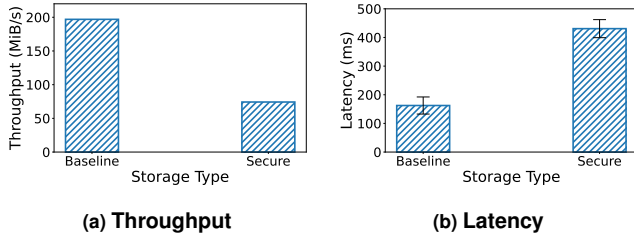


Figure 9: Read performance from secure storage

and VGG9 training tasks, the training enclave dominates execution time (97% for VGG9; 73% for GPT2). Note that GPT2 trains using GPU-deployed enclaves, while VGG9 trains with CPU enclaves. Therefore, the GPT2 training task occupies a smaller proportion of the overall time.

The time spent on execution the aggregation and model update enclaves increases linearly with the model size, because the averaging/addition operations that they perform have linear time complexity. Note that the DP enclave has a worst-case quadratic time complexity, because the SVT-DP algorithm iterates over all model parameters potentially multiple times in order to calculate the noise and exclude parameters beyond the noise threshold in the iteration. The total time spent on the DP, aggregation, and model update enclaves is less than 1% for VGG9 and up to 10% for GPT2.

The execution time for the FL framework, including the time spent on orchestration and communication, also increases linearly with the model size. Frequent communication and model serialization/deserialization makes the FL runtime the second largest contributor to EXCLAVEFL’s execution time: 17% and 3% for GPT2 and VGG9, respectively. This overhead comes from EXCLAVEFL’s orchestration of tasks that execute in enclaves: it is necessary for EXCLAVEFL to deploy enclaves in separate CVMs to achieve the fine-grained attestation of each enclave needed for its transparency guarantees.

8.5 Runtime attestation overhead

In this experiment, we measure the time cost of runtime attestation. We deploy a single CVM with 32 vCPUs and 128 GB of memory. We then generate a SHA256 digest over 1 GB of input data and include the resulting hash digest as the runtime claim of the attestation request.

On average, it takes 8 ms and 14 ms to create and sign an attestation report, respectively. Creating and signing the report has constant time complexity, because both operations take a fixed-size hash digest as input. Generating hash digests is the most time-consuming operation during runtime attestation: it takes 675 ms to calculate a SHA256 hash over the 1GB input data, and the time grows linearly with the input data size.

8.6 Secure storage overhead

Finally, we explore the performance of EXCLAVEFL’s secure storage. We mount a *dm-verity* protected disk to an Azure DC32as_v5 CVM (P30 data disk with up to 200 MB/s

and 5,000 IOPS). We then run the FIO benchmark [12], which sequentially reads data from the ext-4 file system on the secure disk. We compare against insecure storage as a baseline, which uses a standard D32as_v5 VM on an unprotected Azure P30 disk.

As we shown in Fig. 9, the sequential read throughput of the integrity-protected disk is 62% lower compared to regular storage. In terms of read latency, the secure storage module adds $1.7\times$ extra latency when reading a block from disk to memory. This is due to the cost of checking the block against the Merkle tree. The resulting read amplification impacts both throughput and latency, which adds an end-to-end performance cost to EXCLAVEFL and NVFlare (CVM).

9 Related Work

Mitigating attacks in FL. Various aggregation protocols are designed to mitigate privacy and integrity attacks in FL. Secure aggregation [16, 84] addresses FL privacy concerns when aggregators are untrusted through cryptographic means. For example, Bonawitz et al. [16] implement secure aggregation using pair-wise Diffie-Hellman key agreement and t-of-out-n Shamir’s secret sharing, whilst Sharma et al. [84] use additive secret sharing. These protocols are complementary to EXCLAVEFL because they provide the application-level confidentiality guarantees whilst EXCLAVEFL provides verifiable integrity guarantees that the correct computation has been performed. Indeed, secure aggregation protocols can be used with EXCLAVEFL to provide both privacy and integrity guarantees.

Robust aggregation [71] addresses data and model poisoning attacks in the FL training process. Tolpegin et al. [89] detect data poisoning attacks using outlier detection. EXCLAVEFL is compatible with such techniques, protecting their integrity using enclaves. To extend the protocol-level protection to model poisoning, Krum [14] and Trimmed-mean [99] are Byzantine-robust aggregation protocols for secure aggregation. While such protocols require at least the majority of data providers to be trusted, EXCLAVEFL’s integrity guarantee holds under an arbitrary amount of malicious providers.

Trusted execution for FL. Mo et al. [64] assume that both the FL server and clients are honest-but-curious. They use TEEs to prevent participants from observing model data during training, thus preventing inference or data reconstruction attacks. Messaoud et al. [61] address FL client-side privacy threats by protecting gradient updates inside TEEs. Since a subset of the model layers is prevented from gradient leakage, this mitigates against inference attacks. Both of the approaches assume a weaker honest-but-curious threat, without EXCLAVEFL’s protection against integrity attacks.

CrowdGuard [75] uses TEEs to mitigate model poisoning attacks. At each training step, data providers use TEEs to evaluate the locally-trained models of every other data provider on their own data and vote regarding poisoned model. Unlike

EXCLAVEFL, CrowdGuard assumes that the TEEs ensure confidentiality, which makes them vulnerable to side-channel attacks.

Ensuring integrity. Proof-carrying code [66] and model checking [19] can show that code complies with integrity policies by verifying properties against a specification. Since EXCLAVEFL provides transparent code artifacts with execution integrity, it can be combined with such approaches. Runtime attestation demonstrates code integrity: C-FLAT [8] and ATRIUM [100] report both instructions and control flow information in attestation reports. This is similar to EXCLAVEFL’s attestations, but EXCLAVEFL performs these at the granularity of FL data transformations.

10 Conclusions

We described EXCLAVEFL, a novel platform for executing FL jobs with end-to-end transparency. EXCLAVEFL introduces *exclaves*, a new abstraction for the execution of FL tasks with integrity, which allows it to implement fine-grained attestation of all FL tasks. Since all executed FL tasks are attested, it becomes impossible for participants to deviate from the correct execution to mount an attack without detection. Exclaves produce runtime attestation reports of their execution, which can be combined to form an attested dataflow graph (ADG), spanning the entire FL job. An auditor can use the ADG to establish end-to-end security properties of the FL job, discovering violations during execution. We showed that EXCLAVEFL can be integrated with a state-of-the-art FL framework with modest code changes, while mitigating against a wide range of attacks.

References

- [1] Cve-2022-31604. <https://nvd.nist.gov/vuln/detail/CVE-2022-31604>. Accessed: 2024-12-10.
- [2] Cve-2022-31605. <https://nvd.nist.gov/vuln/detail/CVE-2022-31605>. Accessed: 2024-12-10.
- [3] Cve-2022-34668. <https://nvd.nist.gov/vuln/detail/CVE-2022-34668>. Accessed: 2024-12-10.
- [4] Cve-2024-25742. <https://nvd.nist.gov/vuln/detail/CVE-2024-25742>. Accessed: 2024-12-10.
- [5] Arm confidential compute architecture. <https://www.arm.com/architecture/security-features/arm-confidential-compute-architecture>, 2024.
- [6] Martin Abadi, Andy Chu, Ian Goodfellow, H Brendan McMahan, Ilya Mironov, Kunal Talwar, and Li Zhang. Deep learning with differential privacy. In *Proceedings of the 2016 ACM SIGSAC conference on computer and communications security*, pages 308–318, 2016.
- [7] Annie Abay, Yi Zhou, Nathalie Baracaldo, Shashank Rajamoni, Ebube Chuba, and Heiko Ludwig. Mitigating bias in federated learning. *arXiv preprint arXiv:2012.02447*, 2020.
- [8] Tigist Abera, N. Asokan, Lucas Davi, Jan-Erik Ekberg, Thomas Nyman, Andrew Paverd, Ahmad-Reza Sadeghi, and Gene Tsudik. C-flat: Control-flow attestation for embedded systems software. In *Proceedings of the 2016 ACM SIGSAC Conference on Computer and Communications Security, CCS ’16*, page 743–754, New York, NY, USA, 2016. Association for Computing Machinery.
- [9] Mustafa Al-Bassam and Sarah Meiklejohn. Contour: A practical system for binary transparency. In *Data Privacy Management, Cryptocurrencies and Blockchain Technology*, pages 94–110, 2018.
- [10] AMD Security Bulletin. TLB Poisoning Attacks on AMD Secure Encrypted Virtualization (SEV). Technical Report AMD-SB-1023, AMD, 2021.
- [11] AMD Security Bulletin. Disrupting AMD SEV-SNP on Linux With Interrupts. Technical Report AMD-SB-3008, AMD, 2024.
- [12] Jens Axboe. Flexible I/O Tester (fio). <https://git.kernel.dk/cgit/fio/>. Accessed: 2024-12-7.
- [13] Daniel J Beutel, Taner Topal, Akhil Mathur, Xinchu Qiu, Javier Fernandez-Marques, Yan Gao, Lorenzo Sani, Kwing Hei Li, Titouan Parcollet, Pedro Porto Buarque de Gusmão, et al. Flower: A friendly federated learning research framework. *arXiv preprint arXiv:2007.14390*, 2020.
- [14] Peva Blanchard, El Mahdi El Mhamdi, Rachid Guerraoui, and Julien Stainer. Machine learning with adversaries: Byzantine tolerant gradient descent. *Advances in neural information processing systems*, 30, 2017.
- [15] Pierre Blanchard, El Mahdi El Mhamdi, Rachid Guerraoui, and Julien Stainer. Machine learning with adversaries: Byzantine tolerant gradient descent. In *Proceedings of the 31st International Conference on Neural Information Processing Systems (NeurIPS)*, pages 119–129, 2017.
- [16] Keith Bonawitz, Vladimir Ivanov, Benjamin Kreuter, Antonio Marcedone, H Brendan McMahan, Sarvar Patel, et al. Practical secure aggregation for federated learning on user-held data. In *Proceedings of the 2017 ACM SIGSAC Conference on Computer and Communications Security*, pages 1175–1191, 2017.

- [17] Xinyun Chen, Chang Liu, Bo Li, Kimberly Lu, and Dawn Song. Targeted backdoor attacks on deep learning systems using data poisoning. *arXiv preprint arXiv:1712.05526*, 2017.
- [18] Pau-Chen Cheng, Wojciech Ozga, Enriquillo Valdez, Salman Ahmed, Zhongshu Gu, Hani Jamjoom, Hubertus Franke, and James Bottomley. Intel TDX demystified: A top-down approach, 2023.
- [19] Edmund M Clarke. Model checking. In *Foundations of Software Technology and Theoretical Computer Science: 17th Conference Kharagpur, India, December 18–20, 1997 Proceedings 17*, pages 54–56. Springer, 1997.
- [20] George Coker, Joshua Guttman, Peter Loscocco, Amy Herzog, Jonathan Millen, Brian O’Hanlon, John Ramsdell, Ariel Segall, Justin Sheehy, and Brian Sniffen. Principles of remote attestation. *International Journal of Information Security*, 10:63–81, 2011.
- [21] Victor Costan. Intel sgx explained. *IACR Cryptol, EPrint Arch*, 2016.
- [22] Ittai Dayan, Holger R Roth, Aoxiao Zhong, Ahmed Harouni, Amilcare Gentili, Anas Z Abidin, Andrew Liu, Anthony Beardsworth Costa, Bradford J Wood, Chien-Sung Tsai, et al. Federated learning for predicting clinical outcomes in patients with covid-19. *Nature medicine*, 27(10):1735–1743, 2021.
- [23] Antoine Delignat-Lavaud, Cédric Fournet, Kapil Vaswani, Sylvan Clebsch, Maik Riechert, Manuel Costa, and Mark Russinovich. Why should i trust your code? *Communications of the ACM*, 67(1):68–76, 2023.
- [24] Gobikrishna Dhanuskodi, Sudeshna Guha, Vidhya Krishnan, Aruna Manjunatha, Michael O’Connor, Rob Nertney, and Phil Rogers. Creating the first confidential gpus: The team at nvidia brings confidentiality and integrity to user code and data for accelerated computing. *Queue*, 21(4):68–93, 2023.
- [25] Rezarta Islamaj Doğan, Robert Leaman, and Zhiyong Lu. Ncbi disease corpus: a resource for disease name recognition and concept normalization. *Journal of biomedical informatics*, 47:1–10, 2014.
- [26] Cynthia Dwork, Aaron Roth, et al. The algorithmic foundations of differential privacy. *Foundations and Trends® in Theoretical Computer Science*, 9(3–4):211–407, 2014.
- [27] Minghong Fang, Xiaoyu Cao, Jinyuan Jia, and Neil Gong. Local model poisoning attacks to {Byzantine-Robust} federated learning. In *29th USENIX security symposium (USENIX Security 20)*, pages 1605–1622, 2020.
- [28] Jessie Frazelle. Securing the boot process: The hardware root of trust. *Queue*, 17(6):5–21, 2019.
- [29] Edoardo Gabrielli, Dimitri Belli, Vittorio Miori, and Gabriele Tolomei. Protecting federated learning from extreme model poisoning attacks via multidimensional time series anomaly detection. *arXiv e-prints*, pages arXiv–2303, 2023.
- [30] Karan Grover, Shruti Tople, Shweta Shinde, Ranjita Bhagwan, and Ramachandran Ramjee. Privado: Practical and secure dnn inference with enclaves. *arXiv preprint arXiv:1810.00602*, 2018.
- [31] Jinnan Guo, Peter Pietzuch, Andrew Paverd, and Kapil Vaswani. Trustworthy ai using confidential federated learning. *Communications of the ACM*, 67(9):48–53, 2024.
- [32] Krishnaprasad Hande. Announcing Azure Confidential VMs with NVIDIA H100 tensor core GPUs in preview, 2023.
- [33] Andrew Hard, Kanishka Rao, Rajiv Mathews, Swaroop Ramaswamy, Françoise Beaufays, Sean Augenstein, Hubert Eichner, Chloé Kiddon, and Daniel Ramage. Federated learning for mobile keyboard prediction. *arXiv preprint arXiv:1811.03604*, 2018.
- [34] Chaoyang He, Songze Li, Jinhyun So, Xiao Zeng, Mi Zhang, Hongyi Wang, Xiaoyang Wang, Praneeth Vepakomma, Abhishek Singh, Hang Qiu, et al. Fedml: A research library and benchmark for federated machine learning. *arXiv preprint arXiv:2007.13518*, 2020.
- [35] Hai Huang, Jiaming Mu, Neil Zhenqiang Gong, Qi Li, Bin Liu, and Mingwei Xu. Data poisoning attacks to deep learning based recommender systems. *arXiv preprint arXiv:2101.02644*, 2021.
- [36] Apple Inc. Private Cloud Compute: A new frontier for AI privacy in the cloud. <https://security.apple.com/blog/private-cloud-compute/>, July 2024.
- [37] Kasun Indrasiri and Danesh Kuruppu. *gRPC: up and running: building cloud native applications with Go and Java for Docker and Kubernetes*. O’Reilly Media, 2020.
- [38] Malhar S Jere, Tyler Farnan, and Farinaz Koushanfar. A taxonomy of attacks on federated learning. *IEEE Security & Privacy*, 19(2):20–28, 2020.

- [39] Matthew A Johnson, Stavros Volos, Ken Gordon, Sean T Allen, Christoph M Wintersteiger, Sylvan Clebsch, John Starks, and Manuel Costa. Confidential container groups: Implementing confidential computing on azure container instances. *Queue*, 22(2):57–86, 2024.
- [40] Ehsanul Kabir, Zeyu Song, Md Rafi Ur Rashid, and Shagufta Mehnaz. Flshield: a validation based federated learning framework to defend against poisoning attacks. In *2024 IEEE Symposium on Security and Privacy (SP)*, pages 2572–2590. IEEE, 2024.
- [41] Peter Kairouz, H Brendan McMahan, Brendan Avent, Aurélien Bellet, Mehdi Bennis, Arjun Nitin Bhagoji, Kallista Bonawitz, Zachary Charles, Graham Cormode, Rachel Cummings, et al. Advances and open problems in federated learning. *Foundations and Trends® in Machine Learning*, 14(1–2):1–210, 2021.
- [42] David Kaplan. Hardware vm isolation in the cloud. *Communications of the ACM*, 67(1):54–59, 2023.
- [43] Jacob Devlin Ming-Wei Chang Kenton and Lee Kristina Toutanova. Bert: Pre-training of deep bidirectional transformers for language understanding. In *Proceedings of naacL-HLT*, volume 1, page 2, 2019.
- [44] Linux kernel development community. dm-verity. <https://www.kernel.org/doc/html/latest/admin-guide/device-mapper/verity.html>, 2024.
- [45] Mohammad Nasim Imtaiz Khan, Asmit De, and Swaroop Ghosh. Cache-out: Leaking cache memory using hardware trojan. *IEEE Transactions on Very Large Scale Integration (VLSI) Systems*, 28(6):1461–1470, 2020.
- [46] Thomas Knauth, Michael Steiner, Somnath Chakrabarti, Li Lei, Cedric Xing, and Mona Vij. Integrating remote attestation with transport layer security. *arXiv preprint arXiv:1801.05863*, 2018.
- [47] Paul Kocher, Jann Horn, Anders Fogh, Daniel Genkin, Daniel Gruss, Werner Haas, Mike Hamburg, Moritz Lipp, Stefan Mangard, Thomas Prescher, et al. Spectre attacks: Exploiting speculative execution. 2019.
- [48] Alex Krizhevsky, Geoffrey Hinton, et al. Learning multiple layers of features from tiny images. 2009.
- [49] Eugene Kuznetsov, Yitao Chen, and Ming Zhao. Securefl: Privacy preserving federated learning with sgx and trustzone. In *Proceedings of the Sixth ACM/IEEE Symposium on Edge Computing (SEC)*, pages 55–67, San Jose, CA, USA, 2021. ACM.
- [50] Ben Laurie. Certificate transparency. *Commun. ACM*, pages 40–46, sep 2014.
- [51] Yann LeCun, Léon Bottou, Yoshua Bengio, and Patrick Haffner. Gradient-based learning applied to document recognition. *Proceedings of the IEEE*, 86(11):2278–2324, 1998.
- [52] Mengyuan Li, Luca Wilke, Jan Wichelmann, Thomas Eisenbarth, Radu Teodorescu, and Yinqian Zhang. A systematic look at ciphertext side channels on amd sevsnp. In *2022 IEEE Symposium on Security and Privacy (SP)*, pages 337–351. IEEE, 2022.
- [53] Mengyuan Li, Yinqian Zhang, Huibo Wang, Kang Li, and Yueqiang Cheng. {CIPHERLEAKS}: Breaking constant-time cryptography on {AMD}{SEV} via the ciphertext side channel. In *30th USENIX Security Symposium (USENIX Security 21)*, pages 717–732, 2021.
- [54] Mengyuan Li, Yinqian Zhang, Huibo Wang, Kang Li, and Yueqiang Cheng. Tlb poisoning attacks on amd secure encrypted virtualization. In *Proceedings of the 37th Annual Computer Security Applications Conference*, pages 609–619, 2021.
- [55] Xupeng Li, Xuheng Li, Christoffer Dall, Ronghui Gu, Jason Nieh, Yousuf Sait, Gareth Stockwell, Mark Knight, and Charles Garcia-Tobin. Enabling realms with the arm confidential compute architecture. 2023.
- [56] Moritz Lipp, Andreas Kogler, David Oswald, Michael Schwarz, Catherine Eason, Claudio Canella, and Daniel Gruss. Platypus: Software-based power side-channel attacks on x86. In *2021 IEEE Symposium on Security and Privacy (SP)*, pages 355–371. IEEE, 2021.
- [57] Min Lyu, Dong Su, and Ninghui Li. Understanding the sparse vector technique for differential privacy. *arXiv preprint arXiv:1603.01699*, 2016.
- [58] Brendan McMahan, Eider Moore, Daniel Ramage, Seth Hampson, and Blaise Aguera y Arcas. Communication-efficient learning of deep networks from decentralized data. In *Artificial intelligence and statistics*, pages 1273–1282. PMLR, 2017.
- [59] Stephen Merity, Caiming Xiong, James Bradbury, and Richard Socher. Pointer sentinel mixture models, 2016.
- [60] Ralph C Merkle. A digital signature based on a conventional encryption function. In *Conference on the theory and application of cryptographic techniques*, pages 369–378. Springer, 1987.
- [61] Aghiles Ait Messaoud, Sonia Ben Mokhtar, Vlad Nitu, and Valerio Schiavoni. Gradsec: a tee-based scheme

- against federated learning inference attacks. In *Proceedings of the First Workshop on Systems Challenges in Reliable and Secure Federated Learning, ResilientFL '21*, page 10–12, New York, NY, USA, 2021. Association for Computing Machinery.
- [62] Microsoft. Azure AI Confidential Inferencing: Technical Deep-Dive, September 2024.
- [63] Margaret Mitchell, Simone Wu, Andrew Zaldivar, Parker Barnes, Lucy Vasserman, Ben Hutchinson, Elena Spitzer, Inioluwa Deborah Raji, and Timnit Gebru. Model cards for model reporting. In *Proceedings of the Conference on Fairness, Accountability, and Transparency*, pages 220–229. ACM, January 2019.
- [64] Fan Mo, Hamed Haddadi, Kleomenis Katevas, Eduard Marin, Diego Perino, and Nicolas Kourtellis. PPFL: Privacy-preserving federated learning with trusted execution environments. In *Proceedings of the 19th Annual International Conference on Mobile Systems, Applications, and Services*, pages 94–108. ACM, June 2021.
- [65] Arup Mondal, Yash More, Ruthu Hulikal Rooparagunath, and Debayan Gupta. Poster: Flatee: Federated learning across trusted execution environments. In *2021 IEEE European Symposium on Security and Privacy*, pages 707–709, 2021.
- [66] George C Necula. Proof-carrying code. In *Proceedings of the 24th ACM SIGPLAN-SIGACT symposium on Principles of programming languages*, pages 106–119, 1997.
- [67] Thien Duc Nguyen, Phillip Rieger, Roberta De Viti, Huili Chen, Björn B Brandenburg, Hossein Yalame, Helen Möllering, Hossein Fereidooni, Samuel Marchal, Markus Miettinen, et al. {FLAME}: Taming backdoors in federated learning. In *31st USENIX Security Symposium (USENIX Security 22)*, pages 1415–1432, 2022.
- [68] Alexander Nilsson, Pegah Nikbakht Bideh, and Joakim Brorsson. A survey of published attacks on Intel SGX. *arXiv preprint arXiv:2006.13598*, 2020.
- [69] Adam Paszke, Sam Gross, Francisco Massa, Adam Lerer, James Bradbury, Gregory Chanan, Trevor Killeen, Zeming Lin, Natalia Gimelshein, Luca Antiga, et al. Pytorch: An imperative style, high-performance deep learning library. *Advances in neural information processing systems*, 32, 2019.
- [70] PCI-SIG. TEE Device Interface Security Protocol. <https://pcisig.com/tee-device-interface-security-protocol-tdisp>, 2022.
- [71] Krishna Pillutla, Sham M Kakade, and Zaid Harchaoui. Robust aggregation for federated learning. *IEEE Transactions on Signal Processing*, 70:1142–1154, 2022.
- [72] Do Le Quoc and Christof Fetzer. Secfl: Confidential federated learning using tees. *CoRR*, abs/2110.00981, 2021.
- [73] Alec Radford, Jeff Wu, Rewon Child, David Luan, Dario Amodei, and Ilya Sutskever. Language models are unsupervised multitask learners. 2019.
- [74] Swaroop Ramaswamy, Rajiv Mathews, Kanishka Rao, and Françoise Beaufays. Federated learning for emoji prediction in a mobile keyboard. *arXiv preprint arXiv:1906.04329*, 2019.
- [75] Phillip Rieger, Torsten Krauß, Markus Miettinen, Alexandra Dmitrienko, and Ahmad-Reza Sadeghi. Close the gate: Detecting backdoored models in federated learning based on client-side deep layer output analysis, December 2022.
- [76] Rob Nertney. Confidential computing on NVIDIA hopper H100, 2023.
- [77] Holger R Roth, Yan Cheng, Yuhong Wen, Isaac Yang, Ziyue Xu, Yuan-Ting Hsieh, Kristopher Kersten, Ahmed Harouni, Can Zhao, Kevin Lu, et al. Nvidia flare: Federated learning from simulation to real-world. *arXiv preprint arXiv:2210.13291*, 2022.
- [78] Mark Russinovich, Manuel Costa, Cédric Fournet, David Chisnall, Antoine Delignat-Lavaud, Sylvan Clebsch, Kapil Vaswani, and Vikas Bhatia. Toward confidential cloud computing. *Communications of the ACM*, 64(6):54–61, 2021.
- [79] Mohamed Sabt, Mohammed Achemlal, and Abdelmadjid Bouabdallah. Trusted execution environment: What it is, and what it is not. In *2015 IEEE Trustcom/Big-DataSE/ISPA*, volume 1, pages 57–64. IEEE, 2015.
- [80] Victor Sanh, L Debut, J Chaumond, and T Wolf. Distilbert, a distilled version of bert: Smaller, faster, cheaper and lighter. *arxiv* 2019. *arXiv preprint arXiv:1910.01108*, 2019.
- [81] Benedict Schlüter, Supraja Sridhara, Andrin Bertschi, and Shweta Shinde. Wesee: Using malicious# vc interrupts to break amd sev-snp. *arXiv preprint arXiv:2404.03526*, 2024.
- [82] Michael Schwarz, Moritz Lipp, Daniel Moghimi, Jo Van Bulck, Julian Stecklina, Thomas Prescher, and Daniel Gruss. Zombieload: Cross-privilege-boundary data sampling. In *Proceedings of the 2019 ACM SIGSAC Conference on Computer and Communications Security*, pages 753–768, 2019.

- [83] AMD Sev-Snp. Strengthening vm isolation with integrity protection and more. *White Paper, January*, 53:1450–1465, 2020.
- [84] Shreya Sharma, Chaoping Xing, Yang Liu, and Yan Kang. Secure and efficient federated transfer learning. In *2019 IEEE international conference on big data (Big Data)*, pages 2569–2576. IEEE, 2019.
- [85] Santiago Silva, Andre Altmann, Boris Gutman, and Marco Lorenzi. Fed-biomed: A general open-source frontend framework for federated learning in health-care. In *Domain Adaptation and Representation Transfer, and Distributed and Collaborative Learning: Second MICCAI Workshop, DART 2020, and First MICCAI Workshop, DCL 2020, Held in Conjunction with MICCAI 2020, Lima, Peru, October 4–8, 2020, Proceedings 2*, pages 201–210. Springer, 2020.
- [86] Karen Simonyan and Andrew Zisserman. Very deep convolutional networks for large-scale image recognition. *arXiv preprint arXiv:1409.1556*, 2014.
- [87] Jiacheng Sun, Peter Kairouz, Ananda Theertha Suresh, Om Thakkar, and H Brendan McMahan. Can you really backdoor federated learning? *NeurIPS Workshop on Security in Machine Learning*, 2019.
- [88] Zhiqing Sun, Hongkun Yu, Xiaodan Song, Renjie Liu, Yiming Yang, and Denny Zhou. Mobilebert: a compact task-agnostic bert for resource-limited devices. In *Proceedings of the 58th Annual Meeting of the Association for Computational Linguistics*, pages 2158–2170, 2020.
- [89] Vale Tolpegin, Stacey Truex, Mehmet Emre Gursoy, and Ling Liu. Data poisoning attacks against federated learning systems. In *Computer Security—ESORICS 2020: 25th European Symposium on Research in Computer Security, ESORICS 2020, Guildford, UK, September 14–18, 2020, Proceedings, Part I 25*, pages 480–501. Springer, 2020.
- [90] Hannes Tschofenig, Yaron Sheffer, Paul Howard, Ionuț Mihalcea, Yogesh Deshpande, Arto Niemi, and Thomas Fossati. Using Attestation in Transport Layer Security (TLS) and Datagram Transport Layer Security (DTLS). Internet-Draft draft-fossati-tls-attestation-08, Internet Engineering Task Force, October 2024. Work in Progress.
- [91] Jo Van Bulck, Marina Minkin, Ofir Weisse, Daniel Genkin, Baris Kasikci, Frank Piessens, Mark Silberstein, Thomas F Wenisch, Yuval Yarom, and Raoul Strackx. Foreshadow: Extracting the keys to the Intel SGX kingdom with transient out-of-order execution. 2018.
- [92] Stephan Van Schaik, Alyssa Milburn, Sebastian Österlund, Pietro Frigo, Giorgi Maisuradze, Kaveh Razavi, Herbert Bos, and Cristiano Giuffrida. Ridl: Rogue in-flight data load. In *2019 IEEE Symposium on Security and Privacy (SP)*, pages 88–105. IEEE, 2019.
- [93] Kapil Vaswani, Stavros Volos, Cédric Fournet, Antonio Nino Diaz, Ken Gordon, Balaji Vembu, Sam Webster, David Chisnall, Saurabh Kulkarni, Graham Cunningham, et al. Confidential computing within an AI accelerator. In *2023 USENIX Annual Technical Conference (USENIX ATC 23)*, pages 501–518, 2023.
- [94] Sean Vucinic and Qiang Zhu. The current state and challenges of fairness in federated learning. *IEEE Access*, 11:80903–80914, 2023.
- [95] Wubing Wang, Mengyuan Li, Yinqian Zhang, and Zhiqiang Lin. Pwrleak: Exploiting power reporting interface for side-channel attacks on amd sev. In *International Conference on Detection of Intrusions and Malware, and Vulnerability Assessment*, pages 46–66. Springer, 2023.
- [96] Kang Wei, Jun Li, Ming Ding, Chuan Ma, Howard H Yang, Farhad Farokhi, Shi Jin, Tony QS Quek, and H Vincent Poor. Federated learning with differential privacy: Algorithms and performance analysis. *IEEE Transactions on Information Forensics and Security*, 15:3454–3469, 2020.
- [97] Hasini Witharana, Debapriya Chatterjee, and Prabhat Mishra. Verifying memory confidentiality and integrity of intel tdx trusted execution environments. In *2024 IEEE International Symposium on Hardware Oriented Security and Trust (HOST)*, pages 44–54, 2024.
- [98] Wensi Yang, Yuhang Zhang, Kejiang Ye, Li Li, and Cheng-Zhong Xu. Ffd: A federated learning based method for credit card fraud detection. In *Big Data–BigData 2019: 8th International Congress, Held as Part of the Services Conference Federation, SCF 2019, San Diego, CA, USA, June 25–30, 2019, Proceedings 8*, pages 18–32. Springer, 2019.
- [99] Dong Yin, Yudong Chen, Ramchandran Kannan, and Peter Bartlett. Byzantine-robust distributed learning: Towards optimal statistical rates. In *International conference on machine learning*, pages 5650–5659. Pmlr, 2018.
- [100] Shaza Zeitouni, Ghada Dessouky, Orlando Arias, Dean Sullivan, Ahmad Ibrahim, Yier Jin, and Ahmad-Reza Sadeghi. Atrium: Runtime attestation resilient under memory attacks. In *2017 IEEE/ACM International Conference on Computer-Aided Design (ICCAD)*, pages 384–391. IEEE, 2017.