

Sampling from exponential distributions in the time domain with superparamagnetic tunnel junctions

Temitayo N. Adeyeye,^{1,2} Sidra Gibeault,^{1,2} Daniel P. Lathrop,¹ Matthew W. Daniels,³ Mark D. Stiles,³ Jabez J. McClelland,³ William A. Borders,³ Jason T. Ryan,³ Philippe Talatchian,⁴ Ursula Ebels,⁴ and Advait Madhavan^{1,2}

¹*Institute for Research in Electronics and Applied Physics,
University of Maryland, College Park, MD, USA*

²*Associate, Physical Measurement Laboratory, National Institute of Standards and Technology, Gaithersburg, MD, USA*

³*Physical Measurement Laboratory, National Institute of Standards and Technology, Gaithersburg, MD, USA*

⁴*Univ. Grenoble Alpes, CEA, CNRS, Grenoble INP, SPINTEC, 38000 Grenoble, France*

Though exponential distributions are ubiquitous in statistical physics and related computational models, directly sampling them from device behavior is rarely done. The superparamagnetic tunnel junction (SMTJ), a key device in probabilistic computing, is known to naturally exhibit exponentially distributed temporal switching dynamics. To sample an exponential distribution with an SMTJ, we need to measure it in the time domain, which is challenging with traditional techniques that focus on sampling the instantaneous state of the device. In this work, we leverage a temporal encoding scheme, where information is encoded in the time at which the device switches between its resistance states. We then develop a circuit element known as a probabilistic delay cell that applies an electrical current step to an SMTJ and a temporal measurement circuit that measures the timing of the first switching event. Repeated experiments confirm that these times are exponentially distributed. Temporal processing methods then allow us to digitally compute with these exponentially distributed probabilistic delay cells. We describe how to use these circuits in a Metropolis-Hastings stepper and in a weighted random sampler, both of which are computationally intensive applications that benefit from the efficient generation of exponentially distributed random numbers.

I. INTRODUCTION

Probabilistic computing [1, 2] is a modern computing paradigm inspired by the statistical physics of interacting bodies, such as gas molecules in a box [3], metal atoms during an annealing process [4], or magnetic moments in a ferromagnetic material [5]. Various combinatorial optimization problems with real-world utility can be solved by formulating the constraints of the problem into an objective function, which is analogous to the energy landscape of a physical system [4]. The objective function mathematically describes the interactions between participating bodies in configuration space. The configuration that minimizes this objective function corresponds to the solution [4]. Probabilistic computing encodes the configuration space of such problems in probabilistic bits, also known as p -bits, each of which can take one of two binary values, 0 or 1, but do so stochastically. Probabilistic bits interact through carefully engineered electrical interactions, which implement the objective function to be minimized.

The generality of being able to write objective functions for a wide variety of problems such as prime factorization [6], reversible Boolean gates [7], circuit satisfiability [8], probabilistic inference [9], machine learning with Boltzmann machines [10], traveling salesman problems [11], optimal control [12], and many others [13] indicates the broad scope and the potential usefulness of probabilistic computers. The performance of such systems depends on the performance of its two constituent functional blocks, one that allows sampling of p -bits from application-constrained distributions and one that mediates the interaction between them. Though mod-

ern computing systems possess both of these functional units, such as on-chip physical random number generators [14, 15] and Boolean computing units, they cannot be efficiently implemented at the scale and granularity required to perform meaningful probabilistic computations for real-world applications. Some of these applications require upwards of 10^{12} random bits per second [10].

To address these challenges, recent work in the field has relied on novel device technologies to sample large quantities of random bits from device-specific distributions while using the reconfigurability and granularity of modern field programmable gate arrays (FPGAs) to implement the interaction circuits [8–10]. Though this approach is suitable for exploring application space, the ultimate goal of orders of magnitude increases in computing performance will require integrated implementations. Integrated hardware accelerators of this kind require careful co-design between various levels of the computing stack such as integration of novel device technologies in the back-end-of-the-line, efficient circuits for sampling random bits, and mapping of problems onto scalable architectures [16]. Fortunately, one novel device technology, superparamagnetic magnetic tunnel junctions, (SMTJs) [17], which has been widely used for probabilistic computing [6, 7, 18], consists of a low-barrier version of a mature, scalable, and integrable memory technology and has the potential to meet all of the aforementioned needs.

A simplified description of the magnetic tunnel junction (MTJ) device stack consists of two ferromagnetic layers separated by an insulating tunneling barrier. The resistance of the stack depends on the relative orientations of the ferromagnetic layer magnetizations: parallel

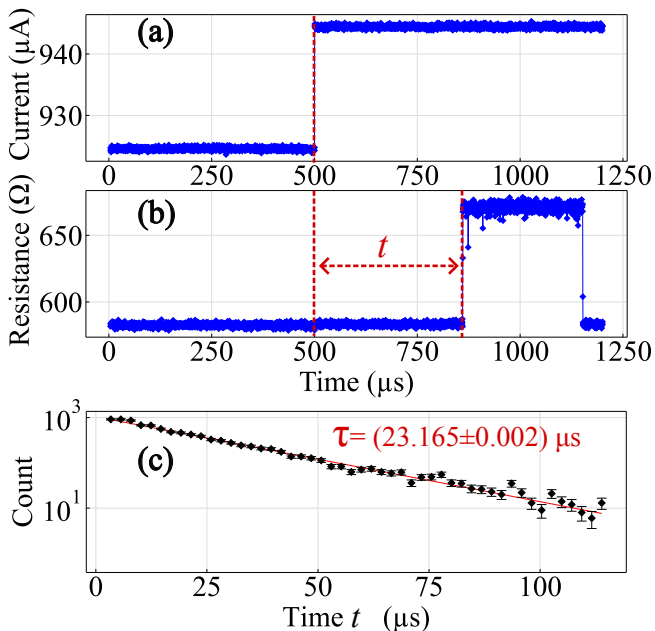


FIG. 1. Extracting temporal stochasticity with a current step: Panel (a) shows the current flowing through the device as a function of time. Initially, a low current value keeps the device in the parallel state. At a clock edge, a current step is applied across the device, putting it in the superparamagnetic state, causing a switching event after some delay as is shown in panel (b). The time taken for this switching event t is the quantity of interest, and is measured using on-board electronics. Panel (c) shows the experimentally measured exponential distribution of the times of the first arriving switch, as measured with the circuit shown in Fig. 2(a). The slope of the straight line fit to the data determines the empirical mean $\tau = \langle t \rangle$. The error bars are calculated as the square root of the number of entries in each bin. Approximately 10,000 switching events were collected for a current step with a constant amplitude and width. While the statistical uncertainties are smaller at longer times due to the reduced number of counts, they appear larger on the logarithmic scale. The reduced chi-squared statistic for the fit is $\chi^2 = 1.92$, indicating that the statistical variations provide the primary source of uncertainty in the data.

magnetizations (P) have lower resistance, and antiparallel magnetizations (AP) have higher resistance [19]. The resistance state can be measured with a small read-current and can be switched via an applied magnetic field or a larger write-current. For long-term storage (≈ 10 years), the energy barrier between states needs to be $\geq 40 kT$, where k is the Boltzmann constant and $T = 300$ K is room temperature [20, 21]. If the barrier is reduced, the retention time drops exponentially, until the device begins to exhibit random telegraph fluctuations at the millisecond or smaller time scales at room temperature [17, 22–24]. In this regime, the device is said to be in a superparamagnetic state. Small currents applied across a superparamagnetic tunnel junction (SMTJ) can both probe the stochastic device state as a voltage and also tune the mean time the device spends in each state.

Both of these properties are exploited in implementations of p -bit circuits [6, 11, 22].

Previous proposals and demonstrations of probabilistic computing systems employ the aforementioned instantaneous measurement of the SMTJ state as a source of random bits. Even though the measured voltage itself is an analog quantity that exhibits a bimodal distribution [25], the thresholded digital output voltages are very good approximations of samples from a Bernoulli distribution with probability p of getting a true outcome. By changing the current flowing through the SMTJ, the value of p can be varied. Most commonly, SMTJs are biased to their balanced state, where the probability $p \approx 0.5$ [17]. Most recent FPGA [8–10] and microprocessor-based [11] implementations use digitized versions of such SMTJs as entropy sources to seed probabilistic computations.

The dwell time statistics [25] of the random telegraph fluctuations observed in SMTJ devices reveal a computationally relevant [4, 10] yet underutilized stochastic distribution, i.e., the exponential distribution. The exponential distribution, characterized by a rate parameter, is ubiquitous in physical systems and central to any Markovian description of evolution through state space. The memoryless nature of Markovian state transitions means that the additional time spent in the current state is independent of time already spent in it. Exponential distributions are also central to any energy-based objective function description since the Boltzmann distribution that describes the occupancy of the states at equilibrium is an exponential function of their energies [26]. This property is exploited in the Metropolis-Hastings algorithm for Markov chain Monte Carlo sampling, by accepting transitions to higher energy states with a probability proportional to an exponential function of the difference in energies [4]. Exponential distributions can also be used to generate weighted random samples by selecting the argument of the smallest drawn sample from a set of exponential variates, a technique known as the “exponential clocks method” [27]. This can be used to generate arbitrarily weighted random samples, akin to rolling an arbitrarily biased n -sided die. In spite of their usefulness for probabilistic computations, sampling techniques based on the Bernoulli distribution of instantaneous states cannot extract exponential distributions from SMTJ dynamics without significant memory and computational overhead, since the exponential distributions reside in the temporal characteristics, not state distributions, of SMTJ switching events.

In this work, we leverage the memoryless property of MTJ switching and design a circuit aimed at drawing samples from an exponential distribution by measuring the temporal statistics of the first switching event of an MTJ when exposed to a current step. As shown in Fig. 1(a,b), the MTJ is first biased to be in the parallel state just outside the superparamagnetic regime (on experimentally relevant time scales). Subsequently, a current step is applied, putting the MTJ in a superparamagnetic regime where there is eventually a transition to the

antiparallel state after a probabilistic delay that depends on the magnitude of the current step. The time elapsed before this switching event occurs (shown in Fig. 1(c)) is measured with embedded electronics and is then used to demonstrate the exponential switching characteristics of this probabilistic delay cell (PDC). The experiment is repeated approximately 10,000 times for each current step to ensure good statistical evaluation of the mean dwell time. By creating switching events that are temporally encoded and drawn from an exponential distribution, we can utilize this delay cell alongside other temporal computing primitives to make Boolean decisions based on the arrival times of both deterministic and stochastic temporal signals. We extend this approach to the “exponential clocks method” and propose a circuit to draw weighted random samples from arbitrary distributions.

The rest of the paper is organized as follows. Section II describes the circuit and the experimental setup used to interrogate the device and collect data. Section III describes the statistical properties of the first switching event and its tunability with current. Section IV describes how these circuits can be used in applications such as a Metropolis-Hastings stepper and a weighted random sampler, followed by a discussion in Sec. V.

II. CIRCUIT DESIGN AND EXPERIMENTAL SETUP

A. Circuit design

The circuit shown in Fig. 2(a) performs several key functions. First, it uses a programmable current source to bias the device into an initial, parallel state. Upon receiving an external start signal (the falling edge shown in Fig. 2(b)①), the circuit applies a current step to the MTJ and subsequently measures the time before the MTJ switches to the antiparallel state. We measure this time digitally using an on-board counter and clock integrated circuit.

The details of the design are as follows. The circuit is composed of two separate paths that converge at logic circuits feeding a counter, namely the signal path and the reference path. The first stage of the signal path sets the current across the device using an operational-amplifier-based voltage-controlled current source with a fixed resistor (R_{TC}) and a programmable input voltage. The current is a linear function of the voltage and can be controlled to a precision of 0.2 μA . The input to the voltage-controlled current source comes from a function generator, which applies the precise voltages required to operate the current source, and can be triggered by an externally controlled microprocessor to enable automation.

The programmable current flows through the device, inducing random telegraph switching behavior, as illustrated in Fig. 2(b)③. The voltage is then sent to a programmable hysteresis stage for thresholding and sig-

nal conditioning. Figure 2(b)④ shows the output of the programmable hysteresis stage that produces digital voltages, enabling direct integration with other digital circuit elements. To ensure the detection of the first rising transition, a set-reset latch is incorporated. This latch maintains a high output even after the SMTJ signal reverts to the parallel state, effectively serving as an indicator of a legitimate switching event. The output of the latch is shown in Fig. 2(b)⑤.

In this configuration, the transition from the parallel to the antiparallel state results in the programmable hysteresis stage output rising from 0 to 1. The speed of the amplifier utilized in the programmable hysteresis stage is a critical specification, as it dictates the maximum switching speeds that can be accurately captured. Note that if the amplifier is too slow, it can cause short dwell times in the antiparallel state to be filtered by the circuit. This can prevent the detection of transitions to the antiparallel state that are short-lived and do not trigger the latching stage. In this work, the amplifier has a response time of 100 ns, which is faster than the clock period of 500 ns. Since the clock period determines the fastest times that can be measured, the speed of the amplifier is sufficient to capture transitions of interest. If the state switches back to the parallel state in less than a clock period, that transition would not be detected by this circuit.

The transconductance stage, the programmable hysteresis stage, and the latching stage combine to form a single unit we call the probabilistic delay cell (PDC). The remaining circuits measure this delay and convert it to a digital value.

The function generator that controls the input to the voltage-controlled current source also serves as an input to the reference path, which passes through independent threshold and logic circuits before reaching the counter to initiate the counting process. The role of the logic circuits is to define the size of the count window by enabling the counter immediately upon the occurrence of the triggering event (shown in Fig. 2(b)②) and disabling it as soon as the set-reset latch is activated. This creates an active low pulse (shown in Fig. 2(b)⑥), which has the same duration as our stochastic interval of interest. A critical design specification is to ensure that the signal path and the reference path are matched in terms of delay. This alignment is essential to prevent systematic timing errors in the count values introduced by the circuit components. Experimental measurements indicate a residual timing difference between the two paths of 625 ns, which is a little larger than the 500 ns period of the clock. This causes a systematic one-bit offset in count values generated by the counter.

The programmable input voltage enables this circuit to accommodate devices with varying current biases. The tunable resistances in the programmable hysteresis circuits provide control over threshold hysteresis, facilitating effective operation with devices exhibiting different levels of noise activity. To ensure a broad temporal mea-

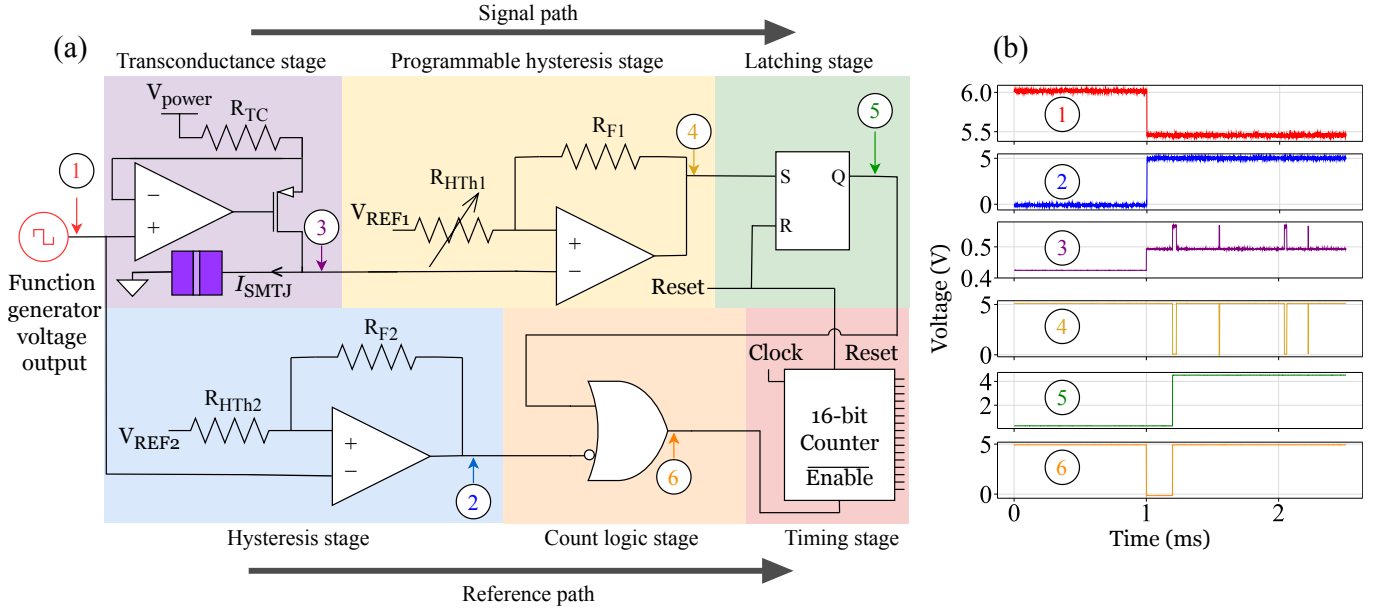


FIG. 2. Onboard timing measurement of a probabilistic delay cell: Panel (a) shows the timing measurement circuit with the signal and reference path culminating in the clocked counter. The stages that comprise the probabilistic delay cell, which latches the first arriving rising edge, are shown in the upper half of the circuit. The cell consists of a transconductance stage, which behaves as a linear voltage-controlled current source, controlled by the voltage difference between the power supply and the function generator voltage. The power supply is $V_{power} = 10\text{ V}$, and the transconductance resistor is $R_{TC} = 4.9\text{ k}\Omega$. This is followed by a programmable hysteresis stage to eliminate barrier-crossing errors. The hysteresis window is set by the ratio of the feedback resistor ($R_{F1} = 50\text{ k}\Omega$) and the digital potentiometer ($R_{HT1} = 1\text{ k}\Omega$) and the input reference voltage ($V_{REF1} = 0.54\text{ V}$). The digital output goes into a latching stage to catch and keep the first arriving rising edge. The reference path, shown in the bottom half of the circuit, consists of another noise removal hysteresis stage, with the feedback resistor $R_{F2} = 24.9\text{ k}\Omega$, threshold resistor $R_{HT2} = 100\text{ }\Omega$ and $V_{REF2} = 5.5\text{ V}$. This is followed by a set of logic gates that enable the counter when the reference edge arrives and disables it when the latch is activated. Note that this enable signal is active low and is the length of the delay that we are interested in. The circled numbers in panel (b) correspond to the nodes in panel (a), from which experimentally measured time traces are collected and shown.

surement range, two 8-bit counters are chained to create a 16-bit counter, while the clock rate can be externally adjusted over two orders of magnitude using a digital control word. All of the timing values in this paper are arrived at by multiplying the period of the clock by the value of the 16-bit counter. This circuit demonstrates an integrable approach to reading out analog temporal signals as well as an efficient approach to analog-to-digital conversion of stochastic temporal signals.

B. Experimental Setup

The experimental setup consists of the aforementioned circuit on a printed circuit board, mounted onto test fixtures on a probe station for mechanical stability. High-frequency ground-signal (GS) probes are used to make contact with the SMTJs mounted on the probe station stage. The SMTJs exhibit a magnetic easy-axis out of the plane of the device through the following material stack structure: Si base / SiO₂ / TaN / [Co(0.5)/Pt(0.2)]₆ / Ru(0.8) / [Co(0.6)/Pt(0.2)]₃ / Ta(0.2) / Co(0.9) / W(0.25) / CoFeB(1) / MgO(0.8) / CoFeB(1.4) / W(0.3) / CoFeB(0.5) / MgO(0.75) / Ta(150) / Ru(8). The num-

bers in parentheses refer to layer thicknesses in nanometers, while the numbers beside square brackets show the bilayer repetitions. These devices, circular in shape, have approximate diameters of 150 nm. They exhibit a tunneling magnetoresistance (TMR) near 120 % at room temperature and possess a resistance-area product of $10\text{ }\Omega\text{ }\mu\text{m}^2$. Breakdown of the MgO tunneling barrier has been observed in these devices at voltages around 0.7 V (corresponding to currents above roughly 1 mA).

The experiment is designed for full automation, enabled by an external trigger. The setup involves connecting the circuit board to a microcontroller, which interfaces with a computer. The process begins when the computer sends a start signal to the microcontroller, prompting it to program and trigger the function generator. The function generator then initiates the current step, setting the signals in motion through the circuit, ultimately resulting in a count value at the output pins of the 16-bit counter. The microcontroller reads this value and transmits it back to the computer, where it is decoded and stored for further analysis. This automated loop facilitates repeated sampling, allowing the experiment to be scaled and repeated as needed. Automation enables efficient data collection, facilitating robust analy-

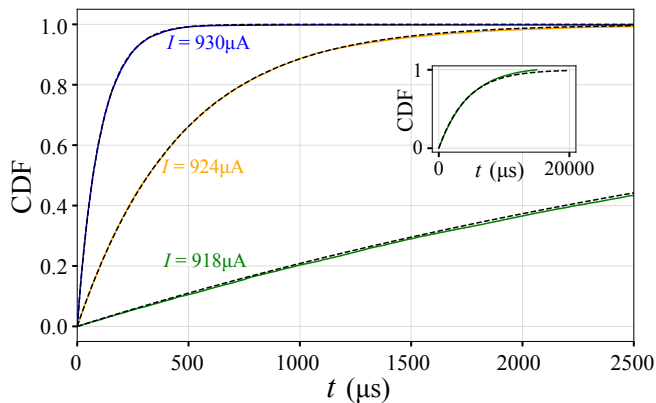


FIG. 3. Cumulative distribution function (CDF) of switching times: For three current levels (918 μA , 924 μA , 930 μA), the CDF demonstrates the tunable nature of probabilistic delay cells. Higher currents result in faster switching times, and lower currents give longer switching times, illustrating the input current control of the timing distribution of the device. The colored lines represent the data, while the dotted lines represent the theoretical fits to Eq. 1. The inset shows the same data as the lowest current level while showing the long-time behavior of the CDF. The deviation from the fit at long time scales is a result of device variability.

sis of stochastic delay elements under varying conditions.

III. PROPERTIES OF PROBABILISTIC DELAY CELLS

So long as the energy barrier for transitioning from the parallel to the antiparallel state is larger than kT , the switching behavior of the device can be modeled as Kramer’s escape problem, with the statistics of magnetization reversal being described as a Poisson process. This results in an exponential distribution of delay times between switching events, parameterized by a rate λ . The inverse of this rate is the mean switching time that characterizes the probabilistic delay cell and is denoted by τ , which can be extracted from the dwell time distribution shown in Fig. 1(c). The cumulative distribution function (CDF) of the exponential distribution that describes the behavior of the delay cell is

$$F(t) = 1 - e^{-\lambda t} \quad (1)$$

The CDF for different values of current and their fits to Eq. 1 are plotted in Fig. 3. An important characteristic of the probabilistic delay cell is its tunability, which allows for precise control over the distribution of delay times. By adjusting the amplitude of the current step applied to the device, the mean of the distribution can be adjusted with larger current steps shortening the delay times, and smaller current steps resulting in longer delay times.

The mean value of the distribution depends exponentially on the current; we plot experimental observations of this value in Fig 4. The relationship between the

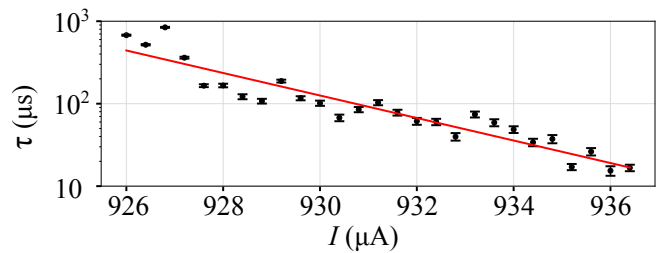


FIG. 4. Exponential dependence of mean switching times with current: The figure shows the exponential relationship between current I and mean switching time τ , as in Eq. (2). The error bars on the experimental data show single standard deviation uncertainties in the mean.

switching time and the current flowing through the device is

$$\tau_{\text{P}}(I) = \tau_0 \exp\left(-\frac{\Delta E}{kT} \left(1 + \frac{I}{I_c}\right)\right) \quad (2)$$

where $\tau_{\text{P}}(I)$ is the mean dwell time in the parallel state, τ_0 is a characteristic time, ΔE is the energy barrier, k is the Boltzmann constant, T is the temperature, I is the applied current, and I_c is the critical current. A fit to this equation is also shown in Fig 4. The wide range of delay tunability, almost two orders of magnitude, is useful when the timescale of the device operation needs to be matched with the timescale of other aspects of the circuit. Specifically, we will see this in Sec. 5, where such tunability enables crucial functionality when designing a Metropolis-Hastings stepper or a weighted random sampler.

One drawback of the devices measured in this work is that the device properties appear to drift as can be seen in the deviations from theoretical fits in Fig. 4. More than ten thousand switching events were collected at each current level to reduce the statistical uncertainty in each of the extracted values. Using those uncertainties, the reduced chi-squared statistic for the fit is $\chi^2 = 10.68$, which is significantly larger than 1, indicating that there is variation in the behavior that is not captured by the statistical uncertainty. We hence conclude that there is drift in the device behavior which was also reported with the same device stack in previous work [22]. This could be a result of device instability, Joule heating, or fluctuations in ambient conditions like temperature which causes a single current level leading to exponential distributions with slightly different rate parameters. This behavior can also distort the results when measuring curves for long mean dwell times because the measured behavior is then a combination of results with multiple exponentials. This deviation from exponential behavior could be an explanation for the deviation between the fit and the data seen in the inset of Fig. 3. Characterizing the physical origin of this drift in device properties is beyond the scope of this work.

IV. APPLICATION USE CASE

Sampling from specific distributions of interest in hardware is an important problem [28] and can benefit from acceleration as various machine learning and statistical computational models become more prevalent. In conventional digital computing systems, uniform distributions are commonly used as a general sources of randomness; Gaussian distributions are used for discrete-time simulations; and exponential distributions are used for discrete event simulations [28]. Both conventional computing systems [15, 29] as well as recently developed probabilistic computing systems [9, 10] rely on uniformly distributed (Bernoulli distributed with $p=0.5$) random bits provided by their representative hardware random number generators. Sampling from other arbitrary distributions of interest is performed using alias tables, which were proposed by Walker [30]. Alias tables, which are effectively weighted look-up tables, enable the conversion between distributions and have been implemented in graphical processing units (GPUs) [31] and FPGAs [32]. The prevalence of this operation emphasizes the potential efficiency gains from developing efficient weighted random samplers that can be used to directly sample from arbitrary distributions of interest.

The probabilistic delay cell developed in the previous section utilizes the temporal domain to natively sample exponentially distributed analog numbers directly from the device physics of SMTJs. Hence, such an approach has the potential to be more efficient than alias-table-based implementations where multiple random bits need to be sampled to generate an analog value and then processed through a look-up table to sample the distribution of choice [27]. Though carrying out a careful analysis of the tradeoffs between random number generation quality, latency, and energy efficiency is beyond the scope of this work, the technique described in this work can lead to a tradeoff space where exponentially distributed random number generation might become energy and latency-competitive with their uniformly distributed counterparts. In such a situation, temporal operators, implemented with complementary metal oxide semiconductor (CMOS) gates, can be integrated with probabilistic delay circuits to generate digital decisions based on samples from these distributions as shown in Fig. 5.

In temporal computing [33] information is encoded in the arrival time of rising edges (transitions from a low voltage to a high voltage). Decisions can be made by racing signals against one another, with the earlier arriving signals blocking the later arriving ones. The blocking operation is performed by the inhibit gate as shown in Fig. 5(a). If the inhibiting signal (represented by input B for “blocking” in Fig. 5(a)) arrives first, the signal labeled “inhibited” (represented by input I in Fig. 5(a)) gets blocked (inhibited), resulting in a 0 output. If the input signal arrives first, it passes through the inhibit gate, causing the output to rise to 1 (*i.e.* it is not inhibited). In its simplest form, an inhibit gate can be imple-

mented with a single p -type metal oxide semiconductor (PMOS) transistor [34]. When a rising edge arrives at the gate of the PMOS transistor, it turns the transistor off, closing the gate and maintaining the existing voltage level by preventing additional charge from coming in or trapped charge from leaking.

Fig. 5(b), utilizes the inhibit gate shown in Fig. 5(a) in its simplest possible configuration, with a deterministic delay cell (DDC) feeding into its blocking (B) and a probabilistic delay cell feeding into its inhibited (I) inputs respectively. This circuit operates by allowing all probabilistic samples with a value smaller than the deterministic analog delay value to pass through while blocking all edges that arrive later. Hence, this circuit implementation encodes the probability that a sample drawn from an exponential distribution has a value smaller than a fixed delay value T_D , which is the delay of the deterministic delay cell. This probability is equal to the value of the cumulative distribution function of the probabilistic delay cell at time $t = T_D$. Various CMOS implementations of deterministic delay cells have been proposed in the literature [35–38].

This circuit has a few potential uses. One is to generate uniform random bits. For this application, the median time of the probabilistic delay cell can be determined by evaluating the inverse CDF at $1/2$. Half of the events occur before $\tau \ln(2)$, while the other half of the events occur after. Setting the delay of the deterministic delay cell T_D equal to this value in the circuit shown in Fig. 5(b), causes the inhibit gate to block the output of the probabilistic delay cell with a probability of $1/2$. By choosing $T_D = -\tau \ln(1-p)$, one can bias the distribution to have probability p instead of $1/2$.

Such a probabilistic delay circuit can be used in a temporal version of probabilistic computing applications. One example is a stochastic search using a Markov chain Monte Carlo sampler with Metropolis-Hastings transition rules. This approach attempts to generate a thermal distribution of states by stepping through configuration space with probabilities that depend on the energy change due to the step compared to the temperature of the simulation. In the simplest serial version of such an approach, the configuration space is searched by randomly flipping spins and evaluating the change in energy (ΔE_i) due to a single spin flip indexed by i . If this value is negative, then the flip is accepted, but if the value is positive, the flip is accepted with probability equal to the ratio of the proposed and original Boltzmann-distributed probabilities. This approach is common in large statistical simulations [4, 8] and can benefit from the acceleration provided by the circuits described in Fig. 5(b).

As shown in Fig. 5(b), two temporal signals are input to the circuit with values $t_0 + \Delta t$ and $t_0 + \Delta E_i/\varpi$, where ϖ is some characteristic power that controls the granularity of the embedding into the temporal domain, and Δt is an exponentially distributed random variable with rate parameter $\varpi\beta$. The $\Delta E_i/\varpi$ value is encoded in the deterministic delay cell while the $\Delta t = \varpi\beta$ is encoded

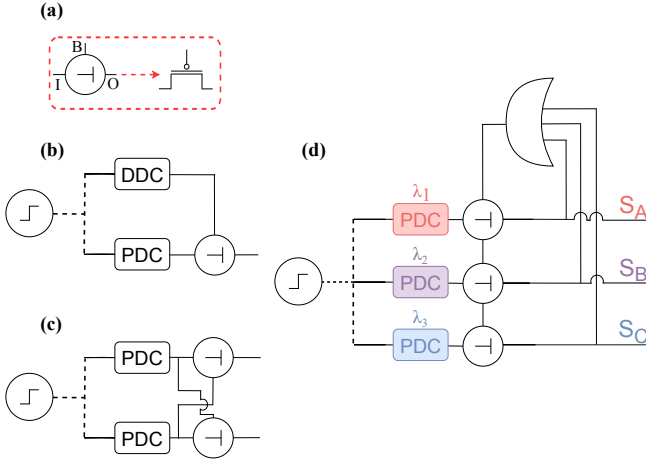


FIG. 5. Probabilistic sampling with temporal circuits: Panel (a) shows an inhibit gate, a primitive of temporal computing that can be used to block rising edge inputs from propagating through them, based on the relative arrival time between two input signals. Input I is the inhibited input, while input B is the blocking input. If input B arrives first, input I is blocked, and output O remains fixed at 0. If input I arrives first, it is allowed to pass through, causing output O to rise to 1. Panel (a) also shows a single transistor implementation of the inhibit gate from [34]. Panel (b) shows the simplest version of a circuit that can make Boolean decisions based on a temporal sample from an exponential distribution. A deterministic delay cell (DDC) and a probabilistic delay cell (PDC) are fed into the B (for blocking) and I (for inhibited) inputs of the inhibit gate, shown in panel (b). The output (O) transitions to a Boolean true value if the probabilistic delay cell fires earlier than a deterministic delay value. Panel (c) extends the notion in panel (b) with two cross-coupled probabilistic delay cells that inhibit each other based on the first arriving probabilistic event. This can be used to generate a biased coin flip when the rates of the two probabilistic delay cells are different from each other. Panel (d) extends the two-input circuit from panel (c) into an n -input version, where the OR gate selects the first arriving input and blocks the other inputs such that only the first arriving signal makes it to its output. The final one-hot word, determined by the wire (one of S_A, S_B, S_C) that transitioned to 1, encodes the result of the random draw. The probability that output j fires first is described by equation 4.

in the probabilistic delay cell. The deterministic signal then uses the circuit in Fig. 5(b) to inhibit the stochastic signal; that is, if $t_0 + \Delta E_i / \varpi < t_0 + \Delta t$, the output of the inhibit (\neg) gate will be set to Boolean false; otherwise, it will be Boolean true. The probability that the inhibit gate outputs false is

$$P(\Delta t < \Delta E_i / \varpi) = 1 - \exp[-\Theta(\beta \Delta E_i)], \quad (3)$$

from the cumulative distribution describing the Δt , where Θ is the Heaviside theta function; this step function appears because the probability that $\Delta t < 0$ is zero. We then invert this Boolean output to produce a final Boolean value which is true with probability $e^{-\Theta(\beta \Delta E_i)}$. The value of this random bit tells us pre-

cisely whether or not to accept the proposed transition under the Metropolis-Hastings algorithm. In the case of an Ising model, we could use this signal directly to update a stored Boolean value of some associated spin s_i . We leave the details of constructing ΔE and coupling spins into an Ising machine for future work.

Sampling from exponential distributions forms a key building block of a more general kind of sampling from arbitrary distributions, known as weighted random sampling. Weighted random sampling involves picking from a discrete set of items indexed by j , with a weight w_j . This fundamental computational task has a wide variety of applications in various fields, such as machine learning [39], statistical simulation [27], and database systems [40, 41]. Conventionally, these methods rely on uniform random samplers and use algorithmic methods to generate weighted samples. In this work, we rely on the principle of the “exponential alarm clocks” method in order to generate weighted random samples with probabilistic delay cells and temporal computing primitives.

The exponential clocks method described in [27] asks: given n alarm clocks with various rate parameters λ_j , what is the probability P_j that the j^{th} clock will ring first? The solution is given by

$$P_j = \frac{\lambda_j}{\lambda_1 + \lambda_2 + \dots + \lambda_n}. \quad (4)$$

Such a scheme can be naturally implemented with temporal operators and exponentially distributed probabilistic delay cells with tunable rates. The simplest case is $n = 2$, as shown in figure 5(c), with two probabilistic delay cells feeding into two cross-coupled inhibit gates. The first-arriving of the two delay signals reaches the output before the other signal, similar to the previous case, and blocks the other one from reaching the output. The output that transitions to a Boolean true is the current sampled index.

This can be scaled up to n elements, as shown in Fig. 5(d), by using an OR gate to select the first arriving input signals. The output of the OR gate feeds the inhibiting inputs (input B) of all of the signals, allowing only the first arriving signal to pass through, while effectively blocking all other signals from reaching the output. The output that transitions to a Boolean true represents the index of the sampled element. This is equivalent to rolling an n -sided die with arbitrary (but normalized) probabilities for each side, where the biases are dictated by the ratio of the rate parameters of the different SMTJs as shown in equation 4. Note that since the rate parameters in Eq. (4) are themselves exponential functions of the current, current-addressing the devices gives direct access to a Boltzmann distribution $P(j) \propto e^{-I_j / I_\beta}$ where I_β is a characteristic current.

V. DISCUSSION

In this work, we demonstrate how concepts from temporal computing and probabilistic computing literature can reinforce each other, resulting in techniques that can benefit both computing paradigms. First, we use the flagship device technology of probabilistic computing, namely the superparamagnetic MTJ, to create a novel primitive for temporal computing: the probabilistic delay cell with tunable mean delay τ , or equivalently, the rate parameter λ . Conventionally, only deterministic delay cells have been used in temporal computing, limiting the ability of temporal systems to perform probabilistic computations. Replacing the delay element in temporal memories as described in [42] with a probabilistic delay cell opens up an array of statistical operations that could not be previously implemented in the temporal domain. Such operations are particularly useful in the context of energy-efficient architectures for machine learning operations such as convolution [43], matrix multiplication [36, 44], median filtering [35] and others.

We also show how using the time domain for sensing and computation allows for the sampling of programmable exponential distributions, which are common to energy-based probabilistic models of computing. Though the exponential dwell time distributions of SMTJ devices are well understood and often used in the characterization of device properties [23, 24, 45], they have not been directly used in sampling or computation. The temporal information [33] representation coupled with simple CMOS primitives allow readout and energy-efficient translation of exponentially distributed probabilistic delay times into digital values. These values can be used to flip spins in an Ising machine [18] or change the neuron state in a Boltzmann machine [10], both of which can utilize exponential distributions to set their state acceptance probabilities.

The exponential behavior that results from barrier crossing, such as the one proposed in this work, is also seen in other device technologies. Single-photon-avalanche-diode (SPAD)-based circuits, which also generate Poissonian event statistics derived from statistics of photon arrival times, have been recently proposed as another CMOS compatible technology to solve Ising and Potts models [46]. These circuits have also been used with a clock period tuned to the median time of switching events to generate uniform random numbers in a temporal way, similar to the approach presented in this work [47]. Metal oxide memristors, another back-end-of-the-line compatible technology, also exhibit random tele-

graph noise in their high resistance state [48, 49]. This is attributed to the redistribution of oxygen vacancies in the device, which can also be used as another source of generating exponentially distributed switching events, but lacks the advantage of current tunability.

Finally, some energetic considerations remain regarding the integrability and efficiency of circuits presented in this work. In the composite circuit described in Fig. 2(a), all subcircuits can be efficiently incorporated into integrated implementations except for the timing measurement circuits, which will incur significant energy costs [33] if repeatedly instantiated with each delay cell. It has been previously shown that the energy cost of such timing measurements can be amortized by using them only at the final stages of a temporal computation [35, 37]. On the other hand, the functionality provided by the transconductance and hysteresis stages on a printed circuit board can be efficiently performed by more compact integrated implementations. The voltage-controlled current source, shown in Fig. 2(a), can be replaced by a self-resetting cascode stage [50]. The cascode stage can provide the functionality of the current source, while the self-resetting design of the circuit allows for the current to be stopped as soon as the SR latch switches to a high state, hence further reducing static power consumption. Similarly, complementary metal oxide semiconductor (CMOS) hysteresis comparators (also known as Schmitt triggers [51]) and latches are relatively cheap to implement, requiring only a handful of transistors. In this way, the circuits described in this work pave the way for integrated implementations of hybrid-probabilistic-temporal computers.

ACKNOWLEDGEMENTS

TA, SG, DPL, and AM acknowledge support under National Science Foundation grant No. CCF-CISE-ANR-FET-2121957. AM acknowledges support under the National Institute of Standards and Technology Cooperative Research Agreement Award No. 70NANB14H209 through the University of Maryland. PT and UE acknowledge support under the Agence Nationale de la Recherche StochNet Project award No. ANR-21-CE94-0002-01. The authors acknowledge J. Langer and J. Wrona from Singulus Technologies for the MTJ stack deposition and N. Lamard, R. Sousa, L. Prejbeanu, and the Upstream Technological platform PTA, Grenoble, France for the device nanofabrication. The authors thank A. Hakam, B. Zink, and B. Rippard for helpful discussion and feedback.

[1] S. Chowdhury, A. Grimaldi, N. A. Aadit, S. Niazi, M. Mohseni, S. Kanai, H. Ohno, S. Fukami, L. Theogarajan, G. Finocchio, *et al.*, A full-stack view of probabilistic

computing with p-bits: devices, architectures, and algorithms, *IEEE Journal on Exploratory Solid-State Computational Devices and Circuits* **9**, 1 (2023).

- [2] S. Misra, L. C. Bland, S. G. Cardwell, J. A. C. Incorvia, C. D. James, A. D. Kent, C. D. Schuman, J. D. Smith, and J. B. Aimone, Probabilistic neural computing with stochastic devices, *Advanced Materials* **35**, 2204569 (2023).
- [3] K. Y. Camsari, Probabilistic computing with p-bits: Optimization, machine learning and quantum simulation, in *2024 IEEE International Magnetic Conference-Short papers (INTERMAG Short papers)* (IEEE, 2024) pp. 1–2.
- [4] S. Kirkpatrick, C. D. Gelatt Jr, and M. P. Vecchi, Optimization by simulated annealing, *science* **220**, 671 (1983).
- [5] B. A. Cipra, An introduction to the Ising model, *The American Mathematical Monthly* **94**, 937 (1987).
- [6] W. A. Borders, A. Z. Pervaiz, S. Fukami, K. Y. Camsari, H. Ohno, and S. Datta, Integer factorization using stochastic magnetic tunnel junctions, *Nature* **573**, 390 (2019).
- [7] K. Y. Camsari, R. Faria, B. M. Sutton, and S. Datta, Stochastic p-bits for invertible logic, *Physical Review X* **7**, 031014 (2017).
- [8] N. A. Aadit, A. Grimaldi, M. Carpentieri, L. Theogarajan, J. M. Martinis, G. Finocchio, and K. Y. Camsari, Massively parallel probabilistic computing with sparse Ising machines, *Nature Electronics* **5**, 460 (2022).
- [9] N. S. Singh, K. Kobayashi, Q. Cao, K. Selcuk, T. Hu, S. Niazi, N. A. Aadit, S. Kanai, H. Ohno, S. Fukami, *et al.*, CMOS plus stochastic nanomagnets enabling heterogeneous computers for probabilistic inference and learning, *Nature Communications* **15**, 2685 (2024).
- [10] S. Niazi, S. Chowdhury, N. A. Aadit, M. Mohseni, Y. Qin, and K. Y. Camsari, Training deep Boltzmann networks with sparse Ising machines, *Nature Electronics*, 1 (2024).
- [11] J. Si, S. Yang, Y. Cen, J. Chen, Z. Yao, D.-J. Kim, K. Cai, J. Yoo, X. Fong, and H. Yang, Energy-efficient superparamagnetic Ising machine and its application to traveling salesman problems, *arXiv preprint arXiv:2306.11572* (2023).
- [12] J. Hespanha and K. Camsari, Markov chain Monte Carlo for koopman-based optimal control, *IEEE Control Systems Letters* (2024).
- [13] A. Lucas, Ising formulations of many np problems, *Frontiers in Physics* **2**, 5 (2014).
- [14] M. Hamburg, P. Kocher, and M. E. Marson, Analysis of intel’s ivy bridge digital random number generator, Online: http://www.cryptography.com/public/pdf/Intel_TRN_G-Report_20120312.pdf (2012).
- [15] NVIDIA Hardware TRNG trusted application api, <https://docs.nvidia.com/jetson/archives/r35.1/DeveloperGuide/text/SD/Security/OpTee.html?#hwkey-agent-trusted-application> (2024), accessed: 2024-11-12.
- [16] W. Wan, R. Kubendran, C. Schaefer, S. B. Eryilmaz, W. Zhang, D. Wu, S. Deiss, P. Raina, H. Qian, B. Gao, *et al.*, A compute-in-memory chip based on resistive random-access memory, *Nature* **608**, 504 (2022).
- [17] D. Vodenicarevic, N. Locatelli, A. Mizrahi, J. S. Friedman, A. F. Vincent, M. Romera, A. Fukushima, K. Yakushiji, H. Kubota, S. Yuasa, S. Tiwari, J. Grollier, and D. Querlioz, Low-energy truly random number generation with superparamagnetic tunnel junctions for unconventional computing, *Physical Review Applied* **8**, 054045 (2017).
- [18] N. A. Aadit, A. Grimaldi, M. Carpentieri, L. Theogarajan, G. Finocchio, and K. Y. Camsari, Computing with invertible logic: Combinatorial optimization with probabilistic bits, in *2021 IEEE International Electron Devices Meeting (IEDM)* (IEEE, 2021) pp. 40–3.
- [19] M. D. Stiles and A. Zangwill, Anatomy of spin-transfer torque, *Physical Review B* **66**, 014407 (2002).
- [20] K. Lee, J. Bak, Y. Kim, C. Kim, A. Antonyan, D. Chang, S. Hwang, G. Lee, N. Ji, W. Kim, *et al.*, 1gbit high density embedded STT-MRAM in 28nm fdsoi technology, in *2019 IEEE International Electron Devices Meeting (IEDM)* (IEEE, 2019) pp. 2–2.
- [21] D. C. Worledge, Spin-transfer-torque MRAM: the next revolution in memory, in *2022 IEEE international memory workshop (IMW)* (IEEE, 2022) pp. 1–4.
- [22] S. Gibeault, T. N. Adeyeye, L. A. Pocher, D. P. Lathrop, M. W. Daniels, M. D. Stiles, J. J. McClelland, W. A. Borders, J. T. Ryan, P. Talatchian, *et al.*, Programmable electrical coupling between stochastic magnetic tunnel junctions, *Physical Review Applied* **21**, 034064 (2024).
- [23] L. Schnitzspan, M. Kläui, and G. Jakob, Nanosecond true random number generation with superparamagnetic tunnel junctions—identification of joule heating and spin-transfer-torque effects, *arXiv preprint arXiv:2301.05694* (2023).
- [24] W. Borders, H. Ohno, and S. Fukami, Nanosecond random telegraph noise in in-plane magnetic tunnel junctions, *Physical review letters* **126**, 117202 (2021).
- [25] P. Talatchian, M. W. Daniels, A. Madhavan, M. R. Puffall, E. Jué, W. H. Rippard, J. J. McClelland, and M. D. Stiles, Mutual control of stochastic switching for two electrically coupled superparamagnetic tunnel junctions, *Physical Review B* **104**, 054427 (2021).
- [26] C. Kittel and H. Kroemer, *Thermal physics* (Macmillan, 1980).
- [27] L. Hübschle-Schneider and P. Sanders, Parallel weighted random sampling, *ACM Transactions on Mathematical Software (TOMS)* **48**, 1 (2022).
- [28] D. B. Thomas, L. Howes, and W. Luk, A comparison of cpus, gpus, fpgas, and massively parallel processor arrays for random number generation, in *Proceedings of the ACM/SIGDA international symposium on Field programmable gate arrays* (2009) pp. 63–72.
- [29] B. Jun and P. Kocher, *The Intel random number generator*, Tech. Rep. (Intel Corporation, 1999).
- [30] A. J. Walker, An efficient method for generating discrete random variables with general distributions, *ACM Transactions on Mathematical Software (TOMS)* **3**, 253 (1977).
- [31] P. Wang, C. Li, J. Wang, T. Wang, L. Zhang, J. Leng, Q. Chen, and M. Guo, Skywalker: Efficient alias-method-based graph sampling and random walk on gpus, in *2021 30th International Conference on Parallel Architectures and Compilation Techniques (PACT)* (IEEE, 2021) pp. 304–317.
- [32] D. B. Thomas and W. Luk, Sampling from the exponential distribution using independent bernoulli variates, in *2008 International Conference on Field Programmable Logic and Applications* (IEEE, 2008) pp. 239–244.
- [33] A. Madhavan, T. Sherwood, and D. Strukov, Race logic: a hardware acceleration for dynamic programming algorithms, *SIGARCH Comput. Archit. News* **42**, 517–528 (2014).

- [34] G. Tzimpragos, A. Madhavan, D. Vasudevan, D. Strukov, and T. Sherwood, Boosted race trees for low energy classification, in *Proceedings of the Twenty-Fourth International Conference on Architectural Support for Programming Languages and Operating Systems* (2019) pp. 215–228.
- [35] Z. Chen and J. Gu, A time-domain computing accelerated image recognition processor with efficient time encoding and non-linear logic operation, *IEEE Journal of Solid-State Circuits* **54**, 3226 (2019).
- [36] A. Sayal, S. T. Nibhanupudi, S. Fathima, and J. P. Kulkarini, A 12.08-tops/w all-digital time-domain cnn engine using bi-directional memory delay lines for energy efficient edge computing, *IEEE Journal of Solid-State Circuits* **55**, 60 (2019).
- [37] A. Madhavan, T. Sherwood, and D. Strukov, A 4-mm² 180-nm-CMOS 15-giga-cell-updates-per-second dna sequence alignment engine based on asynchronous race conditions, in *2017 IEEE Custom Integrated Circuits Conference (CICC)* (IEEE, 2017) pp. 1–4.
- [38] K. Kim, W. Yu, and S. Cho, A 9 bit, 1.12 ps resolution 2.5 b/stage pipelined time-to-digital converter in 65 nm CMOS using time-register, *IEEE Journal of Solid-State Circuits* **49**, 1007 (2014).
- [39] J. Byrd and Z. Lipton, What is the effect of importance weighting in deep learning?, in *International conference on machine learning* (PMLR, 2019) pp. 872–881.
- [40] M. Kurant, M. Gjoka, C. T. Butts, and A. Markopoulou, Walking on a graph with a magnifying glass: stratified sampling via weighted random walks, in *Proceedings of the ACM SIGMETRICS joint international conference on Measurement and modeling of computer systems* (2011) pp. 281–292.
- [41] Z. Kalal, J. Matas, and K. Mikolajczyk, Weighted sampling for large-scale boosting., in *BMVC*, Vol. 2 (2008) p. 5.
- [42] A. Madhavan, M. W. Daniels, and M. D. Stiles, Temporal state machines: Using temporal memory to stitch time-based graph computations, *J. Emerg. Technol. Comput. Syst.* **17**, 10.1145/3451214 (2021).
- [43] R. Gretsch, P. Song, A. Madhavan, J. Lau, and T. Sherwood, Energy efficient convolutions with temporal arithmetic, in *Proceedings of the 29th ACM International Conference on Architectural Support for Programming Languages and Operating Systems, Volume 2*, ASPLOS '24 (Association for Computing Machinery, New York, NY, USA, 2024) p. 354–368.
- [44] H. Nair, J. P. Shen, and J. E. Smith, A microarchitecture implementation framework for online learning with temporal neural networks, in *2021 IEEE Computer Society Annual Symposium on VLSI (ISVLSI)* (IEEE, 2021) pp. 266–271.
- [45] J. Kaiser, W. A. Borders, K. Y. Camsari, S. Fukami, H. Ohno, and S. Datta, Hardware-aware in situ learning based on stochastic magnetic tunnel junctions, *Physical Review Applied* **17**, 014016 (2022).
- [46] W. Whitehead, Z. Nelson, K. Y. Camsari, and L. Theogarajan, Cmos-compatible ising and potts annealing using single-photon avalanche diodes, *Nature Electronics* **6**, 1009 (2023).
- [47] A. Stanco, D. G. Marangon, G. Vallone, S. Burri, E. Charbon, and P. Villorosi, Efficient random number generation techniques for cmos single-photon avalanche diode array exploiting fast time tagging units, *Physical Review Research* **2**, 023287 (2020).
- [48] S. Choi, Y. Yang, and W. Lu, Random telegraph noise and resistance switching analysis of oxide based resistive memory, *Nanoscale* **6**, 400 (2014).
- [49] X. Li, T. Zanotti, T. Wang, K. Zhu, F. M. Puglisi, and M. Lanza, Random telegraph noise in metal-oxide memristors for true random number generators: A materials study, *Advanced Functional Materials* **31**, 2102172 (2021).
- [50] V. Narayanan, B. M. Fleischer, and B. A. Chappell, Static timing analysis for self resetting circuits, in *Computer-Aided Design, International Conference on* (IEEE Computer Society, 1996) pp. 119–119.
- [51] I. Filanovsky and H. Baltes, CMOS schmitt trigger design, *IEEE Transactions on Circuits and Systems I: Fundamental Theory and Applications* **41**, 46 (1994).