

SIMPLE GUIDANCE MECHANISMS FOR DISCRETE DIFFUSION MODELS

**Yair Schiff*, Subham Sekhar Sahoo, Guanghan Wang, Hao Phung,
Alexander Rush, & Volodymyr Kuleshov**

Department of Computer Science

Cornell University

{yzs2, sss284, gw354, htp26, amr459, vk379}@cornell.edu

Hugo Dalla-Torre, Sam Boshar, Bernardo P. de Almeida, & Thomas Pierrot

InstaDeep

{h.dalla-torre, s.boshar, b.dealmeida, t.pierrot}@instadeep.com

ABSTRACT

Diffusion models for continuous data gained widespread adoption owing to their high quality generation and control mechanisms. However, controllable diffusion on discrete data faces challenges given that continuous guidance methods do not directly apply to discrete diffusion. Here, we provide a straightforward derivation of classifier-free and classifier-based guidance for discrete diffusion, as well as a new class of diffusion models that leverage uniform noise and that are more guidable because they can continuously edit their outputs. We improve the quality of these models with a novel continuous-time variational lower bound that yields state-of-the-art performance, especially in settings involving guidance or fast generation. Empirically, we demonstrate that our guidance mechanisms combined with uniform noise diffusion improve controllable generation relative to autoregressive and diffusion baselines on several discrete data domains, including genomic sequences, small molecule design, and discretized image generation. Code to reproduce our experiments is available [here](#).

1 INTRODUCTION

Diffusion models (Sohl-Dickstein et al., 2015; Ho et al., 2020) gained widespread adoption in image generation and signal processing in part due to their high controllability via mechanisms such as classifier-based (Dhariwal & Nichol, 2021a) and classifier-free guidance (Nichol et al., 2021; Ho & Salimans, 2022). Tasks where guidance plays a key role include MRI denoising (Song & Ermon, 2019), 3D reconstruction (Poole et al., 2022; Gao et al., 2024), and conditional generation (Saharia et al., 2022; Gokaslan et al., 2024).

However, applying controllable diffusion-based generation to tasks where the data is discrete (e.g., molecule design or text generation) presents challenges. First, standard diffusion models and their guidance mechanisms are not directly applicable, since they require taking gradients with respect to the data, and these are not defined in discrete settings. Second, popular discrete extensions of diffusion (Lou et al., 2023; Sahoo et al., 2024a) cannot perform multiple editing passes on generated tokens, hence are not ideal for controllable generation. Third, the performance of discrete diffusion models (measured by perplexity) lags behind autoregressive (AR) models, especially for classes of diffusion that are amenable to control, such as uniform noise (Austin et al., 2021; Lou et al., 2023).

Here, we propose discrete diffusion models and guidance mechanisms that are effective at controllable generation and that address the above challenges. First, we provide straightforward and easy-to-implement adaptations of classifier-based and classifier-free guidance for discrete diffusion models. Second, we revisit uniform noise diffusion language models (UDLM), which undo random

*Corresponding author. Work done while at InstaDeep.

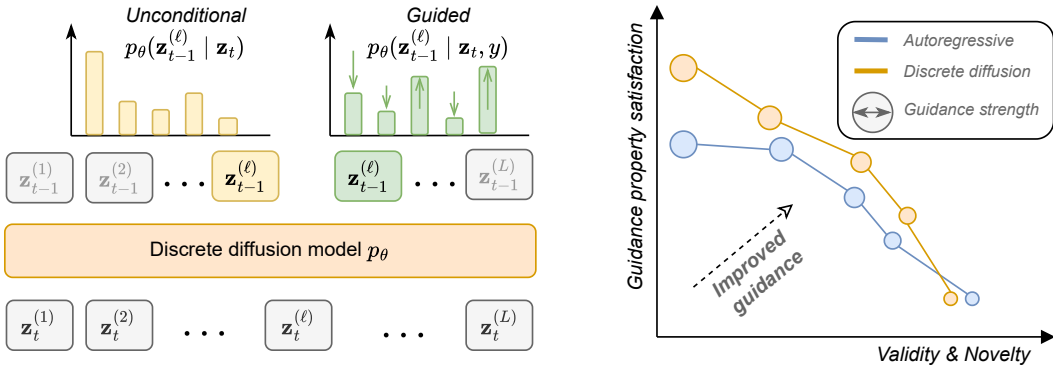


Figure 1: (Left) Adapting guidance to discrete diffusion. Models output a factorized discrete distribution for each denoised token. With our guidance mechanisms, we adjust these probabilities according to a guidance model – either a conditional diffusion model in classifier-free guidance (Section 3.1) or a separately trained classifier for classifier-based guidance (Section 3.2). (Right) Relative to autoregressive models, which make local predictions one token at a time, discrete diffusion models denoise the entire sequence at every iteration, allowing for more guidable outputs.

token perturbations and are particularly amenable to guidance, since they can continuously edit discrete data (Austin et al., 2021). We address performance issues that plagued previous iterations of uniform noise discrete diffusion by deriving a continuous-time version of the evidence lower bound, which tightens the variational gap (Kingma et al., 2021; Sahoo et al., 2024a).

We demonstrate the effectiveness of guidance with discrete diffusion models on several domains: genomics, molecular generation, and discretized images. We find that discrete diffusion models are more controllable than autoregressive models when paired with classifier-free guidance. Moreover, our proposed classifier-based method improves upon previous guidance mechanisms for diffusion (Gruber et al., 2024) and AR models (Dathathri et al., 2019; Yang & Klein, 2021). Our language modeling experiments also reveal that contrary to a widely-held belief (Austin et al., 2021; Lou et al., 2023), uniform noise diffusion can attain state-of-the-art performance on small vocabulary datasets (e.g., molecules, DNA) and that UDLM attains a new state-of-the-art in perplexity among uniform noise diffusion models.

In summary, our contributions are as follows:

- We provide simple and effective discrete classifier-based and classifier-free guidance.
- We introduce UDLM, a class of discrete diffusion models particularly amenable to guidance, for which we derive a tightened ELBO that significantly improves their performance.
- Across three domains, we demonstrate that discrete guidance yields better controllable generation compared to strong AR baselines and previous diffusion guidance methods.

2 BACKGROUND

Notation Let \mathcal{V} be the space of all one-hot tokens over some vocabulary consisting of N unique characters: $\mathcal{V} = \{\mathbf{z} \in \{0, 1\}^N : \sum_i z_i = 1\} \subset \Delta^N$, where Δ^N represents the simplex over N categories. Let $\mathbf{1}$ be a N -dimensional column vector of all ones, and denote the Hadamard product between two vectors as \odot . We define $\mathbf{z}^{(1:L)}$ as a sequence of L tokens, where $\mathbf{z}^{(\ell)} \in \mathcal{V}$ for all tokens $\ell \in 1, \dots, L$, and use \mathcal{V}^L to denote the set of all such sequences. Finally, let $\text{Cat}(\cdot; p)$ denote the categorical distribution with probability vector $p \in \Delta^N$.

2.1 DISCRETE DIFFUSION MODELS

Diffusion models are a class of generative models defined by a denoising network p_θ that is trained to remove noise from latent variables \mathbf{z}_t . These latents are generated by a fixed corruption process

q that, starting from clean data \mathbf{x}_0 drawn from the data distribution $q(\mathbf{x}_0)$, increasingly adds more noise to \mathbf{z}_t , as t increases (Sohl-Dickstein et al., 2015; Song & Ermon, 2019; Ho et al., 2020).

In discrete denoising diffusion probabilistic models (D3PM; Austin et al. (2021)), the noising process is defined in terms of a transition matrix $Q_{t|s}$ whose (i, j) th entry is the probability of transitioning from the i -th state at time s to the j -th state at time t . This induces a Markov corruption process where we have $q(\mathbf{z}_t | \mathbf{z}_s) = \text{Cat}(\mathbf{z}_t; Q_{t|s}\mathbf{z}_s)$.

Sahoo et al. (2024a) build off this framework to introduce specialized algorithms that are both simpler and more effective than the general D3PM framework. They focus on a specific class of forward processes from D3PM that can be defined as interpolations between clean data and a noisy prior $\boldsymbol{\pi}$, and we adopt their notation below:

$$q(\mathbf{z}_t | \mathbf{x}_0) = \text{Cat}(\mathbf{z}_t; \alpha_t \mathbf{x}_0 + (1 - \alpha_t) \boldsymbol{\pi}), \quad (1)$$

where $\alpha_t = \alpha(t)$ is a noise schedule monotonically decreasing in t . Defining $\alpha_{t|s} = \alpha_t / \alpha_s$, this class of processes admit the following posteriors

$$q(\mathbf{z}_s | \mathbf{z}_t, \mathbf{x}_0) = \text{Cat} \left(\mathbf{z}_s; \frac{[\alpha_{t|s} \mathbf{z}_t + (1 - \alpha_{t|s}) \mathbf{1} \boldsymbol{\pi}^\top \mathbf{z}_t] \odot [\alpha_s \mathbf{x}_0 + (1 - \alpha_s) \boldsymbol{\pi}]}{\alpha_t \mathbf{z}_t^\top \mathbf{x}_0 + (1 - \alpha_t) \mathbf{z}_t^\top \boldsymbol{\pi}} \right). \quad (2)$$

Of note, for absorbing-state diffusion, where $\boldsymbol{\pi} = [\text{MASK}]$, a one-hot vector at the special [MASK] token index, Sahoo et al. (2024a) show that if $\mathbf{z}_t \neq [\text{MASK}]$ then $q(\mathbf{z}_s | \mathbf{z}_t, \mathbf{x}_0) = \text{Cat}(\mathbf{z}_s; \mathbf{z}_t)$, which reflects the fact that unmasked tokens at time t must remain unmasked for all time $s < t$.

2.2 DIFFUSION GUIDANCE

For continuous data, diffusion models have demonstrated state-of-the-art controllable generation by means of classifier-based (Sohl-Dickstein et al., 2015; Dhariwal & Nichol, 2021a) and classifier-free guidance (Nichol et al., 2021; Ho & Salimans, 2022; Saharia et al., 2022). These approaches rely on different ways of expressing the score of a distribution conditioned on y .

Classifier-based Classifier-based generation employs a diffusion model to iteratively sample from a tempered distribution $p^\gamma(\mathbf{z}_s | y, \mathbf{z}_t) \propto p(y | \mathbf{z}_s)^\gamma p_\theta(\mathbf{z}_s | \mathbf{z}_t)$, where γ represents an inverse temperature parameter, $p_\theta(\mathbf{z}_s | \mathbf{z}_t)$ is a pre-trained diffusion model, and $p(y | \mathbf{z}_s)$ is a classifier:

$$\nabla_{\mathbf{z}_s} \log p^\gamma(\mathbf{z}_s | y, \mathbf{z}_t) = \gamma \nabla_{\mathbf{z}_s} \log p(y | \mathbf{z}_s) + \nabla_{\mathbf{z}_s} \log p_\theta(\mathbf{z}_s | \mathbf{z}_t). \quad (3)$$

Classifier-free We can also observe that applying Bayes' rule to $p(y | \mathbf{x})$ and differentiating with respect to the input yields $\nabla_{\mathbf{x}} \log p(y | \mathbf{x}) = \nabla_{\mathbf{x}} \log p(\mathbf{x} | y) - \nabla_{\mathbf{x}} \log p(\mathbf{x})$. Applying this to $p(y | \mathbf{z}_s)$ and plugging into (3) gives us the formulation for classifier-free guidance:

$$\begin{aligned} \nabla_{\mathbf{z}_s} \log p^\gamma(\mathbf{z}_s | y, \mathbf{z}_t) &= \gamma \cdot [\nabla_{\mathbf{z}_s} \log p_\theta(\mathbf{z}_s | y, \mathbf{z}_t) - \nabla_{\mathbf{x}} \log p_\theta(\mathbf{z}_s | \mathbf{z}_t)] + \nabla_{\mathbf{z}_s} \log p_\theta(\mathbf{z}_s | \mathbf{z}_t) \\ &= \gamma \nabla_{\mathbf{z}_s} \log p_\theta(\mathbf{z}_s | y, \mathbf{z}_t) + (1 - \gamma) \nabla_{\mathbf{z}_s} \log p_\theta(\mathbf{z}_s | \mathbf{z}_t). \end{aligned} \quad (4)$$

where $p_\theta(\mathbf{z}_s | y, \mathbf{z}_t)$ and $p_\theta(\mathbf{z}_s | \mathbf{z}_t)$ represent conditionally and unconditionally trained diffusion models, respectively. In practice, this is often implemented by using a single model p_θ and randomly dropping out / masking the conditioner y during training.

The problem with applying guidance to discrete diffusion is that guidance terms are not differentiable with respect to the the discrete representations \mathbf{z}_t .

3 GUIDANCE ALGORITHMS FOR DISCRETE DIFFUSION

We introduce two guidance algorithms for discrete diffusion that circumvent the issue of non-differentiability. As in Section 2.2, we formalize the guidance term as a probability $p(y | \mathbf{z}) \in \Delta^K$, where $y \in \{1, \dots, K\}$ is one of K possible classes, and we begin with the distribution that controls the strength of the guidance term via the γ temperature parameter:

$$\log p^\gamma(\mathbf{z}_s | y, \mathbf{z}_t) = \gamma \log p(y | \mathbf{z}_s, \mathbf{z}_t) + \log p(\mathbf{z}_s | \mathbf{z}_t) + c, \quad (5)$$

where c denotes the logarithm of the normalization constant.

3.1 CLASSIFIER-FREE GUIDANCE

Guidance for a Single Token To derive classifier-free guidance, we apply Bayes’ rule to the first term on the right-hand side of (5):

$$\log p^\gamma(\mathbf{z}_s | y, \mathbf{z}_t) = \gamma \log p(\mathbf{z}_s | y, \mathbf{z}_t) - \gamma \log p(\mathbf{z}_s | \mathbf{z}_t) + \gamma \log p(y | \mathbf{z}_t) + \log p(\mathbf{z}_s | \mathbf{z}_t) + c.$$

Absorbing $\gamma \log p(y | \mathbf{z}_t)$ into the constant c and grouping terms yields:

$$\log p^\gamma(\mathbf{z}_s | y, \mathbf{z}_t) = \gamma \log p(\mathbf{z}_s | y, \mathbf{z}_t) + (1 - \gamma) \log p(\mathbf{z}_s | \mathbf{z}_t) + c. \quad (6)$$

Extension to Sequences In the derivation for (6), we can replace the single-token latent variables with sequences of multiple tokens:

$$\begin{aligned} \log p^\gamma(\mathbf{z}_s^{(1:L)} | y, \mathbf{z}_t^{(1:L)}) &= \gamma \log p(\mathbf{z}_s^{(1:L)} | y, \mathbf{z}_t^{(1:L)}) + (1 - \gamma) \log p(\mathbf{z}_s^{(1:L)} | \mathbf{z}_t^{(1:L)}) + c, \\ \implies p^\gamma(\mathbf{z}_s^{(1:L)} | y, \mathbf{z}_t^{(1:L)}) &\propto p(\mathbf{z}_s^{(1:L)} | y, \mathbf{z}_t^{(1:L)})^\gamma p(\mathbf{z}_s^{(1:L)} | \mathbf{z}_t^{(1:L)})^{(1-\gamma)} \end{aligned} \quad (7)$$

Discrete Classifier-Free Guidance We can model the probabilities in (7) by training a conditional denoising diffusion network $p_\theta(\mathbf{z}_s^{(1:L)} | y, \mathbf{z}_t^{(1:L)})$ and an unconditional one $p_\theta(\mathbf{z}_s^{(1:L)} | \mathbf{z}_t^{(1:L)})$. In practice, we train these models in tandem by randomly ‘dropping out’ or ‘masking’ the conditioner during training to simulate the unconditional diffusion model. Each of these distributions is thus modeled to factorize independently along the sequence length dimension of $\mathbf{z}_s^{(1:L)}$ when conditioned on $\mathbf{z}_t^{(1:L)}$, allowing us to efficiently sample from the tempered guidance distribution as follows:

$$p^\gamma(\mathbf{z}_s^{(1:L)} | \mathbf{z}_t^{(1:L)}, y) = \prod_{\ell=1}^L \frac{1}{Z^{(\ell)}} p_\theta(\mathbf{z}_s^{(\ell)} | y, \mathbf{z}_t^{(1:L)})^\gamma p_\theta(\mathbf{z}_s^{(\ell)} | \mathbf{z}_t^{(1:L)})^{(1-\gamma)}, \quad (8)$$

where $Z^{(\ell)} = \sum_{\mathbf{z}'_s} p_\theta(\mathbf{z}'_s | \mathbf{z}_t^{(1:L)}, y)^\gamma p_\theta(\mathbf{z}'_s | \mathbf{z}_t^{(1:L)})^{(1-\gamma)}$ is the per-token partition function.

We refer to this method as **D-CFG** for **Discrete Classifier-Free Guidance**.

3.2 CLASSIFIER-BASED GUIDANCE

Guidance for a Single Token Exponentiating (5) lets us draw classifier-guided samples from the following tempered distribution:

$$p^\gamma(\mathbf{z}_s | \mathbf{z}_t, y) = \frac{p(y | \mathbf{z}_s, \mathbf{z}_t)^\gamma p(\mathbf{z}_s | \mathbf{z}_t)}{\sum_{\mathbf{z}'_s} p(y | \mathbf{z}'_s, \mathbf{z}_t)^\gamma p(\mathbf{z}'_s | \mathbf{z}_t)}, \quad (9)$$

which we can tractably normalize, as we only sum over the N possible values of a single token \mathbf{z}_s .

Extension to Sequences Unfortunately, extending (9) to sequences is not trivial, since the classifier $p(y | \mathbf{z}_s^{(1:L)}, \mathbf{z}_t^{(1:L)})$ does not necessarily factorize independently across the sequence, which would potentially force us to compute a normalization constant with N^L terms, accounting for every possible value of $\mathbf{z}_s^{(1:L)}$. To alleviate this issue, we require the assumption that conditioned on $\mathbf{z}_t^{(1:L)}$, the tempered distribution $p^\gamma(\mathbf{z}_s^{(1:L)} | \mathbf{z}_t^{(1:L)}, y)$ factorizes independently across tokens. Therefore, we can focus on the tempered distribution of each token $\mathbf{z}_s^{(\ell)}$, for $\ell \in 1, \dots, L$:

$$p^\gamma(\mathbf{z}_s^{(\ell)} | \mathbf{z}_t^{(1:L)}, y) \propto p(y | \mathbf{z}_s^{(\ell)}, \mathbf{z}_t^{(1:L)})^\gamma p(\mathbf{z}_s^{(\ell)} | \mathbf{z}_t^{(1:L)}). \quad (10)$$

Discrete Classifier-Based Guidance We first introduce the following additional notation: given $\mathbf{z}^{1:L}$, let $\tilde{\mathcal{Z}}_\ell(\mathbf{z}^{1:L})$ be the set of sequences $\tilde{\mathbf{z}}^{(1:L)}$ for which $\tilde{\mathbf{z}}^{(\ell')} = \mathbf{z}^{(\ell')}$ for all $\ell' \neq \ell$, i.e., the set of sequences that are either the same as or only differ in position ℓ relative to $\mathbf{z}^{(1:L)}$. We can sample from $p^\gamma(\mathbf{z}_s^{(\ell)} | \mathbf{z}_t^{(1:L)}, y)$ by training a classifier $p_\phi : \mathcal{V}^L \rightarrow \Delta^K$ on noised latents $\mathbf{z}_t^{(1:L)}$ for $t \in [0, 1]$ and use this to model the first term on the right-hand side of (10) by only evaluating p_ϕ on sequences for which $\mathbf{z}_s^{(1:L)}$ and $\mathbf{z}_t^{(1:L)}$ differ by at most the token at position ℓ :

$$p(y | \mathbf{z}_s^{(\ell)}, \mathbf{z}_t^{(1:L)}) \approx p_\phi(y | \tilde{\mathbf{z}}^{(1:L)}), \quad \text{for } \tilde{\mathbf{z}}^{(1:L)} = \left[\mathbf{z}_t^{(1:\ell-1)}, \mathbf{z}_s^{(\ell)}, \mathbf{z}_t^{(\ell+1:L)} \right] \in \tilde{\mathcal{Z}}_\ell(\mathbf{z}_t^{(1:L)}).$$

We additionally train an unconditional denoising network $p_\theta(\mathbf{z}_s^{(\ell)} | \mathbf{z}_t^{(1:L)})$ and then sample from the re-normalized distribution:

$$p_{\phi,\theta}^\gamma(\mathbf{z}_s^{(1:L)} | \mathbf{z}_t^{(1:L)}, y) = \prod_{\ell=1}^L \frac{p_\phi(y | \tilde{\mathbf{z}}^{(1:L)})^\gamma p_\theta(\mathbf{z}_s^{(\ell)} | \mathbf{z}_t^{(1:L)})}{\sum_{\tilde{\mathbf{z}}^{(1:L)}} p_\phi(y | \tilde{\mathbf{z}}^{(1:L)})^\gamma p_\theta(\mathbf{z}_s^{(\ell)} | \mathbf{z}_t^{(1:L)})}. \quad (11)$$

Restricting the summation in the denominators of (11) to $\tilde{\mathcal{Z}}_\ell(\mathbf{z}_t^{(1:L)})$ makes normalization tractable, as we are only summing over N terms.

We refer to our method as **D-CBG** for **D**iscrete **C**lassifier-**B**ased **G**uidance. Our method can be thought of as an adaptation of the successful FUDGE (Yang & Klein, 2021) approach, which guides AR generation, to discrete diffusion, similar to how NOS (Gruber et al., 2024) extended the AR guidance mechanism of PPLM (Dathathri et al., 2019) to diffusion models.

First Order Approximation While tractable, this formulation suffers from the drawback that at each denoising step we must perform $\mathcal{O}(L \cdot N)$ forward passes through the classifier model, which can quickly become impractical for larger vocabularies. Similarly to Grathwohl et al. (2021), Vignac et al. (2022), we can treat the classifier p_ϕ as a continuous function of the one-hot inputs $\tilde{\mathbf{z}}^{(1:L)} \in \mathbb{R}^{L \times N}$ and use the first order Taylor approximation of $\log p_\phi$ to efficiently compute $p_\phi(y | \tilde{\mathbf{z}}^{(1:L)})$ with only a single forward and backward pass through the classifier model:

$$\begin{aligned} p_\phi(y | \tilde{\mathbf{z}}^{(1:L)}) &= \exp \left(\log \frac{p_\phi(y | \tilde{\mathbf{z}}^{(1:L)})}{p_\phi(y | \mathbf{z}_t^{(1:L)})} + \log p_\phi(y | \mathbf{z}_t^{(1:L)}) \right) \\ &\approx \exp \left((\tilde{\mathbf{z}}^{(1:L)} - \mathbf{z}_t^{(1:L)})^T \nabla_{\mathbf{z}_t^{(1:L)}} \log p_\phi(y | \mathbf{z}_t^{(1:L)}) + \log p_\phi(y | \mathbf{z}_t^{(1:L)}) \right). \end{aligned} \quad (12)$$

4 UNIFORM DIFFUSION LANGUAGE MODELS

While masked diffusion models have demonstrated better language modeling compared to other discrete diffusion (Austin et al., 2021; Lou et al., 2023), we argue that they are less amenable to guidance, since once a token is unmasked at some time t it remains so for all $s < t$. In contrast, for uniform noising, intermediate latents can be refined multiple times during the denoising process. We therefore revisit categorical uniform noise discrete diffusion, where $\pi = \mathbf{u} := \mathbf{1}/N$. Our aim is that by analyzing this class of diffusion models more carefully, we can reduce the gap to absorbing-state and yield performant models that are more easily steered by guidance tools we developed above.

4.1 UNIFORM NOISE DIFFUSION

Discrete Time Likelihood Bound We start with the variational lower bound that is defined by a general diffusion process. For discrete-time diffusion, i.e., some finite steps T , we define $t(i) = (i + 1)/T$ and $s(i) = i/T$ for i in $0, \dots, T$. The denoising network p_θ is trained to minimize a variational upper bound (NELBO), which is given by:

$$\mathbb{E}_q \left[\underbrace{-\log p_\theta(\mathbf{x}_0 | \mathbf{z}_{t(0)})}_{\mathcal{L}_{\text{recons}}} + \underbrace{\sum_{i=1}^T D_{\text{KL}}[q(\mathbf{z}_{s(i)} | \mathbf{z}_{t(i)}, \mathbf{x}_0) \| p_\theta(\mathbf{z}_{s(i)} | \mathbf{z}_{t(i)})]}_{\mathcal{L}_{\text{diffusion}}} \right] + \underbrace{D_{\text{KL}}[q(\mathbf{z}_{t(T)} | \mathbf{x}_0) \| p_\theta(\mathbf{z}_{t(T)})]}_{\mathcal{L}_{\text{prior}}}, \quad (13)$$

where D_{KL} represents the Kullback-Leibler divergence. When clear, we drop the explicit dependence of t and s on the discrete step i .

Uniform Noise Forward Process We focus on uniform noise diffusion using the interpolating discrete diffusion framework (Sahoo et al., 2024a; Zhao et al., 2024; Zheng et al., 2023). When letting $\pi = \mathbf{u}$, the input \mathbf{x} transitions to a random state with some probability at each time step. Crucially, after \mathbf{x} changes once, it can do so again. When $\pi = \mathbf{u}$, the posterior from (2) becomes

$$q(\mathbf{z}_s | \mathbf{z}_t, \mathbf{x}_0) = \text{Cat} \left(\mathbf{z}_s; \frac{N\alpha_t \mathbf{z}_t \odot \mathbf{x}_0 + (\alpha_{t|s} - \alpha_t) \mathbf{z}_t + (\alpha_s - \alpha_t) \mathbf{x}_0 + \frac{(\alpha_s - \alpha_t)(1 - \alpha_s)}{N\alpha_s} \mathbf{1}}{N\alpha_t \langle \mathbf{z}_t, \mathbf{x}_0 \rangle + 1 - \alpha_t} \right) \quad (14)$$

Denosing Process The optimal form for the reverse diffusion process p_θ matches (14): in fact setting p_θ to (14) reduces the KL terms in (13) to zero. However, setting p_θ to exactly (14) is not possible because it cannot be a function \mathbf{x}_0 (which p_θ is generating). Therefore, we introduce a predictive model $\mathbf{x}_\theta(\mathbf{z}_t, t) : \mathcal{V} \times [0, 1] \rightarrow \Delta^N$ of the ‘clean’ data given a noisy latent \mathbf{z}_t at time t . We use \mathbf{x}_θ to parameterize the denoising process as $p_\theta(\mathbf{z}_s | \mathbf{z}_t) = q(\mathbf{z}_s | \mathbf{z}_t, \mathbf{x} = \mathbf{x}_\theta)$, yielding:

$$p_\theta(\mathbf{z}_s | \mathbf{z}_t) = \text{Cat} \left(\mathbf{z}_s; \frac{N\alpha_t \mathbf{z}_t \odot \mathbf{x}_\theta + (\alpha_t |_s - \alpha_t) \mathbf{z}_t + (\alpha_s - \alpha_t) \mathbf{x}_\theta + \frac{(\alpha_s - \alpha_t)(1 - \alpha_s)}{N\alpha_s} \mathbf{1}}{N\alpha_t \langle \mathbf{z}_t, \mathbf{x}_\theta \rangle + 1 - \alpha_t} \right), \quad (15)$$

Note that this minimizes the $\mathcal{L}_{\text{diffusion}}$ term in (13) precisely when $\mathbf{x}_\theta = \mathbf{x}_0$, as desired. To simplify notation, we omit below the explicit dependence of \mathbf{x}_θ on t .

4.2 IMPROVED LIKELIHOOD BOUNDS IN CONTINUOUS TIME

We now present our contribution to uniform noise discrete diffusion modeling. We leverage the above formulation to develop an improved ELBO by taking $T \rightarrow \infty$ and analyzing each term $\mathcal{L}_{\text{recons}}$, $\mathcal{L}_{\text{diffusion}}$, $\mathcal{L}_{\text{prior}}$ in (13). This yields three improvements: (1) a simple and elegant closed-form expression for the ELBO that is easier to reason about; (2) an analytical reduction of $\mathcal{L}_{\text{recons}}$, $\mathcal{L}_{\text{prior}}$ to zero, which tightens the ELBO; (3) a further tightening via the continuous-time extension of $\mathcal{L}_{\text{diffusion}}$, as in Kingma et al. (2021) and Sahoo et al. (2024a;b).

Prior Loss ($\mathcal{L}_{\text{prior}}$) Given that we define our corruption process as an interpolation between clean data and a limiting distribution, for any noise schedules where $\alpha_{t(T)} = 0$, the distribution $q(\mathbf{z}_{t(T)}) = \pi$. Therefore, we can simply define $p_\theta(\mathbf{z}_{t(T)}) = \pi$, and the KL divergence in $\mathcal{L}_{\text{prior}}$ evaluates to zero.

Reconstruction Loss ($\mathcal{L}_{\text{recons}}$) For $\mathcal{L}_{\text{recons}}$, if our noise schedule is such that $T \rightarrow \infty \implies \alpha_{t(0)} = 1$ (i.e., $t(0) = 1/T$), then the marginal $q(\mathbf{z}_{\frac{1}{T}} | \mathbf{x}_0) \rightarrow \text{Cat}(\mathbf{z}_{\frac{1}{T}}; \mathbf{x}_0)$. That is, in the limit, the first latent vector is identically equal to the clean data. We can thus parameterize our denoising network such that at time $t(0)$ the function simply copies its inputs: $\mathbf{x}_\theta(\mathbf{z}_{\frac{1}{T}}, 1/T) = \mathbf{z}_{\frac{1}{T}}$. Additionally, we note that our choice of parameterization for p_θ implies that $p_\theta(\mathbf{x}_0 | \mathbf{z}_{\frac{1}{T}}) = \mathbf{x}_\theta(\mathbf{z}_{\frac{1}{T}}, 1/T)$. Thus in the continuous time limit, we have:

$$\lim_{T \rightarrow \infty} \mathbb{E}_q[\mathcal{L}_{\text{recons}}] = \lim_{T \rightarrow \infty} \mathbb{E}_q[\log p_\theta(\mathbf{x}_0 | \mathbf{z}_{\frac{1}{T}})] = \lim_{T \rightarrow \infty} \mathbb{E}_q[\log \langle \mathbf{x}_0, \mathbf{x}_\theta(\mathbf{z}_{\frac{1}{T}}, 1/T) \rangle] = 0.$$

Diffusion Loss ($\mathcal{L}_{\text{diffusion}}$) Turning finally to the diffusion loss term $\mathcal{L}_{\text{diffusion}}$, we first define the shorthand $D_{\text{KL}}[q_t | p_\theta] = D_{\text{KL}}[[q(\mathbf{z}_s | \mathbf{z}_t, \mathbf{x}_0) | p_\theta(\mathbf{z}_s | \mathbf{z}_t)]]$ and then re-write this loss term as an expectation over t uniformly sampled from $1/T, 2/T, \dots, T$:

$$\mathcal{L}_{\text{diffusion}} = \sum_{i=1}^T D_{\text{KL}}[q_{i/T} | p_\theta] = T \cdot \mathbb{E}_{t \sim \{1/T, 2/T, \dots, T\}} D_{\text{KL}}[q_t | p_\theta]. \quad (16)$$

Plugging in our expressions for the true and predicted posteriors from (14) and (15) into (16), then taking $T \rightarrow \infty$, we get (see Appendix A for details):

$$\begin{aligned} \lim_{T \rightarrow \infty} \mathcal{L}_{\text{diffusion}} &= \lim_{T \rightarrow \infty} \mathbb{E}_{t \sim \{1/T, 2/T, \dots, T\}} T \cdot D_{\text{KL}}[q_t | p_\theta] = \int_{t=0}^{t=1} \lim_{T \rightarrow \infty} T \cdot D_{\text{KL}}[q_t | p_\theta] dt \\ &= \int_{t=0}^{t=1} \left[\frac{\alpha'_t}{N\alpha_t} \left[\frac{N}{\bar{\mathbf{x}}_i} - \frac{N}{(\bar{\mathbf{x}}_\theta)_i} - \sum_{j \text{ s.t. } (\mathbf{z}_t)_j=0} \left(\frac{\bar{\mathbf{x}}_j}{\bar{\mathbf{x}}_i} \right) \log \left[\left(\frac{(\bar{\mathbf{x}}_\theta)_i \cdot \bar{\mathbf{x}}_j}{(\bar{\mathbf{x}}_\theta)_j \cdot \bar{\mathbf{x}}_i} \right) \right] \right] \right] dt, \end{aligned} \quad (17)$$

where \mathbf{x}_i denotes the i^{th} index of a vector \mathbf{x} , $\bar{\mathbf{x}} = N\alpha_t \mathbf{x} + (1 - \alpha_t) \mathbf{1}$, $\bar{\mathbf{x}}_\theta = N\alpha_t \mathbf{x}_\theta + (1 - \alpha_t) \mathbf{1}$, and we define $i = \arg \max_{j \in [N]} (\mathbf{z}_t)_j$ to be the non-zero entry of \mathbf{z}_t .

Combining our arguments regarding $\mathcal{L}_{\text{prior}}$ and $\mathcal{L}_{\text{recons}}$ with (17), yields our final tight variational bound:

$$\mathcal{L}^\infty = \int_{t=0}^{t=1} \mathbb{E}_q \left[\frac{\alpha'_t}{N\alpha_t} \left[\frac{N}{\bar{\mathbf{x}}_i} - \frac{N}{(\bar{\mathbf{x}}_\theta)_i} - \sum_{j \text{ s.t. } (\mathbf{z}_t)_j=0} \left(\frac{\bar{\mathbf{x}}_j}{\bar{\mathbf{x}}_i} \right) \log \left[\left(\frac{(\bar{\mathbf{x}}_\theta)_i \cdot \bar{\mathbf{x}}_j}{(\bar{\mathbf{x}}_\theta)_j \cdot \bar{\mathbf{x}}_i} \right) \right] \right] \right] dt. \quad (18)$$

Extension to Sequences Extending training with (18) from $\mathbf{x} \in \mathcal{V}$ to sequences $\mathbf{x}^{(1:L)} \in \mathcal{V}^L$, we make the assumption that the denoising process factorizes independently across tokens when conditioned on a sequence of noisy latents $\mathbf{z}_t^{(1:L)}$. In this case, we use a single model $\mathbf{x}_\theta^{(\ell)}(\mathbf{z}_t^{(1:L)}, t)$ for predicting each token $\ell \in \{1, \dots, L\}$ in a sequence, and we train with the sequence-level objective:

$$\mathcal{L}^\infty = \int_{t=0}^{t=1} \mathbb{E}_q \sum_{\ell} \left[\frac{\alpha'_t}{N\alpha_t} \left[\frac{N}{\bar{\mathbf{x}}_i^{(\ell)}} - \frac{N}{(\bar{\mathbf{x}}_\theta^{(\ell)})_i} - \sum_{j \text{ s.t. } (\mathbf{z}_t^{(\ell)})_j=0} \left(\frac{\bar{\mathbf{x}}_j^{(\ell)}}{\bar{\mathbf{x}}_i^{(\ell)}} \right) \log \left[\left(\frac{(\bar{\mathbf{x}}_\theta^{(\ell)})_i \cdot \bar{\mathbf{x}}_j^{(\ell)}}{(\bar{\mathbf{x}}_\theta^{(\ell)})_j \cdot \bar{\mathbf{x}}_i^{(\ell)}} \right) \right] \right] \right] dt. \quad (19)$$

We dub models trained with our refined objective **Uniform Diffusion Language Models (UDLM)**.

5 EXPERIMENTS

Datasets For our language modeling experiments we examine several distinct discrete domains: reference genomes from ten diverse species (Species10), the small molecule dataset known as QM9 (Ruddigkeit et al., 2012; Ramakrishnan et al., 2014), where molecules are represented by a string of characters known as SMILES (Weininger, 1988), discretized images from CIFAR10 (Krizhevsky et al., 2009), and three NLP datasets consisting of text8 (Mahoney, 2011), Amazon Review Polarity (McAuley & Leskovec, 2013; Zhang et al., 2015), and the one billion words dataset (LM1B; Chelba et al. (2014)). These datasets cover a range of domains and vocabularies of varying sizes (see Table 1). For guidance experiments, we explore species-specific sequence generation, molecular property maximization, and class-conditional image generation.

5.1 LANGUAGE MODELING WITH UNIFORM NOISE DISCRETE DIFFUSION

Our language modeling experiments reveal that (1) contrary to a widely-held belief, **uniform noise diffusion can attain state-of-the-art performance** on small vocabulary datasets (Table 1), and that (2) **our UDLM are state-of-the-art among uniform noise diffusion models** (Tables 2 and 3).

In Table 1, despite previous evidence indicating that absorbing-state discrete diffusion greatly outperforms uniform noise, we find a more nuanced story. Namely, for smaller vocabulary regimes, which are common for scientific applications, the gap between MDLM and UDLM is negligible, with UDLM even outperforming absorbing-state diffusion on certain datasets. Even within a single domain, we find a trend between vocabulary size and performance gap, with the text8 results of UDLM on par with MDLM, and a more persistent gap for the larger vocabulary experiments. Intuitively, these results follow from the observation that in larger vocabulary regimes, at every denoising step, uniform noise diffusion models need to predict over a combinatorially larger set of potential clean data sequences compared to absorbing-state; smaller vocabularies reduce this complexity.

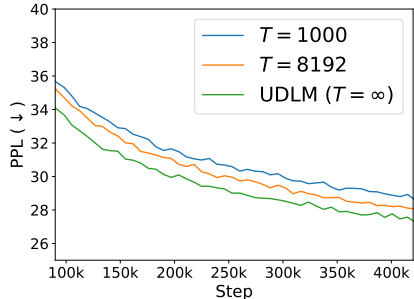


Figure 2: Increasing T to infinity improves language modeling. Validation perplexity (PPL ↓) on Amazon polarity dataset for uniform noise diffusion using finite T vs. UDLM ($T = \infty$).

Secondly, although we still find a persisting perplexity gap between absorbing and uniform noise discrete diffusion for larger vocabulary NLP datasets, we note that our uniform noise diffusion models trained with UDLM, closes this gap, as evidenced in Tables 2 and 3, where we show that UDLM attains the best reported uniform noise discrete diffusion language modeling performance.

Ablating Continuous Time Formulation In Figure 2, we see the effect of increasing T and more specifically using our continuous time ELBO. The curves represent validation perplexity on the Amazon Polarity dataset at various training steps, and we observe that increasing T indeed improves language modeling with UDLM, i.e., $T = \infty$, performing best.

Table 1: UDLM performs best in smaller vocabulary regimes. Perplexity (PPL; \downarrow) on various datasets. Best values are **bolded**. The * indicates values reported from early stopping on the validation set, since AR demonstrated overfitting; all other datasets reflect validation performance at the end of training. \dagger Taken from Sahoo et al. (2024a). \S Taken from Lou et al. (2023).

		Vocab. Size	AR	MDLM	UDLM
<i>Bio.</i>	Species10	12	2.88	3.17 \leq	3.15 \leq
<i>Chem.</i>	QM9*	40	2.19	2.12 \leq	2.02 \leq
<i>Images</i>	CIFAR10	256	-	9.14 \leq	11.21 \leq
<i>NLP</i>	text8	35	2.35 \S	2.62 \leq	2.71 \leq
	Amazon*	30,522	21.67	24.93 \leq	27.27 \leq
	LM1B	30,522	22.32 \dagger	27.04 \dagger \leq	31.28 \leq

Table 2: UDLM outperforms previously reported uniform noise discrete diffusion models on text8 dataset. Values correspond to bits per character (BPC). Best values are **bolded** and best discrete uniform diffusion value is underlined. \dagger Taken from Lou et al. (2023). *Taken from Shi et al. (2024)

Method	BPC (\downarrow)
<i>Autoregressive</i>	
IAF/SCF \dagger [70]	1.88
AR Argmax Flow \dagger [21]	1.39
Discrete Flow \dagger [60]	1.23
Autoregressive \dagger	1.23
<i>Non-autoregressive</i>	
Mult. Diffusion \dagger [21]	1.72 \leq
MAC \dagger [53]	1.40 \leq
BFN \dagger [14]	1.41 \leq
D3PM Absorb \dagger [1]	1.45 \leq
SEDD Absorb \dagger [28]	1.39 \leq
MDLM [45] (<i>Retrained</i>)	1.38 \leq
MD4* [52]	1.37 \leq
GenMD4* [52]	1.34 \leq
<i>Discrete Uniform Diffusion</i>	
D3PM Uniform \dagger [1]	1.61 \leq
SEDD Uniform \dagger [28]	1.47 \leq
UDLM (<i>Ours</i>)	<u>1.44</u> \leq

Table 3: UDLM outperforms previously reported uniform noise discrete diffusion models on LM1B dataset. Values correspond to perplexity (PPL). Best values are **bolded** and best discrete uniform diffusion value is underlined. \dagger Taken from Sahoo et al. (2024a). *Taken from Lou et al. (2023). \S Taken from Austin et al. (2021).

Method	PPL (\downarrow)
<i>Autoregressive</i> \dagger	
Transformer-X Base [6]	23.5
OmniNetT [59]	21.5
Transformer	22.32
<i>Diffusion</i> \dagger	
BERT-Mouth [62]	142.89 \leq
D3PM Absorb [1]	77.50 \leq
Diffusion-LM [26]	118.62 \leq
DiffusionBert [62]	63.78 \leq
SEDD Absorb [28]	32.79 \leq
MDLM [45]	27.04 \leq
<i>Discrete Uniform Diffusion</i>	
D3PM Uniform \S [1]	137.9 \leq
SEDD Uniform* [28]	40.25 \leq
UDLM (<i>Ours</i>)	<u>31.28</u> \leq

5.2 GUIDED DISCRETE DIFFUSION

Our guidance results indicate that (1) **classifier-free guidance is more useful when paired with diffusion models compared to AR** (Table 4) and that (2) **our proposed D-CBG is the best classifier-based method** for discrete guidance, especially when combined with UDLM (Tables 5 and 6).

Baselines For guidance experiments, our primary baseline is the dominant approach for language modeling, AR. Our goal is to show that with similar, even slightly worse, language modeling performance, discrete diffusion models equipped with classifier-based and classifier-free guidance can outperform AR models on controlled generation. We compare to three flavors of guided AR models. The first is applying D-CFG to AR models. We also use the established control mechanisms of Plug-and-play language models (PPLM; Dathathri et al. (2019)) and FUDGE (Yang & Klein, 2021). To demonstrate the better performance of our D-CBG method, we compare to Gruver et al. (2024) (NOS) which can be viewed as an extension of PPLM to discrete diffusion models.

Table 4: Diffusion decoding with D-CFG is more controllable than AR for genomic sequences. Mean \pm standard deviation reported from repeated generation of 640 sequences (64 per species) using five different random seeds. Best values are **bolded**.

Model	Guidance	3-mer JS (\downarrow)	6-mer JS (\downarrow)	Disc. AUROC (\downarrow)	F1 (\uparrow)
Random	-	0.13	0.22	1.00	0.07
AR	D-CFG $_{\gamma=1}$	0.03 \pm 0.002	0.07 \pm 0.004	0.53 \pm 0.075	0.87 \pm 0.011
AR	D-CFG $_{\gamma=2}$	0.05 \pm 0.003	0.12 \pm 0.004	0.9 \pm 0.051	0.81 \pm 0.009
AR	D-CFG $_{\gamma=3}$	0.07 \pm 0.002	0.15 \pm 0.002	0.97 \pm 0.018	0.74 \pm 0.022
MDLM	D-CFG $_{\gamma=1}$	0.02 \pm 0.001	0.06 \pm 0.001	0.51 \pm 0.059	0.88 \pm 0.011
MDLM	D-CFG $_{\gamma=2}$	0.05 \pm 0.001	0.11 \pm 0.003	0.74 \pm 0.037	0.91 \pm 0.009
MDLM	D-CFG $_{\gamma=3}$	0.11 \pm 0.004	0.2 \pm 0.005	0.93 \pm 0.031	0.78 \pm 0.007
UDLM	D-CFG $_{\gamma=1}$	0.02 \pm 0.002	0.06 \pm 0.003	0.52 \pm 0.044	0.91 \pm 0.01
UDLM	D-CFG $_{\gamma=2}$	0.05 \pm 0.002	0.13 \pm 0.002	0.61 \pm 0.043	0.93 \pm 0.009
UDLM	D-CFG $_{\gamma=3}$	0.08 \pm 0.002	0.2 \pm 0.003	0.87 \pm 0.051	0.94 \pm 0.007

Hyperparameters For both our D-CFG and D-CBG, we vary the strength of the γ parameter. Although the original FUDGE formulation simply uses $\gamma = 1$, we also perform a search for this baseline. For PPLM and NOS, we vary the parameters of the Langevin sampling that is performed to update models’ hidden representation, namely the number of update steps n , the step size η , and the fluency KL weight γ_{kl} (see Dathathri et al. (2019) and Gruver et al. (2024) for more details). For all methods, we display the best performing hyperparameter configuration in the main table results, deferring the full sweep results to Appendix D.

Species-specific Genome Generation For genomic sequences, we evaluate D-CFG with diffusion models vs. with an AR model. We train models on sequences of length 32,768 nucleotides, using base-pair level tokenization and conditionally generate 64 sequences for each class. As quality measures for each species class, we compute the Jensen-Shannon (JS) distance between the k -mer frequencies of the generated sequences and those from the validation set, and report the mean JS across species (weighted by species frequency in the dataset), with smaller values indicating better k -mer distributional overlap between the ground truth and generated sequences (Sarkar et al., 2024). Additionally, we train a small classifier to distinguish between generated and validation set sequences and report the area under the receiver operator curve for this classifier (Disc. AUROC). Values closer to 0.5 indicate that the classifier is unable to distinguish between synthetic and true sequences (Sarkar et al., 2024). To measure the controllability, we train a separate classifier on the Species10 dataset and measure macro F1 score of this oracle classifier on the generated sequences.

Results of this experiment are presented in Table 4. For reference, we also provide metrics for randomly generating sequences with nucleotide frequencies proportional to species representation in the data. We find that both MDLM and UDLM are able to better generate sequences that match the desired control parameter, with higher F1 scores relative to AR. Moreover, UDLM is able to outperform MDLM in satisfying this control. Importantly, we find that only UDLM is amenable to increasing the guidance parameter γ , where its metrics improves while AR and MDLM metrics degrade. Finally, of note, the diffusion model generation for this experiment is accomplished with far fewer function evaluations compared to AR. Whereas AR must decode each of the 32,768 tokens, because MDLM and UDLM can decode multiple tokens in parallel, we generate with $T = 512$.

Molecular Property Maximization For the QM9 dataset, we investigate novel generation of sequences that maximize some property, either drug-likeness (QED; Bickerton et al. (2012)), see Table 5, or a count of the number of rings present in the molecule, see Table 6. We only report values for which we generated at least 50 novel sequences (out of 1,024). For D-CFG, we see that all methods perform comparably when maximizing drug likeness, but that MDLM and UDLM are better suited for the structural property of ring count. For classifier-based guidance mechanisms, we again find that both QED and ring count, D-CBG with discrete diffusion best trades-off maximizing these properties while generating valid and novel sequences compared to AR or diffusion with NOS.

Table 5: Guidance with discrete diffusion models better balances the generation of valid and novel molecules with maximizing the property of interest, drug likeness (QED), compared to AR. Validity, novelty, and mean QED for novel sequences are measured for generated sequences from each method. Mean \pm standard deviation reported from repeated generation of 1,024 sequences using five different random seeds. Best mean values are **bolded**. “no approx.” subscript for D-CBG implies first order approximation was *not* used.

Method	Guidance	Valid (\uparrow)	Novel (\uparrow)	QED Mean (\uparrow)
Original Data	-	133k	133k	0.47
<i>Classifier-free</i>				
AR	D-CFG $_{\gamma=3}$	946.4 \pm 8.99	79.4 \pm 6.35	0.60 \pm 0.00
MDLM	D-CFG $_{\gamma=3}$	317.4 \pm 11.5	95.8 \pm 9.04	0.60 \pm 0.01
UDLM	D-CFG $_{\gamma=5}$	1013.6 \pm 2.51	64.0 \pm 5.1	0.62 \pm 0.00
<i>Classifier-based</i>				
AR	FUDGE $_{\gamma=7}$	924.4 \pm 12.05	53.0 \pm 3.54	0.61 \pm 0.00
AR	PPLM $_{n=30, \eta=0.1}$	1007.2 \pm 2.28	142.0 \pm 14.2	0.45 \pm 0.00
MDLM	D-CBG $_{\gamma=3, \text{no approx.}}$ (Ours)	417.6 \pm 19.69	116.6 \pm 8.91	0.58 \pm 0.00
MDLM	NOS $_{n=5, \eta=0.1, \gamma_{kl}=0.01}$	506.0 \pm 29.45	240.4 \pm 16.01	0.45 \pm 0.01
UDLM	D-CBG $_{\gamma=10, \text{no approx.}}$ (Ours)	994.8 \pm 2.86	63.8 \pm 8.11	0.61 \pm 0.00
UDLM	NOS $_{n=10, \eta=5, \gamma_{kl}=0.01}$	547.8 \pm 10.57	158.8 \pm 10.99	0.47 \pm 0.00

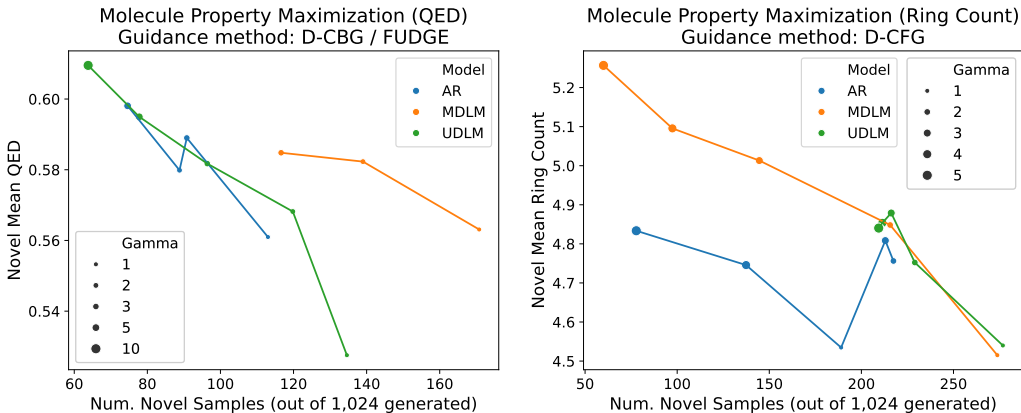


Figure 3: Diffusion models extend the steerability Pareto frontier compared to AR. (Left) Comparing D-CBG and FUDGE for maximizing the drug-likeness (QED) property in the QM9 dataset. Using our D-CBG outperforms FUDGE classifier guidance for AR. Only UDLM can accommodate larger γ values that enable better molecule property maximization. (Right) Comparing D-CFG for diffusion and AR models for maximizing ring-count in the QM9 dataset. Diffusion models better trade-off novel generation and property maximization.

Class-conditional Image Generation In Table 7, we see that both MDLM and UDLM outperform finite-time counterparts (in the form of D3PM (Austin et al., 2021)) with improved image quality metrics of Fréchet inception distance (FID; Heusel et al. (2017)) and Inception Score (IS; Salimans et al. (2016)). This is especially true when we add guidance using D-CFG. MDLM / UDLM samples are generated with $T = 1000$.

Ablation: Faster Sampling In Table 8, we explore using faster inference settings (smaller T) where diffusion models predict multiple pixels in parallel. These results focus on the CIFAR10 dataset; see Appendix D.3 for additional experiments on other datasets. MDLM’s performance deteriorates with smaller T , whereas UDLM is robust to this setting. This validates a key motivation behind UDLM: in settings where MDLM ‘locks in’ certain predictions that it cannot change, UDLM is more resilient given that all tokens can change throughout the decoding process.

Table 6: Guidance with UDLM best balances the generation of valid and novel molecules with maximizing the property of interest, ring count, compared to AR and MDLM. Validity, novelty, and mean ring count for novel sequences are measured for generated sequences from each method. Mean \pm standard deviation reported from repeated generation of 1,024 sequences using five different random seeds. Best mean values are **bolded**. “1st order” subscript for D-CBG implies first order approximation was used and “no approx.” subscript implies approximation was *not* used.

Method	Guidance	Valid (\uparrow)	Novel (\uparrow)	Ring Count Mean (\uparrow)
Original Data	-	133k	133k	1.74
<i>Classifier-free</i>				
AR	D-CFG $_{\gamma=5}$	441.4 \pm 11.08	77.8 \pm 2.28	4.83 \pm 0.08
MDLM	D-CFG $_{\gamma=5}$	90.0 \pm 8.15	60.0 \pm 7.52	5.26 \pm 0.15
UDLM	D-CFG $_{\gamma=3}$	998.2 \pm 4.49	216.2 \pm 12.99	4.88 \pm 0.04
<i>Classifier-based</i>				
AR	FUDGE $_{\gamma=5}$	281.2 \pm 4.97	103.6 \pm 4.83	4.89 \pm 0.1
AR	PPLM $_{n=10, \eta=0.1}$	1009.8 \pm 1.92	140.6 \pm 16.47	1.92 \pm 0.09
MDLM	D-CBG $_{\gamma=10, 1^{\text{st}} \text{ order}}$ (Ours)	113.0 \pm 8.75	85.6 \pm 8.82	4.75 \pm 0.23
MDLM	NOS $_{n=5, \eta=5, \gamma_{kl}=0.01}$	247.8 \pm 13.97	193.6 \pm 13.13	3.51 \pm 0.22
UDLM	D-CBG $_{\gamma=8, \text{no approx.}}$ (Ours)	897.2 \pm 11.58	432.0 \pm 19.07	4.84 \pm 0.02
UDLM	NOS $_{n=5, \eta=5, \gamma_{kl}=0.01}$	573.8 \pm 13.03	244.4 \pm 13.05	3.96 \pm 0.07

Table 7: Guidance improves quality on discretized CIFAR10. FID and IS for finite- (D3PM) and continuous-time (MDLM / UDLM) discrete diffusion models. Guidance using D-CFG ($\gamma = 4$). Best values are **bolded**. \dagger Taken from Austin et al. (2021).

	FID (\downarrow)	IS (\uparrow)
D3PM Absorb \dagger	41.28	6.26
MDLM	33.75	6.74
MDLM D-CFG	15.56	9.02
D3PM Uniform \dagger	51.27	5.99
UDLM	33.65	6.86
UDLM D-CFG	23.21	8.66



Figure 4: CIFAR10 conditional generation.

6 RELATED WORKS, DISCUSSION, AND CONCLUSION

Discrete Diffusion Recent works have examined interpolating discrete diffusion (Ou et al., 2024; Sahoo et al., 2024a; Shi et al., 2024; Zhao et al., 2024; Zheng et al., 2023), a special case of the general framework proposed in D3PM (Austin et al., 2021). Our UDLM method most closely aligns to the recent state-of-the-art discrete diffusion models of Ou et al. (2024), Sahoo et al. (2024a), and Shi et al. (2024) that focus on absorbing state diffusion. Similar to these works, we provide a continuous time ELBO leading to performance gains, but we focus on uniform noise. Of note, other extensions of D3PM that do not start from the variational perspective, instead rely on the formalisms of continuous time Markov chains (CTMC) (Campbell et al., 2022) and concrete score matching (Lou et al., 2023), but are less performant than works such as MDLM (Sahoo et al., 2024a) and our method. Also stemming from CTMC are extensions of flow-based (Lipman et al., 2022) approaches to discrete data (Campbell et al., 2024; Gat et al., 2024). In Appendix B, we discuss connections of our work to CTMC in more detail.

Guidance Leveraging continuous embeddings of discrete data, Diffusion-LM (Li et al., 2022) uses Langevin sampling with classifier-based guidance. Similarly, SSD-LM (Han et al., 2022) perform

Gaussian noising on the logits of a bi-directional model, which they combine with pre-trained classifiers to perform classifier-based guidance with Langevin dynamics. LD4LG (Lovelace et al., 2024) implement classifier-free guidance on continuous embeddings. Stark et al. (2024) use flow-matching on the simplex to perform classifier-free and classifier-based guidance on continuous representations. Wang et al. (2023) perform guidance using auxiliary semantic latent variables. In contrast, to these continuous formulations for discrete data, our work adapts guidance mechanisms directly to the discrete domain.

FUDGE (Yang & Klein, 2021) can be viewed as the AR analog to our D-CBG. DiGress (Vignac et al., 2022) uses a similar first-order approximation to the one we employ. However, in DiGress this approximation is used to resolve the intractability of the normalizing constant. In our work, we derive a tractable expression for classifier-based guidance and simply use the Taylor approximation to speed up computation in large sequence length and vocabulary size regimes. Sanchez et al. (2023) derives an equivalent formulation for D-CFG and use it to better enforce AR models’ adherence to prefix prompts. FreeGress (Ninniri et al., 2024) also offer a comparable method to D-CFG, but focus on graph diffusion models. Most similar to our method, is the concurrent work of Nisonoff et al. (2024), which derives classifier-based and classifier-free guidance for discrete diffusion and flow models. However, this work is highly tailored to models that leverage the formalism of CTMC, and guidance is applied to the rate matrices.

Conclusion In search of a more controllable diffusion process, in this work, we derived a tight variational bound for uniform noise discrete diffusion, closing the gap to state-of-the-art absorbing-state diffusion models. We also highlighted that contrary to previous findings, in small vocabulary regimes, uniform noise is on par or better than absorbing state. We then demonstrated that straight-forward adaptations of classifier-based and classifier-free guidance can offer improved guided generation relative to AR models. We found that with classifier-free mechanisms, diffusion models are more amenable to control without sacrificing quality of generated sequences. We also demonstrated that our classifier-based method is better than previous ones for both AR and diffusion models.

ACKNOWLEDGMENTS AND DISCLOSURE OF FUNDING

We thank Nate Gruver for useful discussions regarding NOS. This work was supported by NSF CAREER grants (#2145577 and #2037519) and an NIH MIRA grant (#1R35GM151243-01).

REFERENCES

- Jacob Austin, Daniel D Johnson, Jonathan Ho, Daniel Tarlow, and Rianne Van Den Berg. Structured denoising diffusion models in discrete state-spaces. *Advances in Neural Information Processing Systems*, 34:17981–17993, 2021.
- G Richard Bickerton, Gaia V Paolini, Jérémy Besnard, Sorel Muresan, and Andrew L Hopkins. Quantifying the chemical beauty of drugs. *Nature chemistry*, 4(2):90–98, 2012.
- Andrew Campbell, Joe Benton, Valentin De Bortoli, Thomas Rainforth, George Deligiannidis, and Arnaud Doucet. A continuous time framework for discrete denoising models. *Advances in Neural Information Processing Systems*, 35:28266–28279, 2022.
- Andrew Campbell, Jason Yim, Regina Barzilay, Tom Rainforth, and Tommi Jaakkola. Generative flows on discrete state-spaces: Enabling multimodal flows with applications to protein co-design. *arXiv preprint arXiv:2402.04997*, 2024.
- Ciprian Chelba, Tomas Mikolov, Mike Schuster, Qi Ge, Thorsten Brants, Phillipp Koehn, and Tony Robinson. One billion word benchmark for measuring progress in statistical language modeling, 2014.

Table 8: UDLM is robust to faster sampling. Images sampled from a conditional model (D-CFG $_{\gamma=1}$) trained on CIFAR10. F1 metric from a separate classifier trained to identify class label used for generation. Best metric per T is **bolded**.

Model	FID (\downarrow)	IS (\uparrow)	F1 (\uparrow)
$T = 128$			
MDLM	64.09	5.81	0.63
UDLM	30.48	7.30	0.80
$T = 1024$			
MDLM	27.94	7.14	0.81
UDLM	26.70	7.43	0.81

- Zihang Dai, Zhilin Yang, Yiming Yang, Jaime Carbonell, Quoc V Le, and Ruslan Salakhutdinov. Transformer-xl: Attentive language models beyond a fixed-length context. *arXiv preprint arXiv:1901.02860*, 2019.
- Sumanth Dathathri, Andrea Madotto, Janice Lan, Jane Hung, Eric Frank, Piero Molino, Jason Yosinski, and Rosanne Liu. Plug and play language models: A simple approach to controlled text generation. *arXiv preprint arXiv:1912.02164*, 2019.
- Prafulla Dhariwal and Alexander Nichol. Diffusion models beat gans on image synthesis. *Advances in neural information processing systems*, 34:8780–8794, 2021a.
- Prafulla Dhariwal and Alexander Nichol. Diffusion models beat gans on image synthesis. *Advances in neural information processing systems*, 34:8780–8794, 2021b.
- Ruiqi Gao, Aleksander Holynski, Philipp Henzler, Arthur Brussee, Ricardo Martin-Brualla, Pratul Srinivasan, Jonathan T. Barron, and Ben Poole. Cat3d: Create anything in 3d with multi-view diffusion models, 2024. URL <https://arxiv.org/abs/2405.10314>.
- Itai Gat, Tal Remez, Neta Shaul, Felix Kreuk, Ricky TQ Chen, Gabriel Synnaeve, Yossi Adi, and Yaron Lipman. Discrete flow matching. *arXiv preprint arXiv:2407.15595*, 2024.
- Aaron Gokaslan, A Feder Cooper, Jasmine Collins, Landan Seguin, Austin Jacobson, Mihir Patel, Jonathan Frankle, Cory Stephenson, and Volodymyr Kuleshov. Commoncanvas: Open diffusion models trained on creative-commons images. In *Proceedings of the IEEE/CVF Conference on Computer Vision and Pattern Recognition*, pp. 8250–8260, 2024.
- Will Grathwohl, Kevin Swersky, Milad Hashemi, David Duvenaud, and Chris Maddison. Oops i took a gradient: Scalable sampling for discrete distributions. In *International Conference on Machine Learning*, pp. 3831–3841. PMLR, 2021.
- Alex Graves, Rupesh Kumar Srivastava, Timothy Atkinson, and Faustino Gomez. Bayesian flow networks. *arXiv preprint arXiv:2308.07037*, 2023.
- Nate Gruver, Samuel Stanton, Nathan Frey, Tim GJ Rudner, Isidro Hotzel, Julien Lafrance-Vanasse, Arvind Rajpal, Kyunghyun Cho, and Andrew G Wilson. Protein design with guided discrete diffusion. *Advances in neural information processing systems*, 36, 2024.
- Albert Gu and Tri Dao. Mamba: Linear-time sequence modeling with selective state spaces. *arXiv preprint arXiv:2312.00752*, 2023.
- Xiaochuang Han, Sachin Kumar, and Yulia Tsvetkov. Ssd-lm: Semi-autoregressive simplex-based diffusion language model for text generation and modular control. *arXiv preprint arXiv:2210.17432*, 2022.
- Martin Heusel, Hubert Ramsauer, Thomas Unterthiner, Bernhard Nessler, and Sepp Hochreiter. Gans trained by a two time-scale update rule converge to a local nash equilibrium. *Advances in neural information processing systems*, 30, 2017.
- Jonathan Ho and Tim Salimans. Classifier-free diffusion guidance. *arXiv preprint arXiv:2207.12598*, 2022.
- Jonathan Ho, Ajay Jain, and Pieter Abbeel. Denoising diffusion probabilistic models. *Advances in neural information processing systems*, 33:6840–6851, 2020.
- Emiel Hooeboom, Didrik Nielsen, Priyank Jaini, Patrick Forré, and Max Welling. Argmax flows and multinomial diffusion: Learning categorical distributions. *Advances in Neural Information Processing Systems*, 34:12454–12465, 2021.
- Frank P Kelly. *Reversibility and stochastic networks*. Cambridge University Press, 2011.
- Diederik Kingma, Tim Salimans, Ben Poole, and Jonathan Ho. Variational diffusion models. *Advances in neural information processing systems*, 34:21696–21707, 2021.
- Alex Krizhevsky, Geoffrey Hinton, et al. Learning multiple layers of features from tiny images. 2009.

- Greg Landrum et al. Rdkit: A software suite for cheminformatics, computational chemistry, and predictive modeling. *Greg Landrum*, 8(31.10):5281, 2013.
- Xiang Li, John Thickstun, Ishaan Gulrajani, Percy S Liang, and Tatsunori B Hashimoto. Diffusion-lm improves controllable text generation. *Advances in Neural Information Processing Systems*, 35:4328–4343, 2022.
- Yaron Lipman, Ricky TQ Chen, Heli Ben-Hamu, Maximilian Nickel, and Matt Le. Flow matching for generative modeling. *arXiv preprint arXiv:2210.02747*, 2022.
- Aaron Lou, Chenlin Meng, and Stefano Ermon. Discrete diffusion language modeling by estimating the ratios of the data distribution. *arXiv preprint arXiv:2310.16834*, 2023.
- Justin Lovelace, Varsha Kishore, Chao Wan, Eliot Shekhtman, and Kilian Q Weinberger. Latent diffusion for language generation. *Advances in Neural Information Processing Systems*, 36, 2024.
- Matt Mahoney. Text8 dataset, 2011. URL <http://mattmahoney.net/dc/textdata>.
- Julian McAuley and Jure Leskovec. Hidden factors and hidden topics: understanding rating dimensions with review text. In *Proceedings of the 7th ACM conference on Recommender systems*, pp. 165–172, 2013.
- Chenlin Meng, Kristy Choi, Jiaming Song, and Stefano Ermon. Concrete score matching: Generalized score matching for discrete data. *Advances in Neural Information Processing Systems*, 35:34532–34545, 2022.
- Alex Nichol, Prafulla Dhariwal, Aditya Ramesh, Pranav Shyam, Pamela Mishkin, Bob McGrew, Ilya Sutskever, and Mark Chen. Glide: Towards photorealistic image generation and editing with text-guided diffusion models. *arXiv preprint arXiv:2112.10741*, 2021.
- Matteo Ninniri, Marco Podda, and Davide Bacciu. Classifier-free graph diffusion for molecular property targeting. In *Joint European Conference on Machine Learning and Knowledge Discovery in Databases*, pp. 318–335. Springer, 2024.
- Hunter Nisonoff, Junhao Xiong, Stephan Allenspach, and Jennifer Listgarten. Unlocking guidance for discrete state-space diffusion and flow models. *arXiv preprint arXiv:2406.01572*, 2024.
- Nuala A O’Leary, Mathew W Wright, J Rodney Brister, Stacy Ciufu, Diana Haddad, Rich McVeigh, Bhanu Rajput, Barbara Robbertse, Brian Smith-White, Danso Ako-Adjei, Alexander Astashyn, Azat Badretdin, Yiming Bao, Olga Blinkova, Vyacheslav Brover, Vyacheslav Chetvernin, Jinna Choi, Eric Cox, Olga Ermolaeva, Catherine M Farrell, Tamara Goldfarb, Tripti Gupta, Daniel Haft, Eneida Hatcher, Wratko Hlavina, Vinita S Joardar, Vamsi K Kodali, Wenjun Li, Donna Maglott, Patrick Masterson, Kelly M McGarvey, Michael R Murphy, Kathleen O’Neill, Shashikant Pujar, Sanjida H Rangwala, Daniel Rausch, Lillian D Riddick, Conrad Schoch, Andrei Shkeda, Susan S Storz, Hanzhen Sun, Françoise Thibaud-Nissen, Igor Tolstoy, Raymond E Tully, Anjana R Vatsan, Craig Wallin, David Webb, Wendy Wu, Melissa J Landrum, Avi Kimchi, Tatiana Tatusova, Michael DiCuccio, Paul Kitts, Terence D Murphy, and Kim D Pruitt. Reference sequence (RefSeq) database at NCBI: current status, taxonomic expansion, and functional annotation. *Nucleic Acids Res.*, 44(D1):D733–45, January 2016.
- Jingyang Ou, Shen Nie, Kaiwen Xue, Fengqi Zhu, Jiacheng Sun, Zhenguo Li, and Chongxuan Li. Your absorbing discrete diffusion secretly models the conditional distributions of clean data. *arXiv preprint arXiv:2406.03736*, 2024.
- William Peebles and Saining Xie. Scalable diffusion models with transformers. In *Proceedings of the IEEE/CVF International Conference on Computer Vision*, pp. 4195–4205, 2023.
- Ben Poole, Ajay Jain, Jonathan T Barron, and Ben Mildenhall. Dreamfusion: Text-to-3d using 2d diffusion. *arXiv preprint arXiv:2209.14988*, 2022.
- Alec Radford, Jeff Wu, Rewon Child, David Luan, Dario Amodei, and Ilya Sutskever. Language models are unsupervised multitask learners. 2019.

- Raghunathan Ramakrishnan, Pavlo O Dral, Matthias Rupp, and O Anatole Von Lilienfeld. Quantum chemistry structures and properties of 134 kilo molecules. *Scientific data*, 1(1):1–7, 2014.
- Olaf Ronneberger, Philipp Fischer, and Thomas Brox. U-net: Convolutional networks for biomedical image segmentation. In *Medical image computing and computer-assisted intervention—MICCAI 2015: 18th international conference, Munich, Germany, October 5–9, 2015, proceedings, part III 18*, pp. 234–241. Springer, 2015.
- Lars Ruddigkeit, Ruud Van Deursen, Lorenz C Blum, and Jean-Louis Reymond. Enumeration of 166 billion organic small molecules in the chemical universe database gdb-17. *Journal of chemical information and modeling*, 52(11):2864–2875, 2012.
- Chitwan Saharia, William Chan, Saurabh Saxena, Lala Li, Jay Whang, Emily L Denton, Kamyar Ghasemipour, Raphael Gontijo Lopes, Burcu Karagol Ayan, Tim Salimans, et al. Photorealistic text-to-image diffusion models with deep language understanding. *Advances in neural information processing systems*, 35:36479–36494, 2022.
- Subham Sekhar Sahoo, Marianne Arriola, Yair Schiff, Aaron Gokaslan, Edgar Marroquin, Justin T Chiu, Alexander Rush, and Volodymyr Kuleshov. Simple and effective masked diffusion language models. *arXiv preprint arXiv:2406.07524*, 2024a.
- Subham Sekhar Sahoo, Aaron Gokaslan, Chris De Sa, and Volodymyr Kuleshov. Diffusion models with learned adaptive noise. *arXiv preprint arXiv:2312.13236*, 2024b.
- Tim Salimans, Ian Goodfellow, Wojciech Zaremba, Vicki Cheung, Alec Radford, and Xi Chen. Improved techniques for training gans. *Advances in neural information processing systems*, 29, 2016.
- Guillaume Sanchez, Honglu Fan, Alexander Spangher, Elad Levi, Pawan Sasanka Ammanamanchi, and Stella Biderman. Stay on topic with classifier-free guidance. *arXiv preprint arXiv:2306.17806*, 2023.
- Anirban Sarkar, Ziqi Tang, Chris Zhao, and Peter Koo. Designing dna with tunable regulatory activity using discrete diffusion. *bioRxiv*, pp. 2024–05, 2024.
- Yair Schiff, Chia-Hsiang Kao, Aaron Gokaslan, Tri Dao, Albert Gu, and Volodymyr Kuleshov. Caduceus: Bi-directional equivariant long-range dna sequence modeling. *arXiv preprint arXiv:2403.03234*, 2024.
- Philippe Schwaller, Teodoro Laino, Théophile Gaudin, Peter Bolgar, Christopher A Hunter, Costas Bekas, and Alpha A Lee. Molecular transformer: A model for uncertainty-calibrated chemical reaction prediction. *ACS central science*, 5(9):1572–1583, 2019.
- Jiaxin Shi, Kehang Han, Zhe Wang, Arnaud Doucet, and Michalis K Titsias. Simplified and generalized masked diffusion for discrete data. *arXiv preprint arXiv:2406.04329*, 2024.
- Andy Shih, Dorsa Sadigh, and Stefano Ermon. Training and inference on any-order autoregressive models the right way. *Advances in Neural Information Processing Systems*, 35:2762–2775, 2022.
- Jascha Sohl-Dickstein, Eric Weiss, Niru Maheswaranathan, and Surya Ganguli. Deep unsupervised learning using nonequilibrium thermodynamics. In *International conference on machine learning*, pp. 2256–2265. PMLR, 2015.
- Yang Song and Stefano Ermon. Generative modeling by estimating gradients of the data distribution. *Advances in neural information processing systems*, 32, 2019.
- Hannes Stark, Bowen Jing, Chenyu Wang, Gabriele Corso, Bonnie Berger, Regina Barzilay, and Tommi Jaakkola. Dirichlet flow matching with applications to dna sequence design. *arXiv preprint arXiv:2402.05841*, 2024.
- Jianlin Su, Yu Lu, Shengfeng Pan, Ahmed Murtadha, Bo Wen, and Yunfeng Liu. Roformer: Enhanced transformer with rotary position embedding. *arXiv preprint arXiv:2104.09864*, 2021.

- Haoran Sun, Lijun Yu, Bo Dai, Dale Schuurmans, and Hanjun Dai. Score-based continuous-time discrete diffusion models. *arXiv preprint arXiv:2211.16750*, 2022.
- Yi Tay, Mostafa Dehghani, Vamsi Aribandi, Jai Gupta, Philip M Pham, Zhen Qin, Dara Bahri, Da-Cheng Juan, and Donald Metzler. Omninet: Omnidirectional representations from transformers. In *International Conference on Machine Learning*, pp. 10193–10202. PMLR, 2021.
- Dustin Tran, Keyon Vafa, Kumar Agrawal, Laurent Dinh, and Ben Poole. Discrete flows: Invertible generative models of discrete data. *Advances in Neural Information Processing Systems*, 32, 2019.
- Clement Vignac, Igor Krawczuk, Antoine Siraudin, Bohan Wang, Volkan Cevher, and Pascal Frossard. Digress: Discrete denoising diffusion for graph generation. *arXiv preprint arXiv:2209.14734*, 2022.
- Alex Wang and Kyunghyun Cho. Bert has a mouth, and it must speak: Bert as a markov random field language model. *arXiv preprint arXiv:1902.04094*, 2019.
- Yingheng Wang, Yair Schiff, Aaron Gokaslan, Weishen Pan, Fei Wang, Christopher De Sa, and Volodymyr Kuleshov. Infodiffusion: Representation learning using information maximizing diffusion models. In *International Conference on Machine Learning*, pp. 36336–36354. PMLR, 2023.
- David Weininger. Smiles, a chemical language and information system. 1. introduction to methodology and encoding rules. *Journal of chemical information and computer sciences*, 28(1):31–36, 1988.
- Thomas Wolf, Lysandre Debut, Victor Sanh, Julien Chaumond, Clement Delangue, Anthony Moi, Pierric Cistac, Tim Rault, Rémi Louf, Morgan Funtowicz, Joe Davison, Sam Shleifer, Patrick von Platen, Clara Ma, Yacine Jernite, Julien Plu, Canwen Xu, Teven Le Scao, Sylvain Gugger, Mariama Drame, Quentin Lhoest, and Alexander M. Rush. Transformers: State-of-the-art natural language processing. In *Proceedings of the 2020 Conference on Empirical Methods in Natural Language Processing: System Demonstrations*, pp. 38–45, Online, October 2020. Association for Computational Linguistics. URL <https://www.aclweb.org/anthology/2020.emnlp-demos.6>.
- Kevin Yang and Dan Klein. Fudge: Controlled text generation with future discriminators. *arXiv preprint arXiv:2104.05218*, 2021.
- Xiang Zhang, Junbo Zhao, and Yann LeCun. Character-level convolutional networks for text classification. *Advances in neural information processing systems*, 28, 2015.
- Lingxiao Zhao, Xueying Ding, Lijun Yu, and Leman Akoglu. Improving and unifying discrete&continuous-time discrete denoising diffusion. *arXiv preprint arXiv:2402.03701*, 2024.
- Lin Zheng, Jianbo Yuan, Lei Yu, and Lingpeng Kong. A reparameterized discrete diffusion model for text generation. *arXiv preprint arXiv:2302.05737*, 2023.
- Zachary Ziegler and Alexander Rush. Latent normalizing flows for discrete sequences. In *International Conference on Machine Learning*, pp. 7673–7682. PMLR, 2019.

A CONTINUOUS TIME DISCRETE UNIFORM DIFFUSION

Here, we derive a continuous time formulation ($T \rightarrow \infty$) for the diffusion loss term $\mathcal{L}_{\text{diffusion}}$ when using the uniform distribution as the limiting distribution of the diffusion process.

For uniform noise diffusion, we define a limiting distribution $\mathbf{u} = \mathbf{1}/N$, where $\mathbf{1}$ represents the column vector of all ones, and N the size of the vocabulary. We adopt the assumption from MDLM (Sahoo et al., 2024a) that our diffusion process interpolates between clean data and noise:

$$q(\mathbf{z}_t | \mathbf{x}) = \text{Cat}(\mathbf{z}_t; \alpha_t \mathbf{x} + (1 - \alpha_t) \boldsymbol{\pi}) \quad (20)$$

and the marginals are given as

$$q(\mathbf{z}_t | \mathbf{z}_s) = \text{Cat}(\mathbf{z}_t; \alpha_{t|s} \mathbf{z}_s + (1 - \alpha_{t|s}) \boldsymbol{\pi}), \quad (21)$$

where $\alpha_{t|s} = \alpha_t / \alpha_s$.

Following Austin et al. (2021), we can derive the posterior:

$$q(\mathbf{z}_s | \mathbf{z}_t, \mathbf{x}) = \text{Cat} \left(\mathbf{z}_s; \frac{[\alpha_{t|s} \mathbf{z}_t + (1 - \alpha_{t|s}) \mathbf{1} \boldsymbol{\pi}^\top \mathbf{z}_t] \odot [\alpha_s \mathbf{x} + (1 - \alpha_s) \boldsymbol{\pi}]}{\alpha_t \langle \mathbf{z}_t, \mathbf{x} \rangle + (1 - \alpha_t) \mathbf{z}_t^\top \boldsymbol{\pi}} \right). \quad (22)$$

Using $\boldsymbol{\pi} = \mathbf{u}$ as defined above, we get the following:

$$q(\mathbf{z}_s | \mathbf{z}_t, \mathbf{x}) = \text{Cat} \left(\mathbf{z}_s; \frac{\alpha_t \mathbf{z}_t \odot \mathbf{x} + \frac{(\alpha_{t|s} - \alpha_t)}{N} \mathbf{z}_t + \frac{(\alpha_s - \alpha_t)}{N} \mathbf{x} + \frac{(1 - \alpha_{t|s})(1 - \alpha_s)}{N^2} \mathbf{1}}{\alpha_t \langle \mathbf{z}_t, \mathbf{x} \rangle + \frac{(1 - \alpha_t)}{N}} \right) \quad (23)$$

$$= \text{Cat} \left(\mathbf{z}_s; \frac{N \alpha_t \mathbf{z}_t \odot \mathbf{x} + (\alpha_{t|s} - \alpha_t) \mathbf{z}_t + (\alpha_s - \alpha_t) \mathbf{x} + \frac{(\alpha_s - \alpha_t)(1 - \alpha_s)}{N \alpha_s} \mathbf{1}}{N \alpha_t \langle \mathbf{z}_t, \mathbf{x} \rangle + 1 - \alpha_t} \right). \quad (24)$$

For the denoising distribution, we replace \mathbf{x} by \mathbf{x}_θ :

$$p_\theta(\mathbf{z}_s | \mathbf{z}_t) = \text{Cat} \left(\mathbf{z}_s; \frac{N \alpha_t \mathbf{z}_t \odot \mathbf{x}_\theta + (\alpha_{t|s} - \alpha_t) \mathbf{z}_t + (\alpha_s - \alpha_t) \mathbf{x}_\theta + \frac{(\alpha_s - \alpha_t)(1 - \alpha_s)}{\alpha_s N} \mathbf{1}}{N \alpha_t \langle \mathbf{z}_t, \mathbf{x}_\theta \rangle + 1 - \alpha_t} \right). \quad (25)$$

Let us now look at the diffusion loss term in the NELBO:

$$T \cdot D_{\text{KL}}(q(\mathbf{z}_s | \mathbf{z}_t, \mathbf{x}) || p_\theta(\mathbf{z}_s | \mathbf{z}_t)) = T \cdot \sum_{j \in [N]} q(\mathbf{z}_s | \mathbf{z}_t, \mathbf{x})_j \log \left(\frac{q(\mathbf{z}_s | \mathbf{z}_t, \mathbf{x})_j}{p_\theta(\mathbf{z}_s | \mathbf{z}_t)_j} \right). \quad (26)$$

Letting $i = \arg \max_{j \in [N]} (\mathbf{z}_t)_j$ be the non-zero entry of \mathbf{z}_t , we can break up this KL into two terms:

$$\begin{aligned} T \cdot D_{\text{KL}}(q(\mathbf{z}_s | \mathbf{z}_t, \mathbf{x}) || p_\theta(\mathbf{z}_s | \mathbf{z}_t)) &= T \cdot \underbrace{q(\mathbf{z}_s | \mathbf{z}_t, \mathbf{x})_i \log \left(\frac{q(\mathbf{z}_s | \mathbf{z}_t, \mathbf{x})_i}{p_\theta(\mathbf{z}_s | \mathbf{z}_t)_i} \right)}_{\text{Term 1}} \\ &\quad + T \cdot \underbrace{\sum_{\substack{j \in [N] \\ \text{s.t. } (\mathbf{z}_t)_j = 0}} q(\mathbf{z}_s | \mathbf{z}_t, \mathbf{x})_j \log \left(\frac{q(\mathbf{z}_s | \mathbf{z}_t, \mathbf{x})_j}{p_\theta(\mathbf{z}_s | \mathbf{z}_t)_j} \right)}_{\text{Term 2}}. \end{aligned} \quad (27)$$

We now examine each of these terms taking $T \rightarrow \infty$, or equivalently, using $s = t - \frac{1}{T} \implies T = \frac{1}{t-s}$, taking $s \rightarrow t$.

Term 1:

$$\begin{aligned} \lim_{s \rightarrow t} \frac{1}{t-s} \cdot \frac{N \alpha_t \mathbf{x}_i + \alpha_{t|s} - \alpha_t + (\alpha_s - \alpha_t) \mathbf{x}_i + \frac{(\alpha_s - \alpha_t)(1 - \alpha_s)}{\alpha_s N}}{N \alpha_t \mathbf{x}_i + 1 - \alpha_t} \\ \cdot \log \left[\frac{\frac{N \alpha_t \mathbf{x}_i + \alpha_{t|s} - \alpha_t + (\alpha_s - \alpha_t) \mathbf{x}_i + \frac{(\alpha_s - \alpha_t)(1 - \alpha_s)}{\alpha_s N}}{N \alpha_t \mathbf{x}_i + 1 - \alpha_t}}{\frac{N \alpha_t (\mathbf{x}_\theta)_i + \alpha_{t|s} - \alpha_t + (\alpha_s - \alpha_t) (\mathbf{x}_\theta)_i + \frac{(\alpha_s - \alpha_t)(1 - \alpha_s)}{\alpha_s N}}{N \alpha_t (\mathbf{x}_\theta)_i + 1 - \alpha_t}} \right] \end{aligned} \quad (28)$$

As $s \rightarrow t$, the coefficient on the log term will approach 1. Additionally both the numerator and the denominator inside the log term will approach 1, thus the entire log term will approach 0. Combining this with the fact that $t - s$ will approach 0, gives us the indeterminate form of $0/0$, hence we apply L'Hôpital's rule to (28). Writing q and p_θ as functions of s , when we differentiate the log term we get:

$$\begin{aligned} \frac{d}{ds} \log \left[\frac{q(s)}{p_\theta(s)} \right] &= \frac{d}{ds} \log q(s) - \frac{d}{ds} \log p_\theta(s) \\ &= \frac{\frac{d}{ds} q(s)}{q(s)} - \frac{\frac{d}{ds} p_\theta(s)}{p_\theta(s)} \end{aligned} \quad (29)$$

Let's look at each derivative term in (29):

$$\begin{aligned} \lim_{s \rightarrow t} \frac{d}{ds} q(s) &= \lim_{s \rightarrow t} \frac{\frac{-\alpha'_s \alpha_t}{\alpha_s^2} + \alpha'_s (\mathbf{x}_\theta)_i + \frac{N \alpha_s [\alpha'_s (1 - \alpha_s) - \alpha'_s (\alpha_s - \alpha_t)] - [N \alpha'_s (\alpha_s - \alpha_t) (1 - \alpha_s)]}{N \alpha_s^2}}{N \alpha_t \mathbf{x}_i + 1 - \alpha_t} \\ &= \frac{\frac{-\alpha'_t}{\alpha_t} + \alpha'_t \mathbf{x}_i + \frac{\alpha'_t (1 - \alpha_t)}{N \alpha_t}}{N \alpha_t \mathbf{x}_i + 1 - \alpha_t} \\ &= \frac{\alpha'_t}{N \alpha_t} \left[\frac{-N + N \alpha_t \mathbf{x}_i + 1 - \alpha_t}{N \alpha_t \mathbf{x}_i + 1 - \alpha_t} \right] \\ &= \frac{\alpha'_t}{N \alpha_t} \left[1 - \frac{N}{N \alpha_t \mathbf{x}_i + 1 - \alpha_t} \right] \end{aligned} \quad (30)$$

Similarly,

$$\lim_{s \rightarrow t} \frac{d}{ds} p_\theta(s) = \frac{\alpha'_t}{N \alpha_t} \left[1 - \frac{N}{N \alpha_t (\mathbf{x}_\theta)_i + 1 - \alpha_t} \right] \quad (31)$$

Note that when taking $s \rightarrow t$, both $q(s)$ and $p_\theta(s)$ evaluate to 1. Additionally, differentiating $\frac{1}{t-s}$ with respect to s evaluates to -1 . When combining these facts and plugging (30) and (31) into (29), (28) becomes

$$\begin{aligned} \lim_{s \rightarrow t} \text{Term 1} &= \frac{-\alpha'_t}{N \alpha_t} \left[1 - \frac{N}{N \alpha_t \mathbf{x}_i + 1 - \alpha_t} \right] + \frac{\alpha'_t}{N \alpha_t} \left[1 - \frac{N}{N \alpha_t (\mathbf{x}_\theta)_i + 1 - \alpha_t} \right] \\ &= \frac{\alpha'_t}{N \alpha_t} \left[\frac{N}{N \alpha_t \mathbf{x}_i + 1 - \alpha_t} - \frac{N}{N \alpha_t (\mathbf{x}_\theta)_i + 1 - \alpha_t} \right] \end{aligned} \quad (32)$$

Term 2:

$$\lim_{s \rightarrow t} \frac{1}{t-s} \cdot \sum_{\substack{j \in [N] \\ \text{s.t. } (\mathbf{z}_t)_j = 0}} \frac{(\alpha_s - \alpha_t) \mathbf{x}_j + \frac{(\alpha_s - \alpha_t)(1 - \alpha_s)}{N \alpha_s}}{N \alpha_t \mathbf{x}_i + 1 - \alpha_t} \log \left[\frac{\frac{(\alpha_s - \alpha_t) \mathbf{x}_j + \frac{(\alpha_s - \alpha_t)(1 - \alpha_s)}{N \alpha_s}}{N \alpha_t \mathbf{x}_i + 1 - \alpha_t}}{\frac{(\alpha_s - \alpha_t) (\mathbf{x}_\theta)_j + \frac{(\alpha_s - \alpha_t)(1 - \alpha_t)}{N \alpha_s}}{N \alpha_t (\mathbf{x}_\theta)_i + 1 - \alpha_t}} \right] \quad (33)$$

For each term in the summation, $\frac{1}{t-s}$ times the coefficient on the log term will have an indeterminate form of $0/0$ as $s \rightarrow t$. We therefore apply L'Hôpital's rule to this coefficient:

$$\lim_{s \rightarrow t} \frac{1}{t-s} \cdot \frac{(\alpha_s - \alpha_t) \mathbf{x}_j + \frac{(\alpha_s - \alpha_t)(1 - \alpha_s)}{N \alpha_s}}{N \alpha_t \mathbf{x}_i + 1 - \alpha_t} = \frac{-\alpha'_t}{N \alpha_t} \left[\frac{N \alpha_t \mathbf{x}_j + 1 - \alpha_t}{N \alpha_t \mathbf{x}_i + 1 - \alpha_t} \right] \quad (34)$$

Now, for the log term, we exchange the limit with the continuous log function and have that both the numerator and the denominator go to zero as $s \rightarrow t$. We therefore apply L'Hôpital's rule here as

well:

$$\begin{aligned}
\log \lim_{s \rightarrow t} & \left[\frac{(\alpha_s - \alpha_t) \mathbf{x}_j + \frac{(\alpha_s - \alpha_t)(1 - \alpha_s)}{N\alpha_s}}{N\alpha_t \mathbf{x}_i + 1 - \alpha_t} \right] = \log \lim_{s \rightarrow t} \left[\frac{\frac{d}{ds} (\alpha_s - \alpha_t) \mathbf{x}_j + \frac{(\alpha_s - \alpha_t)(1 - \alpha_s)}{N\alpha_s}}{N\alpha_t \mathbf{x}_i + 1 - \alpha_t} \right] \\
& = \log \left[\left(\frac{N\alpha_t(\mathbf{x}_\theta)_i + 1 - \alpha_t}{N\alpha_t \mathbf{x}_i + 1 - \alpha_t} \right) \left(\frac{\alpha'_t \mathbf{x}_j + \frac{\alpha'_t(1 - \alpha_t)}{N\alpha_t}}{\alpha'_t(\mathbf{x}_\theta)_j + \frac{\alpha'_t(1 - \alpha_t)}{N\alpha_t}} \right) \right] \\
& = \log \left[\left(\frac{N\alpha_t(\mathbf{x}_\theta)_i + 1 - \alpha_t}{N\alpha_t \mathbf{x}_i + 1 - \alpha_t} \right) \left(\frac{\frac{\alpha'_t}{N\alpha_t} (N\alpha_t \mathbf{x}_j + 1 - \alpha_t)}{\frac{\alpha'_t}{N\alpha_t} (N\alpha_t(\mathbf{x}_\theta)_j + 1 - \alpha_t)} \right) \right] \\
& = \log \left[\left(\frac{N\alpha_t(\mathbf{x}_\theta)_i + 1 - \alpha_t}{N\alpha_t \mathbf{x}_i + 1 - \alpha_t} \right) \left(\frac{N\alpha_t \mathbf{x}_j + 1 - \alpha_t}{N\alpha_t(\mathbf{x}_\theta)_j + 1 - \alpha_t} \right) \right] \\
& = \log \left[\left(\frac{N\alpha_t(\mathbf{x}_\theta)_i + 1 - \alpha_t}{N\alpha_t(\mathbf{x}_\theta)_j + 1 - \alpha_t} \right) \left(\frac{N\alpha_t \mathbf{x}_j + 1 - \alpha_t}{N\alpha_t \mathbf{x}_i + 1 - \alpha_t} \right) \right] \tag{35}
\end{aligned}$$

Multiplying (34) by (35), we get:

$$\lim_{s \rightarrow t} \text{Term 2} = \boxed{\frac{-\alpha'_t}{N\alpha_t} \sum_{\substack{j \in [N] \\ \text{s.t. } (\mathbf{z}_t)_j = 0}} \left(\frac{N\alpha_t \mathbf{x}_j + 1 - \alpha_t}{N\alpha_t \mathbf{x}_i + 1 - \alpha_t} \right) \log \left[\left(\frac{N\alpha_t(\mathbf{x}_\theta)_i + 1 - \alpha_t}{N\alpha_t(\mathbf{x}_\theta)_j + 1 - \alpha_t} \right) \left(\frac{N\alpha_t \mathbf{x}_j + 1 - \alpha_t}{N\alpha_t \mathbf{x}_i + 1 - \alpha_t} \right) \right]} \tag{36}$$

Combining Terms 1 and 2: Using (32) and (36), the final KL term in the continuous time limit is:

$$\begin{aligned}
\lim_{T \rightarrow \infty} T \cdot D_{\text{KL}}(q||p_\theta) & = \frac{\alpha'_t}{N\alpha_t} \left[\frac{N}{N\alpha_t \mathbf{x}_i + 1 - \alpha_t} - \frac{N}{N\alpha_t(\mathbf{x}_\theta)_i + 1 - \alpha_t} \right. \\
& \quad \left. - \sum_{\substack{j \in [N] \\ \text{s.t. } (\mathbf{z}_t)_j = 0}} \left(\frac{N\alpha_t \mathbf{x}_j + 1 - \alpha_t}{N\alpha_t \mathbf{x}_i + 1 - \alpha_t} \right) \log \left[\left(\frac{N\alpha_t(\mathbf{x}_\theta)_i + 1 - \alpha_t}{N\alpha_t(\mathbf{x}_\theta)_j + 1 - \alpha_t} \right) \left(\frac{N\alpha_t \mathbf{x}_j + 1 - \alpha_t}{N\alpha_t \mathbf{x}_i + 1 - \alpha_t} \right) \right] \right].
\end{aligned}$$

Defining $\bar{\mathbf{x}} = N\alpha_t \mathbf{x} + (1 - \alpha_t)\mathbf{1}$ and $\bar{\mathbf{x}}_\theta = N\alpha_t \mathbf{x}_\theta + (1 - \alpha_t)\mathbf{1}$, as in Section 4.2, yields the desired result.

B RELATING UDLM TO CTMC

Similar to Sahoo et al. (2024a), our work tackles the problem of discrete diffusion from the variational perspective and analyzes the ELBO in the continuous time limit. In contrast, other works, such as Campbell et al. (2022) and Lou et al. (2023), have extended the discrete diffusion framework proposed in Austin et al. (2021) using the formalisms of continuous time Markov chains (CTMC). In this section, we relate these two approaches.

Background on CTMC In the CTMC formulation, the key quantity of interest is the **rate matrix** $R_t \in \mathbb{R}^{N \times N}$. In analogy to the discrete time transition matrices Q_t , which define the transition probabilities between states, these rate matrices define the instantaneous rate of change between states in continuous time. More formally, letting δ be the Kronecker delta function, and using \mathbf{z} and \mathbf{z}' to denote observed values of the latents, we can define the forward noising process using R_t as follows:

$$q(\mathbf{z}_t = \mathbf{z}' \mid \mathbf{z}_s = \mathbf{z}) = \delta_{\mathbf{z}', \mathbf{z}} + R_t(\mathbf{z}, \mathbf{z}') \frac{1}{T} + o\left(\frac{1}{T}\right) \tag{37}$$

where $o(1/T)$ indicates terms that vanish more quickly than $1/T$. Recall that we defined $s = t - \frac{1}{T}$. In continuous time, as $T \rightarrow \infty$, $o(1/T)$ terms are ignored, and we have

$$R_t(\mathbf{z}, \mathbf{z}') = \lim_{T \rightarrow \infty} \frac{q(\mathbf{z}_t = \mathbf{z}' \mid \mathbf{z}_{t-(1/T)} = \mathbf{z}) - \delta_{\mathbf{z}', \mathbf{z}}}{1/T}, \tag{38}$$

hence our treatment of R_t as the ‘instantaneous’ rate of state transitions.

Importantly, processes defined as in (37) have known time reversal processes given by (Kelly, 2011; Sun et al., 2022):

$$q(\mathbf{z}_s = \mathbf{z}' \mid \mathbf{z}_t = \mathbf{z}) = \delta_{\mathbf{z}', \mathbf{z}} + \check{R}_t(\mathbf{z}, \mathbf{z}') \frac{1}{T} + o\left(\frac{1}{T}\right), \quad (39)$$

where \check{R}_t represents the reverse rate matrix which is related to the forward matrix as follows:

$$\check{R}_t(\mathbf{z}', \mathbf{z}) = \frac{q(\mathbf{z}_t = \mathbf{z}')}{q(\mathbf{z}_t = \mathbf{z})} R_t(\mathbf{z}, \mathbf{z}'), \quad \text{if } \mathbf{z}' \neq \mathbf{z} \quad (40)$$

with $\check{R}_t(\mathbf{z}, \mathbf{z}) = -\sum_{\mathbf{z}' \neq \mathbf{z}} \check{R}_t(\mathbf{z}', \mathbf{z})$, which ensures that the rows of \check{R}_t sum to zero (i.e., mass cannot be created or destroyed). Note that in (40), we are scaling the forward rate matrix by a ratio of the unconditional marginals: $q(\mathbf{z}_t = \mathbf{z}')/q(\mathbf{z}_t = \mathbf{z})$.

Forward Rate Matrices for Uniform Noise Recall from the analysis in Appendix A that we can use L’Hopital’s rule to evaluate $\lim_{T \rightarrow \infty} T \cdot (1 - \alpha_{t|s}) = -\alpha'_t/\alpha_t$. Now, using (21) from above, for $\mathbf{z}' \neq \mathbf{z}$ we have

$$q(\mathbf{z}_t = \mathbf{z}' \mid \mathbf{z}_s = \mathbf{z}) = \frac{1 - \alpha_{t|s}}{N}. \quad (41)$$

Combining this with (38), we have that:

$$R_t(\mathbf{z}, \mathbf{z}') = \lim_{T \rightarrow \infty} T \cdot \frac{1 - \alpha_{t|s}}{N} = -\frac{\alpha'_t}{N\alpha_t}. \quad (42)$$

Now for $\mathbf{z}' = \mathbf{z}$, again from (21), we have

$$q(\mathbf{z}_t = \mathbf{z} \mid \mathbf{z}_s = \mathbf{z}) = \alpha_{t|s} + \frac{1 - \alpha_{t|s}}{N}, \quad (43)$$

which combines with (38) to yield:

$$R_t(\mathbf{z}, \mathbf{z}) = \lim_{T \rightarrow \infty} T \cdot \left(\alpha_{t|s} + \frac{1 - \alpha_{t|s}}{N} - 1 \right) = \frac{1 - N}{N} \lim_{T \rightarrow \infty} T \cdot (1 - \alpha_{t|s}) = \frac{-\alpha'_t}{N\alpha_t} (1 - N). \quad (44)$$

Alternatively, for (44), we could have relied on the property that $R_t(\mathbf{z}, \mathbf{z}) = -\sum_{\mathbf{z}' \neq \mathbf{z}} R_t(\mathbf{z}, \mathbf{z}')$.

Writing (42) and (44) as a single expression, gives:

$$R_t(\mathbf{z}, \mathbf{z}') = -\frac{\alpha'_t}{N\alpha_t} [\mathbf{1}\mathbf{1}^\top - N\mathbf{I}]. \quad (45)$$

B.1 EQUIVALENCE OF UDLM ELBO AND SEDD ELBO

Below, we demonstrate that the variational lower bound from (18) used to train UDLM is equivalent to the lower bound derived in SEDD (Lou et al., 2023).

Notation To facilitate the discussion, we introduce a notational shorthand $q_t(\mathbf{z}') = q(\mathbf{z}_t = \mathbf{z}')$ and $q_t(\mathbf{z}' \mid \mathbf{x}) = q(\mathbf{z}_t = \mathbf{z}' \mid \mathbf{x})$.

In SEDD, the quantity of interest is the ratio of probabilities in the reverse rate matrix equation given in (40), and they train a parametric model to learn this so-called concrete score (Meng et al., 2022):

$$s_\theta(\mathbf{z})_{\mathbf{z}'} \approx \frac{q_t(\mathbf{z}')}{q_t(\mathbf{z})}. \quad (46)$$

Since the unconditional marginals in this ratio are intractable, SEDD proposes a tractable denoising score-based objective. Importantly, they show that the denoising score-based objective they use

for training serves as variational bound and derive the following expression for Negative Evidence Lower Bound (NELBO):

$$\text{NELBO}_{\text{SEDD}} = \mathbb{E}_{t \in [0,1], \mathbf{z} \sim q_t(\cdot|\mathbf{x})} \left[\sum_{\mathbf{z}' \neq \mathbf{z}_t} R_t(\mathbf{z}, \mathbf{z}') \left(\mathbf{s}_\theta(\mathbf{z})_{\mathbf{z}'} - \frac{q_t(\mathbf{z}'|\mathbf{x})}{q_t(\mathbf{z}|\mathbf{x})} \log \mathbf{s}_\theta(\mathbf{z})_{\mathbf{z}'} + K \left(\frac{q_t(\mathbf{z}'|\mathbf{x})}{q_t(\mathbf{z}|\mathbf{x})} \right) \right) \right], \quad (47)$$

where $K(a) = a(\log a - 1)$, for $a \in \mathbb{R}^+$.

SEDD with Interpolating Uniform Noise From (1) we have $q_t(\mathbf{z}|\mathbf{x}) = \alpha_t \mathbf{x}_i + (1 - \alpha_t)/N$ where i is the non-zero index of the one-hot vector \mathbf{z} , i.e., $\mathbf{z}_i = 1$. Thus, the ‘true’ conditional score in (47) can be written as

$$\frac{q_t(\mathbf{z}'|\mathbf{x})}{q_t(\mathbf{z}|\mathbf{x})} = \frac{\alpha_t \mathbf{x}_j + (1 - \alpha_t)/N}{\alpha_t \mathbf{x}_i + (1 - \alpha_t)/N} = \frac{N\alpha_t \mathbf{x}_j + (1 - \alpha_t)}{N\alpha_t \mathbf{x}_i + (1 - \alpha_t)}, \quad (48)$$

where we use i and j to denote the non-zero indices of the one-hot vectors \mathbf{z} and \mathbf{z}' , respectively.

Using Mean Parameterization in SEDD NELBO In our work, we use the mean parameterization: we predict the ‘clean’ data given noisy observations using the model that we denote as \mathbf{x}_θ . Note that (47) is minimized if

$$\mathbf{s}_\theta(\mathbf{z})_{\mathbf{z}'} = \frac{q_t(\mathbf{z}'|\mathbf{x})}{q_t(\mathbf{z}|\mathbf{x})}.$$

Thus, we can replace \mathbf{x} in (48) to extract a score model from our parameterization:

$$\mathbf{s}_\theta(\mathbf{z})_{\mathbf{z}'} = \frac{\alpha_t (\mathbf{x}_\theta)_j + (1 - \alpha_t)/N}{\alpha_t (\mathbf{x}_\theta)_i + (1 - \alpha_t)/N} = \frac{N\alpha_t (\mathbf{x}_\theta)_j + (1 - \alpha_t)}{N\alpha_t (\mathbf{x}_\theta)_i + (1 - \alpha_t)}. \quad (49)$$

We now show two useful identities that come from this parameterization. First,

$$\begin{aligned} \sum_{\mathbf{z}' \neq \mathbf{z}} \mathbf{s}_\theta(\mathbf{z})_{\mathbf{z}'} &= \sum_{j \neq i} \frac{\alpha_t (\mathbf{x}_\theta)_j + (1 - \alpha_t)/N}{\alpha_t (\mathbf{x}_\theta)_i + (1 - \alpha_t)/N} \\ &= \frac{\alpha_t [\sum_{j \neq i} (\mathbf{x}_\theta)_j] + \sum_{j \neq i} (1 - \alpha_t)/N}{\alpha_t (\mathbf{x}_\theta)_i + (1 - \alpha_t)/N} \\ &= \frac{\alpha_t [\sum_{j \neq i} (\mathbf{x}_\theta)_j] + (1 - \alpha_t)(N - 1)/N}{\alpha_t (\mathbf{x}_\theta)_i + (1 - \alpha_t)/N} & \because \sum_{j=1}^N 1 = N \implies \sum_{j \neq i} 1 = N - 1 \\ &= \frac{\alpha_t [1 - (\mathbf{x}_\theta)_i] + (1 - \alpha_t) - (1 - \alpha_t)/N}{\alpha_t (\mathbf{x}_\theta)_i + (1 - \alpha_t)/N} & \because \sum_j (\mathbf{x}_\theta)_j = 1 \implies \sum_{j \neq i} (\mathbf{x}_\theta)_j = 1 - (\mathbf{x}_\theta)_i \\ &= \frac{\alpha_t + (1 - \alpha_t) - \alpha_t (\mathbf{x}_\theta)_i - (1 - \alpha_t)/N}{\alpha_t (\mathbf{x}_\theta)_i + (1 - \alpha_t)/N} \\ &= \frac{1 - \alpha_t (\mathbf{x}_\theta)_i - (1 - \alpha_t)/N}{\alpha_t (\mathbf{x}_\theta)_i + (1 - \alpha_t)/N} \\ &= \frac{1}{\alpha_t (\mathbf{x}_\theta)_i + (1 - \alpha_t)/N} - 1 \\ &= \frac{N}{N\alpha_t (\mathbf{x}_\theta)_i + (1 - \alpha_t)} - 1 \end{aligned} \quad (50)$$

The same logic can be applied to show that

$$\sum_{\mathbf{z}' \neq \mathbf{z}} \frac{q_t(\mathbf{z}'|\mathbf{x})}{q_t(\mathbf{z}|\mathbf{x})} = \sum_{j \neq i} \frac{\alpha_t \mathbf{x}_j + (1 - \alpha_t)/N}{\alpha_t \mathbf{x}_i + (1 - \alpha_t)/N} = \frac{N}{N\alpha_t \mathbf{x}_i + (1 - \alpha_t)} - 1. \quad (51)$$

Equivalence Between NELBO_{SEDD} and NELBO_{UDLM} We can now use the identities from (50) and (51) to demonstrate that NELBO_{SEDD} (47) is equivalent to NELBO_{UDLM} (18).

NELBO_{SEDD}

$$\begin{aligned}
&= \mathbb{E}_{t \in [0,1], \mathbf{z} \sim q_t(\cdot|\mathbf{x})} \left[\sum_{\mathbf{z}' \neq \mathbf{z}} R_t(\mathbf{z}, \mathbf{z}') \left(\mathbf{s}_\theta(\mathbf{z})_{\mathbf{z}'} - \frac{q_t(\mathbf{z}'|\mathbf{x})}{q_t(\mathbf{z}|\mathbf{x})} \log \mathbf{s}_\theta(\mathbf{z})_{\mathbf{z}'} + K \left(\frac{q_t(\mathbf{z}'|\mathbf{x})}{q_t(\mathbf{z}|\mathbf{x})} \right) \right) \right] \\
&= \mathbb{E}_{t \in [0,1], \mathbf{z} \sim q_t(\cdot|\mathbf{x})} \left[\sum_{\mathbf{z}' \neq \mathbf{z}} -\frac{\alpha'_t}{N\alpha_t} \left(\mathbf{s}_\theta(\mathbf{z})_{\mathbf{z}'} - \frac{q_t(\mathbf{z}'|\mathbf{x})}{q_t(\mathbf{z}|\mathbf{x})} \log \mathbf{s}_\theta(\mathbf{z})_{\mathbf{z}'} + K \left(\frac{q_t(\mathbf{z}'|\mathbf{x})}{q_t(\mathbf{z}|\mathbf{x})} \right) \right) \right] \quad \text{from (42)} \\
&= \mathbb{E}_{t \in [0,1], \mathbf{z} \sim q_t(\cdot|\mathbf{x})} \left[\frac{\alpha'_t}{N\alpha_t} \left(-\sum_{\mathbf{z}' \neq \mathbf{z}} \mathbf{s}_\theta(\mathbf{z})_{\mathbf{z}'} + \sum_{\mathbf{z}' \neq \mathbf{z}} \frac{q_t(\mathbf{z}'|\mathbf{x})}{q_t(\mathbf{z}|\mathbf{x})} \log \mathbf{s}_\theta(\mathbf{z})_{\mathbf{z}'} - \sum_{\mathbf{z}' \neq \mathbf{z}} K \left(\frac{q_t(\mathbf{z}'|\mathbf{x})}{q_t(\mathbf{z}|\mathbf{x})} \right) \right) \right]
\end{aligned}$$

Recall that $K(a) = a \log a - a$

$$= \mathbb{E}_{t \in [0,1], \mathbf{z} \sim q_t(\cdot|\mathbf{x})} \frac{\alpha'_t}{N\alpha_t} \left[-\sum_{\mathbf{z}' \neq \mathbf{z}} \mathbf{s}_\theta(\mathbf{z})_{\mathbf{z}'} + \sum_{\mathbf{z}' \neq \mathbf{z}} \frac{q_t(\mathbf{z}'|\mathbf{x})}{q_t(\mathbf{z}|\mathbf{x})} \log \mathbf{s}_\theta(\mathbf{z})_{\mathbf{z}'} - \sum_{\mathbf{z}' \neq \mathbf{z}} \frac{q_t(\mathbf{z}'|\mathbf{x})}{q_t(\mathbf{z}|\mathbf{x})} \log \frac{q_t(\mathbf{z}'|\mathbf{x})}{q_t(\mathbf{z}|\mathbf{x})} + \sum_{\mathbf{z}' \neq \mathbf{z}} \frac{q_t(\mathbf{z}'|\mathbf{x})}{q_t(\mathbf{z}|\mathbf{x})} \right]$$

Using (50) and (51) we get,

$$\begin{aligned}
&= \mathbb{E}_{t \in [0,1], \mathbf{z} \sim q_t(\cdot|\mathbf{x})} \frac{\alpha'_t}{N\alpha_t} \left[-\frac{N}{\alpha_t N(\mathbf{x}_\theta)_i + (1 - \alpha_t)} + \frac{N}{\alpha_t N\mathbf{x}_i + (1 - \alpha_t)} \right. \\
&\quad \left. + \sum_{\mathbf{z}' \neq \mathbf{z}} \frac{q_t(\mathbf{z}'|\mathbf{x})}{q_t(\mathbf{z}|\mathbf{x})} \log \mathbf{s}_\theta(\mathbf{z})_{\mathbf{z}'} - \sum_{\mathbf{z}' \neq \mathbf{z}} \frac{q_t(\mathbf{z}'|\mathbf{x})}{q_t(\mathbf{z}|\mathbf{x})} \log \frac{q_t(\mathbf{z}'|\mathbf{x})}{q_t(\mathbf{z}|\mathbf{x})} \right] \\
&= \mathbb{E}_{t \in [0,1], \mathbf{z} \sim q_t(\cdot|\mathbf{x})} \frac{\alpha'_t}{N\alpha_t} \left[-\frac{N}{\alpha_t N(\mathbf{x}_\theta)_i + (1 - \alpha_t)} + \frac{N}{\alpha_t N\mathbf{x}_i + (1 - \alpha_t)} \right. \\
&\quad \left. - \sum_{\mathbf{z}' \neq \mathbf{z}} \frac{q_t(\mathbf{z}'|\mathbf{x})}{q_t(\mathbf{z}|\mathbf{x})} \log \left(\frac{1}{\mathbf{s}_\theta(\mathbf{z})_{\mathbf{z}'}} \frac{q_t(\mathbf{z}'|\mathbf{x})}{q_t(\mathbf{z}|\mathbf{x})} \right) \right]
\end{aligned}$$

Using (48) and (49) we get,

$$\begin{aligned}
&= \mathbb{E}_{t \in [0,1], \mathbf{z} \sim q_t(\cdot|\mathbf{x})} \frac{\alpha'_t}{N\alpha_t} \left[\frac{N}{\alpha_t N\mathbf{x}_i + (1 - \alpha_t)} - \frac{N}{\alpha_t N(\mathbf{x}_\theta)_i + (1 - \alpha_t)} \right. \\
&\quad \left. - \sum_{\mathbf{z}' \neq \mathbf{z}} \frac{\alpha_t N\mathbf{x}_j + (1 - \alpha_t)}{\alpha_t N\mathbf{x}_i + (1 - \alpha_t)} \log \left(\frac{\alpha_t N(\mathbf{x}_\theta)_i + (1 - \alpha_t)}{\alpha_t N(\mathbf{x}_\theta)_j + (1 - \alpha_t)} \cdot \frac{\alpha_t N\mathbf{x}_j + (1 - \alpha_t)}{\alpha_t N\mathbf{x}_i + (1 - \alpha_t)} \right) \right] \\
&= \text{NELBO}_{\text{UDLM}}
\end{aligned}$$

C EXPERIMENTAL DETAILS

C.1 DATASET DETAILS

In this section, we provide more details, e.g., source, train/validation splits, etc., for the the datasets used in this work. For an overview, please see Table 9.

Species10 This dataset is a composite of reference genomes from ten diverse species: *Arabidopsis thaliana*, *Caenorhabditis elegans*, *Danio rerio*, *Drosophila melanogaster*, *Felis catus*, *Gallus gallus*, *Gorilla gorilla*, *Homo sapiens*, *Mus musculus*, and *Salmo trutta*, which were downloaded from NCBI refseq database (O’Leary et al., 2016). In Table 10, we provide the assembly accession IDs used to download the reference genomes. Genomes were chunked into non-overlapping segments of 32,768 nucleotides and were tokenized using base-pair-level tokenization.

Training and validation sets were randomly split using 95% / 5%. In Table 11, we specify the size and relative species composition of each split. For guidance, we use the species label. This

Table 9: Relevant details for datasets used in this work.

Dataset	Tokenizer	Vocab. Size	Input size	Padding?
Species10	Base-pair	12	32,768	No
QM9	Regex (Schwaller et al., 2019)	40	32	Yes
CIFAR10	Binned Pixel Intensity	256	32×32×3	No
text8	Character	35	256	No
Amazon	bert-base-uncased	30,522	128	Yes
LM1B	bert-base-uncased	30,522	128	Yes

Table 10: Species genomes accession IDs

Species	Assembly Accession
<i>Arabidopsis thaliana</i>	GCF_000001735.4_TAIR10.1
<i>Caenorhabditis elegans</i>	GCF_000002985.6_WBcel235
<i>Danio rerio</i>	GCF_000002035.6_GRCz11
<i>Drosophila melanogaster</i>	GCF_000001215.4_Release_6_plus_ISO1_MT
<i>Felis catus</i>	GCF_018350175.1_F.catus.Fca126.mat1.0
<i>Gallus gallus</i>	GCF_016699485.2_bGalGal1.mat.broiler.GRCg7b
<i>Gorilla gorilla</i>	GCF_029281585.2_NHGRI_mGorGor1-v2.0_pri
<i>Homo sapiens</i>	GCF_000001405.40_GRCh38.p14
<i>Mus musculus</i>	GCF_000001635.27_GRCm39
<i>Salmo trutta</i>	GCF_901001165.1_fSalTru1.1

dataset is made available here: https://huggingface.co/datasets/yairschiff/ten_species.

QM9 Molecules The QM9 dataset comes from Ruddigkeit et al. (2012) and Ramakrishnan et al. (2014). The dataset is comprised of ~133k small molecules. We process the dataset using the RDKit library (Landrum et al., 2013) to extract ‘canonical’ SMILES string representations and add the annotations for drug-likeness (QED) and ring-counts. The data are tokenized using a regular expression from Schwaller et al. (2019). Input lengths of 32 tokens were used for pre-training and generation experiments.

Training and validation sets were randomly split using 95% / 5%. For guidance, we use a cutoff of 90th percentile for QED / ring count to generate binary labels. This dataset is made available here: <https://huggingface.co/datasets/yairschiff/qm9>.

Table 11: Species10 train and validation splits statistics. Proportion of each species in the training and validation sets. Overall split size is indicated in parentheses in the column header.

Species	Train (95% \approx 16.5B bps)	Validation (5% \approx 869M bps)
<i>Arabidopsis thaliana</i>	0.68	0.77
<i>Caenorhabditis elegans</i>	0.58	0.58
<i>Danio rerio</i>	9.50	9.29
<i>Drosophila melanogaster</i>	0.08	0.73
<i>Felis catus</i>	13.94	14.05
<i>Gallus gallus</i>	6.04	5.93
<i>Gorilla gorilla</i>	20.40	20.19
<i>Homo sapiens</i>	18.89	19.22
<i>Mus musculus</i>	15.69	15.60
<i>Salmo trutta</i>	13.49	13.64

CIFAR10 This widely-used image dataset contains RGB images with 32×32 pixels per channel. We use the provided train and test splits of 50,000 training images and 10,000 validation images. The dataset contains 10 classes of roughly equal proportion. We tokenize the dataset by rounding to integer pixel intensity values in the range $[0, 255]$. For guidance, we use the image class label.

text8 The dataset was downloaded from <http://matmahoney.net/dc/text8.zip>. Data was tokenized at the character level using the lower case letters [‘a’ - ‘z’] and a white-space character. The data was broken into non-overlapping chunks of 256 tokens.

The first 90M characters were used for the training set and the final 5M characters were used as a validation set.

Amazon Review The Amazon Review dataset was downloaded from https://huggingface.co/datasets/fancyzhx/amazon_polarity. We tokenize using the bert-base-uncased tokenizer. Sequences were padded to a max input length of 128 tokens.

Train and validation splits were used from the downloaded data, with 3.6 M sequences in the training data and 400k sequences in the validation set.

LM1B This dataset was downloaded from <https://huggingface.co/datasets/billion-word-benchmark/lm1b>. We tokenize using the bert-base-uncased tokenizer. Sequences were padded to a max input length of 128 tokens.

We use the train and validation splits provided in the downloaded data. After chunking the data, our training set consisted of 7M sequences and our validation set consisted of 72k sequences.

C.2 ARCHITECTURAL DETAILS

In Table 12, we provide an overview of the architectures and parameter counts of the models used for each dataset.

Table 12: Architectures used when training on various datasets.

Dataset	Architecture	Parameter Count
Species10	Mamba (AR) / Caduceus (Diffusion)	3.5 M (AR) / 4.8 M (Diffusion)
QM9	Transformer	92.4 M
CIFAR10	UNet	35.8 M
Text8	Transformer	92.4 M
Amazon	Transformer	139 M
LM1B	Transformer	139 M

Genomics Caduceus For the Species10 experiments, we use Mamba-based models (Gu & Dao, 2023). The AR model is a standard next-token-prediction Mamba backbone with 8 blocks and hidden dimension 256. For the diffusion models we train with a variant of the Caduceus architecture from Schiff et al. (2024), also with 8 blocks and hidden dimension 256. Specifically, we use the non-reverse complementary equivariant version of Caduceus, dubbed Caduceus-Ph in Schiff et al. (2024), which is similar to the AR Mamba, but with bi-directional Mamba blocks that use strategic weight tying to limit the parameter count: 3.5 M parameters of AR vs. 4.8 M for diffusion models.

CIFAR10 UNet We adopt the UNet (Ronneberger et al., 2015) as a main backbone for both MDLM and UDLM, following (Ho et al., 2020). Network configurations are presented in Table 13. Specifically, we follow Austin et al. (2021) and Campbell et al. (2022) and use the original UNet backbone from DDPM (Ho et al., 2020), adding an extra discretized truncated logistic transformation to network outputs. To enable conditioning on labels, we add a label embedding layer which is added to the time embeddings, inspired by ADM network (Dhariwal & Nichol, 2021b).

Table 13: Architecture details for CIFAR10 UNet.

	MDLM	UDLM
Vocab size	258	256
Number of ResNet blocks per scale	2	2
Base channels	128	128
Channel multiplier per scale	(1,2,2,2)	(1,2,2,2)
Attention resolutions	16	16
Time conditioning	False	True
Conditional embedding dimension	128	128
Number of Params	35.8M	35.8M

QM9 and NLP Transformer For both the QM9 and NLP datasets (Amazon, text8, and LM1B), we use the same Diffusion Transformer (Peebles & Xie, 2023) with adaLN for conditioning on time (for uniform noise diffusion models) and class (for guided generation). The Transformer for each dataset differs only in the word-embedding size, which is determined by the vocabulary size of the datasets’ corresponding tokenizer. Our Transformer consists of 12 layers, a hidden dimension of 768, and 12 attention heads. We use RoPE (Su et al., 2021) as the positional embeddings.

C.3 TRAINING CONFIGURATIONS

In Table 14, we detail the hyperparameter setup for each of the language modeling experiments in Section 5.1.

All diffusion models were trained and evaluated using a log-linear noise schedule.

Of note, for CIFAR10, our models are trained for 300K iterations as opposed to 1.5M iterations, as in D3PM (Austin et al., 2021).

Table 14: Training hyper-parameters for all included experiments.

	Species10	QM9	CIFAR10	text8	Amazon	LM1B
Train steps	30K	25K	300K	1000K	184K	1000K
Context size	32,768	32	32×32×3	256	128	128
Batch size	32	2048	512	512	512	512
LR	2e ⁻³	3e ⁻⁴	2e ⁻⁴	3e ⁻⁴	3e ⁻⁴	3e ⁻⁴
Optim.	ADAM (0.9, 0.999)	ADAM (0.9, 0.999)	ADAM (0.9, 0.999)	ADAM (0.9, 0.999)	ADAM (0.9, 0.999)	ADAM (0.9, 0.999)
LR sched.	Cosine decay 3e ⁻⁶ min.	Cosine decay 3e ⁻⁶ min.	-	-	-	-
LR warmup steps	3K	1K	5K	2.5K	2.5K	2.5K
GPU count	8	4	8	8	8	8
GPU type	A5000	A6000	A100	A100	A5000	A100

C.4 GUIDANCE DETAILS

C.4.1 BASELINES

FUDGE Implementation FUDGE is a classifier-based autoregressive guidance method proposed by Yang & Klein (2021). FUDGE first trains a classifier on all possible prefixes. Instead of directly sampling from $p(\mathbf{x}^{(\ell)} | \mathbf{x}^{(1:\ell-1)})$, FUDGE samples from the perturbed conditional distribution $p(y | \mathbf{x}^{(1:\ell)})p(\mathbf{x}^{(\ell)} | \mathbf{x}^{(1:\ell-1)})$ where y denotes the classifier label, $\mathbf{x}^{(1:\ell-1)}$ denotes the already

decoded tokens and $\mathbf{x}^{(\ell)}$ stands for possible token to be generated. For efficiency, FUDGE truncates $\mathbf{x}^{(\ell)}$ to the *topk* tokens with the largest unconditional log-likelihood. Although not in the original FUDGE formulation, following the classifier-based guidance in diffusion models (Dhariwal & Nichol (2021b)), we introduce the temperature variable γ and sample from the perturbed distribution:

$$\frac{p(\mathbf{x}^{(\ell)} | \mathbf{x}^{(1:\ell-1)})p^\gamma(y | \mathbf{x}^{(1:\ell)})}{\sum_{\mathbf{x}^{(\ell)}} p(\mathbf{x}^{(\ell)} | \mathbf{x}^{(1:\ell-1)})p^\gamma(y | \mathbf{x}^{(1:\ell)})}$$

In our QM9 experiments, *topk* is set as the vocabulary size, which is 40. When training the classifier, we use a smaller classification model using the same dataset specified in Appendix C.1. The smaller backbone DiT consists of 8 layers, 8 attention heads, and a hidden dimension of 512. We use the same hyperparameters as those specified in Table 14.

PPLM Implementation Inspired by the approximate Metropolis-adjusted Langevin (MALA), Plug and Play language model (PPLM; Dathathri et al. (2019)) introduces guidance by conducting gradient updates on the hidden representations of a language model. PPLM first rewrites the autoregressive language models’ decoding process using the KV-cache mechanism (Wolf et al., 2020): $\mathbf{x}_{t+1}, H_{t+1} = LM(\mathbf{x}_t, H_t)$, where \mathbf{x}_t denotes the token at time step t and H_t is defined as $[(K_t^{(1)}, V_t^{(1)}), \dots, (K_t^{(l)}, V_t^{(l)})]$ in which l is the number of layers. When decoding the token \mathbf{x}_{t+1} at time step $t + 1$, PPLM initializes the perturbation term ΔH_t as 0, and then performs n updates, following the gradient ascend formula:

$$\Delta H_t \leftarrow \Delta H_t + \eta \frac{\nabla_{\Delta H_t} [\log(p(y | H_t + \Delta H_t)) - \gamma_{KL} D_{KL}(p(\mathbf{x}_{t+1} | H_t + \Delta H_t) || p(\mathbf{x}_{t+1} | H_t))]}{\|\nabla_{\Delta H_t} [\log(p(y | H_t + \Delta H_t)) - \gamma_{KL} D_{KL}(p(\mathbf{x}_{t+1} | H_t + \Delta H_t) || p(\mathbf{x}_{t+1} | H_t))]\|}$$

PPLM then generates the perturbed probability distribution $p_{perb}(\mathbf{x}_{t+1} | H_t + \Delta H_t)$ using $H_t + \Delta H_t$ and decodes \mathbf{x}_{t+1} using the fused probability distribution $\frac{1}{\beta} p_{perb}^{\gamma_{gm}}(\mathbf{x}_{t+1} | H_t + \Delta H_t) p_{unperb}^{1-\gamma_{gm}}(\mathbf{x}_{t+1} | H_t)$, where β is the normalization factor. Following Dathathri et al. (2019), in our experiments γ_{kl} is set as 0.01 and γ_{gm} is set as 0.95. η and n are decided by grid search.

For the QM9 experiments, when training the classifier for PPLM, we use the same dataset specified in Appendix C.1. We use the same hyperparameters as those specified in Table 14, except the LR peak is reduced to $3e^{-5}$ and minimum is reduced to $3e^{-7}$.

NOS Implementation To implement the NOS baseline from Gruver et al. (2024), we train a classifier where we use the same backbone as the unconditional diffusion model (see Appendix C.2 for architecture details), and we initialize and freeze weights using the pre-trained unconditional diffusion model. We then mean pool the last hidden embeddings of the backbone and linearly project them to the classification logits. This final projection layer represents the only trainable parameters of the guidance model.

At inference, we perform Langevin sampling following Algorithm 2 from Gruver et al. (2024). In our experiments, we denote step-size for the Langevin sampling by η , the number of steps by n , and the weight on the ‘stability’ / ‘fluency’ KL penalty by γ_{kl} .

For the QM9 experiments, when training the classifier for NOS, we use the same dataset specified in Appendix C.1. We use the same hyperparameters as those specified in Table 14, except the LR peak is reduced to $3e^{-5}$ and minimum is reduced to $3e^{-7}$.

C.4.2 D-CFG DETAILS

When implementing D-CFG we train a single AR / discrete diffusion model (see Appendix C.2 for architecture details) where we randomly drop out the class condition by replacing it with a class [MASK] token. The class condition is fused into models using the implementation of adaptive layer norm from Peebles & Xie (2023). We use 10% rate for masking / dropping-out the condition.

At inference time, we perform two forward passes through the model, one with condition provided to compute the conditional probability $p_\theta(\mathbf{z}_s | \mathbf{z}_t, y)$ and one where the condition is masked to compute the unconditional probability $p_\theta(\mathbf{z}_s | \mathbf{z}_t)$. These values are then used as described in Section 3.1.

C.4.3 D-CBG DETAILS

For D-CBG in the QM9 experiment, we train a smaller classification model using the same dataset specified in Appendix C.1. The smaller backbone DiT consists of 8 layers, 8 attention heads, and a hidden dimension of 512. We apply mean pooling on the final hidden representations before linearly projecting to the classification logits. We use the same hyperparameters as those specified in Table 14.

We train the model on noised inputs using a log-linear schedule, where the type of corruption applied corresponds to the diffusion model to which guidance is applied.

C.5 GUIDANCE EVALUATION DETAILS

C.5.1 GENOMIC SEQUENCES METRICS

Below we describe the quality and control metrics used in the species-specific genome generation experiment.

***k*-mer JS** To compute the *k*-mer distribution shift, for each species, we create counts for each of the unique 3mers and 6mers for that species in the validation set and 64 generated sequences for that species. We then compute the Jensen-Shannon divergence between those categorical histograms. Finally we take a weighted average of these distances across species where the weights are given by the relative species proportion in the validation dataset, see Table 11 for the relative proportions.

Discriminator AUROC For the discriminator AUROC metric, we train a HyenaDNA model with 2 layers and hidden dimension 128. This model was downloaded from <https://huggingface.co/LongSafari/hyenaDNA-small-32k-seqlen-hf>, modified (we reduced the number of layers and hidden dimension), and initialized from scratch. We mean pool the final layer embeddings and linearly project them to the binary classification logits. The model is trained on the 640 generated sequences, which are labeled as the negative class, and 640 randomly selected sequences from the ground truth validation set (64 sequences per species), which are labeled as the positive class. This dataset of 1,280 sequences is randomly split into 95% train and 5% validation. The discriminator is trained with batch size of 8, learning rate of $1e^{-4}$, and the ADAM optimizer for 5 epochs to minimize binary cross entropy loss on the classification of real vs. generated sequences. We report the AUROC from the final epoch on the 5% validation split of this classification dataset.

Oracle F1 Finally, controllability is measured by the macro-averaged F1 of an oracle model on the 640 generated sequences. Our oracle model is a separate HyenaDNA model with 8 layers and hidden dimension 256, which has 6.6M parameters. This model was downloaded and initialized from scratch from <https://huggingface.co/LongSafari/hyenaDNA-small-32k-seqlen-hf>. We mean pool the final layer embeddings and linearly project them to the ten category classification logits. This model was trained on the full Species10 dataset as described in Appendix C.1. For reference, in Table 15 we present the classification results of the this oracle model in the 5% validation set of the original data. We see that other than difficulty distinguishing between human and gorilla genomes, the model can serve as a near perfect oracle.

C.5.2 CIFAR10 QUALITY METRICS

For evaluation, we randomly samples 50,000 images for each model and the tools provided here: <https://github.com/w86763777/pytorch-image-generation-metrics.git>, as described in Campbell et al. (2022).

FID Fréchet inception distance (Heusel et al., 2017) is a common metric in image generation where the divergence between real and generated data is measured to reflect the alignment of two distributions. The metric uses features extracted from a pretrained Inception-v3 model on ImageNet-1K to estimate the mean and variance of the input data. The difference of two multi-dimensional Gaussian distributions is measured by Wasserstein-2 distance or Fréchet distance $d(\cdot)$ as follows:

Table 15: Evaluation of HyenaDNA ‘oracle’ classifier on Species10 validation split.

Species	Precision	Recall	F1
<i>Arabidopsis thaliana</i>	1.00	0.99	1.00
<i>Caenorhabditis elegans</i>	1.00	1.00	1.00
<i>Danio rerio</i>	1.00	1.00	1.00
<i>Drosophila melanogaster</i>	1.00	1.00	1.00
<i>Felis catus</i>	1.00	1.00	1.00
<i>Gallus gallus</i>	1.00	1.00	1.00
<i>Gorilla gorilla</i>	0.63	0.45	0.52
<i>Homo sapiens</i>	0.54	0.72	0.62
<i>Mus musculus</i>	1.00	0.97	0.98
<i>Salmo trutta</i>	1.00	0.98	0.99

$$FID = d(\mathcal{N}(\mu_{real}, \Sigma_{real}), \mathcal{N}(\mu_{fake}, \Sigma_{fake})) = \|\mu_{real} - \mu_{fake}\| + \|\text{Tr}(\Sigma_{real} + \Sigma_{fake} - 2(\Sigma_{real}\Sigma_{fake})^{0.5})\| \quad (52)$$

IS Inception Score (Salimans et al., 2016) is an alternative measure of how well generated images are aligned with human judgement. IS also utilizes Inception-v3 model to compute label distribution $p(y|x)$ for each generated image. IS focuses on two criteria: (1) A generated image should contain a distinct class object, meaning its label distribution is expected to have low entropy; (2) The generated images should vary across multiple classes, so the marginal distribution, $p(y) = \int_z p(y|G(z))dz$, is expected to have high entropy, ideally approaching a uniform distribution. The formula is presented as below:

$$IS = \exp [\mathbb{E}_x \text{KL}(p(y|x)||p(y))], \quad (53)$$

F1 F1 is used as a proxy for satisfying the desired conditional generation of generated samples by a pre-trained classifier on CIFAR10. We use a pretrained Vision Transformer model downloaded from https://huggingface.co/edadaltocg/vit_base_patch16_224_in21k_ft_cifar10 and fine-tuned on CIFAR10.

C.5.3 QM9 GUIDANCE METRICS

For the guidance experiments in QM9, we generate 2,048 sequences of length 32. The reported metrics are explained below.

Validity Validity is measured by whether the generated SMILES string can be parsed by the RDKit library (Landrum et al., 2013). Any strings that fail to be parsed are counted as invalid.

Novelty Novelty is measured by the number of valid and unique sequences that are not present in the original QM9 dataset.

Property Mean / Median Finally, we also report the mean and median of the novel generated sequence for the property of interest, QED or ring count. These quantities are computed using the RDKit library.

D GUIDANCE ABLATION RESULTS

D.1 EFFECT OF VARYING GUIDANCE HYPERPARAMETERS

For each of the guidance experiments, we perform a hyperparameter search on the guidance parameters, e.g., γ in D-CFG and D-CBG. Below we present results from these searches for the various guidance experiments.

Table 16: Varying γ for species-specific generation with AR, MDLM, UDLM using D-CFG. Mean \pm standard deviation reported from repeated generation of 640 sequences (64 per species) using five different random seeds.

γ	T	3-mer JS (\downarrow)	6-mer JS (\downarrow)	Disc. AUROC (\downarrow)	F1 (\uparrow)
<i>AR</i>					
1	32,768	0.03 \pm 0.002	0.07 \pm 0.004	0.53 \pm 0.075	0.87 \pm 0.011
2	32,768	0.05 \pm 0.003	0.12 \pm 0.004	0.9 \pm 0.051	0.81 \pm 0.009
3	32,768	0.07 \pm 0.002	0.15 \pm 0.002	0.97 \pm 0.018	0.74 \pm 0.022
<i>MDLM</i>					
1	128	0.02 \pm 0.001	0.06 \pm 0.001	0.51 \pm 0.073	0.88 \pm 0.01
1	256	0.02 \pm 0.002	0.06 \pm 0.003	0.55 \pm 0.039	0.88 \pm 0.006
1	512	0.02 \pm 0.001	0.06 \pm 0.001	0.51 \pm 0.059	0.88 \pm 0.011
2	128	0.06 \pm 0.001	0.11 \pm 0.003	0.71 \pm 0.013	0.9 \pm 0.011
2	256	0.05 \pm 0.001	0.1 \pm 0.002	0.77 \pm 0.027	0.91 \pm 0.009
2	512	0.05 \pm 0.001	0.11 \pm 0.003	0.74 \pm 0.037	0.91 \pm 0.009
3	128	0.12 \pm 0.002	0.2 \pm 0.003	0.94 \pm 0.031	0.78 \pm 0.009
3	256	0.11 \pm 0.002	0.19 \pm 0.005	0.91 \pm 0.025	0.78 \pm 0.01
3	512	0.11 \pm 0.004	0.2 \pm 0.005	0.93 \pm 0.031	0.78 \pm 0.007
<i>UDLM</i>					
1	128	0.02 \pm 0.001	0.05 \pm 0.001	0.55 \pm 0.041	0.9 \pm 0.006
1	256	0.02 \pm 0.002	0.06 \pm 0.002	0.56 \pm 0.042	0.91 \pm 0.006
1	512	0.02 \pm 0.002	0.06 \pm 0.003	0.52 \pm 0.044	0.91 \pm 0.01
2	128	0.05 \pm 0.003	0.12 \pm 0.004	0.52 \pm 0.02	0.92 \pm 0.006
2	256	0.05 \pm 0.002	0.13 \pm 0.004	0.59 \pm 0.043	0.91 \pm 0.005
2	512	0.05 \pm 0.002	0.13 \pm 0.002	0.61 \pm 0.043	0.93 \pm 0.009
3	128	0.08 \pm 0.003	0.19 \pm 0.004	0.8 \pm 0.048	0.93 \pm 0.009
3	256	0.08 \pm 0.002	0.2 \pm 0.004	0.81 \pm 0.084	0.92 \pm 0.005
3	512	0.08 \pm 0.002	0.2 \pm 0.003	0.87 \pm 0.051	0.94 \pm 0.007

Species-specific Genome Generation In this experiment we vary $\gamma \in \{1, 2, 3\}$ for D-CFG applied to AR, MDLM, and UDLM. Additionally, for MDLM and UDLM we vary the number of sampling steps $T \in \{128, 256, 512\}$.

Results presented in Table 16 highlight that UDLM is more amenable to guidance than either AR or MDLM in this setting. UDLM achieves better quality and control metrics, and AR and MDLM performance degrades as γ , this is not the case for UDLM.

QM9 In this section, we list the hyperparameter grid search results for QM9 drug likeliness (QED) maximization using

- AR D-CFG (Table 17), AR FUDGE (Table 18), AR PPLM (Table 19),
- MDLM D-CFG (Table 20), MDLM D-CBG (Table 21), MDLM NOS (Table 22),
- UDLM D-CFG (Table 23), UDLM D-CBG (Table 24), and UDLM NOS (Table 25).

We also list the grid search results for QM9 ring count maximization guidance results with

- AR D-CFG (Table 26), AR FUDGE (Table 27) AR PPLM (Table 28),
- MDLM D-CFG (Table 29) MDLM D-CBG (Table 30), MDLM NOS (Table 31),
- UDLM D-CFG (Table 32), UDLM D-CBG (Table 33), UDLM NOS (Table 34).

CIFAR10 In Table 35, we explore the effect of $\gamma \in 1, 2, 3, 4, 5$ in conditional image generation. For this table, we use $T = 1000$. We find that increasing γ generally leads to better IS and F1 scores for both MDLM and UDLM. For FID, MDLM achieves better scores as γ increases. However, the impact of γ is weaker for UDLM, as the model’s FID score worsens when γ exceeds 2. We also plot

Table 17: Varying γ for maximizing drug-likeness (QED) guidance with AR D-CFG. Validity, novelty, and mean QED for novel sequences are reported. Mean \pm standard deviation reported from repeated generation of 1,024 sequences using five different random seeds. The setting reported in the main paper is **bolded**.

γ	Num. Valid (\uparrow)	Num. Novel (\uparrow)	QED Mean (\uparrow)
1	1013.0 \pm 4.9	82.6 \pm 2.97	0.57 \pm 0.00
2	1001.4 \pm 5.37	79.2 \pm 9.34	0.59 \pm 0.00
3	946.4 \pm 8.99	79.4 \pm 6.35	0.60 \pm 0.00
4	777.2 \pm 15.39	86.8 \pm 8.73	0.59 \pm 0.00
5	591.8 \pm 10.43	77.8 \pm 9.12	0.58 \pm 0.00

Table 18: Varying γ for maximizing drug-likeness (QED) guidance with AR FUDGE. Validity, novelty, and mean QED for novel sequences are reported. Mean \pm standard deviation reported from repeated generation of 1,024 sequences using five different random seeds. The setting reported in the main paper is **bolded**.

γ	Num. Valid (\uparrow)	Num. Novel (\uparrow)	QED Mean (\uparrow)
1	998.4 \pm 3.21	113.0 \pm 7.18	0.56 \pm 0.00
2	985.2 \pm 6.46	88.8 \pm 5.5	0.58 \pm 0.01
3	973.8 \pm 4.97	90.8 \pm 7.66	0.59 \pm 0.00
4	963.4 \pm 8.53	86.4 \pm 14.05	0.59 \pm 0.00
5	949.6 \pm 10.71	74.6 \pm 9.07	0.60 \pm 0.00
6	935.0 \pm 9.33	64.6 \pm 7.09	0.60 \pm 0.00
7	924.4 \pm 12.05	53.0 \pm 3.54	0.61 \pm 0.00
8	902.8 \pm 16.08	46.6 \pm 4.04	0.62 \pm 0.00
9	876.6 \pm 13.03	34.8 \pm 3.63	0.62 \pm 0.01
10	873.8 \pm 11.21	29.2 \pm 2.77	0.62 \pm 0.01

visual outputs of different γ in Figure 5. As γ is increased, the appearance and the shape of a class object become more refined and sharpened.

D.2 EFFECT OF USING FIRST ORDER APPROXIMATION IN D-CBG

The data for this analysis is available in Tables 21, 24, 30, and 33. We present it graphically in Figure 6. In these plots, we use $T = 32$ for diffusion generation.

QED We see that for drug-likeness (QED) maximization, using the full D-CBG without the first order approximation leads to a boost in performance for both MDLM and UDLM.

Ring Count When maximizing ring count, we again find that for UDLM, not relying on the first order approximation improves performance with both more novel molecule generation and higher ring counts. For MDLM, however, we observe instability for $\gamma > 1$, as the model tends to decode the full sequence early on in the generation process and cannot recover from mistakes. The first order approximation for MDLM does not appear to suffer from this same instability.

D.3 EFFECT OF VARYING T

Species10 In Table 16, we see the effect of increasing T on the genomic sequence generation. In this setting $T \in \{128, 256, 512\}$ is orders of magnitude smaller than sequence length $L = 32768$. We see a positive relationship between decoding steps and sample quality for both MDLM and UDLM.

QM9 In Figure 7, we see that for both properties (QED and ring count), MDLM benefits significantly from increasing T . In contrast, UDLM appears to have more consistent results across varying

Table 19: Varying n (the number of Langevin steps) and η (the step size) for maximizing drug-likeness (QED) guidance with AR PPLM. Validity, novelty, and mean QED for novel sequences are measured for generated sequences from each method. Mean \pm standard deviation reported from repeated generation of 1,024 sequences using five different random seeds. The setting reported in the main paper is **bolded**.

n	η	Num. Valid (\uparrow)	Num. Novel (\uparrow)	Novel QED Mean (\uparrow)
10	0.040	1009.6 \pm 2.61	140.4 \pm 18.19	0.46 \pm 0.01
10	0.100	1008.8 \pm 2.17	138.4 \pm 17.24	0.46 \pm 0.01
30	0.040	1008.8 \pm 2.77	137.8 \pm 16.83	0.45 \pm 0.00
30	0.100	1007.2 \pm 2.28	142.0 \pm 14.2	0.45 \pm 0.00

Table 20: Varying γ for maximizing drug-likeness (QED) guidance with MDLM D-CFG. Validity, novelty, and mean QED for novel sequences are reported. Mean \pm standard deviation reported from repeated generation of 1,024 sequences using five different random seeds. The setting reported in the main paper is **bolded**.

γ	Num. Valid (\uparrow)	Num. Novel (\uparrow)	Novel QED Mean (\uparrow)
1	561.0 \pm 6.08	182.8 \pm 10.52	0.56 \pm 0.00
2	449.8 \pm 8.7	142.8 \pm 8.47	0.59 \pm 0.01
3	317.4 \pm 11.5	95.8 \pm 9.04	0.60 \pm 0.01
4	226.0 \pm 10.34	79.0 \pm 6.36	0.59 \pm 0.01
5	163.4 \pm 7.86	68.4 \pm 3.58	0.59 \pm 0.01

number of decoding steps. Note that for the D-CBG results in this section we do not use the first order approximation for maximizing QED and we do use it for maximizing ring count.

CIFAR10 In Table 36, we present additional T beyond those presented in Table 8 in Section 5.2. As discussed in the main paper results, we find that UDLM is able to accommodate this faster inference setting better than MDLM, owing to the ability of UDLM to recover from ‘mistakes.’

E UNCONDITIONAL SAMPLE GENERATION

In this section, we evaluate unconditional samples generated from models trained on LM1B. In Table 37, we report generative perplexity for 1,024 unconditionally generated sequences. We use GPT-2 Large (Radford et al., 2019) downloaded from <https://huggingface.co/openai-community/gpt2-large> to compute generative perplexity. In Table 38, we present random examples of sample generation.

Table 21: Varying γ for maximizing drug-likeness (QED) guidance with MDLM D-CBG. We also report results for both using the first order approximation and not using it. Validity, novelty, and mean QED for novel sequences are reported. Mean \pm standard deviation reported from repeated generation of 1,024 sequences using five different random seeds. The setting reported in the main paper is **bolded**.

γ	Use Approx.	Num. Valid (\uparrow)	Num. Novel (\uparrow)	Novel QED Mean (\uparrow)
1	False	526.4 \pm 16.53	170.8 \pm 14.69	0.56 \pm 0.00
1	True	476.0 \pm 15.23	221.4 \pm 7.57	0.46 \pm 0.01
2	False	524.8 \pm 22.04	139.0 \pm 11.79	0.58 \pm 0.00
2	True	363.4 \pm 17.57	172.4 \pm 9.42	0.47 \pm 0.01
3	False	417.6 \pm 19.69	116.6 \pm 8.91	0.58 \pm 0.00
3	True	244.0 \pm 13.38	114.0 \pm 6.16	0.47 \pm 0.01
4	False	200.4 \pm 10.31	66.4 \pm 7.7	0.58 \pm 0.00
4	True	174.6 \pm 11.26	83.6 \pm 3.51	0.49 \pm 0.02
5	False	24.6 \pm 3.21	11.6 \pm 2.3	0.58 \pm 0.01
5	True	120.6 \pm 6.69	48.4 \pm 5.41	0.50 \pm 0.01
6	False	0.2 \pm 0.45	0.2 \pm 0.45	0.12 \pm 0.26
6	True	96.4 \pm 4.04	35.0 \pm 5.24	0.50 \pm 0.02
7	False	0.0 \pm 0.00	0.0 \pm 0.00	0.00 \pm 0.00
7	True	85.4 \pm 9.81	28.6 \pm 5.32	0.51 \pm 0.01
8	False	0.0 \pm 0.00	0.00 \pm 0.00	0.00 \pm 0.00
8	True	77.0 \pm 8.63	24.8 \pm 6.76	0.55 \pm 0.01
9	False	0.0 \pm 0.00	0.0 \pm 0.00	0.00 \pm 0.00
9	True	71.2 \pm 10.94	21.6 \pm 6.73	0.55 \pm 0.01
10	False	0.0 \pm 0.00	0.0 \pm 0.00	0.00 \pm 0.00
10	True	72.6 \pm 7.13	21.2 \pm 1.79	0.55 \pm 0.02



Figure 5: Illustration of varying γ on CIFAR10.

Table 22: Varying n (the number of Langevin steps), η (the step size), and γ_{kl} (the stability regularization coefficient) for maximizing drug-likeness (QED) guidance with MDLM NOS. Validity, novelty, and mean ring count for novel sequences are measured for generated sequences from each method. Mean \pm standard deviation reported from repeated generation of 1,024 sequences using five different random seeds. The setting reported in the main paper is **bolded**.

n	η	γ_{kl}	Num. Valid (\uparrow)	Num. Novel (\uparrow)	Novel QED Mean (\uparrow)
1	0.001	0.000	509.4 \pm 23.78	238.2 \pm 8.87	0.45 \pm 0.00
1	0.001	0.001	509.4 \pm 23.78	238.2 \pm 8.87	0.45 \pm 0.00
1	0.001	0.010	509.4 \pm 23.78	238.2 \pm 8.87	0.45 \pm 0.00
1	0.010	0.000	510.00 \pm 24.24	238.8 \pm 7.82	0.45 \pm 0.00
1	0.010	0.001	509.4 \pm 24.15	238.6 \pm 7.77	0.45 \pm 0.00
1	0.010	0.010	509.4 \pm 24.15	238.6 \pm 7.77	0.45 \pm 0.00
1	0.100	0.000	507.4 \pm 29.98	240.2 \pm 14.82	0.45 \pm 0.00
1	0.100	0.001	507.4 \pm 29.98	240.2 \pm 14.82	0.45 \pm 0.00
1	0.100	0.010	507.4 \pm 29.98	240.2 \pm 14.82	0.45 \pm 0.00
1	1.000	0.000	461.0 \pm 29.21	233.2 \pm 15.16	0.44 \pm 0.00
1	1.000	0.001	461.0 \pm 29.21	233.2 \pm 15.16	0.44 \pm 0.00
1	1.000	0.010	461.0 \pm 29.21	233.2 \pm 15.16	0.44 \pm 0.00
1	5.000	0.000	185.8 \pm 8.23	127.0 \pm 8.25	0.42 \pm 0.01
1	5.000	0.001	185.8 \pm 8.23	127.0 \pm 8.25	0.42 \pm 0.01
1	5.000	0.010	185.8 \pm 8.23	127.0 \pm 8.25	0.42 \pm 0.01
5	0.001	0.000	509.4 \pm 24.67	237.0 \pm 9.67	0.45 \pm 0.00
5	0.001	0.001	509.4 \pm 24.67	237.0 \pm 9.67	0.45 \pm 0.00
5	0.001	0.010	509.4 \pm 24.67	237.0 \pm 9.67	0.45 \pm 0.00
5	0.010	0.000	509.2 \pm 26.2	238.4 \pm 8.79	0.45 \pm 0.01
5	0.010	0.001	509.2 \pm 26.2	238.4 \pm 8.79	0.45 \pm 0.01
5	0.010	0.010	509.2 \pm 26.2	238.4 \pm 8.79	0.45 \pm 0.01
5	0.100	0.000	505.6 \pm 29.52	239.8 \pm 16.36	0.45 \pm 0.01
5	0.100	0.001	505.6 \pm 29.52	239.8 \pm 16.36	0.45 \pm 0.01
5	0.100	0.010	506.0 \pm 29.45	240.4 \pm 16.01	0.45 \pm 0.01
5	1.000	0.000	461.0 \pm 29.21	233.2 \pm 15.16	0.44 \pm 0.00
5	1.000	0.001	461.6 \pm 28.4	233.2 \pm 14.77	0.44 \pm 0.00
5	1.000	0.010	459.8 \pm 28.6	231.2 \pm 13.72	0.44 \pm 0.00
5	5.000	0.000	185.8 \pm 8.23	127.0 \pm 8.25	0.42 \pm 0.01
5	5.000	0.001	186.2 \pm 8.98	127.2 \pm 8.79	0.42 \pm 0.01
5	5.000	0.010	186.0 \pm 9.59	127.0 \pm 9.46	0.42 \pm 0.01
10	0.001	0.000	509.6 \pm 25.58	238.0 \pm 9.77	0.45 \pm 0.00
10	0.001	0.001	509.0 \pm 25.46	237.4 \pm 9.56	0.45 \pm 0.00
10	0.001	0.010	509.0 \pm 25.46	237.4 \pm 9.56	0.45 \pm 0.00
10	0.010	0.000	508.2 \pm 25.77	238.4 \pm 11.08	0.45 \pm 0.00
10	0.010	0.001	508.2 \pm 25.77	238.4 \pm 11.08	0.45 \pm 0.00
10	0.010	0.010	508.2 \pm 25.77	238.4 \pm 11.08	0.45 \pm 0.00
10	0.100	0.000	504.2 \pm 26.75	238.2 \pm 14.81	0.45 \pm 0.01
10	0.100	0.001	505.0 \pm 26.84	238.8 \pm 15.25	0.45 \pm 0.01
10	0.100	0.010	504.2 \pm 26.75	238.2 \pm 14.81	0.45 \pm 0.01
10	1.000	0.000	461.0 \pm 29.21	233.2 \pm 15.16	0.44 \pm 0.00
10	1.000	0.001	461.0 \pm 28.31	232.8 \pm 14.08	0.44 \pm 0.00
10	1.000	0.010	460.6 \pm 28.41	231.8 \pm 12.99	0.45 \pm 0.00
10	5.000	0.000	185.8 \pm 8.23	127.0 \pm 8.25	0.42 \pm 0.01
10	5.000	0.001	186.4 \pm 7.92	127.4 \pm 7.96	0.42 \pm 0.01
10	5.000	0.010	190.4 \pm 10.48	130.4 \pm 9.63	0.42 \pm 0.01

Table 23: Varying γ for maximizing drug-likeness (QED) guidance with UDLM D-CFG. Validity, novelty, and mean QED for novel sequences are reported. Mean \pm standard deviation reported from repeated generation of 1,024 sequences using five different random seeds. The setting reported in the main paper is **bolded**.

γ	Num. Valid (\uparrow)	Num. Novel (\uparrow)	Novel QED Mean (\uparrow)
1	1003.4 \pm 5.46	82.0 \pm 15.28	0.57 \pm 0.00
2	1017.6 \pm 1.82	64.2 \pm 3.96	0.60 \pm 0.00
3	1017.2 \pm 0.84	61.2 \pm 7.19	0.61 \pm 0.00
4	1019.0 \pm 1.41	61.6 \pm 9.13	0.61 \pm 0.00
5	1013.6 \pm 2.51	64.0 \pm 5.1	0.62 \pm 0.00

Table 24: Varying γ for maximizing drug-likeness (QED) guidance with UDLM D-CBG. We also report results for both using the first order approximation and not using it. Validity, novelty, and mean QED for novel sequences are reported. Mean \pm standard deviation reported from repeated generation of 1,024 sequences using five different random seeds. The setting reported in the main paper is **bolded**.

γ	Use Approx.	Num. Valid (\uparrow)	Num. Novel (\uparrow)	Novel QED Mean (\uparrow)
1	False	933.4 \pm 7.5	134.6 \pm 7.33	0.53 \pm 0.01
1	True	996.4 \pm 5.86	132.2 \pm 8.87	0.47 \pm 0.01
2	False	911.2 \pm 8.14	119.8 \pm 16.47	0.57 \pm 0.01
2	True	974.8 \pm 8.26	110.6 \pm 9.53	0.49 \pm 0.01
3	False	941.0 \pm 11.31	96.4 \pm 8.82	0.58 \pm 0.01
3	True	925.0 \pm 8.09	111.4 \pm 9.56	0.51 \pm 0.01
4	False	961.8 \pm 7.98	77.0 \pm 7.55	0.59 \pm 0.00
4	True	866.4 \pm 17.67	93.8 \pm 10.28	0.52 \pm 0.00
5	False	967.6 \pm 1.52	77.8 \pm 10.83	0.59 \pm 0.01
5	True	828.2 \pm 17.85	86.2 \pm 13.01	0.53 \pm 0.01
6	False	976.2 \pm 7.92	78.6 \pm 12.92	0.60 \pm 0.00
6	True	821.0 \pm 11.22	79.8 \pm 7.19	0.54 \pm 0.00
7	False	982.4 \pm 3.21	73.8 \pm 6.91	0.60 \pm 0.00
7	True	798.6 \pm 5.64	82.2 \pm 7.66	0.55 \pm 0.00
8	False	986.4 \pm 4.98	66.6 \pm 8.53	0.61 \pm 0.01
8	True	789.8 \pm 15.09	69.2 \pm 6.76	0.55 \pm 0.01
9	False	992.8 \pm 6.3	68.0 \pm 1.22	0.61 \pm 0.00
9	True	798.4 \pm 11.06	68.2 \pm 10.5	0.57 \pm 0.01
10	False	994.8 \pm 2.86	63.8 \pm 8.11	0.61 \pm 0.00
10	True	783.2 \pm 13.88	67.0 \pm 3.08	0.56 \pm 0.01

Table 25: Varying n (the number of Langevin steps), η (the step size), and γ_{kl} (the stability regularization coefficient) for maximizing drug-likeness (QED) guidance with UDLM NOS. Validity, novelty, and mean ring count for novel sequences are measured for generated sequences from each method. Mean \pm standard deviation reported from repeated generation of 1,024 sequences using five different random seeds. The setting reported used in the main paper is **bolded**.

n	η	γ_{kl}	Num. Valid (\uparrow)	Num. Novel (\uparrow)	Novel QED Mean (\uparrow)
1	0.001	0.000	1000.8 \pm 2.77	145.6 \pm 8.44	0.46 \pm 0.00
1	0.001	0.001	1000.8 \pm 2.77	145.6 \pm 8.44	0.46 \pm 0.00
1	0.001	0.010	1000.8 \pm 2.77	145.8 \pm 8.04	0.46 \pm 0.00
1	0.010	0.000	1001.0 \pm 3.0	147.0 \pm 7.81	0.46 \pm 0.01
1	0.010	0.001	1001.0 \pm 3.0	147.0 \pm 7.81	0.46 \pm 0.01
1	0.010	0.010	1001.0 \pm 3.0	147.0 \pm 7.81	0.46 \pm 0.01
1	0.100	0.000	999.2 \pm 4.6	146.4 \pm 6.88	0.46 \pm 0.01
1	0.100	0.001	999.2 \pm 4.6	146.4 \pm 6.88	0.46 \pm 0.01
1	0.100	0.010	999.2 \pm 4.6	146.4 \pm 6.88	0.46 \pm 0.01
1	1.000	0.000	992.2 \pm 5.63	152.0 \pm 7.25	0.46 \pm 0.00
1	1.000	0.001	992.2 \pm 5.63	152.0 \pm 7.25	0.46 \pm 0.00
1	1.000	0.010	992.2 \pm 5.63	152.0 \pm 7.25	0.46 \pm 0.00
1	5.000	0.000	357.4 \pm 20.84	106.4 \pm 12.66	0.47 \pm 0.01
1	5.000	0.001	357.4 \pm 20.84	106.4 \pm 12.66	0.47 \pm 0.01
1	5.000	0.010	357.4 \pm 20.84	106.4 \pm 12.66	0.47 \pm 0.01
5	0.001	0.000	1000.8 \pm 2.77	147.0 \pm 7.91	0.46 \pm 0.00
5	0.001	0.001	1000.8 \pm 2.77	147.0 \pm 7.91	0.46 \pm 0.00
5	0.001	0.010	1000.8 \pm 2.77	147.0 \pm 7.91	0.46 \pm 0.00
5	0.010	0.000	1000.4 \pm 2.3	146.0 \pm 8.97	0.46 \pm 0.01
5	0.010	0.001	1000.4 \pm 2.3	146.0 \pm 8.97	0.46 \pm 0.01
5	0.010	0.010	1000.4 \pm 2.3	146.0 \pm 8.97	0.46 \pm 0.01
5	0.100	0.000	1000.4 \pm 5.68	144.8 \pm 5.36	0.46 \pm 0.01
5	0.100	0.001	1000.2 \pm 5.63	144.4 \pm 5.18	0.46 \pm 0.01
5	0.100	0.010	1000.2 \pm 5.63	145.2 \pm 5.22	0.46 \pm 0.01
5	1.000	0.000	992.2 \pm 5.63	152.0 \pm 7.25	0.46 \pm 0.00
5	1.000	0.001	991.8 \pm 4.21	151.0 \pm 5.66	0.46 \pm 0.01
5	1.000	0.010	994.0 \pm 5.74	151.4 \pm 5.68	0.46 \pm 0.01
5	5.000	0.000	357.4 \pm 20.84	106.4 \pm 12.66	0.47 \pm 0.01
5	5.000	0.001	373.8 \pm 13.2	109.0 \pm 8.09	0.47 \pm 0.01
5	5.000	0.010	456.6 \pm 10.29	135.8 \pm 11.41	0.47 \pm 0.01
10	0.001	0.000	1000.8 \pm 2.77	146.8 \pm 8.14	0.46 \pm 0.01
10	0.001	0.001	1000.8 \pm 2.77	146.8 \pm 8.14	0.46 \pm 0.01
10	0.001	0.010	1001.0 \pm 2.74	146.2 \pm 8.04	0.46 \pm 0.01
10	0.010	0.000	1000.8 \pm 2.77	146.4 \pm 10.64	0.46 \pm 0.00
10	0.010	0.001	1001.0 \pm 3.46	146.0 \pm 10.46	0.46 \pm 0.00
10	0.010	0.010	1000.6 \pm 3.13	146.4 \pm 10.09	0.46 \pm 0.00
10	0.100	0.000	1001.2 \pm 5.26	144.6 \pm 3.29	0.46 \pm 0.01
10	0.100	0.001	1000.6 \pm 5.68	144.4 \pm 2.88	0.46 \pm 0.01
10	0.100	0.010	1000.6 \pm 6.31	144.8 \pm 1.92	0.46 \pm 0.01
10	1.000	0.000	992.2 \pm 5.63	152.0 \pm 7.25	0.46 \pm 0.00
10	1.000	0.001	991.0 \pm 3.81	149.8 \pm 6.22	0.46 \pm 0.01
10	1.000	0.010	993.6 \pm 5.55	150.6 \pm 3.97	0.46 \pm 0.00
10	5.000	0.000	357.4 \pm 20.84	106.4 \pm 12.66	0.47 \pm 0.01
10	5.000	0.001	386.0 \pm 15.02	111.4 \pm 6.35	0.47 \pm 0.01
10	5.000	0.010	547.8 \pm 10.57	158.8 \pm 10.99	0.47 \pm 0.00

Table 26: Varying γ for maximizing ring count guidance with AR D-CFG. Validity, novelty, and mean ring count for novel sequences are reported. Mean \pm standard deviation reported from repeated generation of 1,024 sequences using five different random seeds. The setting reported in the main paper is **bolded**.

γ	Num. Valid (\uparrow)	Num. Novel (\uparrow)	Novel Ring Count Mean (\uparrow)
1	1003.4 \pm 4.72	189.0 \pm 6.44	4.53 \pm 0.07
2	966.6 \pm 5.32	217.4 \pm 14.5	4.76 \pm 0.10
3	856.4 \pm 10.21	213.0 \pm 12.75	4.81 \pm 0.08
4	647.6 \pm 16.07	137.4 \pm 9.21	4.75 \pm 0.10
5	441.4 \pm 11.08	77.8 \pm 2.28	4.83 \pm 0.08

Table 27: Varying γ for maximizing ring count guidance with AR FUDGE. Validity, novelty, and mean ring count for novel sequences are reported. Mean \pm standard deviation reported from repeated generation of 1,024 sequences using five different random seeds. The setting reported in the main paper is **bolded**.

γ	Num. Valid (\uparrow)	Num. Novel (\uparrow)	Novel Ring Count Mean (\uparrow)
1	956.8 \pm 3.11	220.2 \pm 27.53	4.50 \pm 0.10
2	861.6 \pm 6.07	239.4 \pm 20.89	4.70 \pm 0.06
3	847.2 \pm 8.44	266.4 \pm 13.76	4.80 \pm 0.06
4	704.0 \pm 5.2	241.0 \pm 18.37	4.87 \pm 0.04
5	281.2 \pm 4.97	103.6 \pm 4.83	4.89 \pm 0.10
6	50.6 \pm 5.86	19.4 \pm 4.34	5.02 \pm 0.23
7	8.6 \pm 4.34	4.0 \pm 1.58	4.89 \pm 0.44
8	1.0 \pm 1.41	0.4 \pm 0.55	2.20 \pm 3.03
9	0.0 \pm 0.0	0.0 \pm 0.0	0.00 \pm 0.00
10	0.0 \pm 0.0	0.0 \pm 0.0	0.00 \pm 0.00

Table 28: Varying n (the number of Langevin steps) and η (the step size) for maximizing ring count guidance with AR PPLM. Validity, novelty, and mean ring count for novel sequences are measured for generated sequences from each method. Mean \pm standard deviation reported from repeated generation of 1,024 sequences using five different random seeds. The setting reported in the main paper is **bolded**.

n	η	Num. Valid (\uparrow)	Num. Novel (\uparrow)	Novel Ring Count Mean (\uparrow)
10	0.04	1009.8 \pm 1.92	140.6 \pm 16.47	1.92 \pm 0.09
10	0.1	1009.6 \pm 2.07	140.2 \pm 16.25	1.92 \pm 0.06
30	0.04	1010.0 \pm 2.35	139.4 \pm 14.74	1.91 \pm 0.09
30	0.1	1010.0 \pm 1.58	138.6 \pm 10.31	1.88 \pm 0.12

Table 29: Varying γ for maximizing ring count guidance with MDLM D-CFG. Validity, novelty, and mean ring count for novel sequences are reported. Mean \pm standard deviation reported from repeated generation of 1,024 sequences using five different random seeds. The setting reported in the main paper is **bolded**.

γ	Num. Valid (\uparrow)	Num. Novel (\uparrow)	Novel Ring Count Mean (\uparrow)
1	465.0 \pm 18.56	273.8 \pm 11.95	4.52 \pm 0.05
2	363.6 \pm 17.5	215.6 \pm 11.1	4.85 \pm 0.05
3	242.4 \pm 15.85	144.6 \pm 16.89	5.01 \pm 0.08
4	152.2 \pm 4.44	97.4 \pm 5.08	5.10 \pm 0.13
5	90.0 \pm 8.15	60.0 \pm 7.52	5.26 \pm 0.15

Table 30: Varying γ for maximizing ring count guidance with MDLM D-CBG. We also report results for both using the first order approximation and not using it. Validity, novelty, and mean ring count for novel sequences are reported. Mean \pm standard deviation reported from repeated generation of 1,024 sequences using five different random seeds. The setting reported in the main paper is **bolded**.

γ	Use Approx.	Num. Valid (\uparrow)	Num. Novel (\uparrow)	Novel Ring Count Mean (\uparrow)
1	False	143.8 \pm 6.61	121.2 \pm 7.01	5.00 \pm 0.07
1	True	455.4 \pm 24.81	229.4 \pm 15.21	2.52 \pm 0.11
2	False	0.4 \pm 0.55	0.4 \pm 0.55	3.00 \pm 4.47
2	True	327.6 \pm 15.82	176.4 \pm 17.3	2.82 \pm 0.15
3	False	0.0 \pm 0.0	0.0 \pm 0.0	0.00 \pm 0.00
3	True	223.8 \pm 15.01	136.0 \pm 9.8	3.25 \pm 0.26
4	False	0.0 \pm 0.0	0.0 \pm 0.0	0.00 \pm 0.00
4	True	158.0 \pm 9.27	106.6 \pm 7.13	3.73 \pm 0.19
5	False	0.0 \pm 0.0	0.0 \pm 0.0	0.00 \pm 0.00
5	True	135.0 \pm 9.9	94.4 \pm 11.06	4.11 \pm 0.26
6	False	0.0 \pm 0.0	0.0 \pm 0.0	0.00 \pm 0.00
6	True	122.8 \pm 11.3	89.8 \pm 7.82	4.41 \pm 0.11
7	False	0.0 \pm 0.0	0.0 \pm 0.0	0.00 \pm 0.00
7	True	116.4 \pm 12.5	85.4 \pm 10.38	4.59 \pm 0.10
8	False	0.0 \pm 0.0	0.0 \pm 0.0	0.00 \pm 0.00
8	True	121.2 \pm 12.91	92.6 \pm 11.95	4.54 \pm 0.16
9	False	0.0 \pm 0.0	0.0 \pm 0.0	0.00 \pm 0.00
9	True	112.2 \pm 12.28	87.4 \pm 11.84	4.70 \pm 0.17
10	False	0.0 \pm 0.0	0.0 \pm 0.0	0.00 \pm 0.00
10	True	113.0 \pm 8.75	85.6 \pm 8.82	4.75 \pm 0.23

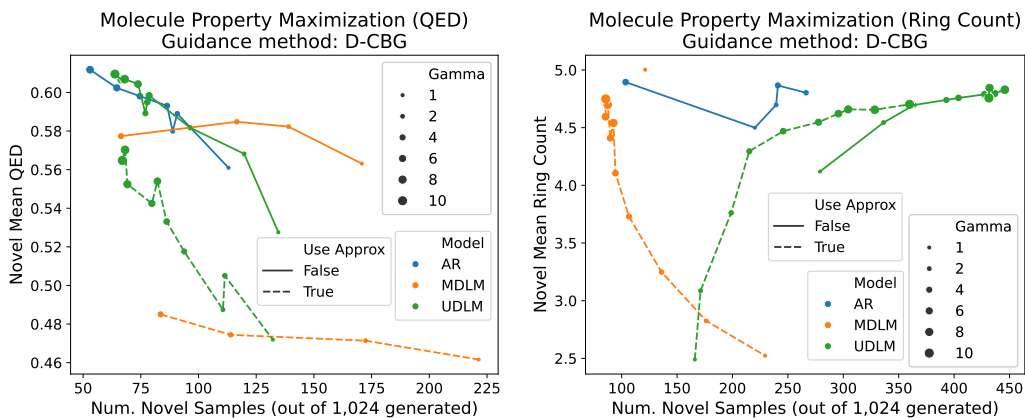


Figure 6: Ablating the use of first order approximation when applying D-CBG to discrete diffusion models. (Left) Maximizing drug-likeness (QED). (Right) Maximizing ring count.

Table 31: Varying n (the number of Langevin steps), η (the step size), and γ_{kl} (the stability regularization coefficient) for maximizing ring count guidance with MDLM NOS. Validity, novelty, and mean ring count for novel sequences are measured for generated sequences from each method. Mean \pm standard deviation reported from repeated generation of 1,024 sequences using five different random seeds. The setting reported used in the main paper is **bolded**.

n	η	γ_{kl}	Num. Valid (\uparrow)	Num. Novel (\uparrow)	Novel Ring Count Mean (\uparrow)
1	0.001	0.000	508.8 \pm 24.18	237.0 \pm 8.57	2.41 \pm 0.16
1	0.001	0.001	508.8 \pm 24.18	237.0 \pm 8.57	2.41 \pm 0.16
1	0.001	0.010	508.8 \pm 24.18	237.0 \pm 8.57	2.41 \pm 0.16
1	0.010	0.000	509.6 \pm 24.27	237.0 \pm 10.37	2.41 \pm 0.16
1	0.010	0.001	509.6 \pm 24.27	237.4 \pm 10.45	2.41 \pm 0.16
1	0.010	0.010	509.6 \pm 24.27	237.0 \pm 10.37	2.41 \pm 0.16
1	0.100	0.000	505.2 \pm 25.71	237.4 \pm 13.2	2.46 \pm 0.15
1	0.100	0.001	504.4 \pm 25.59	236.4 \pm 12.66	2.46 \pm 0.15
1	0.100	0.010	505.2 \pm 25.71	237.4 \pm 13.2	2.46 \pm 0.15
1	1.000	0.000	458.4 \pm 26.28	250.00 \pm 12.35	2.79 \pm 0.14
1	1.000	0.001	458.4 \pm 26.28	250.00 \pm 12.35	2.79 \pm 0.14
1	1.000	0.010	458.4 \pm 26.28	250.00 \pm 12.35	2.79 \pm 0.14
1	5.000	0.000	187.0 \pm 11.6	141.4 \pm 13.96	3.08 \pm 0.24
1	5.000	0.001	187.0 \pm 11.6	141.4 \pm 13.96	3.08 \pm 0.24
1	5.000	0.010	187.0 \pm 11.6	141.4 \pm 13.96	3.08 \pm 0.24
5	0.001	0.000	509.8 \pm 24.71	237.6 \pm 9.79	2.4 \pm 0.16
5	0.001	0.001	510.00 \pm 24.66	237.6 \pm 9.79	2.4 \pm 0.16
5	0.001	0.010	510.00 \pm 24.66	237.6 \pm 9.79	2.4 \pm 0.16
5	0.010	0.000	509.4 \pm 24.44	238.0 \pm 11.47	2.42 \pm 0.17
5	0.010	0.001	509.2 \pm 24.43	237.8 \pm 11.21	2.42 \pm 0.17
5	0.010	0.010	509.4 \pm 24.42	238.0 \pm 11.25	2.42 \pm 0.17
5	0.100	0.000	506.0 \pm 21.25	238.6 \pm 11.74	2.48 \pm 0.17
5	0.100	0.001	506.4 \pm 20.21	238.0 \pm 10.54	2.48 \pm 0.14
5	0.100	0.010	505.0 \pm 21.06	236.6 \pm 10.06	2.48 \pm 0.16
5	1.000	0.000	458.4 \pm 26.28	250.00 \pm 12.35	2.79 \pm 0.14
5	1.000	0.001	464.4 \pm 21.0	252.4 \pm 11.95	2.79 \pm 0.14
5	1.000	0.010	466.4 \pm 22.04	254.0 \pm 11.38	2.78 \pm 0.1
5	5.000	0.000	187.0 \pm 11.6	141.4 \pm 13.96	3.08 \pm 0.24
5	5.000	0.001	213.6 \pm 17.36	164.0 \pm 18.33	3.31 \pm 0.19
5	5.000	0.010	247.8 \pm 13.97	193.6 \pm 13.13	3.51 \pm 0.22
10	0.001	0.000	509.0 \pm 24.14	237.2 \pm 8.7	2.41 \pm 0.16
10	0.001	0.001	509.8 \pm 24.28	238.0 \pm 9.0	2.4 \pm 0.17
10	0.001	0.010	509.8 \pm 24.28	238.0 \pm 9.0	2.4 \pm 0.17
10	0.010	0.000	510.4 \pm 24.42	239.4 \pm 10.21	2.43 \pm 0.14
10	0.010	0.001	510.2 \pm 24.41	239.6 \pm 10.36	2.42 \pm 0.14
10	0.010	0.010	510.00 \pm 24.4	239.6 \pm 10.36	2.43 \pm 0.14
10	0.100	0.000	504.0 \pm 19.26	238.4 \pm 10.74	2.48 \pm 0.19
10	0.100	0.001	505.6 \pm 18.15	239.6 \pm 10.36	2.48 \pm 0.16
10	0.100	0.010	506.4 \pm 18.66	240.4 \pm 9.79	2.48 \pm 0.17
10	1.000	0.000	458.4 \pm 26.28	250.00 \pm 12.35	2.79 \pm 0.14
10	1.000	0.001	471.4 \pm 18.01	257.8 \pm 10.89	2.8 \pm 0.1
10	1.000	0.010	473.2 \pm 18.86	257.0 \pm 7.91	2.76 \pm 0.12
10	5.000	0.000	187.0 \pm 11.6	141.4 \pm 13.96	3.08 \pm 0.24
10	5.000	0.001	225.6 \pm 17.47	176.8 \pm 18.65	3.32 \pm 0.17
10	5.000	0.010	265.4 \pm 12.62	206.6 \pm 10.88	3.47 \pm 0.24

Table 32: Varying γ for maximizing ring count guidance with UDLM D-CFG. Validity, novelty, and mean ring count for novel sequences are reported. Mean \pm standard deviation reported from repeated generation of 1,024 sequences using five different random seeds. The setting reported in the main paper is **bolded**.

γ	Num. Valid (\uparrow)	Num. Novel (\uparrow)	Novel Ring Count Mean (\uparrow)
1	979.0 \pm 8.83	276.8 \pm 17.34	4.54 \pm 0.05
2	998.2 \pm 6.83	229.0 \pm 8.94	4.75 \pm 0.08
3	998.2 \pm 4.49	216.2 \pm 12.99	4.88 \pm 0.04
4	989.6 \pm 5.94	211.4 \pm 2.88	4.85 \pm 0.08
5	968.6 \pm 7.89	209.4 \pm 13.2	4.84 \pm 0.06

Table 33: Varying γ for maximizing ring count guidance with UDLM D-CBG. We also report results for both using the first order approximation and not using it. Validity, novelty, and mean ring count for novel sequences are reported. Mean \pm standard deviation reported from repeated generation of 1,024 sequences using five different random seeds. The setting reported in the main paper is **bolded**.

γ	Use Approx.	Num. Valid (\uparrow)	Num. Novel (\uparrow)	Novel Ring Count Mean (\uparrow)
1	False	797.4 \pm 9.91	279.0 \pm 23.37	4.12 \pm 0.04
1	True	978.4 \pm 3.91	166.0 \pm 11.81	2.49 \pm 0.07
2	False	829.4 \pm 11.59	336.4 \pm 10.55	4.54 \pm 0.03
2	True	892.2 \pm 12.19	171.2 \pm 13.59	3.09 \pm 0.08
3	False	862.6 \pm 7.73	363.8 \pm 12.76	4.70 \pm 0.03
3	True	763.8 \pm 11.52	198.8 \pm 10.76	3.76 \pm 0.09
4	False	880.6 \pm 19.15	393.0 \pm 12.39	4.74 \pm 0.08
4	True	705.8 \pm 14.69	215.2 \pm 15.06	4.30 \pm 0.14
5	False	889.2 \pm 12.4	404.0 \pm 9.64	4.76 \pm 0.03
5	True	726.8 \pm 15.64	245.8 \pm 6.83	4.47 \pm 0.07
6	False	898.6 \pm 21.13	427.6 \pm 13.81	4.79 \pm 0.06
6	True	757.6 \pm 10.38	277.6 \pm 8.73	4.55 \pm 0.04
7	False	898.2 \pm 9.26	436.4 \pm 8.79	4.80 \pm 0.06
7	True	779.4 \pm 17.29	295.6 \pm 22.18	4.62 \pm 0.06
8	False	897.2 \pm 11.58	432.0 \pm 19.07	4.84 \pm 0.02
8	True	796.6 \pm 15.84	304.4 \pm 10.01	4.66 \pm 0.06
9	False	903.2 \pm 3.96	445.8 \pm 13.14	4.83 \pm 0.05
9	True	811.8 \pm 7.82	328.4 \pm 7.5	4.66 \pm 0.02
10	False	891.6 \pm 12.18	431.4 \pm 11.46	4.76 \pm 0.05
10	True	816.6 \pm 15.14	359.8 \pm 21.87	4.70 \pm 0.05

Table 34: Varying n (the number of Langevin steps), η (the step size), and γ_{kl} (the stability regularization coefficient) for maximizing ring count guidance with UDLM NOS. Validity, novelty, and mean ring count for novel sequences are measured for generated sequences from each method. Mean \pm standard deviation reported from repeated generation of 1,024 sequences using five different random seeds. The setting reported used in the main paper is **bolded**.

n	η	γ_{kl}	Num. Valid (\uparrow)	Num. Novel (\uparrow)	Novel Ring Count Mean (\uparrow)
1	0.001	0.000	1000.8 \pm 2.77	146.2 \pm 7.26	2.10 \pm 0.08
1	0.001	0.001	1000.8 \pm 2.77	146.2 \pm 7.26	2.10 \pm 0.08
1	0.001	0.010	1000.8 \pm 2.77	146.2 \pm 7.26	2.10 \pm 0.08
1	0.010	0.000	1001.0 \pm 2.45	147.2 \pm 8.44	2.10 \pm 0.09
1	0.010	0.001	1000.8 \pm 2.17	147.4 \pm 8.56	2.10 \pm 0.09
1	0.010	0.010	1001.0 \pm 2.45	147.2 \pm 8.44	2.10 \pm 0.09
1	0.100	0.000	1000.8 \pm 4.92	148.2 \pm 7.66	2.13 \pm 0.09
1	0.100	0.001	1000.8 \pm 4.92	148.2 \pm 7.66	2.13 \pm 0.09
1	0.100	0.010	1000.8 \pm 4.92	148.2 \pm 7.66	2.13 \pm 0.09
1	1.000	0.000	988.6 \pm 5.5	161.6 \pm 10.74	2.47 \pm 0.11
1	1.000	0.001	988.6 \pm 5.5	161.6 \pm 10.74	2.47 \pm 0.11
1	1.000	0.010	988.6 \pm 5.5	161.6 \pm 10.74	2.47 \pm 0.11
1	5.000	0.000	323.6 \pm 15.18	109.4 \pm 12.24	3.41 \pm 0.09
1	5.000	0.001	323.6 \pm 15.18	109.4 \pm 12.24	3.41 \pm 0.09
1	5.000	0.010	323.6 \pm 15.18	109.4 \pm 12.24	3.41 \pm 0.09
5	0.001	0.000	1000.8 \pm 2.77	146.6 \pm 7.5	2.10 \pm 0.08
5	0.001	0.001	1000.8 \pm 2.77	146.6 \pm 7.5	2.10 \pm 0.08
5	0.001	0.010	1000.8 \pm 2.77	146.6 \pm 7.5	2.10 \pm 0.08
5	0.010	0.000	1000.8 \pm 2.86	148.2 \pm 6.94	2.11 \pm 0.10
5	0.010	0.001	1000.8 \pm 2.86	148.0 \pm 7.04	2.11 \pm 0.10
5	0.010	0.010	1000.8 \pm 2.86	147.8 \pm 7.4	2.12 \pm 0.10
5	0.100	0.000	1001.0 \pm 4.24	149.0 \pm 5.29	2.14 \pm 0.13
5	0.100	0.001	1001.0 \pm 4.24	149.0 \pm 5.29	2.14 \pm 0.13
5	0.100	0.010	1001.0 \pm 4.24	149.0 \pm 6.0	2.14 \pm 0.13
5	1.000	0.000	988.6 \pm 5.5	161.6 \pm 10.74	2.47 \pm 0.11
5	1.000	0.001	990.2 \pm 5.26	162.2 \pm 9.96	2.46 \pm 0.11
5	1.000	0.010	989.4 \pm 4.83	160.4 \pm 7.57	2.44 \pm 0.11
5	5.000	0.000	323.6 \pm 15.18	109.4 \pm 12.24	3.41 \pm 0.09
5	5.000	0.001	413.0 \pm 16.17	166.8 \pm 18.95	3.92 \pm 0.05
5	5.000	0.010	573.8 \pm 13.03	244.4 \pm 13.05	3.96 \pm 0.07
10	0.001	0.000	1001.0 \pm 2.74	146.8 \pm 7.33	2.09 \pm 0.09
10	0.001	0.001	1001.0 \pm 2.74	146.8 \pm 7.33	2.09 \pm 0.09
10	0.001	0.010	1001.0 \pm 2.74	146.8 \pm 7.33	2.09 \pm 0.09
10	0.010	0.000	1001.0 \pm 3.08	147.8 \pm 7.46	2.12 \pm 0.10
10	0.010	0.001	1001.0 \pm 3.08	147.8 \pm 7.46	2.12 \pm 0.10
10	0.010	0.010	1000.6 \pm 3.78	147.2 \pm 6.98	2.12 \pm 0.10
10	0.100	0.000	1000.0 \pm 4.74	150.4 \pm 7.09	2.15 \pm 0.13
10	0.100	0.001	1000.0 \pm 4.74	151.0 \pm 6.78	2.14 \pm 0.12
10	0.100	0.010	1000.0 \pm 4.74	150.6 \pm 6.15	2.15 \pm 0.13
10	1.000	0.000	988.6 \pm 5.5	161.6 \pm 10.74	2.47 \pm 0.11
10	1.000	0.001	990.6 \pm 5.55	162.0 \pm 9.64	2.45 \pm 0.09
10	1.000	0.010	993.0 \pm 3.46	163.6 \pm 9.89	2.47 \pm 0.09
10	5.000	0.000	323.6 \pm 15.18	109.4 \pm 12.24	3.41 \pm 0.09
10	5.000	0.001	454.6 \pm 12.78	188.8 \pm 12.24	3.96 \pm 0.05
10	5.000	0.010	670.0 \pm 6.4	276.8 \pm 20.62	3.81 \pm 0.07

Table 35: Ablation results of γ values on CIFAR10. Best values for each model are **bolded**.

	FID (\downarrow)	IS (\uparrow)	F1 (\uparrow)
MDLM D-CFG			
$\gamma = 1$	27.94	7.14	0.76
$\gamma = 2$	18.62	8.24	0.95
$\gamma = 3$	16.19	8.78	0.99
$\gamma = 4$	15.56	9.02	0.99
$\gamma = 5$	15.73	9.19	1.00
UDLM D-CFG			
$\gamma = 1$	26.70	7.43	0.81
$\gamma = 2$	20.75	8.34	0.96
$\gamma = 3$	21.31	8.52	0.98
$\gamma = 4$	23.21	8.66	0.99
$\gamma = 5$	26.15	8.60	0.99

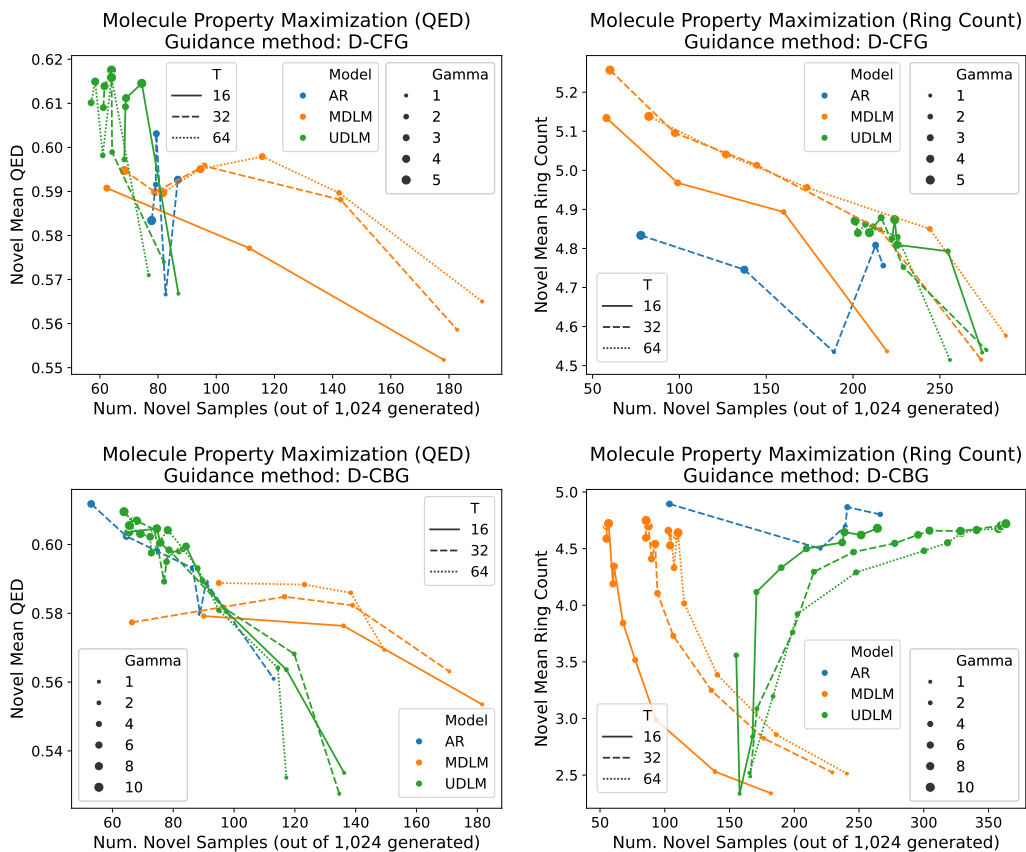
Figure 7: Effect of varying T on QM9 guidance generation. (Top Left) Maximizing drug-likeness (QED) using D-CFG. (Bottom Left) Maximizing drug-likeness (QED) using D-CBG. (Top Right) Maximizing ring count using D-CFG. (Bottom Right) Maximizing ring count using D-CBG.

Table 36: Varying T for CIFAR10 conditional generation. 50k images sampled from a conditional model (D-CFG $\gamma=1$). F1 metric from a separate classifier trained to identify the class label used for the conditional generation. Best metric per T is **bolded**.

Model	FID (\downarrow)	IS (\uparrow)	F1 (\uparrow)
$T = 128$			
MDLM	64.09	5.81	0.63
UDLM	30.48	7.30	0.80
$T = 256$			
MDLM	41.53	6.51	0.70
UDLM	28.30	7.40	0.81
$T = 512$			
MDLM	31.97	6.89	0.74
UDLM	27.12	7.43	0.74
$T = 1024$			
MDLM	27.94	7.14	0.81
UDLM	26.70	7.43	0.81

Table 37: Generative Perplexity (Gen. PPL; using GPT-2 Large) for unconditional sample generation from models trained on LM1B. Best value is **bolded**.

Model	T	Gen. PPL (\downarrow)
AR	128	67.46
MDLM	16	170.64
MDLM	32	140.47
MDLM	64	130.62
MDLM	128	120.93
MDLM	256	119.96
MDLM	512	118.34
MDLM	1024	116.80
UDLM	16	82.09
UDLM	32	79.80
UDLM	64	79.93
UDLM	128	79.87
UDLM	256	79.07
UDLM	512	79.14
UDLM	1024	78.22

Table 38: Generated samples for unconditional generation from models trained on LM1B.

Model - T	Generated Text
AR - 128	<p><i>“[CLS] to move the global economy away from inappropriate trade practices and build an environment that rewards innovation. i. e. samples of seed money by jim mellon, paul pompa jr., gil familier, vanessa thomas, george rothman, george whitacre, john ziemba, mark sweitzer, little george nowi, thayer evans and allison gallagher. i. e. yang if you don’t wanna fly, the statistics means you are going to make your rocket arm - rolls. [CLS] savings that made the difference in someone’s life cannot be made in another country without foreign assistance on their [CLS]”</i></p>
MDLM - 16	<p><i>“[CLS] mezzo ev of dream spirits. [CLS] to naval cadets i didn’t want mum and dad to be a group, but even with the odd social butterflies i felt myself sitting at the edge of a deep blue pool. [CLS] on wednesday morning, fighter jets billowed the area during the early hours of the morning. [CLS] i know of the sailing course, the scenery, the coastline, the whole thing very beautiful - - the land of water. [CLS] wednesday, after its peak height reached the ice’s lowest point. [CLS] reader’s thought is. for the basic requirements of team leadership, internship, part time, a...”</i></p>
MDLM - 1024	<p><i>“[CLS] was killed as mr. giffords and as the caregiver, representative giffords’s. [CLS] but i have no doubt that this process will produce meat, ms. rommel said. [CLS] and even if you don’t need to hit an agency envelope during it, you should pay the rent through office expenses, referring to the possible error. [CLS] blog. view billshrift and discuss yahoo commercials, and what? [CLS] this month, the new logos of cin - armarge became scranton neck - based riverton and tollhorn. [CLS] when i arrived, he’d ducking behind the woman..”</i></p>
UDLM - 16	<p><i>“[CLS] grandeur. [CLS] grand avenue an. [CLS] it upon request, such information plays only in the provision of the protocol as guidelines for the nonprofit sector. [CLS] that too has to worry people about schools that shut down and closed schools for several weeks. [CLS] i will not comment on anything important to the eu, where someone is blaming serbia to not a figurehead. [CLS] but i think that because an increasing number of coal is put at risk as a displaced gateway, and the other party of technology falls away from communities that can somehow show up as a starting point, one thing that the province will suffer is loss of almost [CLS]”</i></p>
UDLM - 1024	<p><i>“[CLS] would [CLS] a 49 percent stake in the company under the terms of the deal. [CLS] the only subsequent trial out of ms, sykes is 19 february next year after prosecutors failed to overturn the death sentence against him. [CLS] but dugard has recorded several rings for baby jesus, a completely new thing as for calling muslim cold - callers and working with his confiscators. [CLS] i am forced to seek out convenient explanations while remaining in no position either to caucus. [CLS] of course, get me out of there. [CLS] the first thing being wrote about is having available food. [CLS] sir simon’s guests included singer hayley wood and”</i></p>