



# GAOKAO-EVAL: DOES HIGH SCORES TRULY REFLECT STRONG CAPABILITIES IN LLMs?

Zhikai Lei<sup>1,2\*</sup>, Tianyi Liang<sup>1,2\*</sup>, Hanglei Hu<sup>1,2\*</sup>, Jin Zhang<sup>1,3</sup>, Yunhua Zhou<sup>1</sup>, Yunfan Shao<sup>1</sup>, Linyang Li<sup>1</sup>, Chenchui Li<sup>2</sup>, Changbo Wang<sup>2</sup>, Hang Yan<sup>4</sup>, Qipeng Guo<sup>1†</sup>

<sup>1</sup> Shanghai Artificial Intelligence Laboratory <sup>2</sup> East China Normal University

<sup>3</sup> Harbin Institute of Technology <sup>4</sup> The Chinese University of Hong Kong

kausai@stu.ecnu.edu.cn

<https://github.com/open-compass/GAOKAO-Eval>

## ABSTRACT

Large Language Models (LLMs) are commonly evaluated using human-crafted benchmarks, under the premise that higher scores implicitly reflect stronger human-like performance. However, there is growing concern that LLMs may “game” these benchmarks due to data leakage, achieving high scores while struggling with tasks simple for humans. To substantively address the problem, we create **GAOKAO-Eval**, a comprehensive benchmark based on China’s National College Entrance Examination (Gaokao), and conduct “closed-book” evaluations for representative models released prior to Gaokao. Contrary to prevailing consensus, even after addressing data leakage and comprehensiveness, GAOKAO-Eval reveals that high scores still fail to truly reflect human-aligned capabilities. To better understand this mismatch, We introduce the Rasch model from cognitive psychology to analyze LLM scoring patterns and identify two key discrepancies: 1) anomalous consistent performance across various question difficulties, and 2) high variance in performance on questions of similar difficulty. In addition, We identified inconsistent grading of LLM-generated answers among teachers and recurring mistake patterns. We find that the phenomena are well-grounded in the motivations behind OpenAI o1, and o1’s reasoning-as-difficulties can mitigate the mismatch. These results show that GAOKAO-Eval can reveal limitations in LLM capabilities not captured by current benchmarks and highlight the need for more LLM-aligned difficulty analysis.

## 1 INTRODUCTION

Human-aligned capabilities, typically designed based on difficulty levels aligned with human performance, have been widely used to evaluate LLMs and steer further research initiatives (Lu et al., 2022a; Shi et al., 2024; Hendrycks et al., 2021b; Zhang et al., 2023). Implicit in this approach is the assumption that high scores on these benchmarks indicate human-aligned capabilities. However, there is a growing concern within the community that LLMs may be “gaming” these benchmarks—achieving high scores while demonstrating instability and unreliability when confronted with tasks that are simple for humans (Zhou et al., 2024). As shown in Figure 1, while LLMs may excel at complex questions, they often struggle with simpler ones. This inconsistency further indicates that an LLMs’ high score of 90% does not necessarily reflect its ability to handle tasks that are considerably easier for humans, who typically score only 60%. Such findings raise a critical question: *Do high scores truly reflect human-aligned capabilities in LLMs?*

The community initially attributed the observed mismatch between benchmark performance and LLM capabilities to data leakage (Ni et al., 2024; Zhou et al., 2023) or the insufficient cov-

\*Equal contribution. Work done as part of the Shanghai Artificial Intelligence Laboratory.

†Corresponding author: guoqipeng@pjlab.org.cn

erage of benchmarks in comprehensively evaluating specific skills. However, they have not addressed the critical discrepancies that persist in LLM performance. Recent studies, particularly in programming (Tambon et al., 2024) and reasoning tasks (Qiao et al., 2024), have observed intriguing patterns regarding the divergence between benchmark difficulty and Large Language Model (LLM) performance (Zhou et al., 2024). Nonetheless, these approaches mainly focus on specific problem types and cannot guarantee the absence of data leakage.

To substantively address the problem, we introduce GAOKAO-Eval, a comprehensive and annually updated benchmark based on Gaokao. The comprehensiveness and security of Gaokao is attributed to the process where Gaokao experts spend two months in a fully sealed environment each year, crafting 490 new questions that cover 2-3 key concepts from a pool of over 10,000 (Hubert et al., 2022). These questions are thoroughly tested with recruited students to ensure that the resulting scores follow a normal distribution. This rigorous process, combined with the exam’s broad coverage of subjects and question types, makes Gaokao an ideal foundation for evaluating LLMs (Zong & Qiu, 2024; Zhang et al., 2023). Our framework evaluates only models released before the exam date, and employs over 54 high school teachers for grading subjective questions.

Through the rigorous evaluation process outlined above (see Figure 2), we uncovered a crucial insight: even after mitigating issues such as data leakage and insufficient benchmark coverage, an inherent conflict between LLM capabilities and benchmark design persists, as LLMs continue to exhibit inconsistent performance. Specifically, high scores do not necessarily reflect human-aligned capabilities in these models. Further analysis employs the theoretical human performance curve from cognitive psychology, modeled by the Rasch model, to rigorously characterize the deviation of LLM scoring patterns from human performance (Rasch, 1993; Bond & Fox, 2007). This reveals two statistical phenomena: a semi-difficulty-invariant scoring rate and high variance in performance on similarly difficult questions. We evaluate abundant representative models on GAOKAO-Eval in extensive scenarios to further investigate these phenomena, yielding several key takeaways: (1) grading inconsistencies compared to human examinees; (2) recurring error patterns across various task types; (3) the mitigation of the mismatch through o1’s reasoning-as-difficulties approach.

In summary, we make the following three-fold contributions:

- We introduce GAOKAO-Eval, a comprehensive and annually updated benchmark based on Gaokao. This benchmark provides a non-leaking, comprehensive assessment that closely mimics human-centric evaluation, encompassing a diverse range of subjects and question types.
- We reveal that high scores on benchmarks do not necessarily reflect human-aligned capabilities in LLMs. Our analysis shows that LLMs’ scoring patterns deviate significantly from human performance, exhibiting semi difficulty-invariant distributions and high variance within similar difficulty levels.
- We identify that the mismatch is related to distinct error patterns and grading inconsistencies in LLMs compared to human examinees. Furthermore, we propose using reasoning tokens as a proxy for aligning LLM difficulties, which mitigates these issues.

## 2 GAOKAO-EVAL

GAOKAO-Eval leverages China’s National College Entrance Examination as a comprehensive benchmark for evaluating LLMs. This evaluation framework is designed to provide a thorough assessment of LLM capabilities across various subjects and question types, while ensuring the integrity and relevance of the evaluation process. The benchmark is characterized by four key features: (1) full-paper examination covering all question types and subjects, including multimodal questions; (2)

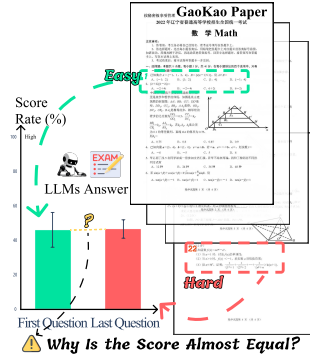


Figure 1: Comparison of LLM scores on the first and last questions of Gaokao Paper. Despite the latter being more difficult, LLMs achieve similar scores, revealing potential inconsistencies.

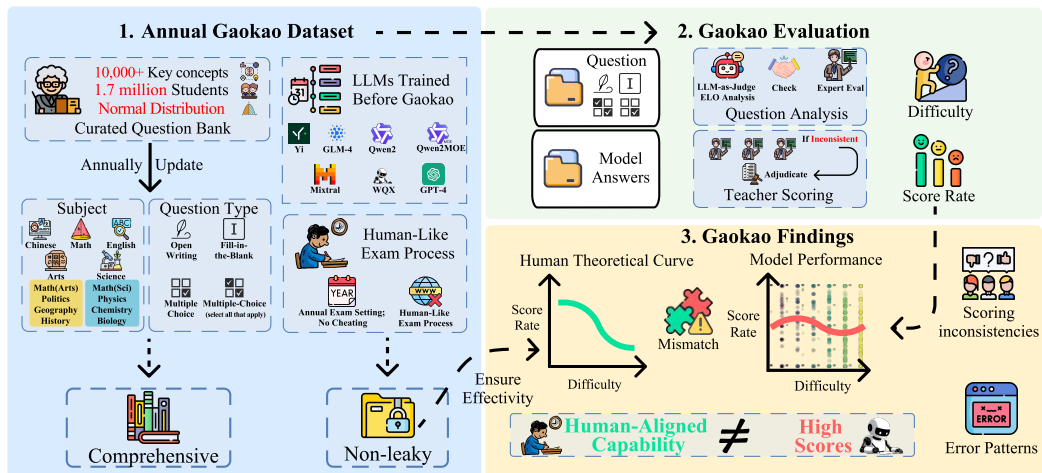


Figure 2: The GAOKAO-Eval pipeline. Built on the Gaokao benchmark, which ensures balanced difficulty and subject coverage, GAOKAO-Eval evaluates models released before the exam date under strict closed-book conditions, with human teachers grading subjective responses. Findings show that, even with high scores, LLMs have inconsistent scoring patterns and greater variation on tasks of similar difficulty. In contrast, human performance changes more predictably with task difficulty.

pre-exam open source evaluation, limiting assessment to models released before the current year’s Gaokao; (3) expert grading by experienced Gaokao examiners for subjective questions; and (4) full transparency with open-source code, model responses, and scoring results.

Table 1: Comparison between **OURS** and other benchmarks. AU: Annual Update Size; Avg Q. Leng.: Avg Question Length; Expl.: Explanation; FB: Fill-in-the-Blank; MC: Multiple-Choice; BC: Binary-Choice; T. Chi.: Translated Chinese; N. Chi.: Native Chinese; S&A: Strict Security Measures and Annual Update; I. Type: Image Type.

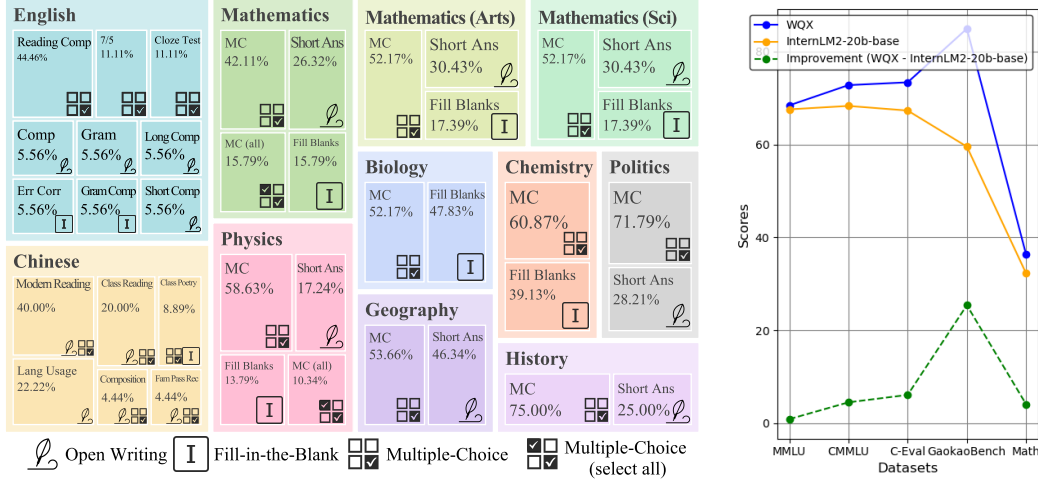
Benchmark	Size	AU	Avg. Q.	Expl.	Question	I. Type	Lang.	S&A
IconQA	107K	-	8.30	✗	MC+FB	1	Eng.	✗
OK-VQA	14K	-	8.09	✗	Open	1	Eng.	✗
Ai2D	5K	-	9.78	✗	MC	1	Eng.	✗
FigureQA	1M	-	6.07	✗	BC	5	Eng.	✗
ScienceQA	6K	-	12.11	✓	MC	5	Eng.	✗
MMMU	11.5K	-	59.33	✓	MC+Open	30	Eng.	✗
MMLU	15K	-	274.54	✗	MC	0	Eng.	✗
MMLU Pro	12K	-	264.76	✓	MC	0	Eng.	✗
CMMLU	11K	-	36.85	✗	MC	0	N. Chi.	✗
C-Eval	13K	-	53.20	✓	MC+BC	0	N. Chi.	✗
MM-Bench-CN	3K	-	15.48	✗	MC	20	T. Chi.	✗
GAOKAO-MM	0.65K	-	260.19	✓	MC	32	N. Chi.	✗
<b>OURS</b>	<b>3.95k</b>	<b>0.49k</b>	<b>674.01</b>	✓	MC+FB BC+Open	<b>32</b>	<b>N. Chi. + Eng.</b>	✓

GAOKAO-Eval distinguishes itself from existing knowledge-based benchmarks through its comprehensive coverage, longer average question length, and employment of native Chinese data. Unlike previous benchmarks (Lu et al., 2022b; Marino et al., 2019; Kembhavi et al., 2016; Kahou et al., 2018; Lu et al., 2022a; Yue et al., 2024; Hendrycks et al., 2021b; Wang et al., 2024; Li et al., 2023; Huang et al., 2023; Liu et al., 2024), GAOKAO-Eval is based on the Gaokao-Bench (Zhang et al., 2023) and GAOKAO-MM (Zong & Qiu, 2024) benchmarks and features annual updates and human-scored evaluations, ensuring a secure and transparent framework for assessing LLMs.

## 2.1 COMPREHENSIVE GAOKAO-EVAL DESIGN

GAOKAO-Eval is meticulously designed to provide a thorough evaluation by encompassing multiple subjects, diverse question types, and various paper formats. This comprehensive approach ensures that LLMs are assessed across a wide range of cognitive tasks and knowledge domains.

**Subject and Question Type Coverage.** Figure 3a presents the distribution of question types across various subjects in GAOKAO-Eval. It encompasses not only multiple-choice questions but also more complex types such as short answers, essays, and subject-specific formats, providing a thorough assessment of AI models’ capabilities across different cognitive tasks and knowledge domains.



(a) Distribution of Question Types Across Subjects in GAOKAO-Eval. (b) Performance Improvement: InternLM2-20b-base vs WQX.

Figure 3: Comprehensiveness of GAOKAO-Eval.

**LLM-Aligned Capabilities Improvement via GAOKAO Question.** Training on a specialized Gaokao dataset contributes to a broader enhancement of its capabilities, specifically reflected in its performance on other sophisticated knowledge benchmarks. In this motivation, we propose a specific model named WQX based on InternLM2-20b-base (Cai et al., 2024). The training detail about WQX is introduced in Appendix Section A. We evaluate the performance of WQX on several latest sophisticated knowledge benchmarks Math, MMLU, CMMLU, C-Eval, GaokaoBench. With an exceptional 84.94% accuracy on the GaokaoBench, the model demonstrates its superior capability in handling complex examination-style questions, a testament to the effectiveness of our targeted training and data augmentation strategies. The improvements observed in Math, MMLU, CMMLU, and C-Eval benchmarks further affirm the WQX model’s comprehensive natural language understanding and its adeptness at navigating a wide array of knowledge-intensive tasks (see Figure 3b). The model’s ability to better navigate these diverse and complex tasks suggests that the Gaokao dataset covers a broad spectrum of knowledge areas and cognitive skills.

## 2.2 EVALUATION METHODOLOGY AND SECURITY MEASURES

GAOKAO-Eval employs a rigorous evaluation methodology with strict security measures to ensure accurate, meaningful results while maintaining the integrity of the assessment process.

**Non-leaky Data and Temporal Isolation.** To address limitations in previous benchmarks like GAOKAO-Bench (Zhang et al., 2023) and GAOKAO-MM (Zong & Qiu, 2024), which potentially allowed data leakage, GAOKAO-Eval uses genuinely unseen data. It evaluates only open-source models released before June 6, 2024, ensuring temporal isolation and a closed-book environment. This approach provides a more objective assessment of LLMs’ capabilities, avoiding the “open-book test” scenario present in earlier evaluations.

---

**Multimodal Evaluation Adaptations.** For multimodal questions, evaluation methods were adapted based on model capabilities. The Mixtral series, being language-only models, used only text input for multimodal questions. Due to poor performance of QwenVL-7B (Bai et al., 2023) on certain subjects, Qwen2-72B (Yang et al., 2024) text model was also evaluated on multimodal questions in Physics, Chemistry, and Geography for both New Curriculum Standard and National A test papers.

**Human Expert Grading.** 54 experienced Gaokao examiners graded the responses without prior knowledge of their AI origin. Clear guidelines were provided for handling misunderstood questions, repeated answers, or explanations instead of direct answers. The evaluation considered the potential 1-2 point deviation in Chinese essays due to the lack of handwriting assessment, typically part of the Gaokao scoring process.

### 2.3 DATA PROCESSING

At the moment when the Gaokao concluded, we utilized various online channels to collect examination papers from various subjects. These papers were then standardized into a consistent format containing both text and images through manual processing. Specific processing techniques were applied according to the needs of each subject. For subjects such as Chinese, Mathematics, and English, which are commonly used across multiple provinces and tend to have fewer image-based questions, we opted to exclude any images. Consequently, we used solely textual questions as the data for evaluation. For subjects other than the aforementioned three, we treated each major question as a separate input. Sub-questions within each major question were formatted using (1), (2), and so on. Additionally, images within these questions were incorporated by employing the token to indicate their placement within the text. In scientific subjects, where formulas are prevalent, all mathematical expressions were converted into LaTeX format and encapsulated using the \$ symbol, which ensured consistent and accurate representation of complex equations. To prevent any external instructions from influencing the model’s performance, no extra prompts were included beyond the necessary formatting and data processing steps outlined above.

### 2.4 MODELS

The models’ detailed information is listed in Appendix B.5. The models include 🦙 Qwen2-72B (Yang et al., 2024) and Owen1-VL (Bai et al., 2023), 🟡 Yi-34B (AI et al., 2024), 🌟 GLM-4 (GLM et al., 2024), 🇨🇳 WQX, 🏠 Mixtral (Mistral AI, 2024), and 🤖 GPT-4o (OpenAI et al., 2024). Given the prevalence of graphical elements in high school examination questions, LLMs tend to respond only to text-based questions (with few exceptions), whereas multimodal LLMs address all types of questions.

## 3 RESULTS AND KEY FINDINGS

The following sections break down our key findings, focusing on the performance discrepancies between human-aligned capabilities and LLM-generated results. We systematically explore performance, difficulty ratings, unique error patterns exhibited by LLMs, and the comprehensiveness of our GAOKAO-Eval benchmark.

### 3.1 DISCREPANCY BETWEEN HIGH SCORES AND HUMAN-ALIGNED CAPABILITIES

We first obtained the score ratings and difficulties, then compared these to the theoretical human performance curves. The results showed significant inconsistencies, as LLMs’ difficulty alignment did not match human patterns.

**Overall Performance Analysis.** The Figure 4 below present the performance scores of various models on the New Curriculum Standard Paper and the National Type A Paper, ranked by Science Total Score.

**Difficulty of Questions.** Human evaluators design tests to follow a normal distribution in difficulty. To assess LLMs’ alignment with this principle, we designed a hybrid approach combining manual annotations with an Elo rating system, which incorporates both human expertise and LLM-based judgments. This system adjusts LLM scores based on pairwise comparisons, allowing us to evaluate



Figure 4: Total performance of LLMs in New Curriculum Standard Paper and National Type A Paper. +VL: questions involving images will use the corresponding multimodal version of the model for inference.

question difficulty and model performance consistency. The refined difficulty ratings closely align with human expert judgments, with an internal correlation of up to 0.94 (Figure 5).

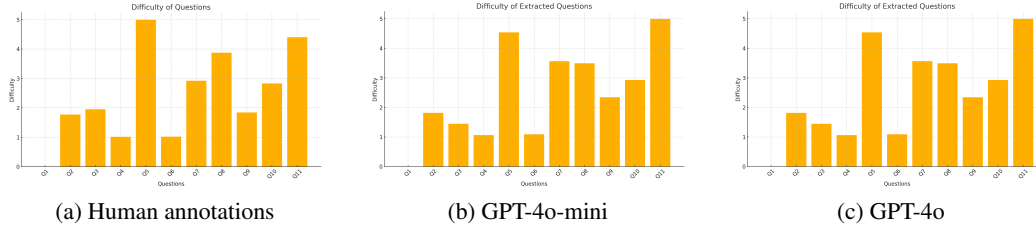


Figure 5: Consistency distribution of Elo ratings across different models and methods, demonstrating alignment with human expert difficulty ratings.

**Comparison with human performance using Rasch model.** This subsection explores the performance of LLMs in comparison to human performance using the Rasch model, a common method in education and psychometrics for evaluating the relationship between test item difficulty and the probability of a correct response Boone & Noltemeyer (2017); Khine (2020).

The Rasch model (Rasch, 1993), benchmarks its measurements against objective standards to ensure reliability and objectivity, which is particularly useful in assessing whether LLMs can replicate the expected human-aligned response patterns across different difficulty levels. According to the principles of the Rasch model, the probability of a specific individual responding correctly to a specific item can be represented by a function of the individual’s ability and the item’s difficulty:

$$P(X = 1|\theta, b) = \frac{e^{\theta-b}}{1 + e^{\theta-b}} \quad (1)$$

where  $P(X = 1|\theta, b)$  represents the probability that an examinee with ability level  $\theta$  will answer an item correctly.  $\theta$  represents the examinee’s ability level, and  $b$  represents the difficulty of the item. In this study, we directly use this equation as the basis for evaluation.

As shown in Figure 6, the relationship between question difficulty and scoring rate predicted by the Rasch model demonstrates a poor fit to the real data, as evidenced by the low R-squared value of -0.23. This low R-squared value suggests a significant mismatch between the LLMs’ capabilities and the expected human-aligned ability. LLMs struggles to consistently align its performance with the varying difficulty of the questions.



Figure 6: The fitted IRT curve for evaluating LLM performance. The x-axis represents the difficulty level of questions, while the y-axis represents the scoring rate  $S$ . The red line represents the fitted curve, indicating how well the Rasch model fits the observed data.



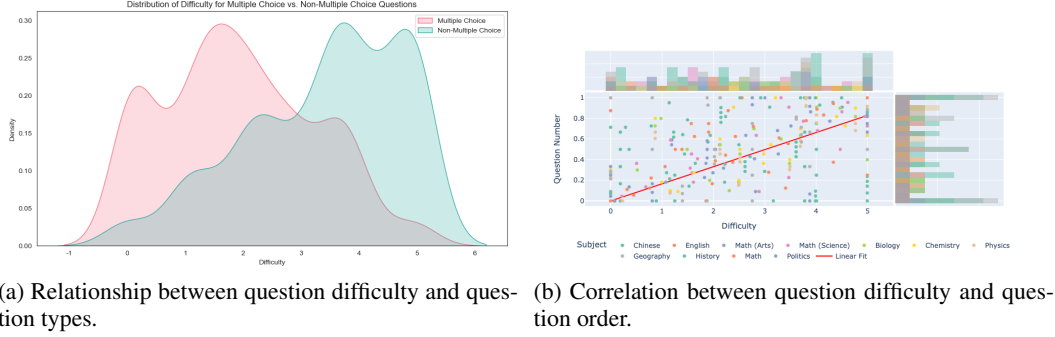


Figure 7: Analysis of question difficulty in relation to question types and order.

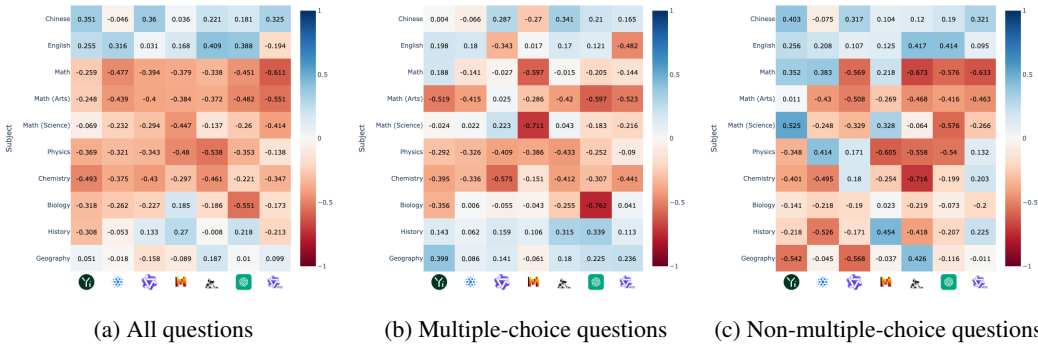


Figure 8: Correlation heatmaps between difficulty and scoring rate for all questions, multiple-choice questions, and non-multiple-choice questions.

### 3.2 LLMs' UNIQUE ERROR PATTERNS

This subsection explores the unique scoring patterns exhibited by LLMs when evaluated across various question difficulties. Understanding these patterns is essential for developing robust evaluation metrics that align with human judgment and accurately reflect LLM capabilities.

**Analysis of Difficulty Ratings.** Next, we delve into the characteristics of these difficulty ratings to understand their implications. Figure 7a illustrates the relationship between difficulty and question types, showing that certain question types consistently rank as more difficult across models. Figure 7b explores how difficulty correlates with the order of questions within a test. These analyses indicate that our difficulty ratings are well-aligned with human perception and accurately reflect the human-aligned capabilities of LLMs, further validating the reliability of GAOKAO-Eval’s evaluation framework. These findings collectively suggest that our use of the Elo rating system, combined with human judgment, provides a robust and human-aligned approach to assessing LLM performance across varying question difficulties.

**Semi Difficulty-Invariant Scoring Distribution.** We define the phenomenon of *Semi difficulty-invariant scoring distribution* as the lack of significant correlation between question difficulty and the scoring rate of language models. Mathematically, we compute the Pearson correlation coefficient between question difficulties  $b_s$  and the observed scoring rates  $P_{ij}(s)$  for subject  $i$  and model  $j$ :

$$\rho_{b,P}^{(ij)} = \frac{Cov(b, P_{ij})}{\sigma_b \sigma_{P_{ij}}} \quad (2)$$

where  $Cov(b, P_{ij})$  is the covariance between question difficulty and scoring rate, and  $\sigma_b$  and  $\sigma_{P_{ij}}$  are the standard deviations of question difficulty and scoring rate, respectively. A small absolute value of  $\rho_{b,P}^{(ij)}$  indicates that the scoring rate is approximately invariant with respect to question difficulty.

Figure 8 presents three correlation heatmaps illustrating the relationship between question difficulty and scoring rate across different subjects and language models. The correlations are calculated

separately for all questions. The low correlation coefficients observed confirm the semi difficulty-invariant nature of the scoring distributions for the language models studied.

**High Variance in Performance on Similar Difficulty Questions.** Our analysis reveals high variance in LLM scoring rates for questions of similar difficulty, as shown in Figure 6. This phenomenon deviates from the expected monotonic decrease in performance as difficulty increases predicted by Item Response Theory (IRT). The fitted IRT curves poorly capture the data distribution, indicated by low  $R^2$  values (-0.22). This misfit suggests that traditional IRT models, effective for human performance, may not adequately characterize LLM behavior. The high variance limits their reliability in critical applications. To quantify this, we calculate the variance of scoring rates  $V_b^{(ij)}$  for subject  $i$  and model  $j$  within a small difficulty range centered at  $b$ :

$$V_b^{(ij)} = Var\{P_{ij}(s) \mid b_s \in [b - \Delta b, b + \Delta b]\} \quad (3)$$

### 3.3 LLMs’ UNIQUE SCORING PATTERNS

As illustrated in Figure 10, LLMs frequently produce outputs that deviate from human common sense, posing challenges for experts tasked with evaluating these responses. Therefore, the high scores obtained by the model only indicate accuracy according to the specific grading rules used, but do not necessarily reflect a high level of human-like capability. For instance, in Figure 10 a, the model infers a vertical relationship through parallel reasoning, which is illogical. In Figure 10 b, despite errors in the intermediate steps, the model manages to guess the correct answer. In Figure 10 c, the model generates an ancient Chinese poem that never existed in historical records. Lastly, in Figure 10 d, the task explicitly requires a brief summary, yet the model copies the entire passage verbatim. These anomalies highlight the inherent difficulties in relying on LLMs for tasks that require a nuanced understanding of context and common sense. From these examples, it is evident that *even when the LLM captures the “key conceptions”, this does not necessarily signify a genuine mastery of the question.*

### 3.4 INCONSISTENCIES IN LLM GRADING

We observed that human examiners encountered too high Inconsistent Score Rate (ISR) in over 32% of cases due to the unique scoring patterns of LLMs. A high ISR indicates that human graders are more likely to disagree when assessing LLM-generated answers compared to typical human responses, which exacerbates the phenomenon of *high variance in performance on similarly difficult questions*. As shown in Figure 9, the ISR varies across subjects. Notably, the humanities subjects, such as Politics and History, exhibit higher inconsistency rates compared to science subjects like Physics and Math. This suggests that LLMs may face more challenges in consistently interpreting and responding to questions in humanities, potentially due to the abstract and context-dependent nature of these subjects. For instance, the ISR for Politics reaches up to 41.18% in some models, indicating that nearly half of the responses deviate significantly from the average, highlighting the difficulties LLMs have with the subjective and often nuanced content typical of humanities. In contrast, the ISR for Physics is much lower, often below 20%, reflecting more consistent performance in subjects that rely on more concrete and structured knowledge.

$$ISR_{ij} = \frac{|s \in S_{ij} : |s - \mu_{ij}| > \sigma_{ij}|}{|S_{ij}|} \quad (4)$$

where  $S_{ij}$  represents the set of all scores for subject  $i$  and model  $j$ ,  $\mu_{ij}$  is the mean score, and  $\sigma_{ij}$  is the standard deviation of scores for the same subject-model pair.

Just as Gaokao scores for human candidates have inherent variability, LLM evaluation cannot achieve absolute consistency. Therefore, the scores in GAOKAO-Eval should be interpreted with caution, especially when comparing across different subjects or models. To address potential bias, each question was reviewed by at least three experienced teachers, with the average score taken as the final grade. Significant discrepancies were re-evaluated and adjusted to minimize bias. *However, LLM responses tend to be more misleading for human graders.* As with the RM pattern observed by Qiao et al. (2024), models often produce correct final answers despite flawed intermediate steps, which makes grading more challenging for evaluators who rely on process-based scoring. This can result in greater grading discrepancies, as reflected in the ISR data (Figure 9), particularly in subjects



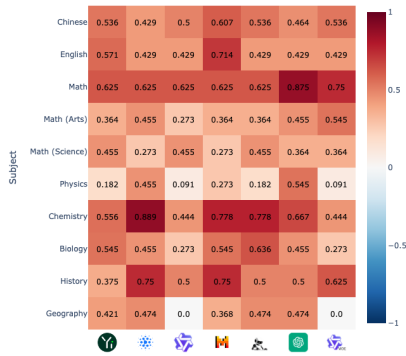


Figure 9: Heatmap of subjects and model performance showing the Inconsistent Score Rate (ISR) across different subjects.

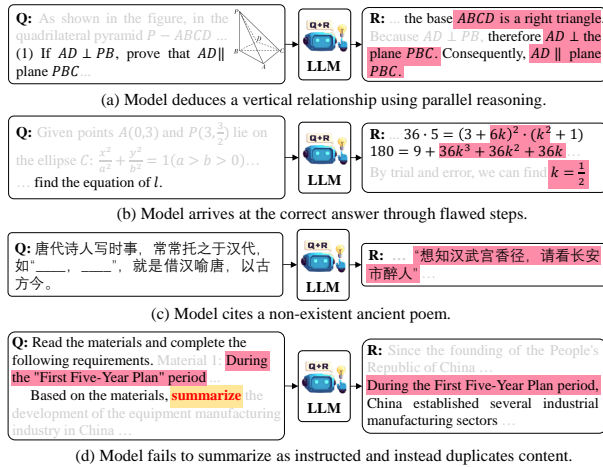


Figure 10: Unique Error Patterns of the Model.

like Politics and Math. These inconsistencies arise from LLMs’ unique characteristics, leading to greater divergence in human evaluators’ judgments.

#### 4 DISCUSSION

Our findings through GAOKAO-Eval provide insights into the capabilities and limitations of current LLMs. The observed discrepancy between high benchmark scores and human-aligned capabilities in LLMs aligns with recent studies questioning the reliability of existing evaluation methods (Zellers et al., 2019; Sakaguchi et al., 2020; Lin et al., 2022). Our results extend these concerns to a comprehensive, annually updated benchmark based on real-world educational assessments.



Figure 11: Transforming O1’s reasoning tokens into human-aligned difficulties improves the fit ( $R^2$ ) with the Rasch model.

**Score and human-aligned capability mismatch in previous benchmarks.** Previous benchmarks may have missed the issue of mismatched scores and human-like capabilities due to their focus on multiple-choice questions with non-continuous score distributions. Additionally, many models likely encountered similar training data (non-leaky), making it difficult to obtain a consistent, continuous scoring range. As a result, earlier benchmarks struggled to highlight this misalignment.

**Towards LLM-Aligned Difficulties.** The semi-invariant scoring behavior of LLMs suggests a critical gap in how these models process information compared to humans. Rather than solving problems through human-like reasoning, LLMs tend to rely on pattern recognition across vast datasets (Chen et al., 2024b), leading to inconsistencies in performance on similarly difficult questions. Figure 11 shows results from external experiment with the latest o1 model. Using o1’s reasoning tokens as a proxy for LLM-aligned difficulties improved the fit with the Rasch model. The coefficient of determination ( $R^2$ ) increased from -0.22 to 0.1019. Before we try to improve LLM performance

---

by adopting human-aligned difficulties in benchmarks, it is promising to explore what LLM-aligned difficulties are—challenges that are more suitable for LLMs.

**The High Variance in LLM Performance on the Same Difficulty** raises questions about the consistency and reliability of these models. This variability could have significant implications for deploying LLMs in critical domains where consistent performance is crucial (Zhou et al., 2024). Figure 11 (b) and (d) suggest that the reduction in variance with more inference tokens indicates a lack of reasoning-related factors contributing to this inconsistency.

## 5 RELATED WORK

**Benchmark for LLMs and VLMs.** Traditional benchmarks have played a pivotal role in assessing the natural understanding capabilities of models (Kahou et al., 2018; Lu et al., 2022a). However, as LLMs evolve, models such as Mistral-Large2 (Mistral AI, 2024), Llama3.1-405B (Dubey et al., 2024), and GPT-4 (OpenAI et al., 2024) begin to outperform human capabilities on these traditional tasks. So there is a growing recognition of the need for more sophisticated benchmarks that can evaluate a broader spectrum of abilities, encompassing both natural language processing (NLP) and multimodal tasks.

MMLU, CMMLU, C-Eval have expanded the evaluation landscape by incorporating a wider range of subjects and difficulty levels, primarily through multiple-choice questions (MCQs) (Hendrycks et al., 2021a; Li et al., 2024; Huang et al., 2023). In addition, Math utilizes a fill-in-the-blank format to measure models’ mathematical problem-solving abilities (Hendrycks et al., 2021c). On the multimodal front, benchmarks like MMMU and Math Vista have been introduced to assess models’ abilities to integrate and interpret information across different modalities with reasoning, such as text and images (Yue et al., 2024; Lu et al., 2024; Chen et al., 2024a).

Despite these advancements, current benchmarks face notable limitations. The reliance on MCQs, while valuable for scalability and objectivity, often limits the types of questions and scenarios that can be evaluated, potentially overlooking critical aspects of language comprehension and generation. Moreover, both NLP and multimodal benchmarks struggle with the issue of question leakage. Our work introduces a novel benchmark by leveraging the rich and diverse question types and a broad array of subjects and question formats from the GAOKAO examinations.

**Gaokao Evaluation.** Gaokao is a comprehensive national academic test that serves as the primary criterion for university admission in China. Two notable works in this area are Gaokao-bench and GAOKAO-MM (Zong & Qiu, 2024; Zhang et al., 2023). Gaokao-bench compiled a dataset of multiple-choice and subjective questions from previous Gaokao examinations, while GAOKAO-MM expanded this approach to include multimodal elements. Both benchmarks aim to provide a comprehensive evaluation of LLMs’ language understanding, reasoning abilities, and multimodal integration capabilities.

The underlying assumption for these two benchmarks is that if LLMs can perform well on tasks that challenge human intelligence, they may be developing more human-like cognitive capabilities. However, our research demonstrates that high scores on these benchmarks do not necessarily equate to human-like abilities in LLMs.

**Error Patterns and Human Evaluation of LLMs.** Berglund et al. (2024) finds a reversal curse pattern, while Wu et al. (2023) designs 11 counterfactual evaluation tasks and observes consistent and substantial degradation of LM performance. Some researchers find that LLMs make a significant number of basic errors in code writing and are unable to complete code with potential bugs (Zhong & Wang, 2023; Jesse et al., 2023; Dinh et al., 2023). Chen et al. (2024b) builds an automated evaluation method and discovers 8 error patterns. Rather than summarizing error patterns in GAOKAO, our analysis delves deeper into how these patterns contribute to the phenomenon where high scores cannot reflect high capabilities. This suggests a potential gap in reasoning abilities.

## 6 CONCLUSION

GAOKAO-Eval provides a comprehensive and annually updated benchmark for evaluating LLM capabilities. Our study reveals that high scores on existing benchmarks do not necessarily reflect

---

human-aligned reasoning abilities in LLMs. We identifies unique scoring patterns in LLMs, including semi difficulty-invariant distributions and high performance variance on similar difficulty questions. These findings challenge the effectiveness of current evaluation methods and highlight the need for more LLM-aligned difficulties analysis. Future work could focus on developing reasoning-based metrics to better align difficulty assessments with LLM capabilities, addressing the problem of high scores failing to capture true capability.

---

## REFERENCES

01. AI, :, Alex Young, Bei Chen, Chao Li, Chengen Huang, Ge Zhang, Guanwei Zhang, Heng Li, Jiangcheng Zhu, Jianqun Chen, Jing Chang, Kaidong Yu, Peng Liu, Qiang Liu, Shawn Yue, Senbin Yang, Shiming Yang, Tao Yu, Wen Xie, Wenhao Huang, Xiaohui Hu, Xiaoyi Ren, Xinyao Niu, Pengcheng Nie, Yuchi Xu, Yudong Liu, Yue Wang, Yuxuan Cai, Zhenyu Gu, Zhiyuan Liu, and Zonghong Dai. Yi: Open foundation models by 01.ai, 2024.
- Jinze Bai, Shuai Bai, Shusheng Yang, Shijie Wang, Sinan Tan, Peng Wang, Junyang Lin, Chang Zhou, and Jingren Zhou. Qwen-vl: A versatile vision-language model for understanding, localization, text reading, and beyond. *arXiv preprint arXiv:2308.12966*, 2023.
- Lukas Berglund, Meg Tong, Maximilian Kaufmann, Mikita Balesni, Asa Cooper Stickland, Tomasz Korbak, and Owain Evans. The reversal curse: Lms trained on "a is b" fail to learn "b is a". In *The Twelfth International Conference on Learning Representations, ICLR 2024, Vienna, Austria, May 7-11, 2024*. OpenReview.net, 2024. URL <https://openreview.net/forum?id=GPKTIktA0k>.
- Trevor Bond and Christine Fox. Applying the rasch model: fundamental measurement in the human sciences, 2007.
- William J. Boone and Amity Noltemeyer. Rasch analysis: A primer for school psychology researchers and practitioners. *Cogent Education*, 4(1):1416898, 2017. doi: 10.1080/2331186X.2017.1416898. URL <https://www.tandfonline.com/doi/abs/10.1080/2331186X.2017.1416898>.
- Zheng Cai, Maosong Cao, Haojiong Chen, Kai Chen, Keyu Chen, Xin Chen, Xun Chen, Zehui Chen, Zhi Chen, Pei Chu, Xiaoyi Dong, Haodong Duan, Qi Fan, Zhaoye Fei, Yang Gao, Jiaye Ge, Chenya Gu, Yuzhe Gu, Tao Gui, Aijia Guo, Qipeng Guo, Conghui He, Yingfan Hu, Ting Huang, Tao Jiang, Penglong Jiao, Zhenjiang Jin, Zhikai Lei, Jiaying Li, Jingwen Li, Linyang Li, Shuaibin Li, Wei Li, Yining Li, Hongwei Liu, Jiangning Liu, Jiawei Hong, Kaiwen Liu, Kuikun Liu, Xiaoran Liu, Chengqi Lv, Haijun Lv, Kai Lv, Li Ma, Runyuan Ma, Zerun Ma, Wenchang Ning, Linke Ouyang, Jiantao Qiu, Yuan Qu, Fukai Shang, Yunfan Shao, Demin Song, Zifan Song, Zhihao Sui, Peng Sun, Yu Sun, Huanze Tang, Bin Wang, Guoteng Wang, Jiaqi Wang, Jiayu Wang, Rui Wang, Yudong Wang, Ziyi Wang, Xingjian Wei, Qizhen Weng, Fan Wu, Yingtong Xiong, Chao Xu, Ruiliang Xu, Hang Yan, Yirong Yan, Xiaogui Yang, Haochen Ye, Huaiyuan Ying, Jia Yu, Jing Yu, Yuhang Zang, Chuyu Zhang, Li Zhang, Pan Zhang, Peng Zhang, Ruijie Zhang, Shuo Zhang, Songyang Zhang, Wenjian Zhang, Wenwei Zhang, Xingcheng Zhang, Xinyue Zhang, Hui Zhao, Qian Zhao, Xiaomeng Zhao, Fengzhe Zhou, Zaida Zhou, Jingming Zhuo, Yicheng Zou, Xipeng Qiu, Yu Qiao, and Dahua Lin. Internlm2 technical report, 2024.
- Qiguang Chen, Libo Qin, Jin Zhang, Zhi Chen, Xiao Xu, and Wanxiang Che. M<sup>3</sup>cot: A novel benchmark for multi-domain multi-step multi-modal chain-of-thought, 2024a. URL <https://arxiv.org/abs/2405.16473>.
- Yulong Chen, Yang Liu, Jianhao Yan, Xuefeng Bai, Ming Zhong, Yinghao Yang, Ziyi Yang, Chenguang Zhu, and Yue Zhang. See what llms cannot answer: A self-challenge framework for uncovering llm weaknesses. *arXiv preprint arXiv:2408.08978*, 2024b.
- Tri Dao. FlashAttention-2: Faster attention with better parallelism and work partitioning. In *International Conference on Learning Representations (ICLR)*, 2024.
- Tuan Dinh, Jinman Zhao, Samson Tan, Renato M. P. Negrinho, Leonard Lausen, Sheng Zha, and George Karypis. Large language models of code fail at completing code with potential bugs. *ArXiv*, abs/2306.03438, 2023. URL <https://api.semanticscholar.org/CorpusID:259089334>.
- Abhimanyu Dubey, Abhinav Jauhri, Abhinav Pandey, Abhishek Kadian, Ahmad Al-Dahle, Aiesha Letman, Akhil Mathur, Alan Schelten, Amy Yang, Angela Fan, Anirudh Goyal, Anthony Hartshorn, Aobo Yang, Archi Mitra, Archie Sravankumar, Artem Korenev, Arthur Hinsvark, Arun Rao, Aston Zhang, Aurelien Rodriguez, Austen Gregerson, Ava Spataru, Baptiste Roziere, Bethany Biron, Binh Tang, Bobbie Chern, Charlotte Caucheteux, Chaya Nayak, Chloe Bi, Chris

---

Marra, Chris McConnell, Christian Keller, Christophe Touret, Chunyang Wu, Corinne Wong, Cristian Canton Ferrer, Cyrus Nikolaidis, Damien Allonsius, Daniel Song, Danielle Pintz, Danny Livshits, David Esiobu, Dhruv Choudhary, Dhruv Mahajan, Diego Garcia-Olano, Diego Perino, Dieuwke Hupkes, Egor Lakomkin, Ehab AlBadawy, Elina Lobanova, Emily Dinan, Eric Michael Smith, Filip Radenovic, Frank Zhang, Gabriel Synnaeve, Gabrielle Lee, Georgia Lewis Anderson, Graeme Nail, Gregoire Mialon, Guan Pang, Guillem Cucurell, Hailey Nguyen, Hannah Korevaar, Hu Xu, Hugo Touvron, Iliyan Zarov, Imanol Arrieta Ibarra, Isabel Kloumann, Ishan Misra, Ivan Evtimov, Jade Copet, Jaewon Lee, Jan Geffert, Jana Vranes, Jason Park, Jay Mahadeokar, Jeet Shah, Jelmer van der Linde, Jennifer Billock, Jenny Hong, Jenya Lee, Jeremy Fu, Jianfeng Chi, Jianyu Huang, Jiawen Liu, Jie Wang, Jiecao Yu, Joanna Bitton, Joe Spisak, Jongsoo Park, Joseph Rocca, Joshua Johnstun, Joshua Saxe, Junteng Jia, Kalyan Vasuden Alwala, Kartikeya Upasani, Kate Plawiak, Ke Li, Kenneth Heafield, Kevin Stone, Khalid El-Arini, Krithika Iyer, Kshitiz Malik, Kuenley Chiu, Kunal Bhalla, Lauren Rantala-Yearly, Laurens van der Maaten, Lawrence Chen, Liang Tan, Liz Jenkins, Louis Martin, Lovish Madaan, Lubo Malo, Lukas Blecher, Lukas Landzaat, Luke de Oliveira, Madeline Muzzi, Mahesh Pasupuleti, Manat Singh, Manohar Paluri, Marcin Kardas, Mathew Oldham, Mathieu Rita, Maya Pavlova, Melanie Kambadur, Mike Lewis, Min Si, Mitesh Kumar Singh, Mona Hassan, Naman Goyal, Narjes Torabi, Nikolay Bashlykov, Nikolay Bogoychev, Niladri Chatterji, Olivier Duchenne, Onur Çelebi, Patrick Alrassy, Pengchuan Zhang, Pengwei Li, Petar Vasic, Peter Weng, Prajjwal Bhargava, Pratik Dubal, Praveen Krishnan, Punit Singh Koura, Puxin Xu, Qing He, Qingxiao Dong, Ragavan Srinivasan, Raj Ganapathy, Ramon Calderer, Ricardo Silveira Cabral, Robert Stojnic, Roberta Raileanu, Rohit Girdhar, Rohit Patel, Romain Sauvestre, Ronnie Polidoro, Roshan Sumbaly, Ross Taylor, Ruan Silva, Rui Hou, Rui Wang, Saghar Hosseini, Sahana Chennabasappa, Sanjay Singh, Sean Bell, Seohyun Sonia Kim, Sergey Edunov, Shaoliang Nie, Sharan Narang, Sharath Rapparthi, Sheng Shen, Shengye Wan, Shruti Bhosale, Shun Zhang, Simon Vandenhende, Soumya Batra, Spencer Whitman, Sten Sootla, Stephane Collot, Suchin Gururangan, Sydney Borodinsky, Tamar Herman, Tara Fowler, Tarek Sheasha, Thomas Georgiou, Thomas Scialom, Tobias Speckbacher, Todor Mihaylov, Tong Xiao, Ujjwal Karn, Vedanuj Goswami, Vibhor Gupta, Vignesh Ramanathan, Viktor Kerkez, Vincent Gonguet, Virginie Do, Vish Vogeti, Vladan Petrovic, Weiwei Chu, Wenhan Xiong, Wenyin Fu, Whitney Meers, Xavier Martinet, Xiaodong Wang, Xiaoqing Ellen Tan, Xinfeng Xie, Xuchao Jia, Xuwei Wang, Yaelle Goldschlag, Yashesh Gaur, Yasmine Babaei, Yi Wen, Yiwen Song, Yuchen Zhang, Yue Li, Yuning Mao, Zacharie Delpierre Coudert, Zheng Yan, Zhengxing Chen, Zoe Papakipos, Aaditya Singh, Aaron Grattafiori, Abha Jain, Adam Kelsey, Adam Shajnfeld, Adithya Gangidi, Adolfo Victoria, Ahuva Goldstand, Ajay Menon, Ajay Sharma, Alex Boesenberg, Alex Vaughan, Alexei Baevski, Allie Feinstein, Amanda Kallet, Amit Sangani, Anam Yunus, Andrei Lupu, Andres Alvarado, Andrew Caples, Andrew Gu, Andrew Ho, Andrew Poulton, Andrew Ryan, Ankit Ramchandani, Annie Franco, Aparajita Saraf, Arkabandhu Chowdhury, Ashley Gabriel, Ashwin Bharambe, Assaf Eisenman, Azadeh Yazdan, Beau James, Ben Maurer, Benjamin Leonhardi, Bernie Huang, Beth Loyd, Beto De Paola, Bhargavi Paranjape, Bing Liu, Bo Wu, Boyu Ni, Braden Hancock, Bram Wasti, Brandon Spence, Brani Stojkovic, Brian Gamido, Britt Montalvo, Carl Parker, Carly Burton, Catalina Mejia, Changhan Wang, Changkyu Kim, Chao Zhou, Chester Hu, Ching-Hsiang Chu, Chris Cai, Chris Tindal, Christoph Feichtenhofer, Damon Civin, Dana Beaty, Daniel Kreymer, Daniel Li, Danny Wyatt, David Adkins, David Xu, Davide Testuggine, Delia David, Devi Parikh, Diana Liskovich, Didem Foss, Dingkang Wang, Duc Le, Dustin Holland, Edward Dowling, Eissa Jamil, Elaine Montgomery, Eleonora Presani, Emily Hahn, Emily Wood, Erik Brinkman, Esteban Arcaute, Evan Dunbar, Evan Smothers, Fei Sun, Felix Kreuk, Feng Tian, Firat Ozgenel, Francesco Caggioni, Francisco Guzmán, Frank Kanayet, Frank Seide, Gabriela Medina Florez, Gabriella Schwarz, Gada Badeer, Georgia Swee, Gil Halpern, Govind Thattai, Grant Herman, Grigory Sizov, Guangyi, Zhang, Guna Lakshminarayanan, Hamid Shojanazeri, Han Zou, Hannah Wang, Hanwen Zha, Haroun Habeeb, Harrison Rudolph, Helen Suk, Henry Aspegren, Hunter Goldman, Ibrahim Damla, Igor Molybog, Igor Tufanov, Irina-Elena Veliche, Itai Gat, Jake Weissman, James Geboski, James Kohli, Japhet Asher, Jean-Baptiste Gaya, Jeff Marcus, Jeff Tang, Jennifer Chan, Jenny Zhen, Jeremy Reizenstein, Jeremy Teboul, Jessica Zhong, Jian Jin, Jingyi Yang, Joe Cummings, Jon Carvill, Jon Shepard, Jonathan McPhie, Jonathan Torres, Josh Ginsburg, Junjie Wang, Kai Wu, Kam Hou U, Karan Saxena, Karthik Prasad, Kartikay Khandelwal, Katayoun Zand, Kathy Matosich, Kaushik Veeraraghavan, Kelly Michelena, Keqian Li, Kun Huang, Kunal Chawla, Kushal Lakhotia, Kyle Huang, Lailin Chen, Lakshya Garg, Lavender A, Leandro Silva, Lee Bell, Lei Zhang, Liangpeng Guo, Licheng Yu, Liron Moshkovich, Luca Wehrstedt, Madian

- 
- Khabsa, Manav Avalani, Manish Bhatt, Maria Tsimpoukelli, Martynas Mankus, Matan Hasson, Matthew Lennie, Matthias Reso, Maxim Groshev, Maxim Naumov, Maya Lathi, Meghan Keenally, Michael L. Seltzer, Michal Valko, Michelle Restrepo, Mihir Patel, Mik Vyatskov, Mikayel Samvelyan, Mike Clark, Mike Macey, Mike Wang, Miquel Jubert Hermoso, Mo Metanat, Mohammad Rastegari, Munish Bansal, Nandhini Santhanam, Natascha Parks, Natasha White, Navyata Bawa, Nayan Singhal, Nick Egebo, Nicolas Usunier, Nikolay Pavlovich Laptev, Ning Dong, Ning Zhang, Norman Cheng, Oleg Chernoguz, Olivia Hart, Omkar Salpekar, Ozlem Kalinli, Parkin Kent, Parth Parekh, Paul Saab, Pavan Balaji, Pedro Rittner, Philip Bontrager, Pierre Roux, Piotr Dollar, Polina Zvyagina, Prashant Ratanchandani, Pritish Yuvraj, Qian Liang, Rachad Alao, Rachel Rodriguez, Rafi Ayub, Raghotham Murthy, Raghu Nayani, Rahul Mitra, Raymond Li, Rebekkah Hogan, Robin Battey, Rocky Wang, Rohan Maheswari, Russ Howes, Ruty Rinott, Sai Jayesh Bondu, Samyak Datta, Sara Chugh, Sara Hunt, Sargun Dhillon, Sasha Sidorov, Satadru Pan, Saurabh Verma, Seiji Yamamoto, Sharadh Ramaswamy, Shaun Lindsay, Shaun Lindsay, Sheng Feng, Shenghao Lin, Shengxin Cindy Zha, Shiva Shankar, Shuqiang Zhang, Shuqiang Zhang, Sinong Wang, Sneha Agarwal, Soji Sajuyigbe, Soumith Chintala, Stephanie Max, Stephen Chen, Steve Kehoe, Steve Satterfield, Sudarshan Govindaprasad, Sumit Gupta, Sungmin Cho, Sunny Virk, Suraj Subramanian, Sy Choudhury, Sydney Goldman, Tal Remez, Tamar Glaser, Tamara Best, Thilo Kohler, Thomas Robinson, Tianhe Li, Tianjun Zhang, Tim Matthews, Timothy Chou, Tzook Shaked, Varun Vontimitta, Victoria Ajayi, Victoria Montanez, Vijai Mohan, Vinay Satish Kumar, Vishal Mangla, Vitor Albiero, Vlad Ionescu, Vlad Poenaru, Vlad Tiberiu Mihailescu, Vladimir Ivanov, Wei Li, Wenchen Wang, Wenwen Jiang, Wes Bouaziz, Will Constable, Xiaocheng Tang, Xiaofang Wang, Xiaojuan Wu, Xiaolan Wang, Xide Xia, Xilun Wu, Xinbo Gao, Yanjun Chen, Ye Hu, Ye Jia, Ye Qi, Yenda Li, Yilin Zhang, Ying Zhang, Yossi Adi, Youngjin Nam, Yu, Wang, Yuchen Hao, Yundi Qian, Yuzi He, Zach Rait, Zachary DeVito, Zef Rosnbrick, Zhaoduo Wen, Zhenyu Yang, and Zhiwei Zhao. The llama 3 herd of models, 2024. URL <https://arxiv.org/abs/2407.21783>.
- Team GLM, Aohan Zeng, Bin Xu, Bowen Wang, Chenhui Zhang, Da Yin, Diego Rojas, Guanyu Feng, Hanlin Zhao, Hanyu Lai, Hao Yu, Hongning Wang, Jiadai Sun, Jiajie Zhang, Jiale Cheng, Jiayi Gui, Jie Tang, Jing Zhang, Juanzi Li, Lei Zhao, Lindong Wu, Lucen Zhong, Mingdao Liu, Minlie Huang, Peng Zhang, Qinkai Zheng, Rui Lu, Shuaiqi Duan, Shudan Zhang, Shulin Cao, Shuxun Yang, Weng Lam Tam, Wenyi Zhao, Xiao Liu, Xiao Xia, Xiaohan Zhang, Xiaotao Gu, Xin Lv, Xinghan Liu, Xinyi Liu, Xinyue Yang, Xixuan Song, Xunkai Zhang, Yifan An, Yifan Xu, Yilin Niu, Yuantao Yang, Yueyan Li, Yushi Bai, Yuxiao Dong, Zehan Qi, Zhaoyu Wang, Zhen Yang, Zhengxiao Du, Zhenyu Hou, and Zihan Wang. Chatglm: A family of large language models from glm-130b to glm-4 all tools, 2024.
- Dan Hendrycks, Collin Burns, Steven Basart, Andy Zou, Mantas Mazeika, Dawn Song, and Jacob Steinhardt. Measuring massive multitask language understanding. In *9th International Conference on Learning Representations, ICLR 2021, Virtual Event, Austria, May 3-7, 2021*. OpenReview.net, 2021a. URL <https://openreview.net/forum?id=d7KBjmI3GmQ>.
- Dan Hendrycks, Collin Burns, Steven Basart, Andy Zou, Mantas Mazeika, Dawn Song, and Jacob Steinhardt. Measuring massive multitask language understanding, January 2021b.
- Dan Hendrycks, Collin Burns, Saurav Kadavath, Akul Arora, Steven Basart, Eric Tang, Dawn Song, and Jacob Steinhardt. Measuring mathematical problem solving with the math dataset. *NeurIPS*, 2021c.
- Yuzhen Huang, Yuzhuo Bai, Zhihao Zhu, Junlei Zhang, Jinghan Zhang, Tangjun Su, Junteng Liu, Chuancheng Lv, Yikai Zhang, Jiayi Lei, Yao Fu, Maosong Sun, and Junxian He. C-eval: A multi-level multi-discipline chinese evaluation suite for foundation models. In *Advances in Neural Information Processing Systems*, 2023.
- Nicolas Hubert, Armelle Brun, and Davy Monticolo. New Ontology and Knowledge Graph for University Curriculum Recommendation. In *ISWC 2022 - The 21st International Semantic Web Conference*, Hangzhou / Virtual, China, October 2022. URL <https://hal.archives-ouvertes.fr/hal-03768154>.
- Kevin Jesse, Toufique Ahmed, Prem Devanbu, and Emily Morgan. Large language models and simple, stupid bugs. *2023 IEEE/ACM 20th International Conference on Mining Software Repositories*



- 
- (MSR), pp. 563–575, 2023. URL <https://api.semanticscholar.org/CorpusID:257636802>.
- Samira Ebrahimi Kahou, Vincent Michalski, Adam Atkinson, Akos Kadar, Adam Trischler, and Yoshua Bengio. FigureQA: An annotated figure dataset for visual reasoning, February 2018.
- Aniruddha Kembhavi, Mike Salvato, Eric Kolve, Minjoon Seo, Hannaneh Hajishirzi, and Ali Farhadi. A diagram is worth a dozen images, March 2016.
- Myint Swe Khine. *Rasch Measurement: Applications in Quantitative Educational Research*, volume 1 of *Education*. Springer Singapore, 1 edition, 2020. ISBN 9789811517900. doi: 10.1007/978-981-15-1800-3.
- Haonan Li, Yixuan Zhang, Fajri Koto, Yifei Yang, Hai Zhao, Yeyun Gong, Nan Duan, and Timothy Baldwin. Cmmlu: Measuring massive multitask language understanding in chinese, 2023.
- Haonan Li, Yixuan Zhang, Fajri Koto, Yifei Yang, Hai Zhao, Yeyun Gong, Nan Duan, and Timothy Baldwin. CMMLU: measuring massive multitask language understanding in chinese. In Lun-Wei Ku, Andre Martins, and Vivek Srikumar (eds.), *Findings of the Association for Computational Linguistics, ACL 2024, Bangkok, Thailand and virtual meeting, August 11-16, 2024*, pp. 11260–11285. Association for Computational Linguistics, 2024. URL <https://aclanthology.org/2024.findings-acl.671>.
- Stephanie Lin, Jacob Hilton, and Owain Evans. Truthfulqa: Measuring how models mimic human falsehoods. In Smaranda Muresan, Preslav Nakov, and Aline Villavicencio (eds.), *Proceedings of the 60th Annual Meeting of the Association for Computational Linguistics (Volume 1: Long Papers), ACL 2022, Dublin, Ireland, May 22-27, 2022*, pp. 3214–3252. Association for Computational Linguistics, 2022. doi: 10.18653/V1/2022.ACL-LONG.229. URL <https://doi.org/10.18653/v1/2022.acl-long.229>.
- Yuan Liu, Haodong Duan, Yuanhan Zhang, Bo Li, Songyang Zhang, Wangbo Zhao, Yike Yuan, Jiaqi Wang, Conghui He, Ziwei Liu, Kai Chen, and Dahua Lin. MMBench: Is your multi-modal model an all-around player?, August 2024.
- Pan Lu, Swaroop Mishra, Tony Xia, Liang Qiu, Kai-Wei Chang, Song-Chun Zhu, Oyvind Tafjord, Peter Clark, and Ashwin Kalyan. Learn to explain: Multimodal reasoning via thought chains for science question answering, October 2022a.
- Pan Lu, Liang Qiu, Jiaqi Chen, Tony Xia, Yizhou Zhao, Wei Zhang, Zhou Yu, Xiaodan Liang, and Song-Chun Zhu. IconQA: A new benchmark for abstract diagram understanding and visual language reasoning, July 2022b.
- Pan Lu, Hritik Bansal, Tony Xia, Jiacheng Liu, Chunyuan Li, Hannaneh Hajishirzi, Hao Cheng, Kai-Wei Chang, Michel Galley, and Jianfeng Gao. Mathvista: Evaluating mathematical reasoning of foundation models in visual contexts. In *The Twelfth International Conference on Learning Representations, ICLR 2024, Vienna, Austria, May 7-11, 2024*. OpenReview.net, 2024. URL <https://openreview.net/forum?id=KUNzEQMWU7>.
- Kenneth Marino, Mohammad Rastegari, Ali Farhadi, and Roozbeh Mottaghi. OK-VQA: A visual question answering benchmark requiring external knowledge, September 2019.
- Mistral AI. Mistral Large 2: Designed for Single-Node Inference with Long-Context. <https://mistral.ai/news/mistral-large-2407/#:~:text=Mistral%20Large%20is%20designed%20for%20single-node%20inference%20with%20long-context,July%202024>. [Online; accessed 2024-09-30].
- Shiwen Ni, Xiangtao Kong, Chengming Li, Xiping Hu, Ruifeng Xu, Jia Zhu, and Min Yang. Training on the benchmark is not all you need. *arXiv preprint arXiv:2409.01790*, 2024.
- OpenAI, Josh Achiam, Steven Adler, Sandhini Agarwal, Lama Ahmad, Ilge Akkaya, Florencia Leoni Aleman, Diogo Almeida, Janko Altenschmidt, Sam Altman, Shyamal Anadkat, Red Avila, Igor Babuschkin, Suchir Balaji, Valerie Balcom, Paul Baltescu, Haiming Bao, Mohammad Bavarian, Jeff Belgum, Irwan Bello, Jake Berdine, Gabriel Bernadett-Shapiro, Christopher

---

Berner, Lenny Bogdonoff, Oleg Boiko, Madelaine Boyd, Anna-Luisa Brakman, Greg Brockman, Tim Brooks, Miles Brundage, Kevin Button, Trevor Cai, Rosie Campbell, Andrew Cann, Brittany Carey, Chelsea Carlson, Rory Carmichael, Brooke Chan, Che Chang, Fotis Chantzis, Derek Chen, Sully Chen, Ruby Chen, Jason Chen, Mark Chen, Ben Chess, Chester Cho, Casey Chu, Hyung Won Chung, Dave Cummings, Jeremiah Currier, Yunxing Dai, Cory Decareaux, Thomas Degry, Noah Deutsch, Damien Deville, Arka Dhar, David Dohan, Steve Dowling, Sheila Dunning, Adrien Ecoffet, Atty Eleti, Tyna Eloundou, David Farhi, Liam Fedus, Niko Felix, Simón Posada Fishman, Juston Forte, Isabella Fulford, Leo Gao, Elie Georges, Christian Gibson, Vik Goel, Tarun Gogineni, Gabriel Goh, Rapha Gontijo-Lopes, Jonathan Gordon, Morgan Grafstein, Scott Gray, Ryan Greene, Joshua Gross, Shixiang Shane Gu, Yufei Guo, Chris Hallacy, Jesse Han, Jeff Harris, Yuchen He, Mike Heaton, Johannes Heidecke, Chris Hesse, Alan Hickey, Wade Hickey, Peter Hoeschele, Brandon Houghton, Kenny Hsu, Shengli Hu, Xin Hu, Joost Huizinga, Shantanu Jain, Shawn Jain, Joanne Jang, Angela Jiang, Roger Jiang, Haozhun Jin, Denny Jin, Shino Jomoto, Billie Jonn, Heewoo Jun, Tomer Kaftan, Łukasz Kaiser, Ali Kamali, Ingmar Kanitscheider, Nitish Shirish Keskar, Tabarak Khan, Logan Kilpatrick, Jong Wook Kim, Christina Kim, Yongjik Kim, Jan Hendrik Kirchner, Jamie Kiros, Matt Knight, Daniel Kokotajlo, Łukasz Kondraciuk, Andrew Kondrich, Aris Konstantinidis, Kyle Kosic, Gretchen Krueger, Vishal Kuo, Michael Lampe, Ikai Lan, Teddy Lee, Jan Leike, Jade Leung, Daniel Levy, Chak Ming Li, Rachel Lim, Molly Lin, Stephanie Lin, Mateusz Litwin, Theresa Lopez, Ryan Lowe, Patricia Lue, Anna Makanju, Kim Malfacini, Sam Manning, Todor Markov, Yaniv Markovski, Bianca Martin, Katie Mayer, Andrew Mayne, Bob McGrew, Scott Mayer McKinney, Christine McLeavey, Paul McMillan, Jake McNeil, David Medina, Aalok Mehta, Jacob Menick, Luke Metz, Andrey Mishchenko, Pamela Mishkin, Vinnie Monaco, Evan Morikawa, Daniel Mossing, Tong Mu, Mira Murati, Oleg Murk, David Mély, Ashvin Nair, Reiichiro Nakano, Rajeesh Nayak, Arvind Neelakantan, Richard Ngo, Hyeonwoo Noh, Long Ouyang, Cullen O’Keefe, Jakub Pachocki, Alex Paino, Joe Palermo, Ashley Pantuliano, Giambattista Parascandolo, Joel Parish, Emy Parparita, Alex Passos, Mikhail Pavlov, Andrew Peng, Adam Perelman, Filipe de Avila Belbute Peres, Michael Petrov, Henrique Ponde de Oliveira Pinto, Michael, Pokorny, Michelle Pokrass, Vitchyr H. Pong, Tolly Powell, Alethea Power, Boris Power, Elizabeth Proehl, Raul Puri, Alec Radford, Jack Rae, Aditya Ramesh, Cameron Raymond, Francis Real, Kendra Rimbach, Carl Ross, Bob Rotsted, Henri Roussez, Nick Ryder, Mario Saltarelli, Ted Sanders, Shibani Santurkar, Girish Sastry, Heather Schmidt, David Schnurr, John Schulman, Daniel Selsam, Kyla Sheppard, Toki Sherbakov, Jessica Shieh, Sarah Shoker, Pranav Shyam, Szymon Sidor, Eric Sigler, Maddie Simens, Jordan Sitkin, Katarina Slama, Ian Sohl, Benjamin Sokolowsky, Yang Song, Natalie Staudacher, Felipe Petroski Such, Natalie Summers, Ilya Sutskever, Jie Tang, Nikolas Tezak, Madeleine B. Thompson, Phil Tillet, Amin Tootoonchian, Elizabeth Tseng, Preston Tuggle, Nick Turley, Jerry Tworek, Juan Felipe Cerón Uribe, Andrea Vallone, Arun Vijayvergiya, Chelsea Voss, Carroll Wainwright, Justin Jay Wang, Alvin Wang, Ben Wang, Jonathan Ward, Jason Wei, CJ Weinmann, Akila Welihinda, Peter Welinder, Jiayi Weng, Lilian Weng, Matt Wiethoff, Dave Willner, Clemens Winter, Samuel Wolrich, Hannah Wong, Lauren Workman, Sherwin Wu, Jeff Wu, Michael Wu, Kai Xiao, Tao Xu, Sarah Yoo, Kevin Yu, Qiming Yuan, Wojciech Zaremba, Rowan Zellers, Chong Zhang, Marvin Zhang, Shengjia Zhao, Tianhao Zheng, Juntang Zhuang, William Zhuk, and Barret Zoph. Gpt-4 technical report, 2024. URL <https://arxiv.org/abs/2303.08774>.

Runqi Qiao, Qiuna Tan, Guanting Dong, Minhui Wu, Chong Sun, Xiaoshuai Song, Zhuoma GongQue, Shanglin Lei, Zhe Wei, Miaoxuan Zhang, et al. We-math: Does your large multi-modal model achieve human-like mathematical reasoning? *arXiv preprint arXiv:2407.01284*, 2024.

Georg Rasch. *Probabilistic models for some intelligence and attainment tests*. ERIC, 1993.

Keisuke Sakaguchi, Ronan Le Bras, Chandra Bhagavatula, and Yejin Choi. Winogrande: An adversarial winograd schema challenge at scale. In *The Thirty-Fourth AAAI Conference on Artificial Intelligence, AAAI 2020, The Thirty-Second Innovative Applications of Artificial Intelligence Conference, IAAI 2020, The Tenth AAAI Symposium on Educational Advances in Artificial Intelligence, EAAI 2020, New York, NY, USA, February 7-12, 2020*, pp. 8732–8740. AAAI Press, 2020. doi: 10.1609/AAAI.V34I05.6399. URL <https://doi.org/10.1609/aaai.v34i05.6399>.

- 
- Wenhao Shi, Zhiqiang Hu, Yi Bin, Junhua Liu, Yang Yang, See-Kiong Ng, Lidong Bing, and Roy Ka-Wei Lee. Math-llava: Bootstrapping mathematical reasoning for multimodal large language models. *arXiv preprint arXiv:2406.17294*, 2024.
- Florian Tambon, Amin Nikanjam, Foutse Khomh, and Giuliano Antoniol. Assessing programming task difficulty for efficient evaluation of large language models. *arXiv preprint arXiv:2407.21227*, 2024.
- InternLM Team. Internlm: A multilingual language model with progressively enhanced capabilities. <https://github.com/InternLM/InternLM>, 2023.
- Yubo Wang, Xueguang Ma, Ge Zhang, Yuansheng Ni, Abhranil Chandra, Shiguang Guo, Weiming Ren, Aaran Arulraj, Xuan He, Ziyang Jiang, Tianle Li, Max Ku, Kai Wang, Alex Zhuang, Rongqi Fan, Xiang Yue, and Wenhua Chen. Mmlu-pro: A more robust and challenging multi-task language understanding benchmark, 2024.
- Zhaofeng Wu, Linlu Qiu, Alexis Ross, Ekin Akyürek, Boyuan Chen, Bailin Wang, Najoung Kim, Jacob Andreas, and Yoon Kim. Reasoning or reciting? exploring the capabilities and limitations of language models through counterfactual tasks. In *North American Chapter of the Association for Computational Linguistics*, 2023. URL <https://api.semanticscholar.org/CorpusID:259341893>.
- An Yang, Baosong Yang, Binyuan Hui, Bo Zheng, Bowen Yu, Chang Zhou, Chengpeng Li, Chengyuan Li, Dayiheng Liu, Fei Huang, Guanting Dong, Haoran Wei, Huan Lin, Jialong Tang, Jialin Wang, Jian Yang, Jianhong Tu, Jianwei Zhang, Jianxin Ma, Jin Xu, Jingren Zhou, Jinze Bai, Jinzheng He, Junyang Lin, Kai Dang, Keming Lu, Keqin Chen, Kexin Yang, Mei Li, Mingfeng Xue, Na Ni, Pei Zhang, Peng Wang, Ru Peng, Rui Men, Ruize Gao, Runji Lin, Shijie Wang, Shuai Bai, Sinan Tan, Tianhang Zhu, Tianhao Li, Tianyu Liu, Wenbin Ge, Xiaodong Deng, Xiaohuan Zhou, Xingzhang Ren, Xinyu Zhang, Xipin Wei, Xuancheng Ren, Yang Fan, Yang Yao, Yichang Zhang, Yu Wan, Yunfei Chu, Yuqiong Liu, Zeyu Cui, Zhenru Zhang, and Zhihao Fan. Qwen2 technical report. *arXiv preprint arXiv:2407.10671*, 2024.
- Xiang Yue, Yuansheng Ni, Kai Zhang, Tianyu Zheng, Ruoqi Liu, Ge Zhang, Samuel Stevens, Dongfu Jiang, Weiming Ren, Yuxuan Sun, Cong Wei, Botao Yu, Ruibin Yuan, Renliang Sun, Ming Yin, Boyuan Zheng, Zhenzhu Yang, Yibo Liu, Wenhao Huang, Huan Sun, Yu Su, and Wenhua Chen. Mmmu: A massive multi-discipline multimodal understanding and reasoning benchmark for expert agi. In *Proceedings of CVPR*, 2024.
- Rowan Zellers, Ari Holtzman, Yonatan Bisk, Ali Farhadi, and Yejin Choi. Hellaswag: Can a machine really finish your sentence? In Anna Korhonen, David R. Traum, and Lluís Màrquez (eds.), *Proceedings of the 57th Conference of the Association for Computational Linguistics, ACL 2019, Florence, Italy, July 28- August 2, 2019, Volume 1: Long Papers*, pp. 4791–4800. Association for Computational Linguistics, 2019. doi: 10.18653/V1/P19-1472. URL <https://doi.org/10.18653/v1/p19-1472>.
- Xiaotian Zhang, Chun yan Li, Yi Zong, Zhengyu Ying, Liang He, and Xipeng Qiu. Evaluating the performance of large language models on gaokao benchmark. *ArXiv*, abs/2305.12474, 2023. URL <https://api.semanticscholar.org/CorpusID:258833562>.
- Li Zhong and Zilong Wang. Can llm replace stack overflow? a study on robustness and reliability of large language model code generation. In *AAAI Conference on Artificial Intelligence*, 2023. URL <https://api.semanticscholar.org/CorpusID:261048682>.
- Kun Zhou, Yutao Zhu, Zhipeng Chen, Wentong Chen, Wayne Xin Zhao, Xu Chen, Yankai Lin, Ji-Rong Wen, and Jiawei Han. Don’t make your llm an evaluation benchmark cheater. *arXiv preprint arXiv:2311.01964*, 2023.
- Lexin Zhou, Wout Schellaert, Fernando Martínez-Plumed, Yael Moros-Daval, Cèsar Ferri, and José Hernández-Orallo. Larger and more instructable language models become less reliable. *Nature*, September 2024. ISSN 1476-4687. doi: 10.1038/s41586-024-07930-y. URL <https://doi.org/10.1038/s41586-024-07930-y>.
- Yi Zong and Xipeng Qiu. Gaokao-mm: A chinese human-level benchmark for multimodal models evaluation, 2024.

---

We provide more details of the proposed method and additional experimental results to help better understand our paper. In summary, this appendix includes the following contents:

## APPENDIX CONTENTS

<b>A</b>	<b>Detail of WQX Training</b>	<b>18</b>
A.1	Gaokao Training Dataset . . . . .	18
A.2	Gaokao Training Process . . . . .	19
<b>B</b>	<b>Supplementary Explanation of GAOKAO-Eval</b>	<b>19</b>
B.1	More Detail About Gaokao . . . . .	19
B.2	Examples of Questions and Explanations . . . . .	19
B.3	Overall Performance Analysis . . . . .	19
B.4	Detail of Subject Scores . . . . .	23
B.5	Model Detail . . . . .	26

## A DETAIL OF WQX TRAINING

In this section, we delve into the details surrounding the WQX model, which was specifically developed to validate the comprehensiveness of the Gaokao evaluation system. To achieve this, we embarked on an extensive data preparation process, continuing the pre-training on the foundation provided by the InternLM2-20b-base model. The subsequent paragraphs will outline the datasets utilized by the WQX model, our data preparation methodologies, and the intricate details of the training process.

### A.1 GAOKAO TRAINING DATASET

To construct a comprehensive Gaokao dataset, we embarked on an extensive data collection process, gathering over 25 million examination questions from online resources and educational books. After a meticulous deduplication process, we narrowed down the dataset to 17.5 million unique questions. In addition to these questions, we incorporated more than 1GB of textual material from academic books into our training data to further enrich the dataset’s diversity and depth. To enhance the quality and relevance of our dataset for training LLMs specifically for Gaokao preparation, we employed several innovative techniques for data augmentation and retrieval.

**Numerical Reasoning Enhancement** Given that solution processes for numerical calculation problems often contain omissions, we employed the InternLM2-20b model to supplement and elaborate on these mathematical problem-solving steps. To further bolster the model’s numerical computation capabilities, we developed a custom calculation tool similar to SymPy, which provides the correct and detailed step-by-step solutions. This tool was used to synthesize a large volume of computational data, thereby enhancing the model’s arithmetic proficiency.

**Chain-of-Thought Augmentation** For questions lacking detailed explanations, we implemented a multi-step approach using the InternLM2-20b model. In the case of multiple-choice questions, we introduced variations in the model’s response order to ensure robustness. For questions that the model consistently answered correctly, we prompted it to generate comprehensive explanations, thus enriching the dataset with detailed problem-solving rationales.

**Enhanced Retrieval and Filtering from Common Crawl** We employed the Query of CC technique (Fei et al., 2024) to retrieve Gaokao-relevant data from Common Crawl, using examination questions as queries. To ensure data quality, we implemented a novel filtering process: retrieved data was used as context in a Retrieval-Augmented Generation (RAG) framework. The model re-attempted questions using this context, and we retained only the retrieved documents that enabled

---

correct answers to previously mishandled questions. This filtered dataset served as high-quality supplementary knowledge for training, effectively enhancing the model’s performance on Gaokao-style examinations.

## A.2 GAOKAO TRAINING PROCESS

WQX model, built upon InternLM2-20b-base, was trained on the curated Gaokao dataset for two complete epochs. We employed the InternEvo framework (Team, 2023), maintaining a context length of 4096 tokens. For content exceeding this length, we split and truncated it into multiple data points. The training configuration utilized mixed-precision computation with bfloat16 and FlashAttention2 for optimal efficiency (Dao, 2024). We used the AdamW optimizer ( $\beta_1 = 0.9$ ,  $\beta_2 = 0.95$ , weight decay = 0.1) with a cosine decay learning rate schedule, peaking at  $3 \times 10^{-5}$  after 2000 warm-up steps and decreasing to  $3 \times 10^{-6}$ . Each training batch consisted of approximately 0.5M tokens, balancing computational efficiency with effective learning.

## B SUPPLEMENTARY EXPLANATION OF GAOKAO-EVAL

### B.1 MORE DETAIL ABOUT GAOKAO

**Paper Type Diversity** The comprehensive nature of GAOKAO-Eval is further enhanced by its coverage of multiple paper types, reflecting the diverse educational landscape across China. As detailed in Table 2, the benchmark includes various Gaokao models, such as the “3+1+2” New Pattern, the “3+3” Pattern, and the Traditional Pattern. With the reform of the Gaokao (National College Entrance Examination) in 2024, there are six types of Gaokao papers nationwide. The Beijing, Shanghai, and Tianjin papers, along with the National paper A, cover all subjects. Provinces using the New Curriculum Standard I and II papers use corresponding Chinese, Mathematics, and English papers, while most provinces independently set their own exams for other subjects. In GAOKAO-Eval, we tested all publicly available papers from the New Curriculum and National paper A. Regarding the Gaokao models, the current system is primarily divided into three major categories:

- **The “3+1+2” New Pattern** widely adopted by 23 provinces, is structured around the core subjects of Chinese, Mathematics, and English. Students are required to choose either Physics or History as their primary subject and select two additional subjects from the remaining four (Political Science, Geography, Chemistry, Biology).
- **The “3+3” Pattern** currently used by 6 provinces, allows students, after completing the core subjects (Chinese, Mathematics, and English), to freely choose three elective subjects from six options (Political Science, Geography, Chemistry, Biology, and in Zhejiang, an additional subject of Technology).
- **The Traditional Pattern** The remaining 5 provinces still adhere to the traditional subject division system of the **National Paper A**, maintaining the conventional academic assessment pathway.

**Distribution of Questions in GAOKAO** As detailed in Table 3, the distribution of question types across various subjects showcases the comprehensive scope of the GAOKAO-Eval benchmark.

### B.2 EXAMPLES OF QUESTIONS AND EXPLANATIONS

In this section, we present some examples of questions along with their answers and explanations. As shown in Figure 12, there are questions about the spatial distribution characteristics of traditional dwellings, their designs, and the roles of public spaces in Shuangfeng Village. Additionally, Figure 13 demonstrates the predictions made by GPT-4o on these questions.

### B.3 OVERALL PERFORMANCE ANALYSIS

The tables below present the performance scores of various models on the New Curriculum Standard Paper and the National Paper A, ranked by Science Total Score.

Paper Type	Provinces/Cities Using It
New Curriculum Standard Paper I	Guangdong, Fujian, Hubei, Hunan, Jiangsu, Hebei, Shandong, Zhejiang, Jiangxi, Anhui, Henan
New Curriculum Standard Paper II	Liaoning, Chongqing, Hainan, Shanxi, Xinjiang, Guangxi, Guizhou, Heilongjiang, Gansu, Jilin, Yunnan, Tibet
New Curriculum	Shanxi, Henan, Yunnan, Tibet, Xinjiang
National Paper A	Sichuan, Inner Mongolia, Ningxia, Shaanxi, Qinghai
Beijing Paper	Beijing
Shanghai Paper	Shanghai
Tianjin Paper	Tianjin

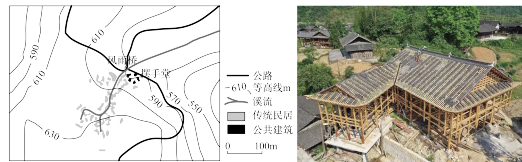
Table 2: Gaokao Paper Types and Their Usage.

Table 3: Distribution of Question Types Across Subjects in GAOKAO-Eval 2024.

Subject	Question Type	Count	Percentage (%)
Chemistry	Multiple Choice	14	60.87
	Fill in the Blanks	7	30.43
	Optional Fill in the Blanks	2	8.70
History	Multiple Choice	24	75.00
	Short Answer	8	25.00
Geography	Multiple Choice	22	53.66
	Short Answer	17	41.46
	Optional Short Answer	2	4.88
Politics	Multiple Choice	12	71.79
	Short Answer	5	28.21
Mathematics	Multiple Choice	8	42.11
	Fill in the Blanks	3	15.79
	Multiple Selection	3	15.79
	Short Answer	5	26.32
Mathematics (Arts)	Multiple Choice	12	52.17
	Fill in the Blanks	4	17.39
	Short Answer	7	30.43
Mathematics (Science)	Multiple Choice	12	52.17
	Fill in the Blanks	4	17.39
	Short Answer	7	30.43
Physics	Multiple Choice	13	44.83
	Fill in the Blanks	4	13.79
	Multiple Selection	3	10.34
	Short Answer	5	17.24
	Optional Questions	2	6.90
	Optional Multiple Choice	2	6.90
Biology	Multiple Choice	12	52.17
	Fill in the Blanks	9	39.13
	Optional Fill in the Blanks	2	8.70
English	7 out of 5	2	11.11
	Writing - Composition	1	5.56
	Writing - Error Correction	1	5.56
	Long Composition	1	5.56
	Cloze Test	2	11.11
	Short Composition	1	5.56
	Grammar	1	5.56
	Grammar Completion	1	5.56
	Reading Comprehension	8	44.46
Chinese	Composition	2	4.44
	Classical Poetry Reading	4	8.89
	Famous Passage Recitation	2	4.44
	Classical Chinese Reading	9	20.00
	Modern Text Reading	18	40.00
Language Usage	10	22.22	



Examples of Questions.



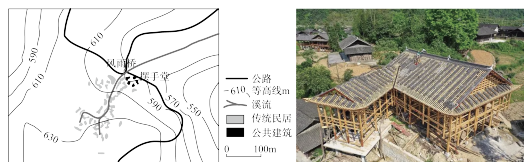
**Question:** Shuangfeng Village in Yongshun County, Hunan Province, is a typical Tujia village located in the hinterland of the Wuling Mountains. A small stream meanders through the village, accompanied by the sound of flowing water, winding stone paths, and Tujia corner-stilt houses built along the mountain, creating a beautiful picture of the Tujia mountain village, known as the "First Tujia Village in China." The left figure shows the distribution of buildings in Shuangfeng Village, and the right figure shows the corner-stilt house under construction. Based on this, answer the following questions.

1. The spatial distribution characteristics of traditional dwellings in Shuangfeng Village are ( )
  - A. Along the contour lines
  - B. Along the stream
  - C. Around public buildings
  - D. Along the road
2. The corner design of traditional dwellings in Shuangfeng Village is mainly to ( )
  - A. Adapt to the humid environment
  - B. Facilitate local materials
  - C. Make full use of space
  - D. Pursue visual aesthetics
3. The Baishoutang (including the Tuwang Temple) and the Wind and Rain Bridge provide places for public activities and communication for the villagers of Shuangfeng Village, reflecting the public space of the village
  - ① Balance ② Economy ③ Public welfare ④ Culture
  - A. ①②
  - B. ①③
  - C. ②④
  - D. ③④

**Correct Answer:** B C D

Figure 12: Examples of MM Geo Questions and Answers.

### Examples of Model Prediction.



#### GPT Prediction:

- From the left figure, it can be seen that the traditional dwellings in Shuangfeng Village are mostly distributed along the stream, B is correct; from the left figure, it can be seen that the traditional dwellings cross three contour lines and are not parallel to the contour lines, A is incorrect; public buildings are distributed downstream of the river, with only a few scattered households nearby, C is incorrect; the road was built in the later stage of social and economic development, and the traditional dwellings were built earlier, so they could not be distributed along the road, D is incorrect. Hence, B is correct.
- From the figure, it can be seen that Yongshun County in Hunan Province is located in a mountainous area with limited flat land and building space. The corner design of traditional dwellings in Shuangfeng Village is mainly to improve land use efficiency and make full use of space, C is correct; adopting the stilt design provides good ventilation and adapts to the humid geographical environment, A is incorrect; the main structure of the buildings uses bamboo and wood, which are abundant locally, facilitating local materials, B is incorrect; the initial design of traditional dwellings was to adapt to the local natural geographical environment, not to pursue visual aesthetics, D is incorrect. Hence, C is correct.
- The Baishoutang (including the Tuwang Temple) and the Wind and Rain Bridge provide places for public activities and communication for the villagers of Shuangfeng Village, reflecting the public welfare and cultural nature of the village's public space, ③④ are correct; the Wind and Rain Bridge and Baishoutang are mainly places for villagers' activities and are not focused on economic activities, so they do not reflect the economic nature of the village's public space, ② is incorrect; the Baishoutang and Wind and Rain Bridge are concentrated downstream of the stream, so they do not reflect balance, ① is incorrect. Hence, D is correct, and ABC are incorrect. Therefore, D is correct.

Figure 13: Examples of GPT-4o Predictions.

Table 4: New Curriculum Standard Paper <sup>†</sup> Scores (Ranked by Science Total Score)

Model	Chinese	Math	English	Physics	Chemistry	Biology	History	Geography	Politics	Science Total	Arts Total
WQX-20B+VL-20B	112	<b>74</b>	138.5	39	<b>48</b>	57	82	58	<b>67</b>	<b>468.5</b>	531.5
GPT-4o	111.5	73	<b>141.5</b>	36	40	<b>65</b>	<b>88</b>	59	58	467	531
Qwen2-72B Text-only	<b>124</b>	68	139	<b>42</b>	44	48	85	<b>70</b>	60	465	<b>546</b>
Qwen2-72B+VL-7B	<b>124</b>	68	139	19	6	48	85	4	60	404	480
Yi-34B+VL-34B	97	31	134.5	21	37	49	48	41	51	369.5	402.5
Qwen2-57B+VL-7B	99.5	58	126.5	7	6	51	73	4	62	348	423
GLM4-9B+VL-9B	86	48	97	18	27	67	80	62	48	343	421
Mixtral 8x22B	77.5	21	116.5	25	35	46	54	56	38	321	363

+VL means that questions involving images will use the corresponding multimodal version of the model for inference; if there is no "+VL", only pure text inference without images is performed.

Table 5: National Paper A Scores (Ranked by Science Total Score)

Model	Chinese	English	Math (Science)	Physics	Chemistry	Biology	Math (Arts)	History	Geography	Science Total	Arts Total (Excl. Politics)
Qwen2-72B Text-only	<b>128</b>	141	<b>89</b>	32	48	50	95	71	<b>81</b>	<b>488</b>	<b>516</b>
GPT-4o	122	<b>142.5</b>	84	31	34	<b>72</b>	<b>89</b>	<b>82</b>	66	485.5	501.5
WQX-20B+VL-20B	111	141	78	30	<b>52</b>	50	71	76	64	462	463
Qwen2-72B+VL-7B	<b>128</b>	141	89	22	22	50	95	71	34	452	469
Mixtral 8x22B	92	142	58	<b>38</b>	39	54	53	74	74	423	435
GLM4-9B+VL-9B	108	110.5	71	29	44	55	75	54	62	417.5	409.5
Qwen2-57B+VL-7B	108	141	65	6	22	44	75	77	30	386	431
Yi-34B+VL-34B	109	107.5	39	15	40	55.5	65	53	54	366	388.5

+VL means that questions involving images will use the corresponding multimodal version of the model for inference; if there is no “+VL”, only pure text inference without images is performed.

#### B.4 DETAIL OF SUBJECT SCORES

This section meticulously details the performance scores of models across a broad spectrum of subjects, showcasing their capabilities and limitations within an academic context. These assessments span across both the New Curriculum and the National Paper A, covering a wide range of disciplines including Chinese, Mathematics (distinguished between Science and Arts tracks), English, Physics, Chemistry, Biology, History, Geography, and Politics.

##### B.4.1 NEW CURRICULUM

###### Chinese

Table 6: Scores for Different Sections in Chinese.

Model	Modern Reading (35)	Classical Reading (22)	Poetry Reading (9)	Quote Writing (6)	Language Use (18)	Essay (60)	Total (150)
Qwen2-72B	31	19	9	6	9	50	124
WQX-20B	30	17	6	6	7	46	112
GPT-4o	32	10	8	2	9	50.5	111.5
Qwen2-57B	27	12	7	6	2	45.5	99.5
Yi-1.5-34B	28	8	5	2	4	50	97
GLM4-9B	21	6	8	6	4	41	86
Mixtral 8x22B	18	3	7	2	3	44.5	77.5

###### Mathematics

Table 7: Score Distribution for Each Question Type in Mathematics

Model	Single Choice Questions (40)	Multiple Choice Questions (18)	Fill-in-the-Blank Questions (15)	Short Answer Questions (77)	Total Score (150)
WQX-20B	30	8	10	26	74
GPT-4o	35	6	10	22	73
Qwen2-72B	30	10	10	18	68
Qwen2-57B	35	9	5	9	58
GLM4-9B	30	6	0	12	48
Yi-1.5-34B	20	7	0	4	31
Mixtral 8x22B	10	0	0	11	21

###### English

###### Physics

Table 8: Score Distribution for Each Question Type in English

Model	Listening (30)	Reading Comprehension (37.5)	Choose 5 out of 7 (12.5)	Cloze Test (15)	Grammar Completion (15)	Writing (40)	Total Score (150)
GPT-4o	30	37.5	10	14	15	35	141.5
Qwen2-72B	30	35	12.5	14	13.5	34	139
WQX-20B	30	37.5	10	15	13.5	32.5	138.5
Yi-1.5-34B	30	35	10	11	13.5	35	134.5
Qwen2-57B	30	35	10	9	15	27.5	126.5
Mixtral 8x22B	30	37.5	5	2	9	33	116.5
GLM4-9B	30	35	0	6	6	20	97

Table 9: Score Distribution for Each Question Type in Physics

Model	Single Choice Questions (30)	Multiple Choice Questions (18)	Fill-in-the-Blank Questions (18)	Short Answer Questions (44)	Total Score (110)
Qwen2-72B	18	6	6	12	42
WQX-20B+VL-20B	18	12	9	0	39
GPT-4o	18	6	2	10	36
Mixtral 8x22B	12	3	5	5	25
Yi-1.5-34B+VL-34B	12	6	2	1	21
Qwen2-72B+VL-7B	18	0	0	1	19
GLM4-9B+4v-9B	12	3	2	1	18
Qwen2-57B+VL-7B	6	0	0	1	7

Table 10: Score Distribution for Each Question Type in Chemistry

Model	Multiple Choice Questions (42)	Fill-in-the-Blank Questions (58)	Total Score (100)
WQX-20B+VL-20B	18	30	48
Qwen2-72B	18	26	44
GPT-4o	18	22	40
Yi-1.5-34B+VL-34B	24	13	37
Mixtral 8x22B	18	17	35
GLM4-9B+4v-9B	12	15	27
Qwen2-72B+VL-7B	6	0	6
Qwen2-57B+VL-7B	6	0	6

**Chemistry**

**Biology**

Table 11: Score Distribution for Each Question Type in Biology

Model	Multiple Choice Questions (36)	Fill-in-the-Blank Questions (54)	Total Score (90)
GLM4-9B+4v-9B	36	31	67
GPT-4o	30	35	65
WQX-20B+VL-20B	24	33	57
Qwen2-57B+VL-7B	30	21	51
Yi-1.5-34B+VL-34B	18	31	49
Qwen2-72B+VL-7B	30	18	48
Mixtral 8x22B	6	40	46

**History**

Table 12: Score Distribution for Each Question Type in History

Model	Multiple Choice Questions (48)	Short Answer Questions (52)	Total Score (100)
GPT-4o	44	44	88
Qwen2-72B+VL-7B	40	45	85
WQX-20B+VL-20B	44	38	82
GLM4-9B+4v-9B	48	32	80
Qwen2-57B+VL-7B	44	29	73
Mixtral 8x22B	12	42	54
Yi-1.5-34B+VL-34B	48	0	48

**Geography**

**Politics**

Table 13: Score Distribution for Each Question Type in Geography.

Model	Multiple Choice Questions (44)	Short Answer Questions (56)	Total Score (100)
Qwen2-72B	32	38	70
GLM4-9B+4v-9B	36	26	62
GPT-4o	32	27	59
WQX-20B+VL-20B	32	26	58
Mixtral 8x22B	24	32	56
Yi-1.5-34B+VL-34B	20	21	41
Qwen2-72B+VL-7B	4	0	4
Qwen2-57B+VL-7B	4	0	4

Table 14: Score Distribution for Each Question Type in Politics.

Model	Multiple Choice Questions (48)	Short Answer Questions (52)	Total Score (100)
WQX-20B+VL-20B	40	27	67
Qwen2-57B+VL-7B	36	26	62
Qwen2-72B+VL-7B	40	20	60
GPT-4o	44	14	58
Yi-1.5-34B+VL-34B	36	15	51
GLM4-9B+4v-9B	36	12	48
Mixtral 8x22B	28	10	38

## B.4.2 NATIONAL PAPER A

### Chinese

Table 15: Score Distribution for Each Question Type in Chinese.

Model	Modern Text Reading (36)	Classical Chinese Reading (19)	Ancient Poetry Reading (9)	Memorization of Famous Works and Quotations (6)	Language and Text Application (20)	Essay (60)	Total Score (150)
Qwen2-72B	35	19	9	2	15	48	128
GPT-4o	29	19	8	4	14	48	122
WQX-20B	26	14	7	6	15	43	111
Yi-1.5-34B	28	12	7	0	16	46	109
GLM4-9B	24	13	8	2	15	46	108
Qwen2-57B	27	14	7	2	14	44	108
Mixtral 8x22B	24	0	7	0	14	47	92

### Mathematics (Science)

Table 16: Score Distribution for Each Question Type in Mathematics (Science).

Model	Single Choice Questions (60)	Fill-in-the-Blank Questions (20)	Short Answer Questions (60)	Elective Questions - Short Answer Questions (20)	Total Score (150)
Qwen2-72B	50	10	19	15	89
GPT-4o	35	15	27	12	84
WQX-20B	35	5	38	0	78
GLM4-9B	35	5	28	3	71
Qwen2-57B	40	5	13	13	65
Mixtral 8x22B	30	0	21	12	58
Yi-1.5-34B	20	0	17	2	39

### Mathematics (Arts)

Table 17: Score Distribution for Each Question Type in Mathematics (Arts)

Model	Single Choice Questions (60)	Fill-in-the-Blank Questions (20)	Short Answer Questions (60)	Elective Questions - Short Answer Questions (20)	Total Score (150)
Qwen2-72B	50	15	20	14	95
GPT-4o	40	15	24	10	89
GLM4-9B	35	10	27	3	75
Qwen2-57B	40	10	18	9	75
WQX-20B	30	15	26	0	71
Yi-1.5-34B	25	5	31	6	65
Mixtral 8x22B	30	5	15	3	53

### English

### Physics

Table 18: Score Distribution for Each Question Type in English.

Model	Reading Comprehension (30)	Choose 5 out of 7 (10)	Cloze Test (30)	Grammar Completion (15)	Writing (35)	Listening (30)	Total Score (150)
GPT-4o	30	10	28.5	15	29	30	142.5
Mixtral 8x22B	30	10	30	15	27	30	142
Qwen2-72B	30	10	30	15	26	30	141
WQX-20B	30	10	28.5	15	27.5	30	141
Qwen2-57B	28	10	30	15	28	30	141
GLM4-9B	26	0	21	12	21.5	30	110.5
Yi-1.5-34B	24	8	16.5	13.5	15.5	30	107.5

Table 19: Score Distribution for Each Question Type in Physics.

Model	Multiple Choice Questions (48)	Fill-in-the-Blank Questions (15)	Short Answer Questions (32)	Elective Questions - Multiple Choice (10)	Elective Questions (20)	Total Score (110)
Mixtral 8x22B	27	1	9	1	0	38
Qwen2-72B	18	1	9	0	4	32
GPT-4o	15	5	10	1	0	31
WQX-20B+VL-20B	24	1	4	1	0	30
GLM4-9B+4v-9B	18	2	6	2	1	29
Qwen2-72B+VL-7B	12	2	8	0	0	22
Yi-1.5-34B+VL-34B	9	0	6	0	0	15
Qwen2-57B+VL-7B	0	2	4	0	0	6

## Chemistry

Table 20: Score Distribution for Each Question Type in Chemistry.

Model	Multiple Choice Questions (42)	Fill-in-the-Blank Questions (43)	Elective Questions - Fill-in-the-Blank Questions (30)	Total Score (100)
WQX-20B+VL-20B	30	15	10	52
Qwen2-72B	24	13	13	48
GLM4-9B+4v-9B	24	15	7	44
Yi-1.5-34B+VL-34B	24	13	4	40
Mixtral 8x22B	24	8	7	39
GPT-4o	12	14	8	34
Qwen2-72B+VL-7B	12	7	5	22
Qwen2-57B+VL-7B	12	7	5	22

## Biology

Table 21: Score Distribution for Each Question Type in Biology.

Model	Multiple Choice Questions (36)	Fill-in-the-Blank Questions (39)	Elective Questions - Fill-in-the-Blank Questions (30)	Total Score (90)
GPT-4o	30	27	23	72
Yi-1.5-34B+VL-34B	30	10.5	26	55.5
GLM4-9B+4v-9B	24	16	19	55
Mixtral 8x22B	18	21	24	54
Qwen2-72B+VL-7B	18	17	15	50
WQX-20B+VL-20B	18	21	21	50
Qwen2-57B+VL-7B	18	11	15	44

## History

Table 22: Score Distribution for Each Question Type in History.

Model	Multiple Choice Questions (48)	Short Answer Questions (52)	Total Score (100)
GPT-4o	36	46	82
Qwen2-57B+VL-7B	40	37	77
WQX-20B+VL-20B	40	36	76
Mixtral 8x22B	36	38	74
Qwen2-72B+VL-7B	32	39	71
GLM4-9B+4v-9B	20	34	54
Yi-1.5-34B+VL-34B	20	33	53

## Geography

### B.5 MODEL DETAIL

We restricted our selection of open-source models to those released before June 6, 2024, and included GPT-4o as a benchmark, currently the most powerful model available. Here is an overview of the participating models:



Table 23: Score Distribution for Each Question Type in Geography.

Model	Multiple Choice Questions (44)	Short Answer Questions (46)	Elective Questions - Short Answer (10)	Total Score (100)
Qwen2-72B	40	31	10	81
Mixtral 8x22B	36	30	8	74
GPT-4o	32	24	10	66
WQX-20B+VL-20B	24	36	4	64
GLM4-9B+4v-9B	24	28	10	62
Yi-1.5-34B+VL-34B	28	16	10	54
Qwen2-72B+VL-7B	24	0	10	34
Qwen2-57B+VL-7B	16	0	14	30

Name	Developer	Type	Description	Weights Upload Date
Qwen2-72B	Alibaba	Language Model	The largest dialogue model in Alibaba's Qwen2 series. <sup>1</sup>	2024.05.28
Qwen2-57B	Alibaba	Language Model	A MoE dialogue model in Alibaba's Qwen2 series. <sup>2</sup>	2024.05.04
QwenVL-7B	Alibaba	Multimodal Model	A multimodal dialogue model by Alibaba. <sup>3</sup>	2023.09.25
Yi-1.5-34B	01.AI	Language Model	The largest model in the Yi 1.5 series by Wuhan ZeroOne. <sup>4</sup>	2024.05.12
Yi-VL-34B	01.AI	Multimodal Model	A multimodal large model by Wuhan 01.AI. <sup>5</sup>	2024.01.19
GLM4-9B	ZHIPU AI	Language Model	An open-source version of the latest pre-trained model in ZHIPU AI's GLM-4 series. <sup>6</sup>	2024.06.04
GLM-4v-9B	ZHIPU AI	Multimodal Model	A multimodal model in ZHIPU AI's GLM-4 series. <sup>7</sup>	2024.06.04
Mixtral 8x22B	Mistral (France)	Language Model	The most powerful dialogue model currently open-sourced by the French AI startup Mistral. <sup>8</sup>	2024.04.17
GPT-4o	OpenAI (USA)	Multimodal Model	The most powerful model released by OpenAI, currently the world's leading large model. <sup>9</sup>	2024.05.13

Table 24: Summary of Models Participating in Evaluation