

AI and Deep Learning for THz Ultra-Massive MIMO: From Model-Driven Approaches to Foundation Models

Wentao Yu, *Graduate Student Member, IEEE*, Hengtao He, *Member, IEEE*, Shenghui Song, *Senior Member, IEEE*, Jun Zhang, *Fellow, IEEE*, Linglong Dai, *Fellow, IEEE*, Lizhong Zheng, *Fellow, IEEE*, and Khaled B. Letaief, *Fellow, IEEE*

Abstract—In this paper, we explore the potential of artificial intelligence (AI) to address the challenges posed by terahertz ultra-massive multiple-input multiple-output (THz UM-MIMO) systems. We begin by outlining the characteristics of THz UM-MIMO systems, and identify three primary challenges for the transceiver design: ‘hard to compute’, ‘hard to model’, and ‘hard to measure’. We argue that AI can provide a promising solution to these challenges. We then propose two systematic research roadmaps for developing AI algorithms tailored for THz UM-MIMO systems. The first roadmap, called model-driven deep learning (DL), emphasizes the importance to leverage available domain knowledge and advocates for adopting AI only to enhance the bottleneck modules within an established signal processing or optimization framework. We discuss four essential steps to make it work, including algorithmic frameworks, basis algorithms, loss function design, and neural architecture design. Afterwards, we present a forward-looking vision through the second roadmap, i.e., *physical layer foundation models*. This approach seeks to unify the design of different transceiver modules by focusing on their common foundation, i.e., the wireless channel. We propose to train a single, compact foundation model to estimate the score function of wireless channels, which can serve as a versatile prior for designing a wide variety of transceiver modules. We will also guide the readers through four essential steps, including general frameworks, conditioning, site-specific adaptation, and the joint design of foundation models and model-driven DL.

Index Terms—THz communications, model-driven deep learning, ultra-massive MIMO, physical layer foundation models.

I. INTRODUCTION

A. Background

Our society is undergoing a digitization revolution, marked by a dramatic increase in both connectivity and throughput [1]. We have witnessed a significant growth in media transmissions, including images, videos, and, in the near future, augmented and virtual reality streams [2], [3]. Particularly, 5G

has ushered in transformative benefits of ‘connected things’, and the anticipated global 6G research and development activities promise to further open up a future of ‘connected intelligence’ with groundbreaking applications and services [4], as shown in Fig. 1. Various fascinating applications such as the artificial intelligence of things (AIoT), autonomous driving, smart manufacturing, and edge artificial intelligence (AI) are expected to play important roles in 6G and beyond systems. The road to 6G requires innovative enabling technologies to manage the exponential growth of mobile data traffic and diverse applications. Future communication systems desire to meet stringent requirements covering throughput, scalability, latency, and complexity [5], [6], with an anticipation of exceptionally high data rates of up to 1 Tbps, extremely low end-to-end latencies of less than 100 microsecond, extremely high spectral efficiency of about 100 bps/Hz, ultra-wide bands of up to 3 THz, and massive numbers of connections reaching at least 10^8 devices per km^2 . Hence, transformative wireless technologies are needed.

A number of white papers and technical reports, written by international telecommunication union (ITU) [7], 5G Americas [8], and China’s IMT-2030 (6G) promotion group [9], have all emphasized the importance of studying the unexplored higher frequency bands for 6G and beyond systems. Of particular interest is the terahertz (THz) band, i.e., the spectrum spanning from 100 GHz to 10 THz, which rests largely underutilized and presents opportunities to fulfill the ever-increasing demands for wireless links [10]. The federal communications commission (FCC) of United States has already allocated the 95 GHz to the 3 THz spectrum to be used for 6G to set the US as the pacesetter in the 6G race [11]. Also, IEEE 802.15.3d kickstarted the initial standardization efforts for THz-band communications [12]. Along with the quest for higher frequency bands, it is also a natural trend to deploy more antennas at the base station (BS). Such a development has evolved from the small-scale multiple-input multiple-output (MIMO) systems with only a couple of antennas in 3G, to massive MIMO systems in 4/5G [13].

B. UM-MIMO Systems at the THz Band

Looking ahead to the future generation of wireless networks, it is envisioned that ultra-massive MIMO (UM-MIMO) arrays

This work is supported in part by the Hong Kong Research Grant Council under Grant No. 16209023. (*Corresponding author: Khaled B. Letaief.*)

Wentao Yu is with the Department of Electronic and Computer Engineering, The Hong Kong University of Science and Technology, Hong Kong SAR, China, and also with the EECS Department, Massachusetts Institute of Technology, Cambridge, MA 02139, USA (e-mail: wyuaq@connect.ust.hk).

Hengtao He, Shenghui Song, Jun Zhang, and Khaled B. Letaief are with the Department of Electronic and Computer Engineering, The Hong Kong University of Science and Technology, Hong Kong SAR, China (e-mail: eehthe@ust.hk; eeshsong@ust.hk; eejzhang@ust.hk; eekhaled@ust.hk).

Linglong Dai is with the Department of Electronic Engineering, Tsinghua University, Beijing 100084, China, the Beijing National Research Center for Information Science and Technology (BNRist), Beijing 100084, China, and also with the EECS Department, Massachusetts Institute of Technology, Cambridge, MA 02139, USA (e-mail: dail@tsinghua.edu.cn).

Lizhong Zheng is with the EECS Department, Massachusetts Institute of Technology, Cambridge, MA 02139, USA (e-mail: lizhong@mit.edu).

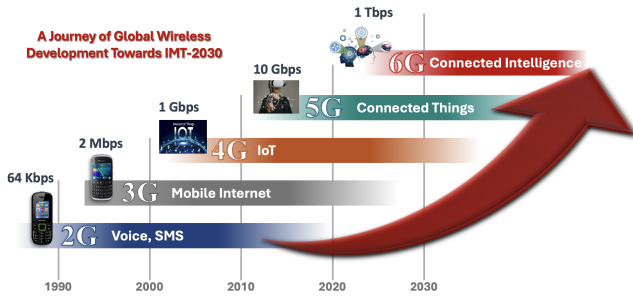


Fig. 1. A journey of global wireless development towards IMT-2030.

with more than 1024 antennas¹ may well be introduced at the THz frequency band [21], [22], [23]. Such a transformative technology can mitigate the significant path loss and molecular absorption loss with highly directional beamforming to enhance the coverage range [24], and leverage the abundant bandwidth to achieve an extremely high spectral and energy efficiency [25]. In addition, THz UM-MIMO also promises to provide a higher localization accuracy with less transmission power and smaller footprint compared with its millimeter-wave (mmWave) counterparts [26], and is able to support the integration of sensing and communication functionalities [27], [28]. Another important application is the nano-communications, including on-chip communications and in-body networks that benefit from the tiny footprint of THz arrays based on the nano- and meta-materials [29], [30]. Lastly, the line-of-sight (LoS) THz UM-MIMO array has the potential to become a wireless replacement for the copper or fiber point-to-point links in data center networks and provide high-capacity links for the aerial and space networks thanks to the spherical-wave spatial multiplexing enabled by the near field of the array [31], [32].

Nevertheless, the study of THz UM-MIMO systems is still in its early stages, and a number of unique challenges remain to be addressed. We summarize these challenges by three ‘hard to’ terms from a signal processing perspective. First, the overwhelming system scale and the short coherence times in THz UM-MIMO systems render many traditional model-based designs too complex to implement, leading to the ‘hard to compute’ problem. This necessitates low-complexity, real-time algorithms that can efficiently handle high-dimensional signal processing and optimization problems. In addition, the channel characteristics at the THz band are considerably more complex. Many new phenomena can be observed in THz UM-MIMO channels, such as the hybrid far-field and near-field effect (a.k.a., the hybrid-field effect [33], [34]), the spatial non-stationary effect [15], [35], and the wideband beam squint effect [36]. These effects will jointly cause the ‘hard to model’ problem for transceiver design, potentially making it

¹Such a technology has also been investigated under other terminologies in the literature, such as extremely/extra large-scale MIMO (XL-MIMO) systems [14], [15], [16], [17], extremely large aperture array (ELAA) [18], [19], and gigantic MIMO (gMIMO) [20] for different frequency bands. In this paper, with a background in THz communications, we stick to the terminology THz UM-MIMO originally proposed in [21], because it is the first to introduce the concept specifically for the THz band.

more difficult for classical optimization and analysis tools to function effectively, as they often depend on precise system and channel modeling. This requires novel approaches that can learn from and adapt to complex environments without a good analytical model. Lastly, it is the ‘hard to measure’ problem². The use of the array-of-subarray (AoSA) architecture in THz UM-MIMO leads to a significantly smaller number of radio frequency (RF) chains than that of antennas [37], [38]. Combined with hardware impairments [39], [40], [41], this will result in incomplete and corrupted measurements in the channel estimation stage, and greatly complicate the acquisition of accurate channel state information (CSI) [42]. Novel solutions should be studied to leverage historical data and corrupted measurements to overcome these limitations and enhance performance in CSI acquisition and channel-dependent tasks.

C. AI for Communications

Since 2017 [43], AI, in particular deep learning (DL), has regained attention in the wireless communications community and has gradually become one of the indispensable tools to the design and optimize of large-scale multi-antenna systems [44], [45]. The applications of AI could be categorized according to the three ‘hard to’ challenges discussed before. Firstly, one potential application of AI is to exploit its capability to facilitate the solution of ‘hard to compute’ problems, e.g., those traditionally considered intractable owing to high-dimensionality, high-cardinality, or non-convexity [46]. AI models can be trained to either directly approximate the desired solution, or function implicitly by replacing the bottleneck modules of an established optimization or signal processing algorithm with learnable components [47]. These two paradigms are respectively named the data-driven and the model-driven approaches in wireless communication literatures [48], [49]. In addition, AI is also helpful in tackling the ‘hard to model’ problem by learning complex and nonlinear relationships from data, bypassing the need for accurate analytical models. This has found successful applications particularly in high-dimensional problems in the physical layer and model-free problems in the medium access control (MAC) layer and above [44], [45]. Lastly, the ‘hard to measure’ problem may be approached with the idea of generative AI [50] and foundation models. These approaches can learn channel distributions from historical data and generate high-fidelity synthetic channels for data augmentation, thereby enhancing channel-dependent tasks. Furthermore, they can serve as an open-ended prior for solving inverse problems in the physical layer, such as channel estimation/prediction/tracking, from incomplete and corrupted measurements [50].

After nearly 7 years of explorations on AI for communications, a few shared perspectives have gradually emerged in this field. The first one is that, AI can have its role when the analytical models fail to offer optimal solutions [45], [46],

²By ‘hard to measure’, we refer specifically to channel measurement. This phrase itself could also mean that it is hard to ‘measure’ the performance of AI-based communication systems, which may involve different metrics than traditional designs. While this is also important, in this paper, we only refer to the channel measurement meaning of this phrase.

[51], [52]. The failure can stem from either the prohibitive complexity (i.e., the ‘hard to compute’ problem) or the lack of an accurate model (i.e., the ‘hard to model’ problem). This has led to a new paradigm called model-driven DL, where AI functions implicitly by replacing the bottleneck modules of an established optimization or signal processing algorithm with learnable components, so that both model-based expert knowledge and the AI’s learning capabilities can be integrated [49], [53]. The second perspective is that data will probably be a major bottleneck for training AI models in wireless communications [52], [54], [55], [56]. Large-scale data collection and channel measurement are required to characterize site-specific channel and user distributions, which are both expensive and time-consuming (i.e., the ‘hard to measure’ problem). The third perspective is from our own understanding. Since wireless transceivers share a common basis, i.e., the wireless channel, we consider whether it is possible to design a unified foundation model that can serve various transceiver modules, instead of developing separate AI models for each problem. The unified model could reduce both the training and deployment costs. The last two perspectives have inspired us to propose a new concept called *physical layer foundation models*. Based on the available data, we hope to train a single, compact generative AI model that could both learn to capture site-specific channel characteristics to perform data augmentation, and also serve as a versatile prior that can support the design of many different transceiver modules.

D. Contributions and Organization

While THz UM-MIMO is envisioned as a promising candidate technology in 6G and beyond wireless systems [57], research in this field is still in its early stages, with significant potentials for future development. As this important field continues to evolve, researchers interested in THz UM-MIMO systems may find themselves eager to apply AI to solve many challenging problems at hand but unsure of where to begin. Conversely, experts in AI for communications may not be well-versed into the unique characteristics of THz systems, which can impede their entry into this promising field. In this paper, we endeavor to bridge these gaps by introducing key system and channel characteristics of THz UM-MIMO, identifying the relevant challenges, and showcasing how AI can find its role in tackling these challenges. We propose two systematic research roadmaps, i.e., model-driven DL and physical layer foundation models, and provide a step-by-step guide for each roadmap. We highlight the key frameworks and techniques involved to develop AI solutions for THz UM-MIMO systems. Through this paper, we aim to foster collaborations between experts in AI and THz communications to jointly promote the exciting interdisciplinary area [58], [59].

The remaining parts of this paper are organized as follows. In Section II, we first discuss the preliminaries of THz UM-MIMO communications, and point out their key system and channel characteristics. In Section III, we discuss how the three ‘hard to’ challenges manifest in THz UM-MIMO systems, and explain why AI is a promising candidate to tackle

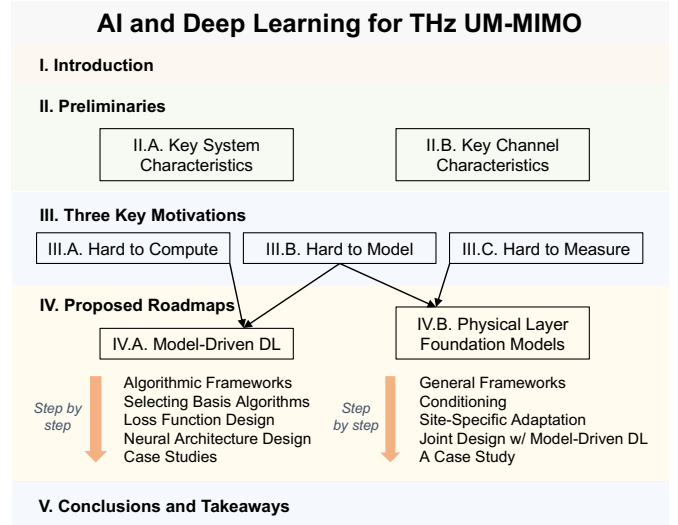


Fig. 2. Organization of this paper.

these challenges. In Sections IV, we systematically discuss the research roadmaps to developing model-driven DL and physical layer foundation models in THz UM-MIMO systems. We will illustrate their design principles and key components, and also introduce some representative case studies. We conclude the paper in Section V with a few takeaways.

II. THz UM-MIMO COMMUNICATIONS

In this section, we focus on introducing the key features and channel models of THz UM-MIMO systems, and explain the challenges they present for transceiver design. Since there is already an overview paper [25] that offers a comprehensive introduction to the mathematical models of THz UM-MIMO, we will avoid redundancy and direct readers to Section II in [25] for more details. We also refer the readers to [42] for open source codes³ of THz UM-MIMO systems.

A. Key System Characteristics

THz-band waves suffer from severe propagation path losses caused by the molecule absorption at THz frequencies [60], [61]. UM-MIMO antenna systems with thousands of antennas have recently emerged as a promising solution to mitigate these challenges [21], [22]. Thanks to the small wavelength at the THz band, it is possible to deploy an extremely large number of antennas in a small footprint. As a result, super-narrow beams can be formed to mitigate the path losses and expand the communication range. The practical implementation of THz UM-MIMO is now possible thanks to the development of new plasmonic materials such as graphene and nano-materials that can be used to build nano-antennas and transceivers at the THz band [29].

1) *The AoSA Architecture*: THz UM-MIMO systems face constraints due to the high-complexity and power-consuming THz hardware. These costly components preclude the traditional design used at lower frequency bands. The fully-digital

³<https://github.com/wyuaq/FPN-OAMP-THz-Channel-Estimation>

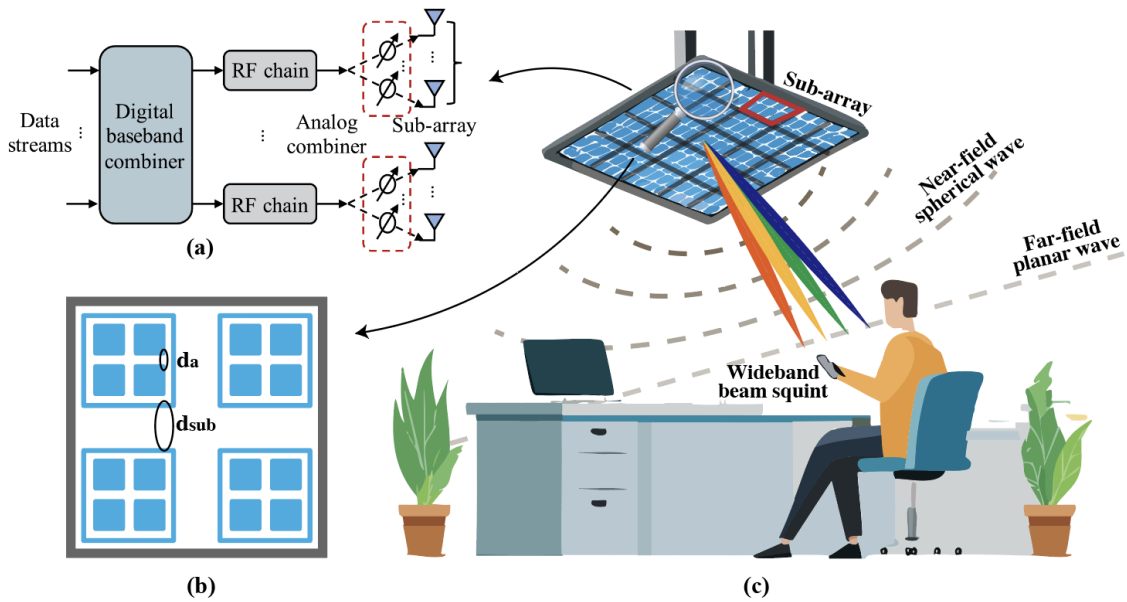


Fig. 3. (a) The AoSA architecture partitions the THz UM-MIMO array into various SAs, each driven by a dedicated RF chain. Each SA is connected with its designated RF chain via a phase shifter network. (b) The zoom-in view of a part of the THz UM-MIMO array, in which each SA is labeled by a blue frame, while each AE is denoted by a blue square. The AE spacing and the SA spacing are denoted by d_a and d_{sub} , respectively. (c) A typical THz UM-MIMO system in an indoor office. The wavefront from the THz UM-MIMO array varies with the distance between the transmitter and the receiver: it is spherical in the near-field region and (approximately) planar in the far-field region. Due to the multi-path propagation, the THz UM-MIMO channel is typically a mixture of far-field and near-field components, called the hybrid-field effect [33]. The wideband beam squint effect will also be observed in THz UM-MIMO, where the beams at different subcarriers tend to split into different physical directions.

architecture with one RF chain per antenna becomes infeasible due to high costs. Similarly, the fully-connected hybrid analog-digital architecture at mmWave bands [38], [62], which uses a limited number of RF chains to drive the *entire* antenna array, is also inefficient owing to transmit power and circuit feeding limitations. In addition, in such an architecture, each RF chain needs to connect with all antennas in the UM-MIMO through a phase shifter to perform analog beamforming (or combining) [37]. This requires a significant number of phase shifters at the THz band, making it too costly to implement.

As a result, the most prevailing choice for THz UM-MIMO array at present is a simplified architecture, named the AoSA [25], [37]. In such an architecture, the UM-MIMO array is grouped into various non-overlapped sub-arrays (SAs). Each RF chain only needs to connect to and power its designated SA, as shown in Fig. 3(a). This is similar to the partially-connected architecture at mmWave bands [38], [63]. The AoSA architecture greatly reduces the number of required phase shifters in the analog beamformer (or combiner) and lowers the energy consumption.

In Fig. 3(b), we illustrate a zoom-in view of a part of the THz UM-MIMO array. We denote the spacing between a pair of adjacent antenna elements (AEs) as d_a , and that between adjacent SAs by $d_{sub} \triangleq w d_a$ ($w \gg 1$). The AE spacing d_a is typically small due to the tiny wavelength at the THz band. Conversely, the SAs should be separated by a much larger distance, i.e., $w \gg 1$, because closely integrating too many AEs can bring difficulties in the control and cooling of circuits [25], [64]. As a result, THz UM-MIMO arrays are often non-uniform. This is different from the conventional uniform arrays

and require specialized considerations in algorithm design [42], [65].

2) *The Beam Squint Effect*: The AoSA architecture illustrated in Fig. 3(a) is for narrowband THz UM-MIMO systems. However, in wideband THz systems, a new challenge called beam squint will appear and requires some modifications to the original narrowband architecture [36]. In wideband THz UM-MIMO systems, the ultra-wide bandwidth and the large number of antennas can result in a non-negligible propagation delay across the antenna array, which can exceed the sampling period. This leads to variations in the angles of departure (AoDs) or arrival (AoAs) across different subcarriers during transmission or reception, making the array gain frequency-selective. Given this, if frequency-flat phase shifters are adopted, the resultant beams will be dispersed and point towards various different angles, as shown in Fig. 3(c). To compensate for the beam squint effect, various studies have initialized to adopt the true-time-delay (TTD) modules to compensate for the angle variations [66], [67], such as delay-phase precoding [68] and joint phase-time arrays [69]. The TTD modules can be deployed between each RF chain and the phase shifters that connect to it. The number of TTD modules is usually smaller than that of phase shifters due to their relatively higher costs [67]. On the other hand, the beam squint effect can also be exploited to accelerate wideband THz beam tracking by controlling the degree of squint to scan multiple angular directions simultaneously [70], [71].

B. Key Channel Characteristics

Measurement campaigns are going on around the world to further our understanding of THz propagation characteristics.

We refer the readers to [72], [73] for a comprehensive survey. Since we mainly focus on physical layer signal processing problems in THz UM-MIMO systems, only a few key features relevant to these problems are summarized.

1) *The Hybrid-Field Effect*: The near-field and far-field phenomena are crucial at the THz frequencies [74]. In the far-field region, the wavefront can be assumed approximately planar. However, when the waves arrive from the near-field region, the planar wavefront assumption will not hold any longer [75]. An exact spherical wavefront model must be considered when modeling the THz UM-MIMO channels with near-field multi-path components, as shown in Fig. 3(c).

The boundary between the far-field and the (radiating) near-field regions is called the Rayleigh distance, defined by $\frac{2D^2}{\lambda_c}$, where D is the array aperture and λ_c denotes the carrier wavelength. Looking at this expression, it is true that, *with the same array aperture D* , the Rayleigh distance (i.e., the range of the near-field region) increases linearly with the carrier frequency (i.e., moving to higher frequencies). However, this is not the case in reality as the array aperture D is also related to the carrier wavelength λ_c . This is a common pitfall that readers should be careful to avoid. For example, the AE spacing is often set as half the carrier wavelength, which relates the array aperture to the frequency band. Consider a planar AoSA with $\sqrt{S} \times \sqrt{S}$ SAs with $d_{sub} \triangleq wd_a (w \gg 1)$, where each SA is a uniform planar array with $\sqrt{S} \times \sqrt{S}$ AEs. As derived in [42], the Rayleigh distance is given by $\{\sqrt{S}(\sqrt{S} - 1) + (\sqrt{S} - 1)w\}^2 \lambda_c$ in this case. From this equation, it is important to note that the boundary between the far-field and the near-field regions is jointly determined by the carrier wavelength and the array geometry, and should be analyzed case by case.

In the general scenario, sources and scatterers can be positioned in both the far-field and near-field regions of the UM-MIMO array. Consequently, different multi-path components may arrive at the array as either spherical wavefronts or planar wavefronts. Hence, the THz UM-MIMO channels typically consist of a dynamic mixture of the far-field and near-field multi-path components, which was identified in the context of channel estimation as the hybrid-field effect [33], [42], [76]. In the literature, this phenomenon is also referred to as the cross-field effect [34], [77], though both terms convey a similar concept.

The spherical wavefront brings important benefits such as enhanced spatial multiplexing, high-precision localization, transverse velocity sensing, etc. At the same time, the near-field spherical wavefront complicates the representation, acquisition and exploitation of the channels, especially when mixed with the far-field planar wavefront, i.e., the hybrid-field effect.

2) *The Multi-Path Components*: Owing to the high scattering and diffraction losses at the THz band, THz channels are typically sparse with a limited number of resolvable paths. For example, in [78], the authors reported that, at 300 GHz, the number of multi-paths is only 5 for a 256×256 UM-MIMO array, which is 32.5% less than its counterpart at 60 GHz. Intuitively, the THz-band channel has a higher K-factor than the lower frequency bands due to greater reflection and diffraction losses [72]. While we emphasize a LoS-dominant

propagation, the multi-path components should still be taken into account, especially in indoor THz communications. The existing measurement campaigns are mostly carried out within the sub-THz band (i.e., 100-300 GHz). Further investigation remains to be done for the true THz band.

3) *The Molecular Absorption Effect*: When the THz electromagnetic waves propagate through a non-vacuum medium, they can trigger resonances in certain molecules along its path, which can result in a notable energy loss at certain frequencies. It is a typical property observed in THz UM-MIMO channels, which, from a communication perspective, will cause strongly frequency-selective channel gains at different subcarriers in a wideband THz system. This is called the molecular absorption effect. The absorption strength can vary with the environmental conditions like humidity and temperature, and also depends on the propagation distance. A detailed figure of these peaks can be found in [60]. The molecular absorption peaks cut the THz band into multiple narrower spectral windows where the absorption strength is relatively weak. THz communications are advised to be placed only within these spectral windows [60]. On the other hand, the molecular absorption loss can also be used to design distance-adaptive absorption peak modulation to improve the covertness of THz communications [79].

4) *The Spatial Non-Stationary Effect*: The spatial non-stationary effect occurs when the terminals or scattering clusters are visible only from a portion of the UM-MIMO array [15]. This phenomenon is more prevalent in the linear arrays, where the array aperture is larger than in planar arrays with the same number of AEs. Additionally, the lower-frequency end of the THz spectrum, e.g., the sub-THz band, is more susceptible to spatial non-stationarity because the AE and SA spacings—and consequently the array aperture—are larger due to the relatively longer wavelengths. In contrast, for planar arrays operating at higher THz frequencies, the spatial non-stationarity effect is less pronounced. In this direction, a novel 3D non-stationary geometric-based stochastic model has been proposed for THz UM-MIMO systems [35].

III. INTEGRATING DL WITH THz UM-MIMO: THREE KEY MOTIVATIONS

We believe that DL is especially effective in tackling three key challenges in wireless communications, i.e., ‘hard to compute’, ‘hard to model’, and ‘hard to measure’. In this section, we will discuss how these three key challenges manifest in the considered THz UM-MIMO systems. This explains the motivations of integrating DL with THz UM-MIMO systems.

A. ‘Hard to Compute’ Problems

In THz UM-MIMO networks, the system scales will increase drastically, including the network density, the numbers of antennas and supportable users, and the system bandwidth. These will lead to high-dimensional signal processing and optimization problems, and cause challenges in terms of computational complexity. Also, the channel coherence time is very short in THz UM-MIMO networks. This results in rapid channel fluctuations. Conventional statistical

and optimization-based approaches involving computationally intensive operations like singular value decomposition (SVD), bisection search, and matrix inversion, etc., may struggle to meet the latency requirement. These challenges underscore the importance of low-complexity methods.

Unlike traditional methods, DL excels at making fast approximations to avoid heavy computations [46]. It can learn intricate patterns and approximately solve large-scale signal processing and optimization problems in real-time. Traditional algorithms treat every problem instances as completely new and solve each of them from scratch, but DL may identify the similarity between incoming problem instances and find a shortcut [47]. Particularly, when trained and fine-tuned in a site-specific manner, DL can efficiently learn the distribution of ‘problem instances’ unique to that environment, allowing it to outperform general algorithms in terms of performance and efficiency [80]. In addition, DL models have the advantage of operating in a highly parallel manner across various domains of wireless resources. For example, in wideband THz UM-MIMO systems, the computation over different SAs and sub-carriers can be carried out simultaneously. The industry is also actively engaged in developing AI-native radio access network (AI-RAN) algorithms that can take advantage of the powerful parallel computation capability of graphical processing units (GPUs) [81].

B. ‘Hard to Model’ Problems

The modeling capability is also an important issue that motivates the application of DL. The success of classical mathematical tools, such as optimization and analysis, highly depends on the accuracy of system and channel models. However, in THz UM-MIMO systems, it can be hard to precisely capture the network architecture, communication environment, and wireless channels using analytical model due to the heterogeneity, complexity, and nonlinearity. In terms of network architecture, the limited coverage of THz systems makes it necessary to further densify the network, which can cause complicated interference issues. Also, the narrow beams also increases the possibility of misalignment. In terms of communication environment, THz waves can easily suffer from spatial non-stationarity, signal blockage, and frequency-selective molecular absorption loss. Real-world networks are significantly more complex than simplified system models due to a combination of these factors. Mostly importantly, as mentioned in Section II-B, THz UM-MIMO channels may consist of a dynamic mixture of planar-wave and spherical-wave multi-path components due to the hybrid-field effect [42], [34]. As a result, the widely-used angle-domain sparsity properties or simplified prior distributions in traditional far-field systems can no longer be applied. This makes it difficult to estimate and track the wireless channels [82], [83].

Simplified or mismatched system and channel models will greatly deteriorate the performance of classical tools when applied to such systems. DL can represent complicated non-linear relationships and is hence promising for tackling these difficulties. Also, DL can learn the characteristics of complex systems and channels from data, enabling it to generalize effectively across different scenarios.

C. ‘Hard to Measure’ Problems

As discussed before, THz UM-MIMO systems often utilize an AoSA architecture to enhance energy efficiency and reduce costs. Such an architecture has far fewer radio frequency (RF) chains compared to the number of antennas [37]. The received signals in each time slot provide only an incomplete measurement of the channels. Moreover, the presence of frequency-selective noise, hardware distortions and impairments adds another layer of complexity to the measurement process [39], [40], [84]. As a result, channel estimation, localization, and imaging from the corrupted received signals become ill-posed linear/non-linear inverse problems [85], [86], [87], [88]. The incomplete measurements and the impairments significantly complicate the process of estimating and tracking the channel and the environmental dynamics.

Wireless channels are the pivotal foundation of transceiver design. Difficulties in acquiring the CSI can result in performance degradation in many downstream tasks that rely on channel statistics. To address these problems, we can pre-train generative AI models offline using site-specific historical data to serve as a prior to compensate for missing information due to incomplete measurements [54], [89], [90]. Such AI-based priors, when incorporated with appropriate algorithmic frameworks, can solve versatile tasks including channel estimation [91], [92], data detection [93], [94], CSI compression and feedback [95], RF source separation [96], etc. In addition, it can also be directly sampled to perform data augmentation to generate synthetic channel samples to further facilitate the design of transceiver modules.

IV. RESEARCH ROADMAPS: FROM MODEL-DRIVEN APPROACHES TO FOUNDATION MODELS

In this section, we present two systematic roadmaps to developing AI-enabled solutions that can address the key challenges posed by THz UM-MIMO systems. These roadmaps are respectively the model-driven DL and the physical layer foundation models⁴. Our goal is to inspire the readers to follow these roadmaps to design AI-enabled solutions for their own research endeavors in THz UM-MIMO systems. We outline the two roadmaps in Fig. 4, each consisting of four essential steps and one or two case studies. By following these steps, one should be able to develop successful AI-enabled algorithms for a variety of problems in THz UM-MIMO. In addition, we discuss the intersection of two roadmaps⁵ and how they can be seamlessly integrated.

⁴It is interesting to notice that a concurrent paper proposed a similar concept called ‘foundation models for wireless channels’ [97], but with very different contents from ours. The authors of [97] focused on learning representations, and proposed a large-scale transformer-based pre-trained model for wireless channels to generate rich, contextualized embeddings that can outperform raw channels for the downstream tasks. Conversely, our work focuses on the common foundations of wireless transceiver design, and discuss how to train and deploy a single, compact generative prior that can support a wide variety of downstream tasks in transceiver design. The visions of these two papers are complementary. We anticipate their intersection will provide inspiration for the future development of physical layer foundation models.

⁵Although these roadmaps are primarily designed for the characteristics of THz UM-MIMO systems, most of them are also backward compatible with traditional MIMO and massive MIMO systems at the sub-6GHz and mmWave bands. This is because these systems typically operate on a smaller scale and have simpler channel characteristics.

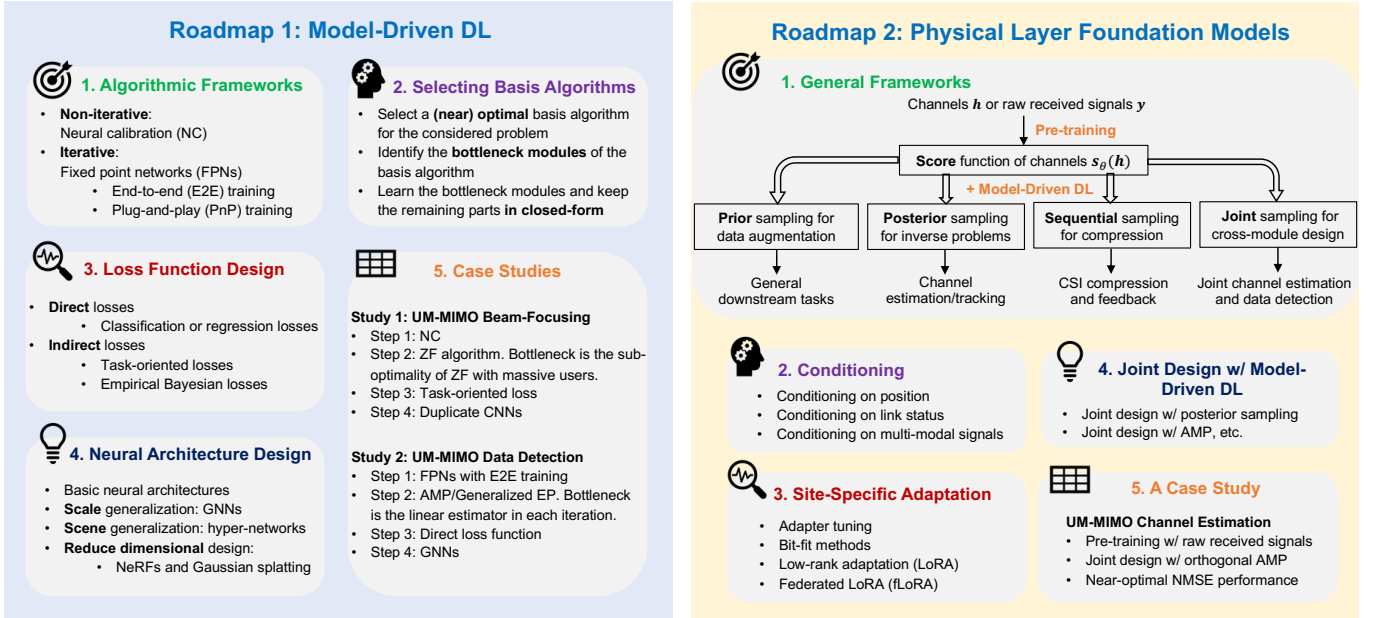


Fig. 4. Proposed research roadmaps of AI for THz UM-MIMO: from model-driven DL to physical layer foundation models.

Since we aim to structure this tutorial as a roadmap, we will refer readers to existing literature for well-covered topics and provide detailed explanations only for those lacking adequate guidance.

A. Roadmap 1: Model-Driven DL

1) *Overview*: DL algorithms for communications can be categorized as two different paradigms, i.e., model-driven DL and (fully) data-driven DL. The data-driven paradigm trains neural networks, e.g., multi-layer perceptrons (MLPs), to directly map system parameters to desired outputs without relying on domain knowledge or existing algorithms. This approach leverages the universal approximation capabilities of neural networks to learn solely from data [98]. The early attempts of DL for communications mostly followed this paradigm. For example, an MLP was trained to map received pilot and data blocks to detected data symbols [99]. For another example, [100] trains an MLP to learn the direct mapping between the inputs and outputs of an optimization algorithm for interference management.

However, many physical layer problems have well-defined system models and established algorithms that provide efficient solutions. The data-driven paradigm may overlook valuable domain knowledge about the system. While it is possible for neural networks to learn this knowledge from extensive data samples, such an approach is not sample-efficient and requires a significant amount of training data, akin to reinventing the wheel. Since training data in wireless systems are often difficult to collect, it is crucial to enhance DL's performance with limited available data. In addition, unlike traditional signal processing and optimization algorithms that can directly adapt to different system parameters like the number of antennas, users, and signal-to-noise-ratios (SNRs), data-driven DL models often lack such kind of generality and

flexibility. The outputs of data-driven DL methods also may not adhere to physical constraints set by the wireless system model. Lastly, data-driven DL approaches cannot offer the same level of theoretical guarantees as traditional algorithms. We will discuss how model-driven DL can tackle these drawbacks when introducing the step-by-step roadmap.

Model-driven DL offers a framework that integrates domain knowledge about the system into the design of DL models. Particularly, model-driven DL works by replacing the bottleneck modules within established signal processing or optimization algorithms with neural network-based learnable components. Often times, we recognize that an algorithmic framework is optimal but its practical implementation is hindered by some bottlenecks. These bottlenecks can arise from 'hard to compute' problems, where certain parts of the algorithm are too complex to implement, or from 'hard to model' problems, where no analytical solution is available for specific components of the algorithm, or from 'hard to measure' problems, where it is difficult to obtain sufficient channel data for training. The earliest work on model-driven DL in communications may date back to [101], in which a denoising convolutional neural network (DnCNN) is incorporated to serve as the non-linear denoiser within the framework of the AMP algorithm. Following this pioneering work, numerous studies have been developed based on the model-driven principle [102].

In the following, we break down the procedures of designing model-driven DL algorithms into four steps, as shown in Fig. 4, including determining algorithmic frameworks, selecting basis algorithms, loss function design, and neural architecture design. We will guide the readers through each of these steps, and present two representative case studies that apply model-driven DL to THz UM-MIMO systems.

2) *Determining Algorithmic Frameworks*: This is the first step in designing the model-driven DL algorithms. One should

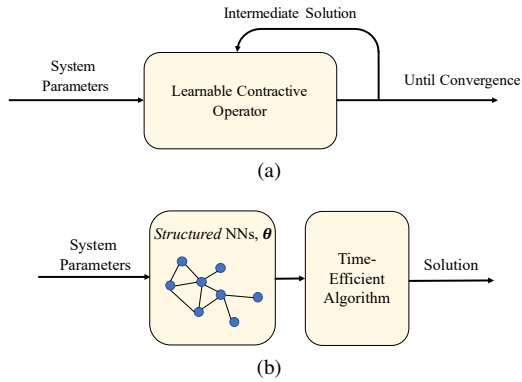


Fig. 5. Algorithmic frameworks in model-driven DL [82]. (a) FPNs for iterative algorithms. (b) NC for non-iterative algorithms.

analyze the problem at hand, and decide whether to use iterative or non-iterative algorithms depending on the computational and memory budgets. We propose two general algorithmic frameworks⁶ that are scalable, efficient, and with some theoretical guarantees. For iterative algorithms, we advocate the fixed point networks (FPNs) framework [42], [103] in Fig. 5(a), while for non-iterative algorithms, we discuss the neural calibration (NC) framework in Fig. 5(b) [104].

The idea of FPNs is inspired by the fact that many widely-used iterative algorithms in wireless communications, e.g., AMP and proximal algorithms, can be seen as the fixed point iteration of a contractive operator [105]. A contractive operator is characterized by a Lipschitz constant less than 1, ensuring linear convergence to the unique fixed point through the fixed point iteration. In designing FPNs, we first identify the contractive operator associated with the target iterative algorithm. We then replace its bottleneck modules with a neural network, and construct a learnable operator. This learnable operator is trained to be contractive with a fixed point that closely approximates the desired solution. The framework is shown in Fig. 5(a).

The training process of FPNs aims to achieve two key objectives. First, the learnable mapping must be contractive to ensure fast and monotonic convergence, which can be achieved by regularization techniques [33], [106]. The Lipschitz constant of the composition of different mappings is the product of their respective Lipschitz constants. Thus, we can calculate the necessary Lipschitz constant for the neural network, and use regularization techniques to ensure the learnable mapping to be contractive. Second, the fixed point of the learnable operator should closely approximate the desired solution. Training can be conducted in two distinct modes: end-to-end (E2E) and plug-and-play (PnP).

- **E2E Mode:** In this approach, we train the learnable components of the contractive operator by directly optimizing the overall performance of the iterative algorithm. An example is [42] where we train the learnable operator to optimize the final estimation accuracy.
- **PnP Mode:** In this mode, the training process begins by identifying the specific role that the learnable module

assumes within the iterative algorithm, and also the Lipschitz constant required for convergence. For example, if a minimum mean square error (MMSE) denoiser is required in an iterative algorithm, we can independently train a module that fulfills this role. Once trained, this module can be ‘plugged’ into certain iterative algorithms to enhance its performance. A typical example can be found in [107]. An advantage of the PnP scheme is that the learnable module is separated from a specific algorithm, and hence it can be reused in different algorithms.

The property of contractive mappings offers many advantages for the FPNs, including but not limited to the following:

- **Monotonic Convergence:** The Banach fixed point theorem guarantees that each iteration brings the solution closer to the fixed point, ensuring a monotonic convergence.
- **Adaptive Performance-Complexity Tradeoff:** Thanks to the monotonic convergence, more iterations corresponds to a closer distance to the fixed point and better performance. We can adaptively control the number of iterations according to the computational budget.
- **Scalability and Low Complexity:** Thanks to the implicit function theorem, the gradient in E2E training can be computed with a constant complexity, regardless of the number of iterations [106]. The computation only relies on the fixed point and does not need to store the intermediate states during the iteration. For the PnP mode, the training is independent from iterative algorithms, and also avoids the complexity caused by iterations. The low complexity makes it favorable in large-scale systems.

In the literature, deep unfolding/unrolling networks (DUNs) refer to a concept similar to fixed-point networks (FPNs) [108], [109]. Both DUNs and FPNs aim to replace bottleneck modules in existing iterative algorithms with neural networks. The difference between them lies in the training process: DUNs do not impose contractive constraints. As a result, they lack several advantages unique to FPNs. For instance, DUNs do not generally guarantee convergence, their computational complexity is not adaptive, and their training process requires storing all intermediate states, leading to high computational and memory demands [82]. Notably, most DUNs can be transformed into FPNs by enforcing contractive constraints. We recommend FPNs over DUNs because they are easy to implement and offer many useful advantages.

We then introduce the NC framework for non-iterative algorithms [104]. This can be seen as a degenerated version of FPNs with only one iteration. As shown in Fig. 5(b), the NC framework comprises two components, i.e., a structured neural network and a time-efficient basis algorithm. We retain the backbone of a low-complexity method while integrating neural networks to calibrate the inputs. The existence of the calibration mapping to improve the system performance was proved in [104]. NC employs a structured neural network architecture that leverages the permutation equivariance (PE) property inherent in wireless networks. PE is a property where an algorithm’s output remains unchanged regardless of the order of its input elements. This is common in wireless

⁶We refer the readers to our previous work [82] for a detailed tutorial, and only discuss the core concepts here.

networks. Two representative PE properties are the uplink antenna-wise PE and downlink user-wise PE, where the order of the antenna and the users should not affect an algorithm's performance. Leveraging this property, NC-based algorithms can directly generalize to different numbers of antennas and users [104]. This is important for THz UM-MIMO systems, whose design may involve high-dimensional problems with varying system scales, e.g., number of users [82].

3) *Selecting Basis Algorithms*: Once the general algorithmic framework is established, the next step is selecting a (near) optimal basis algorithm tailored to the specific problem. This process requires expert knowledge of the wireless system. After identifying the basis algorithm, it is crucial to analyze its bottleneck modules and determine whether the bottleneck is due to the 'hard to compute' problem, such as a large-scale matrix inversion, or the 'hard to model' problem, such as the lack of prior distribution or optimal stepsize schedule, etc.

Upon identifying the bottleneck module, we should separate it from the other components of the basis algorithm. Only the bottleneck should be replaced with suitable neural networks. We analyze a few examples from existing research on model-driven DL for THz UM-MIMO.

- **Example 1**: To solve the compressive channel estimation problem using FPNs, the orthogonal AMP (OAMP) algorithm serves as a near-optimal basis algorithm. Each iteration consists of a linear estimator (LE) and a non-linear estimator (NLE). The LE of OAMP can be derived in closed-form, which utilizes information from the system model to decouple the original compressive sensing problem into equivalent AWGN denoising problems for the NLE module to solve [110]. The bottleneck of the OAMP algorithm for channel estimation is the prior distribution required by the MMSE-optimal denoiser in the NLE module, which is challenging to obtain due to the complicated channel characteristics of THz UM-MIMO. After identifying NLE as the bottleneck module, we keep the LE unchanged in each iteration and replace the NLE that depends on the prior distribution with neural networks [42].
- **Example 2**: The near-field multi-user beam-focusing problem presents 'hard to compute' challenges due to the computational complexity of the weighted MMSE (WMMSE) algorithm in THz UM-MIMO [111]. Consequently, we can use the low-complexity zero-forcing (ZF) scheme as the basis algorithm. However, the bottleneck of ZF is its sub-optimal performance when there exists a large number of users. We hence resort to the NC framework and employ neural networks to calibrate the input of the ZF beamformer, hoping to achieve a comparable performance to the iterative WMMSE algorithm but with a lower complexity [82], [104].

4) *Loss Function Design*: Once the algorithmic framework and basis algorithm are determined, the next step is designing the loss function. It is the simplest to use standard classification or regression losses based on relevant input-label pairs, which we call *direct* loss functions. However, there are scenarios where direct losses may be inefficient. This motivates the derivation of improved *indirect* loss functions,

including task-oriented and empirical Bayesian losses. We discuss some representative cases below.

- **Task-Oriented Losses**: Given the extremely large system scale of THz UM-MIMO systems, obtaining optimal labels for standard loss functions is often computationally challenging or even impossible. Task-oriented losses can be utilized to tackle the 'hard to compute' problem, especially for resource allocation problems. In an early work [100], Sun et al. used the iterative WMMSE algorithm to create labels for training a neural network for interference management, but this process may be prohibitively complex for large-scale systems. Instead, we should focus on designing losses that bypass the need for expensive label generation and directly train neural networks to address the final task, which we call 'task-oriented losses'. The earliest work in this direction is probably [112]. For the sum-rate maximization problem in downlink multi-user beamforming, the authors of [112] proposed to directly use the negative sum-rates as a task-oriented loss. This effectively circumvents the cumbersome label generation process and achieves a performance close to that of the WMMSE algorithm. Similar ideas have also been widely used in the model-driven DL frameworks for THz UM-MIMO systems. For example, in [108], the authors have mentioned that it is important to use an unsupervised task-oriented loss to directly minimize the objective function for hybrid beamforming design.
- **Empirical Bayesian Losses**: Another important consideration in loss function design is the 'hard to measure' problem. In THz UM-MIMO systems, it is difficult to obtain a large channel dataset to train neural networks, particularly for channel estimation problems. This creates a chicken-and-egg dilemma: obtaining training data relies on channel estimation, yet enhancing channel estimation is difficult without sufficient training data. In the channel estimation problem, the measurement \mathbf{y} can usually be written in the form of $\mathbf{y} = \mathbf{h} + \mathbf{n}$ or $\mathbf{y} = \mathbf{M}\mathbf{h} + \mathbf{n}$ where \mathbf{M} is a fat matrix, \mathbf{h} is the wireless channel and \mathbf{n} is the additive white Gaussian noise [91]. In practice, only the measurements \mathbf{y} are available, but not the ground-truth channels \mathbf{h} . Therefore, the MSE loss adopted by many previous works cannot be applied, i.e., $\mathbb{E}\|\hat{\mathbf{h}} - \mathbf{h}\|_2^2$, where $\hat{\mathbf{h}}$ denotes the estimated channel. To circumvent the dependence on the ground-truth \mathbf{h} , empirical Bayesian methods may be adopted. For the linear model $\mathbf{y} = \mathbf{h} + \mathbf{n}$, Stein's unbiased risk estimator (SURE) is a good surrogate for the MSE loss [113]. Further, for the generalized linear model $\mathbf{y} = \mathbf{M}\mathbf{h} + \mathbf{n}$, generalized SURE (GSURE) can be adopted as an extension [114]. For high-dimensional problems in THz UM-MIMO, SURE and GSURE can be efficiently computed by only a few Monte-Carlo trials [115]. Both SURE and GSURE have been successfully applied to UM-MIMO systems to achieve (near) MMSE optimal channel estimation performance in unknown environments [107], [116]. Extension from white to correlated Gaussian noise has been discussed in [91]. Results on the extension to

non-Gaussian noise is available in [117].

5) *Neural Architecture Design*: The neural architecture is also pivotal for enhancing the generalization and efficiency of model-driven DL. On the one hand, due to the blockage, the severe path attenuation, and the hybrid-field effect, the system and channel conditions may change rapidly in THz UM-MIMO systems. It is important to enhance the generalization capability of the designed neural networks to these variations, including number of users, far-field and near-field multi-paths, SNR levels, etc. In this direction, we introduce graph neural networks (GNNs) and hyper-networks as two candidate tools. On the other hand, the limited number multi-paths in THz UM-MIMO channels suggests that the effective dimension of the channels should be much smaller than the number of antennas. This implies that it is possible to work on a reduced-dimensional representation of the channel to lower the complexity of DL algorithms. In this regard, we advocate neural RF radiance field (NeRF²) and Gaussian splatting, and learning on the transform domain as three potential tools.

- **Graph Neural Networks**: To improve scalability and generalization, a promising direction is to design neural architectures that are specialized for wireless networks. One important finding is that GNNs perfectly align with the permutation equivariance property of wireless networks [118], and are hence exceptionally powerful in tackling large-scale resource management [119] and data detection problems [120], [121]. Unlike traditional deep learning models, e.g., CNNs and MLPs, which often struggle with large-scale networks and new system settings, GNNs effectively utilize the graph topology and the permutation invariance property inherent in wireless communications. In addition, in GNNs, the input-output dimensions of the neural network in each node are invariant with the number users. This allows them to *generalize across different system scales*. For example, for beamforming problem in an interference channel, a GNN trained on a small-scale network with 50 users is able to achieve near-optimal performance in a much larger-scale network with 1000 users [118]. Furthermore, thanks to the parallel execution, GNNs are computationally efficient, and by far the only approach that is able to find the near-optimal beamformer for thousands of users in milliseconds [118]. This is particularly suitable for UM-MIMO networks with an extremely large system scale and a varying number of users. Please refer to [122] for a detailed overview of the application of GNNs in large-scale wireless networks.
- **Hyper-Networks**: Due to the hybrid-field effect and the blockage at THz bands, network settings such as the number of far-field/near-field paths and SNR levels can change rapidly. When deploying AI-based algorithms to practical systems, one key challenge is how to enable neural networks to adapt to these dynamics. To achieve this goal, we advocate hyper-networks as an effective tool [123]. A hyper-network is a type of neural network that generates the weights for another neural network, known as the target network. Instead of having fixed weights, the target network's weights are dynamically

produced by the hyper-network based on its input. By setting parameters, such as SNRs, number of paths, and the speed of users, as inputs to the hyper-network, it can effectively generate different weights for the target network given different system conditions. This allows model-driven DL to seamlessly to adapt to the varying system conditions at THz bands. Existing works in this direction include channel estimation [124], prediction [125] and joint source-channel coding [126], etc.

- **Learning on the Transform Domain**: Due to the high path loss and limited diffraction at the THz band, THz UM-MIMO channels can be represented as the superposition of a limited number of paths. This characteristic implies a lower-dimensional representation of the THz channels compared to the ultra-massive number of antennas. Working on the transform domain of the channel with sparse features can reduce the difficulty of training AI models for THz UM-MIMO. When all the multi-path components fall within the far-field region of the UM-MIMO array, the array response vectors depend solely on the angles of arrival. As a result, the far-field channels will be sparse in the angular domain. In this case, the discrete Fourier transform (DFT) matrix can serve as a good dictionary to perform sparse transformation. For the near-field channel, Cui and Dai [127] first proposed an angle-distance domain dictionary to sparsify the near-field channel. This was further extend to the Newtonized dictionary [87] and the discrete prolate spheroidal sequence (DPSS) dictionary [86], etc., with better performance. For the generic hybrid-field channel, dictionary learning techniques can be adopted to learn a site-specific dictionary [128]. Comparing the results in [42] and [115], one can find that learning in the sparse transform domain can result in both better performance and faster convergence for the same model-driven DL network (i.e., FPN-OAMP) for channel estimation. Learning on the transform domain can also significantly reduce the required number of training samples to reach a similar performance compared to the original non-sparse domain.
- **NeRF² and Gaussian Splatting**: In a given propagation environment, once the position of all transmitters are determined, it is possible to tell the channel response at any position in that environment. Based on this idea, Google research proposed to train a neural network, called neural radiance fields (NeRF), to perform ray-tracing of the light field. It was then extended from the light field to RF signals in [129], where the authors proposed NeRF² to model RF signal propagation as a continuous volumetric scene function. After training on limited measurements, NeRF² can provides an accurate location-to-channel mapping, i.e., predict the channel response at any position in a given environment. This not only enhances the channel modeling accuracy but also provides a reduced dimensional characterization of high-dimensional wireless channels. Such a mapping can be further utilized in downstream channel-dependent tasks, e.g., channel estimation and prediction. Although the original experiments are carried out using a 5G massive

MIMO array at sub-6GHz bands, it is promising to extend the same idea to THz UM-MIMO systems. However, one important drawback of NeRF² is its computational complexity [130]. In a typical setup, NeRF² typically requires around 200 milliseconds for synthesizing the channel characteristics for a given scene. This exceeds the requirement of most latency-sensitive applications. Wen et al. recently proposed to utilize 3D Gaussian splatting (GS) to accelerate the environmental aware channel modeling, called wireless radiation field GS (WRF-GS) [130]. Under the same setup, WRF-GS only requires 5 milliseconds for channel synthesis, which is much more efficient than NeRF².

6) *Case Study 1: UM-MIMO Beam-Focusing*: We consider downlink beamforming (beam-focusing) [131] to maximize the sum-rates in a multi-user UM-MIMO system operating in the near-field region [82]. We will explain how to walk through the four essential steps to design an effective model-driven DL algorithm for this problem based on the NC framework.

- **Step 1: Determining Algorithmic Frameworks**: In the first step, we should determine which algorithmic framework to apply. Although the WMMSE algorithm offers near-optimal results, the complexity issue makes it hard to be implemented in UM-MIMO systems [111]. Therefore, we focus on non-iterative linear algorithms due to their lower computational complexity, and attempt to enhance their performance with the NC framework to achieve a performance comparable to WMMSE.
- **Step 2: Selecting Basis Algorithms**: We select the zero-forcing (ZF) beamformer as the basis algorithm due to its good tradeoff between complexity and performance. The bottleneck of ZF scheme is its sub-optimality when the number of users is large. Hence, we design a structured neural network module to calibrate the input to the ZF beamformer to enhance the performance, as in Fig. 5.
- **Step 3: Loss Function Design**: Using the direct loss requires generating optimal labels, which requires repeatedly running high-complexity iterative WMMSE algorithms, and is too expensive to implement. To avoid the cumbersome label generation process, we instead choose to a task-oriented loss to directly minimize the negative sum-rates of the considered system without labels. This greatly reduces the complexity of the training process.
- **Step 4: Neural Architecture Design**: We design a structured neural network based on the PE property of wireless networks. We model the wireless network as a directed graph, with nodes representing the base station and users, and edges representing transmission links. The beam-focusing task is then framed as an optimization problem over this graph, where the PE property ensures that the order of user presentation does not affect system performance. This property allows us to develop K duplicate convolutional neural networks (CNNs) with *shared* parameters for K users, significantly reducing the number of trainable parameters and training overhead. Additionally, since the CNNs use the same parameters, they can be applied to any number of users. Simulation

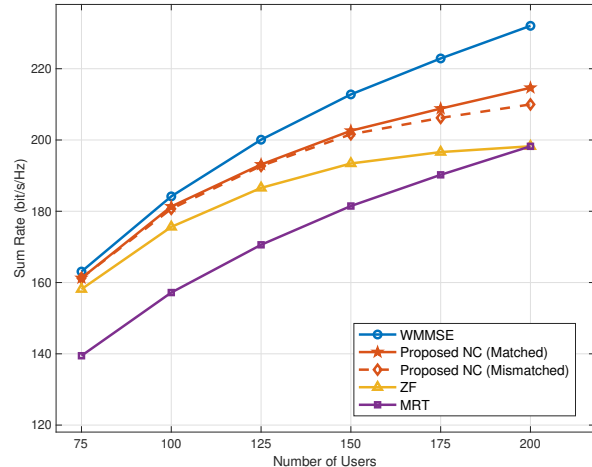


Fig. 6. Sum-rates as a function of the number of served near-field users [82]. We consider a 1024-element UM-MIMO array with -60 dBm noise power, 10 dB transmit power. MRT stands for maximum ratio transmission. The detailed simulation parameter are presented in [82].

results demonstrate that this approach effectively generalizes across varying numbers of users.

In Fig. 6, we showcase the advantages of the proposed NC-based ZF beamformer. The performance upper bound is the iterative WMMSE algorithm with a significantly high computational complexity. We also compare with the ZF and MRT schemes. In the ‘matched’ case, the number of users is the same during training and inference, while in the ‘mismatched’ case, the training stage contains 75 users, but more users (i.e., 75-200) appear during inference. We highlight the following observations from the simulation results. First, it is shown that the proposed NC-based ZF outperforms both the original ZF and the MRT schemes, and performs quite closely to the iterative WMMSE algorithm. In addition, the ‘mismatched’ case indicates that the NC-based scheme trained on a small-scale network can generalize to a much larger one. Lastly, the proposed NC-based beamformer has significant advantages in computational complexity. Despite the similar performance, the runtime of NC-based ZF scheme is only 0.16 seconds as compared to 19 seconds for the iterative WMMSE algorithm when the number of users is 150, which is nearly 118 times more efficient. While in this case study, we have assumed a fully-digital UM-MIMO system, it is interesting to further extend the NC framework to the AoSA architecture as a future direction [132], [133].

7) *Case Study 2: UM-MIMO Data Detection*: In the second case study, we switch our focus to the data detection problem, i.e., detecting data symbols \mathbf{x} from its noisy linear measurement $\mathbf{y} = \mathbf{H}\mathbf{x} + \mathbf{n}$, where \mathbf{H} is the multi-user UM-MIMO channel. In UM-MIMO systems, the dimension of the antenna array is huge. In this case study, we show how model-driven DL can significantly enhance the data detection performance while maintaining a low complexity [120], [121].

- **Step 1: Determining Algorithmic Frameworks**: In this case study, we will work on iterative detection algorithms

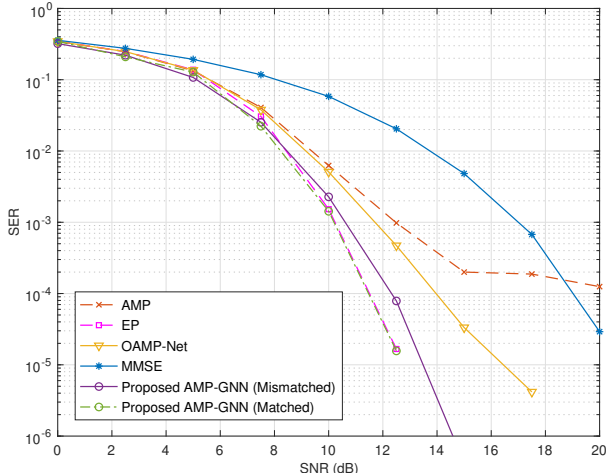


Fig. 7. SER comparison of AMP-GNN with other state-of-the-art detectors in a 32×24 MIMO system [121]. Since the number of RF chains is significantly smaller than that of antennas in THz UM-MIMO systems, baseband channels of 32×24 can correspond to systems with hundreds of antennas. The detailed simulation parameters are presented in [121].

due to their better performance than closed-form linear detectors, and we resort to FPNs to enhance them.

- Step 2: Selecting Basis Algorithms:** Iterative data detectors consist of a linear module (LM) and a non-linear module (NLM) in each iteration. The OAMP [134] and expectation propagation (EP) [135] detectors can offer a near-optimal performance close to the maximum likelihood (ML) detector, but entail a high-complexity matrix inversion operation in the LM that incurs *cubic* computational complexity w.r.t. the number of antennas. This is prohibitive in UM-MIMO systems with thousands of antennas. Conversely, AMP-based detectors are free of matrix inversion in the LE, whose complexity is only dominated by the matrix-vector product [136]. However, AMP generally has an inferior performance compared to OAMP and EP. Given that the computational complexity is a major bottleneck in UM-MIMO detection, we select the AMP detector as our basis algorithm, and apply model-driven DL techniques to enhance its inversion-free LM, and boost its performance to the near-optimal level with a low complexity.
- Step 3: Loss Function Design:** We employ a direct loss function, the ℓ_2 loss, to train the networks without special designs similar to most previous works in this direction [121]. Specially, we also notice efforts to design improved loss functions based on the general framework of neural feature learning [137], which can train detectors that generalize to different fading scenarios without the requirement of any online training [138], [139].
- Step 4: Neural Architecture Design:** The core of the LM in AMP-based detectors is to iteratively decouple the posterior probability $p(\mathbf{x}|\mathbf{H}, \mathbf{y})$ into a series of independent scalar probabilities $p(x_i|\mathbf{H}, \mathbf{y})$ where $i = 1, 2, \dots, N$ is the antenna index and N is the antenna number. Particularly, $p(x_i|\mathbf{H}, \mathbf{y})$ is assumed to be a Gaussian distribution

independent to other antenna indexes. The performance of the AMP detector is determined by the accuracy of this equivalent AWGN model, which is asymptotically true, but can be inaccurate with a finite number of antennas. Hence, in [121], we calibrate the LM of AMP by using a neural network to learn an accurate approximation for the Kullback-Leibler divergence, and enhance the accuracy of the AWGN model and further improve the performance. Specifically, we choose the GNNs since they obey the PE property of MIMO systems, and can thus be trained more efficiently and can generalize to different system scales.

In Fig. 7, we illustrate the symbol error rate (SER) performance of different detectors. As illustrated, the inversion-free AMP-GNN detector [121] significantly improves the performance of the AMP detector, and performs closely to the near-optimal EP detector with high-complexity matrix inversion. In the ‘matched’ case, the training and inference are both carried out in a 32×24 MIMO system. By contrast, in the mismatched case, we train the AMP-GNN using a mixture of 32×16 and 32×32 channels and test it in a 32×24 system. The mismatch in system scale causes little performance loss for AMP-GNN, which verifies its good scalability.

B. Roadmap 2: Physical Layer Foundation Models

In addition to model-driven DL, we propose a visionary concept, called *physical layer foundation models*. The central idea is that the design of various transceiver modules shares a common basis: the wireless channel. Knowledge about channel characteristics, such as distribution, second-order statistics, and features like sparsity or low-rankness, is fundamental to the design of all transceiver modules. Most existing works train *dedicated* neural networks for different transceiver modules, such as a channel estimation network, a CSI compression network, and a beamforming network, etc., each with its own task-oriented loss function. However, these separate networks may essentially be learning *similar* aspects related to the distribution of the wireless channel. Training a dedicated neural network model for each transceiver module can cause significant redundancy in computational complexity, memory usage, and deployment costs. The existence of a common basis, i.e., the wireless channel, for transceiver design suggests the possibility of developing a *unified foundation model*. This model could provide the essential information needed for designing a variety of downstream transceiver modules. This insight forms the basis for the concept of physical layer foundation models.

More specifically, physical layer foundation models aim to achieve two objectives. First, we would like to train a neural network to learn the score function of wireless channels from limited channel data or directly from raw received signals. The inspiration for using the score function comes from the success of score-based generative models [140] and diffusion models [141]. The neural network that estimates the score function can serve as an open-ended prior for the design of various transceiver modules. Second, we seek to develop model-driven DL frameworks that incorporate the physical layer foundation model as a flexible prior. This approach allows a *single*,

compact neural network model to function as a plug-and-play prior that can enable the optimal design of many different transceiver modules.

We will outline the four essential steps to train and apply physical layer foundation models and discuss an initial case study. The general research roadmap is illustrated in Fig. 4. The four steps include general frameworks, conditioning, site-specific adaptation, and the joint design with model-driven DL. Finally, we present a case study that applies physical layer foundation models to UM-MIMO channel estimation based on [91]. We will report technical details and more extensive results in a recent journal manuscript on physical layer foundation models for UM-MIMO transceivers [142].

1) *General Frameworks*: As shown in Fig. 4, the general framework contains two different levels. At the first level, we explore methods for training a neural network to estimate the score function⁷ of wireless channels. We discuss the training strategies in two scenarios: (1) when clean channel data are available, and (2) when only raw received signals are accessible, which can be both incomplete (due to the limited RF chains in the AoSA) and noisy. Afterwards, we discuss how to combine the neural score function estimator with the different sampling strategies to design a variety of transceiver modules. We first discuss level one, the training strategies.

- **Score Function from Channel Data**: When clean channel data \mathbf{h} are available from measurement campaigns, they can be used to train neural networks to estimate the score function $\mathbf{s}_\theta(\mathbf{h}) \approx \nabla_{\mathbf{h}} \log p(\mathbf{h})$, where $\mathbf{s}_\theta(\mathbf{h})$ is the neural score function estimator with parameters θ . We call such a network as ‘(prior) score network’ for simplicity. In the literature, the training of the score network has been extensively studied and can be achieved by denoising score matching [144], [145]. If clean channel data are available, we can directly pre-train based on these methods to obtain the score network. In addition, as the effective dimensionality of the high-frequency wireless channels is small due to the limited number of paths, it may be beneficial to first transform the channel into an appropriate sparse domain, and then perform training on such a domain, which is similar to the idea behind latent diffusion models [146].
- **Score Function from Raw Received Signals**: Depending on the system architectures, the raw received pilot signals can be either $\mathbf{y} = \mathbf{h} + \mathbf{n}$ in fully-digital systems [147] or $\mathbf{y} = \mathbf{M}\mathbf{h} + \mathbf{n}$ in hybrid analog-digital systems (such as the AoSA architecture) [37], [38], where \mathbf{n} denotes the AWGN vector, and \mathbf{M} is a fat measurement matrix. In the former case, the score function $\nabla_{\mathbf{h}} \log p(\mathbf{h})$ can be estimated using empirical Bayesian methods based on the SURE loss [113], [148]. Meanwhile, for the AoSA architecture, the GSURE loss [114] has been adopted as an extension in [142].

We then discuss the second level, i.e., how to apply the physical layer foundation models as an open-ended prior to enable a variety of downstream tasks in transceiver design. We discuss

⁷For (vectorized) wireless channels $\mathbf{h} \sim p(\mathbf{h})$, the *prior score* is defined as the gradient of log-density function of the channels, i.e., $\nabla_{\mathbf{h}} \log p(\mathbf{h})$ [143].

four cases in the following, including prior sampling, posterior sampling, sequential sampling, and joint sampling, which are certainly non-exhaustive. More interesting applications remain to be discovered.

- **Prior Sampling for Data Augmentation**: Once the (prior) score network $\mathbf{s}_\theta(\mathbf{h}) \approx \nabla_{\mathbf{h}} \log p(\mathbf{h})$ has been pre-trained on the available channel data or the raw received signals, we can then sample from it by using score-based generative models to synthesize more channel data [140]. The synthetic channel data can be combined with the measured channel data for data augmentation, creating an expanded dataset that supports various downstream tasks in transceiver design. Initial results have demonstrated the effectiveness of score-based data augmentation in enhancing the performance of DL-based channel compression, channel coding, uplink-downlink channel mapping, beam alignment, hardware impairment mitigation, constellation shaping, and Wi-Fi sensing [89], [90], [149], [150], [151].
- **Posterior Sampling for Inverse Problems**: Inverse problems are common in wireless transceiver design, including channel estimation and tracking. For THz UM-MIMO systems, the system model for channel estimation can be simplified as $\mathbf{y} = \mathbf{M}\mathbf{h} + \mathbf{n}$ after vectorization, where \mathbf{y} refers to the received pilot signals, and \mathbf{n} is the AWGN. Particularly, \mathbf{M} is the measurement matrix jointly determined by the pilot symbols and the pilot combiners and is perfectly known in the system, which is a fat matrix since the number of RF chains is significantly smaller than that of antennas in the AoSA architecture. We are interested in estimating the channels \mathbf{h} from the received pilot signals \mathbf{y} . Suppose that the channels follow a prior distribution $\mathbf{h} \sim p(\mathbf{h})$, the channel estimation problem can be solved from a Bayesian perspective by *posterior sampling* based on diffusion models. The forward diffusion process follows a Markov chain with gradually added Gaussian noise from \mathbf{h}_0 to \mathbf{h}_T , while the reverse sampling process follows from \mathbf{h}_T to \mathbf{h}_0 . To incorporate information from the system model, the *posterior score* is given by $\nabla_{\mathbf{h}_t} \log p(\mathbf{h}_t|\mathbf{y}) = \nabla_{\mathbf{h}_t} \log p(\mathbf{h}_t) + \nabla_{\mathbf{h}_t} \log p(\mathbf{y}|\mathbf{h}_t)$ by using the Bayes’ rule. In this equation, the prior score $\nabla_{\mathbf{h}_t} \log p(\mathbf{h}_t)$ is available from pre-trained physical layer foundation models. We need to derive the *likelihood score* $\nabla_{\mathbf{h}_t} \log p(\mathbf{y}|\mathbf{h}_t)$ based on the system model $\mathbf{y} = \mathbf{M}\mathbf{h} + \mathbf{n}$ to complete the picture. In this regard, Meng et al. proposed a technique called noise-perturbed pseudo-likelihood score to approximate the true likelihood score with low computational complexity for the linear system model $\mathbf{y} = \mathbf{M}\mathbf{h} + \mathbf{n}$ [152]. They further extend a similar idea to quantized inverse problems $\mathbf{y} = Q(\mathbf{M}\mathbf{h} + \mathbf{n})$ in [153], where $Q(\cdot)$ denotes a uniform quantizer. Such a technique has recently been applied to channel estimation in quantized MIMO systems with low-resolution analog-to-digital converters (ADCs) [154].
- **Sequential Sampling for Compression**: CSI compression and feedback is a fundamental part of frequency division duplex (FDD) massive MIMO systems. In the downlink of such systems, the users should estimate the channels

and feed them back to the base stations. Previous compression algorithms are mostly based on discriminative, instead of generative, learning [103], [155]. Generative physical layer foundation models can also be utilized for CSI compression and decompression. The basic idea is sequential sampling, which uses a posterior sampler based on pre-trained physical layer foundation models to iteratively gather informative channel measurements for compression via adaptive compressed sensing [156], and then decompresses the codewords by reversing these steps to reconstruct the channels.

- **Joint Sampling for Cross-Module Design:** Considering the UM-MIMO systems, the pilot overhead required for accurate channel estimation is significant due to the high dimensionality and the limited number of RF chains. To address this issue, joint channel estimation and data detection algorithm can be considered to reduce pilot overhead. Such a cross-module design can also be easily supported by physical layer foundation models. To accomplish this goal, one can first establish a diffusion process that represents the joint distribution of the channels and symbols given the noisy received pilot signals, and subsequently run the reverse denoising process to generate samples. In contrast to the continuous prior distribution of channels, the prior distribution of symbols are discrete in nature. It is thus difficult to compute the score function of symbols in the diffusion model. To tackle this, the authors of [157], [158] proposed the annealed Langevin dynamics algorithm to incorporate the discrete nature of the constellation elements so that the joint sampling can work. It is also interesting to further discover other possible cross-module designs such as joint channel estimation and decoding in future research.

2) *Conditioning:* In practical applications, it is important to enhance the generality of physical layer foundation models so that they can effectively adapt to various scenarios and environmental conditions without retraining. Conditional generation plays a crucial role in achieving this objective by incorporating a conditional label, denoted as \mathbf{c} , into the score function, such as $\mathbf{s}_\theta(\mathbf{h}, \mathbf{c})$. This label specifies the particular type of the generated channels, enabling the model to tailor its output to specific conditions [159], [160].

Several advantages can be harnessed by the conditioning technique for physical layer foundation models. First, it enhances the efficiency. By using conditioning, a single model can generate diverse types of channels by leveraging conditional generation, which eliminates the need for training multiple models and makes it easy for practical deployment. For example, when the conditional label is the whether, the same model can serve as the score network and generate channels for both sunny and rainy days. In addition, it increases the generalization capability. Well-trained conditional models can generate a wide variety of channel samples with different characteristics, which enhances the model's capability to generalize beyond the original training data and can improve the performance of data augmentation. Commonly used conditional labels include the position in the environment

and the link status such as uplink/downlink, LoS/non-LoS, etc. In addition, it is also a promising direction to incorporate multi-modal information into the conditional labels. For instance, data from vision cameras can effectively assess environmental status and serve as a potential conditional label. However, incorporating multi-modal data for conditioning can be overly complex and costly. It is advisable to borrow the idea from semantic [161] or task-oriented communications [162], [163] to generate labels that capture the minimal sufficient information of the environment.

3) *Site-Specific Adaptation:* When deploying the physical layer foundation models in different sites, the performance can degrade due to the difference in the environments. In this case, it is important to design site-specific adaptation schemes to fine-tune the model. The vanilla scheme is to fine-tune the whole model in the new environment. However, this can be prohibitive if the number of parameters is huge. Considering the potential scale of the foundation model in the future, it is important to design parameter-efficient fine-tuning (PEFT) schemes that only retrain a small portion of the total parameters to adapt to the new environment. We may resort the existing fine-tuning schemes for large language models (LLMs) for some inspiration. The adapter tuning scheme adds a few linear layers inside the transformer for better results but can increase the inference delay [164]. The bit-fit methods only fine-tune the bias terms, which lead to a lower computational cost but degrades the performance [165]. One of the most popular methods is the low-rank adaptation (LoRA) scheme [166]. LoRA is a fine-tuning technique for transformer models that freezes the pre-trained weights and introduce trainable low-rank matrices into each layer, which reduces computational complexity and preserves parallel processing capabilities. When multiple devices (such as base stations) participate in the fine-tuning of physical layer foundation models, LoRA can be further extended to federated LoRA over wireless networks to support collaborative PEFT [167], [168], and at the same time, protect the raw data privacy [169].

4) *Joint Design with Model-Driven DL:* On the one hand, the sampling strategies mentioned above, combined with the learned score network, already belong to model-driven DL frameworks. On the other hand, the score function is related to the MMSE denoiser of various types of exponential family noise. Please refer to [117] for a detailed introduction. Hence, it is natural to integrate it with the AMP-family algorithms [170] through the denoising AMP framework [110] to solve of a variety of inverse problems in physical layer communications. The idea of 'separation' is the core for the joint design of model-driven DL and physical layer foundation models. Model-driven DL separates *system-specific* attributes (e.g., typical to a certain system model) from *system-agnostic* characteristics that are shared across different system architectures and transceiver modules (e.g., the prior distribution of channels). Model-driven DL provides an interface for the separation, and takes into account the *system-specific* considerations. As a complement, physical layer foundation models can provide the prior knowledge about the shared *system-agnostic* components, and can be seamlessly combined with different model-driven DL frameworks to solve diverse problems.

5) *Case Study: Physical Layer Foundation Models for UM-MIMO Channel Estimation*: We present an initial case study on training the physical layer foundation model using denoising score matching from the raw received pilot signals, and then apply it to UM-MIMO channel estimation. The simulation details can be found in [91]. More applications will be available in our upcoming journal paper [142].

- **Step 1: Determining General Frameworks**: We consider training the score network from the raw received signals⁸ $\mathbf{y} = \mathbf{h} + \mathbf{n}$. Slightly different from the original physical layer foundation model described above, we train the score network of the received signals \mathbf{y} , which is denoted by $s_\theta(\mathbf{y})$, by using denoising auto-encoders [91]. Based on the score network and the Tweedie’s formula [171], the MMSE-optimal channel denoiser can be obtained in closed form. This solves the channel estimation for system model $\mathbf{y} = \mathbf{h} + \mathbf{n}$. For the general system model $\mathbf{y} = \mathbf{M}\mathbf{h} + \mathbf{n}$, we choose to incorporate the denoiser as the NLE of the OAMP algorithm to jointly design with model-driven DL.
- **Step 2: Conditioning**: In this initial case study, we did not consider conditioning and just pre-trained an unconditional score network owing to limited time. Nevertheless, it is easy to follow the conditioning procedure introduced before to further enhance the model.
- **Step 3: Site-Specific Adaptation**: Since here we consider the score function $s_\theta(\mathbf{y})$ of the received pilot signals \mathbf{y} , the denoising score matching loss can be computed solely based on \mathbf{y} . Hence, the model can be adapted whenever there are new received pilot signals arriving. We just used vanilla online learning to tune the model, and found that it can quickly adapt to the change in the channel covariance matrix within a couple times of pilot transmission [91].
- **Step 4: Joint Design with Model-Driven DL**: The AoSA architecture results in a smaller number of RF chains than the number of antennas. As a result, UM-MIMO channel estimation becomes a compressive sensing problem. We adopt the FPN framework and select OAMP as the basis algorithm. The LE of OAMP can be derived in closed form, which utilizes information from the system model to decouple the original compressive sensing problem into equivalent AWGN denoising problems for the NLE module to solve. The bottleneck of OAMP lies in the unknown prior distribution. Bayes-optimal OAMP requires the NLE to be the MMSE channel denoiser [110], [134], which, luckily, can be derived based on the physical layer foundation model by using Tweedie’s formula [91], [171].

In Fig. 8, we present the NMSE performance of compressive channel estimation in UM-MIMO systems as a function of the received SNR. We have adopted a spherical-wave model for the near-field UM-MIMO channel [91]. The performance bound is the oracle MMSE method, which assumes that perfect knowledge about the channel distribution is available. As observed, the proposed physical layer foundation model

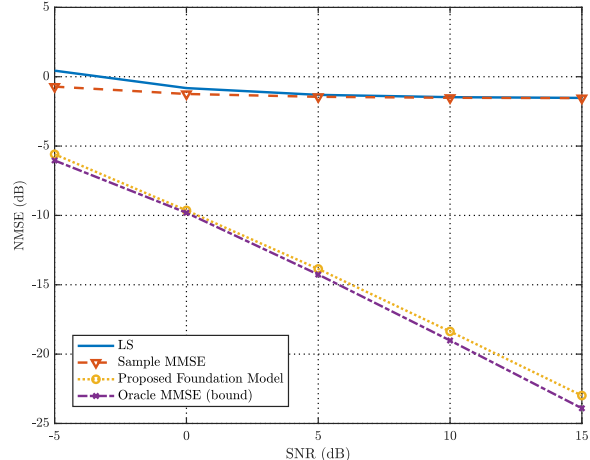


Fig. 8. NMSE versus the received SNR when the under-sampling ratio is 0.3 [91]. We consider a 1024-antenna UM-MIMO array. The under-sampling ratio is the number of columns in matrix \mathbf{M} divided by its number of rows. The detailed simulation parameters are presented in [91]

performs closely to the bound across different SNR levels, and significantly outperforms both the LS and the sample MMSE estimators, which verifies its effectiveness. While in this case study we did not touch upon the wideband beam squint effect, the proposed framework can be readily extended to handle such scenarios in a similar manner as [42] and [172].

V. CONCLUSIONS AND TAKEAWAYS

In this paper, we presented a methodological study on applying AI to address complex challenges in THz UM-MIMO systems. While both AI and THz technology are recognized as crucial enablers for 6G and beyond, their intersection remains in its early stages. We aim for this study to help bridge that gap. The first half of the paper focuses on the system and channel characteristics of THz UM-MIMO systems, illustrating how these challenges naturally prompt the application of AI. The second half outlines two research roadmaps: model-driven DL and physical layer foundation models, which are essential for developing AI solutions in THz UM-MIMO systems. We outlined four essential steps for each roadmap with both high-level ideas and detailed explanations, and analyzed some representative case studies. As an emerging interdisciplinary field, there is still significant progress to be made.

In closing, we would like to offer the following key takeaways. First, the essence of model-driven DL is to leverage the expert knowledge inherent in the system and let AI focus only on the bottleneck modules that are either ‘hard to compute’ or ‘hard to model’. It is important not to ‘reinvent the wheel’ by attempting to learn something that is already available in the system model. It is preferable to design appropriate loss functions and neural architectures tailored to the specific features and requirements of the problem at hand. Always keeping the ‘model’ in mind is fundamental to the success of model-driven DL.

Second, the essence of physical layer foundation models is to identify and separate out the common ground of diverse

⁸This corresponds to the fully-digital system model. For the AoSA architecture in UM-MIMO systems, such a system model can be achieved by stacking the received signals of multiple time slots together.

tasks, and focus on learning these ‘foundations’. The goal is to enable a single, compact foundation model to contribute to the design of a wide variety of transceiver modules. A few frameworks may be instrumental for separating out the ‘foundation’ of different problems. One such example is Bayesian inference, where the prior and the likelihood could be separated [173]. Another example is the information-theoretical framework of neural feature learning which separates feature learning from feature usages [137]. It is worthwhile to follow these directions and dig deeper into the core of physical layer foundation models while discovering more applications in this promising field.

REFERENCES

- [1] Cisco, “Cisco annual internet report (2018-2023),” <https://www.cisco.com/c/en/us/solutions/executive-perspectives/annual-internet-report/index.html>, 2023, accessed: 2023-11-27.
- [2] Huawei, “Preparing for a cloud VR/AR future,” https://www-file.huawei.com/-/media/corporate/pdf/x-lab/cloud_vr_ar_white_paper_en.pdf?la=en, 2017, accessed: 2024-11-27.
- [3] K. B. Letaief, W. Chen, Y. Shi, J. Zhang, and Y.-J. A. Zhang, “The roadmap to 6G: AI empowered wireless networks,” *IEEE Communications Magazine*, vol. 57, no. 8, pp. 84–90, 2019.
- [4] K. B. Letaief, Y. Shi, J. Lu, and J. Lu, “Edge artificial intelligence for 6G: Vision, enabling technologies, and applications,” *IEEE Journal on Selected Areas in Communications*, vol. 40, no. 1, pp. 5–36, 2021.
- [5] S. Dang, O. Amin, B. Shihada, and M.-S. Alouini, “What should 6G be?” *Nature Electronics*, vol. 3, no. 1, pp. 20–29, 2020.
- [6] X. You, C.-X. Wang, J. Huang, X. Gao, Z. Zhang, M. Wang, Y. Huang, C. Zhang, Y. Jiang, J. Wang *et al.*, “Towards 6G wireless communication networks: Vision, enabling technologies, and new paradigm shifts,” *Science China Information Sciences*, vol. 64, pp. 1–74, 2021.
- [7] “Future technology trends of terrestrial international mobile telecommunications systems towards 2030 and beyond,” International Telecommunication Union, ITU-R Report R-REP-M.2516-2022, 2022, accessed: 2024-11-27. [Online]. Available: https://www.itu.int/dms_pub/itu-r/opb/rep/R-REP-M.2516-2022-PDF-E.pdf
- [8] 5G Americas, “ITU’s IMT-2030 vision: Navigating towards 6G in the Americas,” https://www.5gamericas.org/wp-content/uploads/2024/08/ITUs-IMT-2030-Vision_Id.pdf, 2024, accessed: 2024-11-27.
- [9] IMT-2030 (6G) Promotion Group, “White paper on 6G vision and candidate technologies,” <http://www.caict.ac.cn/english/news/202106/P020210608349616163475.pdf>, 2021, accessed: 2024-11-27.
- [10] T. S. Rappaport, Y. Xing, O. Kanhere, S. Ju, A. Madanayake, S. Mandal, A. Alkhateeb, and G. C. Trichopoulos, “Wireless communications and applications above 100 GHz: Opportunities and challenges for 6G and beyond,” *IEEE Access*, vol. 7, pp. 78 729–78 757, 2019.
- [11] Federal Communications Commission, “FCC takes steps to open spectrum horizons for new services and technologies,” Federal Communications Commission, Tech. Rep., 2018, accessed: 2024-12-01. [Online]. Available: <https://docs.fcc.gov/public/attachments/doc-356588a1.pdf>
- [12] V. Petrov, T. Kurner, and I. Hosako, “IEEE 802.15.3d: First standardization efforts for sub-terahertz band communications toward 6G,” *IEEE Communications Magazine*, vol. 58, no. 11, pp. 28–33, 2020.
- [13] T. L. Marzetta, “Noncooperative cellular wireless with unlimited numbers of base station antennas,” *IEEE Transactions on Wireless Communications*, vol. 9, no. 11, pp. 3590–3600, 2010.
- [14] E. Björnson, L. Sanguinetti, H. Wymeersch, J. Hoydis, and T. L. Marzetta, “Massive MIMO is a reality—what is next?: Five promising research directions for antenna arrays,” *Digital Signal Processing*, vol. 94, pp. 3–20, 2019.
- [15] E. D. Carvalho, A. Ali, A. Amiri, M. Angelichinoski, and R. W. Heath, “Non-stationarities in extra-large-scale massive MIMO,” *IEEE Wireless Communications*, vol. 27, no. 4, pp. 74–80, 2020.
- [16] J. C. Marinello, T. Abr  o, A. Amiri, E. de Carvalho, and P. Popovski, “Antenna selection for improving energy efficiency in XL-MIMO systems,” *IEEE Transactions on Vehicular Technology*, vol. 69, no. 11, pp. 13 305–13 318, 2020.
- [17] Z. Wang, J. Zhang, H. Du, D. Niyato, S. Cui, B. Ai, M. Debbah, K. B. Letaief, and H. V. Poor, “A tutorial on extremely large-scale MIMO for 6G: Fundamentals, signal processing, and applications,” *IEEE Communications Surveys & Tutorials*, vol. 26, no. 3, pp. 1560–1605, 2024.
- [18] A. Amiri, M. Angelichinoski, E. de Carvalho, and R. W. Heath, “Extremely large aperture massive MIMO: Low complexity receiver architectures,” in *2018 IEEE Globecom Workshops (GC Wkshps)*, 2018, pp. 1–6.
- [19] S. Ye, M. Xiao, M.-W. Kwan, Z. Ma, Y. Huang, G. Karagiannidis, and P. Fan, “Extremely large aperture array (ELAA) communications: Foundations, research advances and challenges,” *IEEE Open Journal of the Communications Society*, vol. 5, pp. 7075–7120, 2024.
- [20] E. Björnson, F. Kara, N. Kolomvakis, A. Kosasih, P. Ramezani, and M. B. Salman, “Enabling 6G performance in the upper mid-band by transitioning from massive to gigantic MIMO,” *arXiv preprint arXiv:2407.05630*, 2024.
- [21] I. F. Akyildiz and J. M. Jornet, “Realizing ultra-massive MIMO (1024× 1024) communication in the (0.06–10) terahertz band,” *Nano Communication Networks*, vol. 8, pp. 46–54, 2016.
- [22] A. Faisal, H. Sameddeen, H. Dahrouj, T. Y. Al-Naffouri, and M.-S. Alouini, “Ultramassive MIMO systems at terahertz bands: Prospects and challenges,” *IEEE Vehicular Technology Magazine*, vol. 15, no. 4, pp. 33–42, 2020.
- [23] E. Björnson, C.-B. Chae, R. W. Heath Jr, T. L. Marzetta, A. Mezghani, L. Sanguinetti, F. Rusek, M. R. Castellanos, D. Jun, and Ö. T. Demir, “Towards 6G MIMO: Massive spatial multiplexing, dense arrays, and interplay between electromagnetics and processing,” *arXiv preprint arXiv:2401.02844*, 2024.
- [24] B. Ning, Z. Tian, W. Mei, Z. Chen, C. Han, S. Li, J. Yuan, and R. Zhang, “Beamforming technologies for ultra-massive MIMO in terahertz communications,” *IEEE Open Journal of the Communications Society*, vol. 4, pp. 614–658, 2023.
- [25] H. Sameddeen, M.-S. Alouini, and T. Y. Al-Naffouri, “An overview of signal processing techniques for terahertz communications,” *Proceedings of the IEEE*, vol. 109, no. 10, pp. 1628–1665, 2021.
- [26] H. Chen, H. Sameddeen, T. Ballal, H. Wymeersch, M.-S. Alouini, and T. Y. Al-Naffouri, “A tutorial on terahertz-band localization for 6G communication systems,” *IEEE Communications Surveys & Tutorials*, vol. 24, no. 3, pp. 1780–1815, 2022.
- [27] C. Han, Y. Wu, Z. Chen, Y. Chen, and G. Wang, “THz ISAC: A physical-layer perspective of terahertz integrated sensing and communication,” *IEEE Communications Magazine*, vol. 62, no. 2, pp. 102–108, 2024.
- [28] A. M. Elbir, K. V. Mishra, S. Chatzinotas, and M. Bennis, “Terahertz-band integrated sensing and communications: Challenges and opportunities,” *IEEE Aerospace and Electronic Systems Magazine*, pp. 1–10, 2024.
- [29] J. M. Jornet and I. F. Akyildiz, “Graphene-based plasmonic nano-antenna for terahertz band communication in nanonetworks,” *IEEE Journal on selected areas in communications*, vol. 31, no. 12, pp. 685–694, 2013.
- [30] F. Lemic, S. Abadal, W. Tavernier, P. Stroobant, D. Colle, E. Alarcon, J. Marquez-Barja, and J. Famaey, “Survey on terahertz nanocommunication and networking: A top-down perspective,” *IEEE Journal on Selected Areas in Communications*, vol. 39, no. 6, pp. 1506–1543, 2021.
- [31] H. Do, S. Cho, J. Park, H.-J. Song, N. Lee, and A. Lozano, “Terahertz line-of-sight MIMO communication: Theory and practical challenges,” *IEEE Communications Magazine*, vol. 59, no. 3, pp. 104–109, 2021.
- [32] H.-J. Song and N. Lee, “Terahertz communications: Challenges in the next decade,” *IEEE Transactions on Terahertz Science and Technology*, vol. 12, no. 2, pp. 105–117, 2021.
- [33] W. Yu, Y. Shen, H. He, X. Yu, J. Zhang, and K. B. Letaief, “Hybrid far-and near-field channel estimation for THz ultra-massive MIMO via fixed point networks,” in *GLOBECOM 2022-2022 IEEE Global Communications Conference*. IEEE, 2022, pp. 5384–5389.
- [34] C. Han, Y. Chen, L. Yan, Z. Chen, and L. Dai, “Cross far-and near-field wireless communications in terahertz ultra-large antenna array systems,” *IEEE Wireless Communications*, 2024.
- [35] J. Wang, C.-X. Wang, J. Huang, H. Wang, and X. Gao, “A general 3D space-time-frequency non-stationary THz channel model for 6G ultra-massive MIMO wireless communication systems,” *IEEE Journal on Selected Areas in Communications*, vol. 39, no. 6, pp. 1576–1589, 2021.
- [36] B. Wang, M. Jian, F. Gao, G. Y. Li, and H. Lin, “Beam squint and channel estimation for wideband mmwave massive MIMO-OFDM

- systems," *IEEE Transactions on Signal Processing*, vol. 67, no. 23, pp. 5893–5908, 2019.
- [37] C. Lin and G. Y. Li, "Terahertz communications: An array-of-subarrays solution," *IEEE Communications Magazine*, vol. 54, no. 12, pp. 124–131, 2016.
- [38] J. Zhang, X. Yu, and K. B. Letaief, "Hybrid beamforming for 5G and beyond millimeter-wave systems: A holistic view," *IEEE Open Journal of the Communications Society*, vol. 1, pp. 77–91, 2020.
- [39] S. Bicaïs and J.-B. Dore, "Design of digital communications for strong phase noise channels," *IEEE Open Journal of Vehicular Technology*, vol. 1, pp. 227–243, 2020.
- [40] Z. Sha and Z. Wang, "Channel estimation and equalization for terahertz receiver with RF impairments," *IEEE Journal on Selected Areas in Communications*, vol. 39, no. 6, pp. 1621–1635, 2021.
- [41] Y. Wu, J. D. Koch, M. Vossiek, R. Schober, and W. Gerstacker, "MI detection without CSI for constant-weight codes in THz communications with strong phase noise," in *GLOBECOM 2022-2022 IEEE Global Communications Conference*. IEEE, 2022, pp. 831–836.
- [42] W. Yu, Y. Shen, H. He, X. Yu, S. Song, J. Zhang, and K. B. Letaief, "An adaptive and robust deep learning framework for THz ultra-massive MIMO channel estimation," *IEEE Journal of Selected Topics in Signal Processing*, vol. 17, no. 4, pp. 761–776, 2023.
- [43] T. O'shea and J. Hoydis, "An introduction to deep learning for the physical layer," *IEEE Transactions on Cognitive Communications and Networking*, vol. 3, no. 4, pp. 563–575, 2017.
- [44] Y. Shi, L. Lian, Y. Shi, Z. Wang, Y. Zhou, L. Fu, L. Bai, J. Zhang, and W. Zhang, "Machine learning for large-scale optimization in 6G wireless networks," *IEEE Communications Surveys & Tutorials*, 2023.
- [45] N. Ye, S. Miao, J. Pan, Q. Ouyang, X. Li, and X. Hou, "Artificial intelligence for wireless physical-layer technologies (AI4PHY): A comprehensive survey," *IEEE Transactions on Cognitive Communications and Networking*, vol. 10, no. 3, pp. 729–755, 2024.
- [46] E. Bjornson and P. Giselsson, "Two applications of deep learning in the physical layer of communication systems [lecture notes]," *IEEE Signal Processing Magazine*, vol. 37, no. 5, pp. 134–140, 2020.
- [47] Y. Bengio, A. Lodi, and A. Prouvost, "Machine learning for combinatorial optimization: a methodological tour d'horizon," *European Journal of Operational Research*, vol. 290, no. 2, pp. 405–421, 2021.
- [48] Z. Qin, H. Ye, G. Y. Li, and B.-H. F. Juang, "Deep learning in physical layer communications," *IEEE Wireless Communications*, vol. 26, no. 2, pp. 93–99, 2019.
- [49] H. He, S. Jin, C.-K. Wen, F. Gao, G. Y. Li, and Z. Xu, "Model-driven deep learning for physical layer communications," *IEEE Wireless Communications*, vol. 26, no. 5, pp. 77–83, 2019.
- [50] N. Van Huynh, J. Wang, H. Du, D. T. Hoang, D. Niyato, D. N. Nguyen, D. I. Kim, and K. B. Letaief, "Generative AI for physical layer communications: A survey," *IEEE Transactions on Cognitive Communications and Networking*, vol. 10, no. 3, pp. 706–728, 2024.
- [51] W. Yu, F. Söhrabi, and T. Jiang, "Role of deep learning in wireless communications," *IEEE BITS the Information Theory Magazine*, vol. 2, no. 2, pp. 56–72, 2022.
- [52] J. G. Andrews, T. E. Humphreys, and T. Ji, "6G takes shape," *IEEE BITS the Information Theory Magazine*, pp. 1–38, 2024.
- [53] H. He, C.-K. Wen, S. Jin, and G. Y. Li, "Model-driven deep learning for MIMO detection," *IEEE Transactions on Signal Processing*, vol. 68, pp. 1702–1715, 2020.
- [54] T. Raviv and N. Shlezinger, "Data augmentation for deep receivers," *IEEE Transactions on Wireless Communications*, vol. 22, no. 11, pp. 8259–8274, 2023.
- [55] N. Soltani, K. Sankhe, J. Dy, S. Ioannidis, and K. Chowdhury, "More is better: Data augmentation for channel-resilient RF fingerprinting," *IEEE Communications Magazine*, vol. 58, no. 10, pp. 66–72, 2020.
- [56] R. Shafin, L. Liu, V. Chandrasekhar, H. Chen, J. Reed, and J. C. Zhang, "Artificial intelligence-enabled cellular networks: A critical path to beyond-5G and 6G," *IEEE Wireless Communications*, vol. 27, no. 2, pp. 212–217, 2020.
- [57] I. F. Akyildiz, C. Han, Z. Hu, S. Nie, and J. M. Jornet, "Terahertz band communication: An old problem revisited and research directions for the next decade," *IEEE Transactions on Communications*, vol. 70, no. 6, pp. 4250–4285, 2022.
- [58] J. Hall, J. M. Jornet, N. Thawdar, T. Melodia, and F. Restuccia, "Deep learning at the physical layer for adaptive terahertz communications," *IEEE Transactions on Terahertz Science and Technology*, vol. 13, no. 2, pp. 102–112, 2023.
- [59] D. Bodet, J. Hall, A. Masihi, N. Thawdar, T. Melodia, F. Restuccia, and J. M. Jornet, "Data signals for deep learning applications in terahertz communications," *Computer Networks*, vol. 254, p. 110800, 2024.
- [60] C. Han, W. Gao, N. Yang, and J. M. Jornet, "Molecular absorption effect: A double-edged sword of terahertz communications," *IEEE Wireless Communications*, vol. 30, no. 4, pp. 140–146, 2022.
- [61] S. Tarboush, H. Sarrivedden, H. Chen, M. H. Loukil, H. Jemaa, M.-S. Alouini, and T. Y. Al-Naffouri, "TeraMIMO: A channel simulator for wideband ultra-massive MIMO terahertz communications," *IEEE Transactions on Vehicular Technology*, vol. 70, no. 12, pp. 12325–12341, 2021.
- [62] O. E. Ayach, S. Rajagopal, S. Abu-Surra, Z. Pi, and R. W. Heath, "Spatially sparse precoding in millimeter wave MIMO systems," *IEEE Transactions on Wireless Communications*, vol. 13, no. 3, pp. 1499–1513, 2014.
- [63] X. Yu, J.-C. Shen, J. Zhang, and K. B. Letaief, "Alternating minimization algorithms for hybrid precoding in millimeter wave MIMO systems," *IEEE Journal of Selected Topics in Signal Processing*, vol. 10, no. 3, pp. 485–500, 2016.
- [64] Y. Huang, Y. Li, H. Ren, J. Lu, and W. Zhang, "Multi-panel MIMO in 5G," *IEEE Communications Magazine*, vol. 56, no. 3, pp. 56–61, 2018.
- [65] J. Dai, A. Liu, and V. K. N. Lau, "FDD massive MIMO channel estimation with arbitrary 2D-array geometry," *IEEE Transactions on Signal Processing*, vol. 66, no. 10, pp. 2584–2599, 2018.
- [66] J. Tan and L. Dai, "Delay-phase precoding for THz massive MIMO with beam split," in *2019 IEEE Global Communications Conference (GLOBECOM)*, 2019, pp. 1–6.
- [67] F. Gao, B. Wang, C. Xing, J. An, and G. Y. Li, "Wideband beamforming for hybrid massive MIMO terahertz communications," *IEEE Journal on Selected Areas in Communications*, vol. 39, no. 6, pp. 1725–1740, 2021.
- [68] J. Tan and L. Dai, "THz precoding for 6G: Challenges, solutions, and opportunities," *IEEE Wireless Communications*, vol. 30, no. 4, pp. 132–138, 2024.
- [69] V. V. Ratnam, J. Mo, A. Alammouri, B. L. Ng, J. Zhang, and A. F. Molisch, "Joint phase-time arrays: A paradigm for frequency-dependent analog beamforming in 6G," *IEEE Access*, vol. 10, pp. 73364–73377, 2022.
- [70] J. Tan and L. Dai, "Wideband beam tracking in THz massive MIMO systems," *IEEE Journal on Selected Areas in Communications*, vol. 39, no. 6, pp. 1693–1710, 2021.
- [71] T. Zheng, M. Cui, Z. Wu, and L. Dai, "Near-field wideband beam training based on distance-dependent beam split," *IEEE Transactions on Wireless Communications*, pp. 1–14, 2024.
- [72] C. Han, Y. Wang, Y. Li, Y. Chen, N. A. Abbasi, T. Kürner, and A. F. Molisch, "Terahertz wireless channels: A holistic survey on measurement, modeling, and analysis," *IEEE Communications Surveys & Tutorials*, vol. 24, no. 3, pp. 1670–1707, 2022.
- [73] D. Serghiou, M. Khalily, T. W. Brown, and R. Tafazolli, "Terahertz channel propagation phenomena, measurement techniques and modeling for 6G wireless communication applications: A survey, open challenges and future research directions," *IEEE Communications Surveys & Tutorials*, vol. 24, no. 4, pp. 1957–1996, 2022.
- [74] V. Petrov, J. M. Jornet, and A. Singh, "Near-field 6G networks: Why mobile terahertz communications MUST operate in the near field," in *GLOBECOM 2023-2023 IEEE Global Communications Conference*. IEEE, 2023, pp. 3983–3989.
- [75] J.-S. Jiang and M. Ingram, "Spherical-wave model for short-range MIMO," *IEEE Transactions on Communications*, vol. 53, no. 9, pp. 1534–1541, 2005.
- [76] X. Wei and L. Dai, "Channel estimation for extremely large-scale massive MIMO: Far-field, near-field, or hybrid-field?" *IEEE Communications Letters*, vol. 26, no. 1, pp. 177–181, 2022.
- [77] S. Tarboush, A. Ali, and T. Y. Al-Naffouri, "Cross-field channel estimation for ultra massive-MIMO THz systems," *IEEE Transactions on Wireless Communications*, 2024.
- [78] L. Yan, C. Han, and J. Yuan, "A dynamic array-of-subarrays architecture and hybrid precoding algorithms for terahertz wireless communications," *IEEE Journal on Selected Areas in Communications*, vol. 38, no. 9, pp. 2041–2056, 2020.
- [79] W. Gao, Y. Chen, C. Han, and Z. Chen, "Distance-adaptive absorption peak modulation (DA-APM) for terahertz covert communications," *IEEE Transactions on Wireless Communications*, vol. 20, no. 3, pp. 2064–2077, 2021.
- [80] Y. Heng, J. Mo, and J. G. Andrews, "Learning site-specific probing beams for fast mmwave beam alignment," *IEEE Transactions on Wireless Communications*, vol. 21, no. 8, pp. 5785–5800, 2022.

- [81] J. Hoydis, S. Cammerer, F. A. Aoudia, A. Vem, N. Binder, G. Marcus, and A. Keller, "Sionna: An open-source library for next-generation physical layer research," *arXiv preprint arXiv:2203.11854*, 2022.
- [82] W. Yu, Y. Ma, H. He, S. Song, J. Zhang, and K. B. Letaief, "Deep learning for near-field XL-MIMO transceiver design: Principles and techniques," *IEEE Communications Magazine*, pp. 1–7, 2024.
- [83] M. Cui, Z. Wu, Y. Lu, X. Wei, and L. Dai, "Near-field MIMO communications for 6G: Fundamentals, challenges, potentials, and future directions," *IEEE Communications Magazine*, vol. 61, no. 1, pp. 40–46, 2023.
- [84] C. Forsch, O. Alrabadi, S. Brueck, and W. Gerstacker, "Phase noise robust terahertz communications," in *2022 IEEE 95th Vehicular Technology Conference (VTC2022-Spring)*. IEEE, 2022, pp. 1–6.
- [85] R. Cao, H. He, X. Yu, S. Song, K. Huang, J. Zhang, Y. Gong, and K. B. Letaief, "Joint channel estimation and cooperative localization for near-field ultra-massive MIMO," *arXiv preprint arXiv:2312.13683*, 2023.
- [86] S. Liu, X. Yu, Z. Gao, J. Xu, D. W. K. Ng, and S. Cui, "Sensing-enhanced channel estimation for near-field XL-MIMO systems," *IEEE Journal of Selected Areas in Communications*, 2024.
- [87] R. Cao, W. Yu, H. He, X. Yu, S. Song, J. Zhang, Y. Gong, and K. B. Letaief, "Newtonized near-field channel estimation for ultra-massive MIMO systems," in *2024 IEEE Wireless Communications and Networking Conference (WCNC)*, 2024, pp. 1–6.
- [88] W. L. Chan, M. L. Moravec, R. G. Baraniuk, and D. M. Mittleman, "Terahertz imaging with compressed sensing and phase retrieval," *Optics letters*, vol. 33, no. 9, pp. 974–976, 2008.
- [89] G. Chi, Z. Yang, C. Wu, J. Xu, Y. Gao, Y. Liu, and T. X. Han, "RF-diffusion: Radio signal generation via time-frequency diffusion," in *Proceedings of the 30th Annual International Conference on Mobile Computing and Networking*, 2024, pp. 77–92.
- [90] T. Lee, J. Park, H. Kim, and J. G. Andrews, "Generating high dimensional user-specific wireless channels using diffusion models," *arXiv preprint arXiv:2409.03924*, 2024.
- [91] W. Yu, H. He, X. Yu, S. Song, J. Zhang, R. Murch, and K. B. Letaief, "Bayes-optimal unsupervised learning for channel estimation in near-field holographic MIMO," *IEEE Journal of Selected Topics in Signal Processing*, vol. 18, no. 4, pp. 714–729, 2024.
- [92] M. Arvinte and J. I. Tamir, "MIMO channel estimation using score-based generative models," *IEEE Transactions on Wireless Communications*, vol. 22, no. 6, pp. 3698–3713, 2023.
- [93] K. He, L. He, L. Fan, Y. Deng, G. K. Karagiannidis, and A. Nalnanathan, "Learning-based signal detection for MIMO systems with unknown noise statistics," *IEEE Transactions on Communications*, vol. 69, no. 5, pp. 3025–3038, 2021.
- [94] T. Olutayo and B. Champagne, "Score-based generative modeling for MIMO detection without knowledge of noise statistics," in *2023 IEEE 34th Annual International Symposium on Personal, Indoor and Mobile Radio Communications (PIMRC)*. IEEE, 2023, pp. 1–7.
- [95] E. Balevi and J. G. Andrews, "Unfolded hybrid beamforming with GAN compressed ultra-low feedback overhead," *IEEE Transactions on Wireless Communications*, vol. 20, no. 12, pp. 8381–8392, 2021.
- [96] T. Jayashankar, G. C. Lee, A. Lancha, A. Weiss, Y. Polyanskiy, and G. Wornell, "Score-based source separation with applications to digital communication signals," in *Advances in Neural Information Processing Systems*, 2023, pp. 5092–5125.
- [97] S. Alikhani, G. Charan, and A. Alkhateeb, "Large wireless model (LWM): A foundation model for wireless channels," *arXiv preprint arXiv:2411.08872*, 2024.
- [98] K. Hornik, M. Stinchcombe, and H. White, "Multilayer feedforward networks are universal approximators," *Neural Networks*, vol. 2, no. 5, pp. 359–366, 1989.
- [99] H. Ye, G. Y. Li, and B.-H. Juang, "Power of deep learning for channel estimation and signal detection in OFDM systems," *IEEE Wireless Communications Letters*, vol. 7, no. 1, pp. 114–117, 2018.
- [100] H. Sun, X. Chen, Q. Shi, M. Hong, X. Fu, and N. D. Sidiropoulos, "Learning to optimize: Training deep neural networks for interference management," *IEEE Transactions on Signal Processing*, vol. 66, no. 20, pp. 5438–5453, 2018.
- [101] H. He, C.-K. Wen, S. Jin, and G. Y. Li, "Deep learning-based channel estimation for beamspace mmwave massive MIMO systems," *IEEE Wireless Communications Letters*, vol. 7, no. 5, pp. 852–855, 2018.
- [102] J. Zhang, C.-K. Wen, L. Liang, and S. Jin, "Universal model-driven deep learning for MIMO transceiver design," *IEEE Communications Magazine*, 2023.
- [103] Y. Ma, W. Yu, X. Yu, J. Zhang, S. Song, and K. B. Letaief, "Lightweight and flexible deep equilibrium learning for CSI feedback in FDD massive MIMO," in *2024 IEEE International Conference on Machine Learning for Communication and Networking (ICMLCN)*, 2024, pp. 299–304.
- [104] Y. Ma, Y. Shen, X. Yu, J. Zhang, S. H. Song, and K. B. Letaief, "Learn to communicate with neural calibration: Scalability and generalization," *IEEE Transactions on Wireless Communications*, vol. 21, no. 11, pp. 9947–9961, 2022.
- [105] H. Bauschke and P. Combettes, "Convex analysis and monotone operator theory in hilbert spaces, 2011," *CMS Books in Mathematics*, vol. 10, pp. 978–1.
- [106] S. W. Fung, H. Heaton, Q. Li, D. McKenzie, S. Osher, and W. Yin, "JFB: Jacobian-free backpropagation for implicit networks," in *Proceedings of the AAAI Conference on Artificial Intelligence*, vol. 36, no. 6, 2022, pp. 6648–6656.
- [107] H. He, R. Wang, W. Jin, S. Jin, C.-K. Wen, and G. Y. Li, "Beamspace channel estimation for wideband millimeter-wave MIMO: A model-driven unsupervised learning approach," *IEEE Transactions on Wireless Communications*, vol. 22, no. 3, pp. 1808–1822, 2022.
- [108] N. T. Nguyen, M. Ma, O. Lavi, N. Shlezinger, Y. C. Eldar, A. L. Swindlehurst, and M. Juntti, "Deep unfolding hybrid beamforming designs for THz massive MIMO systems," *IEEE Transactions on Signal Processing*, 2023.
- [109] J. Gao, X. Chen, and G. Y. Li, "Deep unfolding based channel estimation for wideband terahertz near-field massive MIMO systems," *Frontiers of Information Technology & Electronic Engineering*, vol. 25, no. 8, pp. 1162–1172, 2024.
- [110] C. A. Metzler, A. Maleki, and R. G. Baraniuk, "From denoising to compressed sensing," *IEEE Transactions on Information Theory*, vol. 62, no. 9, pp. 5117–5144, 2016.
- [111] Q. Shi, M. Razaviyayn, Z.-Q. Luo, and C. He, "An iteratively weighted MMSE approach to distributed sum-utility maximization for a MIMO interfering broadcast channel," *IEEE Transactions on Signal Processing*, vol. 59, no. 9, pp. 4331–4340, 2011.
- [112] H. Huang, W. Xia, J. Xiong, J. Yang, G. Zheng, and X. Zhu, "Unsupervised learning-based fast beamforming design for downlink MIMO," *IEEE Access*, vol. 7, pp. 7599–7605, 2018.
- [113] C. M. Stein, "Estimation of the mean of a multivariate normal distribution," *The Annals of Statistics*, pp. 1135–1151, 1981.
- [114] Y. C. Eldar, "Generalized SURE for exponential families: Applications to regularization," *IEEE Transactions on Signal Processing*, vol. 57, no. 2, pp. 471–481, 2009.
- [115] W. Yu, H. He, X. Yu, S. Song, J. Zhang, and K. B. Letaief, "Blind performance prediction for deep learning based ultra-massive MIMO channel estimation," in *ICC 2023-IEEE International Conference on Communications*. IEEE, 2023, pp. 2613–2618.
- [116] H. Tian and L. Lian, "GSURE-based unsupervised deep equilibrium model learning for large-scale channel estimation," in *GLOBECOM 2024-2024 IEEE Global Communications Conference*. IEEE, 2024, pp. 1–6.
- [117] M. Rappan and E. P. Simoncelli, "Least squares estimation without priors or supervision," *Neural computation*, vol. 23, no. 2, pp. 374–420, 2011.
- [118] Y. Shen, Y. Shi, J. Zhang, and K. B. Letaief, "Graph neural networks for scalable radio resource management: Architecture design and theoretical analysis," *IEEE Journal of Selected Areas in Communications*, vol. 39, no. 1, pp. 101–115, 2021.
- [119] Y. Shen, J. Zhang, S. H. Song, and K. B. Letaief, "Graph neural networks for wireless communications: From theory to practice," *IEEE Transactions on Wireless Communications*, vol. 22, no. 5, pp. 3554–3569, 2023.
- [120] H. He, A. Kosasih, X. Yu, J. Zhang, S. Song, W. Hardjawana, and K. B. Letaief, "GNN-enhanced approximate message passing for massive/ultra-massive MIMO detection," in *2023 IEEE Wireless Communications and Networking Conference (WCNC)*. IEEE, 2023, pp. 1–6.
- [121] H. He, X. Yu, J. Zhang, S. Song, and K. B. Letaief, "Message passing meets graph neural networks: A new paradigm for massive MIMO systems," *IEEE Transactions on Wireless Communications*, vol. 23, no. 5, pp. 4709–4723, 2024.
- [122] S. He, S. Xiong, Y. Ou, J. Zhang, J. Wang, Y. Huang, and Y. Zhang, "An overview on the application of graph neural networks in wireless networks," *IEEE Open Journal of the Communications Society*, vol. 2, pp. 2547–2565, 2021.
- [123] D. Ha, A. Dai, and Q. V. Le, "Hypernetworks," *arXiv preprint arXiv:1609.09106*, 2016.
- [124] W. Jin, H. He, C.-K. Wen, S. Jin, and G. Y. Li, "Adaptive channel estimation based on model-driven deep learning for wideband mmwave

- systems,” in *2021 IEEE Global Communications Conference (GLOBECOM)*. IEEE, 2021, pp. 1–6.
- [125] G. Liu, Z. Hu, L. Wang, H. Zhang, J. Xue, and M. Matthaiou, “A hypernetwork based framework for non-stationary channel prediction,” *IEEE Transactions on Vehicular Technology*, 2024.
- [126] S. Xie, H. He, H. Li, S. Song, J. Zhang, Y.-J. A. Zhang, and K. B. Letaief, “Deep learning-based adaptive joint source-channel coding using hypernetworks,” in *2024 IEEE International Mediterranean Conference on Communications and Networking (MeditCom)*, 2024, pp. 191–196.
- [127] M. Cui and L. Dai, “Channel estimation for extremely large-scale MIMO: Far-field or near-field?” *IEEE Transactions on Communications*, vol. 70, no. 4, pp. 2663–2677, 2022.
- [128] Y. Ding and B. D. Rao, “Dictionary learning-based sparse channel representation and estimation for FDD massive MIMO systems,” *IEEE Transactions on Wireless Communications*, vol. 17, no. 8, pp. 5437–5451, 2018.
- [129] X. Zhao, Z. An, Q. Pan, and L. Yang, “Nerf2: Neural radio-frequency radiance fields,” in *Proceedings of the 29th Annual International Conference on Mobile Computing and Networking*, 2023, pp. 1–15.
- [130] C. Wen, J. Tong, Y. Hu, Z. Lin, and J. Zhang, “WRF-GS: Wireless radiation field reconstruction with 3D gaussian splatting,” in *IEEE INFOCOM 2025 - IEEE Conference on Computer Communications*, 2025, pp. 1–10.
- [131] H. Zhang, N. Shlezinger, F. Guidi, D. Dardari, M. F. Imani, and Y. C. Eldar, “Beam focusing for near-field multiuser MIMO communications,” *IEEE Transactions on Wireless Communications*, vol. 21, no. 9, pp. 7476–7490, 2022.
- [132] A. M. Elbir, K. V. Mishra, and S. Chatzinotas, “Terahertz-band joint ultra-massive MIMO radar-communications: Model-based and model-free hybrid beamforming,” *IEEE Journal of Selected Topics in Signal Processing*, vol. 15, no. 6, pp. 1468–1483, 2021.
- [133] Z. Wan, Z. Gao, F. Gao, M. Di Renzo, and M.-S. Alouini, “Terahertz massive MIMO with holographic reconfigurable intelligent surfaces,” *IEEE Transactions on Communications*, vol. 69, no. 7, pp. 4732–4750, 2021.
- [134] J. Ma and L. Ping, “Orthogonal AMP,” *IEEE Access*, vol. 5, pp. 2020–2033, 2017.
- [135] J. Cespedes, P. M. Olmos, M. Sanchez-Fernandez, and F. Perez-Cruz, “Expectation propagation detection for high-order high-dimensional MIMO systems,” *IEEE Transactions on Communications*, vol. 62, no. 8, pp. 2840–2849, 2014.
- [136] S. Wu, L. Kuang, Z. Ni, J. Lu, D. Huang, and Q. Guo, “Low-complexity iterative detection for large-scale multiuser MIMO-OFDM systems using approximate message passing,” *IEEE Journal of Selected Topics in Signal Processing*, vol. 8, no. 5, pp. 902–915, 2014.
- [137] X. Xu and L. Zheng, “Neural feature learning in function space,” *Journal of Machine Learning Research*, vol. 25, no. 142, pp. 1–76, 2024. [Online]. Available: <http://jmlr.org/papers/v25/23-1202.html>
- [138] X. Xu, L. Zheng, and I. Agrawal, “Neural feature learning for engineering problems,” in *2023 59th Annual Allerton Conference on Communication, Control, and Computing (Allerton)*, 2023, pp. 1–8.
- [139] X. Xu and L. Zheng, “Multiuser detection with neural feature learning,” in *MILCOM 2024 - 2024 IEEE Military Communications Conference (MILCOM)*, 2024, pp. 715–720.
- [140] Y. Song, J. Sohl-Dickstein, D. P. Kingma, A. Kumar, S. Ermon, and B. Poole, “Score-based generative modeling through stochastic differential equations,” in *International Conference on Learning Representations*, 2021. [Online]. Available: <https://openreview.net/forum?id=PxTIG12RRHS>
- [141] J. Ho, A. Jain, and P. Abbeel, “Denosing diffusion probabilistic models,” *Advances in neural information processing systems*, vol. 33, pp. 6840–6851, 2020.
- [142] W. Yu *et al.*, “Physical layer foundation models for ultra-massive MIMO systems,” *IEEE Transactions on Wireless Communications*, pp. 1–13, to be submitted, 2024.
- [143] A. Hyvärinen and P. Dayan, “Estimation of non-normalized statistical models by score matching,” *Journal of Machine Learning Research*, vol. 6, no. 4, 2005.
- [144] P. Vincent, “A connection between score matching and denoising autoencoders,” *Neural Computation*, vol. 23, no. 7, pp. 1661–1674, 2011.
- [145] Y. Song and S. Ermon, “Generative modeling by estimating gradients of the data distribution,” *Advances in neural information processing systems*, vol. 32, 2019.
- [146] R. Rombach, A. Blattmann, D. Lorenz, P. Esser, and B. Ommer, “High-resolution image synthesis with latent diffusion models,” in *Proceedings of the IEEE/CVF conference on computer vision and pattern recognition*, 2022, pp. 10 684–10 695.
- [147] W. Yu, H. He, X. Yu, S. Song, J. Zhang, R. D. Murch, and K. B. Letaief, “Learning Bayes-optimal channel estimation for holographic MIMO in unknown EM environments,” in *ICC 2024 - IEEE International Conference on Communications*, 2024, pp. 3592–3597.
- [148] A. Aali, M. Arvinte, S. Kumar, and J. I. Tamir, “Solving inverse problems with score-based generative priors learned from noisy data,” in *2023 57th Asilomar Conference on Signals, Systems, and Computers*. IEEE, 2023, pp. 837–843.
- [149] M. Kim, R. Fritschek, and R. F. Schaefer, “Learning end-to-end channel coding with diffusion models,” in *WSA & SCC 2023; 26th International ITG Workshop on Smart Antennas and 13th Conference on Systems, Communications, and Coding*. VDE, 2023, pp. 1–6.
- [150] M. Letafati, S. Ali, and M. Latva-aho, “Diffusion models for wireless communications,” *arXiv e-prints*, pp. arXiv:2310, 2023.
- [151] H. Du, R. Zhang, Y. Liu, J. Wang, Y. Lin, Z. Li, D. Niyato, J. Kang, Z. Xiong, S. Cui, B. Ai, H. Zhou, and D. I. Kim, “Enhancing deep reinforcement learning: A tutorial on generative diffusion models in network optimization,” *IEEE Communications Surveys & Tutorials*, vol. 26, no. 4, pp. 2611–2646, 2024.
- [152] X. Meng and Y. Kabashima, “Diffusion model based posterior sampling for noisy linear inverse problems,” *Asian Conference on Machine Learning*, 2024.
- [153] —, “Quantized compressed sensing with score-based generative models,” *International Conference on Learning Representations*, 2023.
- [154] X. Zhou, L. Liang, J. Zhang, P. Jiang, Y. Li, and S. Jin, “Generative diffusion models for high dimensional channel estimation,” *arXiv preprint arXiv:2408.10501*, 2024.
- [155] J. Guo, C.-K. Wen, S. Jin, and G. Y. Li, “Overview of deep learning-based CSI feedback in massive MIMO systems,” *IEEE Transactions on Communications*, vol. 70, no. 12, pp. 8017–8045, 2022.
- [156] N. Elata, T. Michaeli, and M. Elad, “Adaptive compressed sensing with diffusion-based posterior sampling,” in *European Conference on Computer Vision*. Springer, 2025, pp. 290–308.
- [157] N. Zilberstein, C. Dick, R. Doost-Mohammady, A. Sabharwal, and S. Segarra, “Annealed langevin dynamics for massive MIMO detection,” *IEEE Transactions on Wireless Communications*, vol. 22, no. 6, pp. 3762–3776, 2022.
- [158] N. Zilberstein, A. Swami, and S. Segarra, “Joint channel estimation and data detection in massive MIMO systems based on diffusion models,” in *ICASSP 2024-2024 IEEE International Conference on Acoustics, Speech and Signal Processing (ICASSP)*. IEEE, 2024, pp. 13 291–13 295.
- [159] P. Dhariwal and A. Nichol, “Diffusion models beat GANs on image synthesis,” *Advances in neural information processing systems*, vol. 34, pp. 8780–8794, 2021.
- [160] J. Ho and T. Salimans, “Classifier-free diffusion guidance,” *arXiv preprint arXiv:2207.12598*, 2022.
- [161] H. Xie, Z. Qin, G. Y. Li, and B.-H. Juang, “Deep learning enabled semantic communication systems,” *IEEE Transactions on Signal Processing*, vol. 69, pp. 2663–2675, 2021.
- [162] J. Shao, Y. Mao, and J. Zhang, “Learning task-oriented communication for edge inference: An information bottleneck approach,” *IEEE Journal on Selected Areas in Communications*, vol. 40, no. 1, pp. 197–211, 2022.
- [163] H. Li, W. Yu, H. He, J. Shao, S. Song, J. Zhang, and K. B. Letaief, “Task-oriented communication with out-of-distribution detection: An information bottleneck framework,” in *GLOBECOM 2023 - 2023 IEEE Global Communications Conference*, 2023, pp. 3136–3141.
- [164] N. Houlsby, A. Giurgiu, S. Jastrzebski, B. Morrone, Q. De Laroussilhe, A. Gesmundo, M. Attariyan, and S. Gelly, “Parameter-efficient transfer learning for NLP,” in *International conference on machine learning*. PMLR, 2019, pp. 2790–2799.
- [165] Z. Bu, Y.-X. Wang, S. Zha, and G. Karypis, “Differentially private bias-term fine-tuning of foundation models,” in *Forty-first International Conference on Machine Learning*, 2024.
- [166] E. J. Hu, Y. Shen, P. Wallis, Z. Allen-Zhu, Y. Li, S. Wang, L. Wang, and W. Chen, “LoRA: Low-rank adaptation of large language models,” *arXiv preprint arXiv:2106.09685*, 2021.
- [167] H. Sun, H. Tian, W. Ni, J. Zheng, D. Niyato, and P. Zhang, “Federated low-rank adaptation for large models fine-tuning over wireless networks,” *IEEE Transactions on Wireless Communications*, pp. 1–1, 2024.
- [168] Z. Wang, Y. Zhou, Y. Shi, and K. B. Letaief, “Federated fine-tuning for pre-trained foundation models over wireless networks,” *arXiv preprint arXiv:2407.02924*, 2024.

- [169] T. Kang, Z. Wang, H. He, J. Zhang, S. Song, and K. B. Letaief, "Federated low-rank adaptation with differential privacy over wireless networks," *arXiv preprint arXiv:2411.07806*, 2024.
- [170] Q. Zou and H. Yang, "A concise tutorial on approximate message passing," *arXiv preprint arXiv:2201.07487*, 2022.
- [171] B. Efron, "Tweedie's formula and selection bias," *Journal of the American Statistical Association*, vol. 106, no. 496, pp. 1602–1614, 2011.
- [172] K. Wang, Z. Gao, S. Chen, B. Ning, G. Chen, Y. Su, Z. Wang, and H. V. Poor, "Knowledge and data dual-driven channel estimation and feedback for ultra-massive MIMO systems under hybrid field beam squint effect," *IEEE Transactions on Wireless Communications*, 2024.
- [173] C. M. Bishop and N. M. Nasrabadi, *Pattern recognition and machine learning*. Springer, 2006, vol. 4, no. 4.