

Context Canvas: Enhancing Text-to-Image Diffusion Models with Knowledge Graph-Based RAG

Kavana Venkatesh¹ Yusuf Dalva¹ Ismini Lourentzou² Pinar Yanardag¹
¹Virginia Tech ²UIUC

{kavanav, ydalva, pinary}@vt.edu {lourent2}@illinois.edu
<https://context-canvas.github.io/>



Figure 1. We introduce *Context Canvas*, a training-free approach that leverages graph-based RAG to enhance T2I models via context-aware guidance. Our approach significantly improves image generation for domain-specific, complex characters that T2I models might otherwise struggle with (top left). Additionally, our method enables disentangled image editing by extracting context-aware editing descriptions for ControlNet. For example, when provided with a basic prompt like “with his daughter” for the character Jambavan, our method dynamically generates a detailed, context-specific editing prompt to capture the accurate edit (bottom middle). Moreover, we introduce a novel RAG-based self-correction technique that further refines images to improve visual and narrative accuracy (right).

Abstract

We introduce a novel approach to enhance the capabilities of text-to-image models by incorporating a graph-based RAG. Our system dynamically retrieves detailed character information and relational data from the knowledge graph, enabling the generation of visually accurate and contextually rich images. This capability significantly improves upon the limitations of existing T2I models, which often struggle with the accurate depiction of complex or culturally specific subjects due to dataset constraints. Furthermore, we propose a novel self-correcting mechanism for text-to-image models to ensure consistency and fidelity in visual outputs, leveraging the rich context from the graph to guide corrections. Our qualitative and quantitative experiments demonstrate that *Context Canvas* significantly en-

hances the capabilities of popular models such as Flux, Stable Diffusion, and DALL-E, and improves the functionality of ControlNet for fine-grained image editing tasks. To our knowledge, *Context Canvas* represents the first application of graph-based RAG in enhancing T2I models, representing a significant advancement for producing high-fidelity, context-aware multi-faceted images.

1. Introduction

In recent years, text-to-image diffusion models [45] have achieved remarkable fidelity in generating diverse and visually compelling imagery from natural language descriptions. Despite their impressive capabilities, these models remain fundamentally constrained by the limitations of their

training datasets, which often lack diverse or culturally specific concepts [53]. This results in difficulty for models to faithfully generate lesser-known entities, complex relationships, or nuanced contextual narratives. When trying to depict complex, culturally significant characters or stories, such as mythological figures, historical events, or specialized subjects, the shortcomings of current models become especially apparent [42].

To overcome these limitations, users often resort to writing highly detailed prompts to guide the models toward the desired outputs [26, 49, 51]. However, this process is time-consuming and requires extensive manual trial-and-error, domain expertise, as well as understanding of the model’s specific vocabulary and biases. Another approach is to fine-tune models on specialized datasets, typically by training new low-rank adaptations (LoRAs) [23] or creating custom embeddings [15] for each unique concept. Although effective, these methods require significant computational resources, time, and technical expertise, making them costly and impractical for users without advanced skills. Recent approaches like prompt engineering, adapter modules, and few-shot learning have aimed to extend model capabilities without full-scale retraining [1, 54, 58], yet they depend heavily on extensive user input and still work within the boundaries of the model’s existing knowledge. Fine-tuning LLMs on domain-specific data for contextual guidance is resource intensive, prone to issues like hallucination and catastrophic forgetting, and often struggles to capture fine-grained and relational details accurately [17]. Retrieval-Augmented Generation (RAG) [24] techniques have been introduced to expand context in large language models (LLMs) [47], leveraging external knowledge to improve generation consistency and depth. Recent methodologies in research have leveraged RAG techniques to retrieve and augment T2I models for style and attribute transfer [1, 3, 7, 18, 44, 59], but they lack context-awareness and fine-grained detail, which limits their ability to address gaps in the models’ pre-trained knowledge.

To address these limitations, we introduce a novel framework that enhances text-to-image diffusion models by integrating a graph-based RAG system. Our approach dynamically retrieves relevant textual information from a structured knowledge graph, enhancing the model’s capabilities to generate concepts beyond its training data. This enhancement improves the accuracy, consistency, context-awareness, and interpretability of generated representations, enabling diffusion models to produce coherent, context-rich images without extra user input or costly manual fine-tuning. Our framework is highly versatile and compatible with multiple diffusion models, including Flux [11], Stable Diffusion [38], Dall-E [30] and ControlNet [56]. While it enhances the capabilities of T2I models by enabling them to generate images with greater accuracy and detail, it also

offers additional functionality in ControlNet by incorporating contextual information during image editing. This expanded capacity allows the model to refine existing visuals with greater precision, making it exceptionally flexible for a wide range of tasks. Furthermore, we propose a RAG-driven self-correction approach that iteratively refines images to ensure alignment across multiple aspects, such as appearance traits, narrative coherence, and cultural representation. Unlike prior self-correcting methods [52] that rely solely on pre-trained LLMs and are constrained by their knowledge limits, our approach leverages RAG to continuously expand the contextual scope, dynamically correcting and aligning images to meet complex, multi-layered semantic expectations. This refinement process enables our framework to achieve a level of accuracy and coherence previously unattainable in generative image modeling.

Our contributions are as follows.

- We propose `Context Canvas`, a framework that augments text-to-image diffusion models by dynamically retrieving relevant information from a structured knowledge graph to generate culturally specific and complex concepts. To our knowledge, `Context Canvas` represents the first instance of leveraging Knowledge Graph-Based RAG to improve both image generation and image editing.
- We propose a novel RAG context-driven self-correction approach for image generation, refining outputs iteratively by using structured knowledge to address inaccuracies, achieving coherence in complex visual narratives.
- To support further research and development on context-aware image generation, we release our datasets and source code to the public.

Motivating Example. Consider *Jambavan*, a character from Hindu mythology known for his bear-like appearance and powerful weaponry (see Fig. 1). Traditional diffusion models often struggle to accurately depict *Jambavan* due to the rarity and incoherent representation of such concepts in their training datasets. Our framework leverages graph-based RAG to automatically extract contextual descriptions and relational information about *Jambavan* from a structured knowledge graph, allowing the T2I model to generate culturally resonant representations without requiring user intervention. In addition to generating accurate depictions, our model integrates relational data seamlessly through the knowledge graph. For example, when tasked with generating “*Jambavan’s daughter*,” the model retrieves relevant information and accurately portrays her without needing further user input (see Fig. 1). Furthermore, our system enhances editing tasks by incorporating contextual details. For instance, if a user requests to “add a sword” to *Jambavan’s* image, our RAG-enhanced ControlNet automatically identifies and retrieves this culturally specific attribute associated with *Jambavan*, seamlessly incorpo-

rating it into the image. Additionally, if the initial depiction of Jambavan lacks accuracy—such as omitting culturally relevant attire or details, our RAG-based Self-Correction method iteratively refines the image, using precise details from the RAG database to create an increasingly faithful representation.

Disclaimer: This paper presents interpretations of mythological characters as part of our research and experiments. We acknowledge that interpretations, representations, and understandings of these characters vary significantly across cultures, regions, and traditions. The depictions included in this study are not definitive; they are intended solely for research purposes, based on available literature and common interpretations that may not capture all cultural nuances.

2. Related Work

2.1. Text-to-Image Diffusion Models

Text-to-Image generation diffusion models [22, 29, 46] and their large-scale T2I variants [2, 37, 41] have shown impressive high-quality image generation capabilities. Applications of Latent Diffusion Models (LDM) like Stable Diffusion [39] and SDXL [35], state-of-the-art T2I models developed by OpenAI-Dall-E 2 [36] and Dall-E 3 [30] and diffusion-transformer-based [33] Flux [12] have achieved photorealistic quality. Despite the high quality, these models still struggle to follow input prompts accurately, and often require extensive prompt engineering [26, 49, 51] to produce context-aware, user-aligned images. Limited by their pre-trained knowledge, these models struggle with accurate representation of context-rich, multi-faceted concepts, especially in domain-specific use cases. Fine-tuning approaches like LoRA [40] are expensive and fail to capture evolving, fine-grained concepts.

2.2. Large Language Models and RAG

Large Language Models (LLM) have shown remarkable human-like general text generation abilities for a variety of tasks [5, 31], further enhanced by prompt engineering [6, 8, 48, 50, 55]. Retrieval Augmented Generation (RAG) [24] is a prompt engineering technique that improves the relevance and accuracy of a generative model’s response, while reducing hallucinations [32]. Knowledge Graphs (KG) consist of consistent nodes and relationships to store information in a structured way. KGs are extensively being used as databases for RAG frameworks [34, 43] due to their scalability, interpretability and extendability. In our work, we leverage KGs to store structured and rich contextual data to enhance T2I diffusion model prompts.

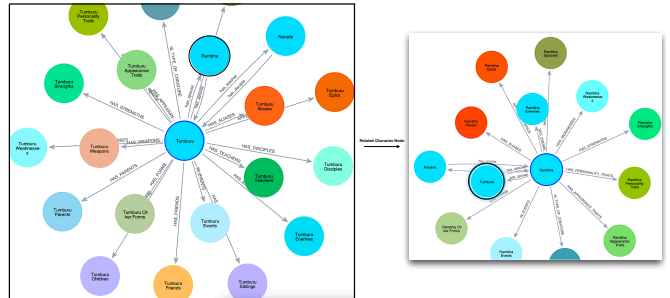


Figure 2. An example showing the structure and content of the knowledge graph for the Indian mythology character, ‘Tumburu’. Given a relationship—such as ‘has_spouse’, the LLM finds detailed information about Tumburu’s wife, ‘Rambha’ using dynamically generated graph queries to enhance the high-level user prompt given to the T2I model with contextually accurate details without any additional efforts from the user.

2.3. LLMs and RAG for T2I Diffusion Models

Advancements in large language models (LLMs) have enhanced text-to-image (T2I) diffusion models, improving image fidelity and prompt alignment. Recent approaches have leveraged LLMs to generate layouts with bounding boxes for better spatial organization in complex, multi-object scenes [13, 14, 16, 25]. Prompt engineering also extends T2I models’ narrative understanding [58], while fine-tuning LLMs on high-quality prompts improves output [54] but can be costly and less adaptable, with risks of forgetting and hallucination. Retrieval-augmented generation (RAG) [24] further enhances T2I models by retrieving relevant images or prompts from vector databases, aiding in style and concept alignment [1, 3, 7, 18, 44, 59]. Despite these advances, capturing fine-grained, context-aware concepts remains challenging. LLM-controlled methods in image editing, like DiffEdit [9] for targeted edits and Hive [57] for compositional edits, show promise but struggle with domain consistency. Techniques such as InstructPix2Pix [4] and Prompt2Prompt [19] facilitate global edits but lack precision in finer details, highlighting the limitations in meeting nuanced, context-sensitive editing needs.

3. Method

3.1. Knowledge Graph Construction

Our method employs a Knowledge Graph-based RAG framework to enhance text-to-image models, enabling them to generate detailed, high-fidelity images beyond their pre-trained knowledge. To create theme-specific knowledge graphs, we use a data curation pipeline. Starting with a source like the Wikipedia page ‘Hindu Mythology’,¹ and a prompt template specifying attributes (e.g., name, race, ap-

¹https://en.wikipedia.org/wiki/Hindu_mythology

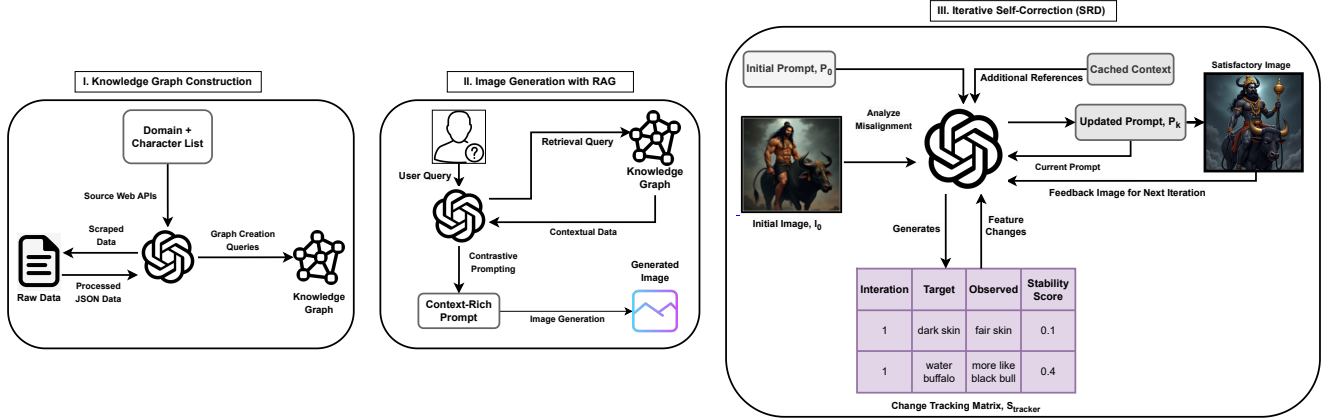


Figure 3. An overview of our framework: Our image generation and self-correction approaches leverage context-rich data from a knowledge graph to enhance image fidelity, as well as contextual and narrative coherence for complex characters.

pearance, relationships), we apply Chain-of-Thought (CoT) [50] and Few-Shot Prompting [6] with an LLM to extract detailed character information. This structured data is then organized in a hierarchical key-value format. Our two-stage graph construction process begins by building connected graphs for each character, mapping attributes and relationships with LLM-generated queries, followed by linking related characters with bidirectional relationships in the second phase. Fig. 2 shows the structure of the knowledge graph for an example character, ‘Tumburu’ from Indian mythology. For more details, see our Supp. Material S1.

3.1.1 Graph-Based Retrieval Augmented Generation

Given a simple user prompt \mathcal{P} such as “Tumburu in a forest,” our system leverages an LLM to identify key entities within the prompt, such as the main character ‘Tumburu’ or closely associated elements like “Tumburu’s wife” or “Tumburu’s vehicle.” Once the characters, relationships, and objects from the prompt are extracted, we employ an LLM to dynamically generate graph queries and retrieve all attributes and their interrelations of each character mentioned in the user prompt as context. After retrieving the initial context, we use Contrastive Chain-of-Thought prompting [8] to emphasize distinct aspects of an image, including visual features, contextual narratives, and stylistic elements. This process enriches the initial prompt by seamlessly incorporating detailed context and attributes without requiring the user to specify additional details explicitly. The context-enriched prompt is then provided to the T2I model such as Flux or SD, or an image editing model such as ControlNet. **Image Generation:** Given a high-level user prompt \mathcal{P} , we generate a context-enriched prompt \mathcal{P}' by leveraging knowledge graph-based RAG and feed it to the T2I model. By enriching the initial prompts with extensive contextual

and appearance information, Context Canvas enables the generation of accurate visual representations.

Image Editing: Given an input image and an editing prompt \mathcal{P}_e such as “Add Tumburu’s musical instrument”, Context Canvas retrieves precise details about Tumburu’s instrument from the knowledge graph. This ensures the accurate and contextually appropriate addition of the specific item or concept to the image, unlike the standard ControlNet, which might add a random instrument. See Fig. 3 for an overview of our approach.

3.2. Self-Correcting RAG-Guided Diffusion (SRD)

While Context Canvas enhances character accuracy over base methods significantly, complex characters with fine-grained features still benefit from further refinement. To address this, we propose a novel method: the Self-Correcting RAG-Guided Diffusion framework (SRD) (see Algorithm 1), which iteratively refines prompts by leveraging context from the knowledge graph. This closed-loop process allows for detailed, contextually accurate corrections that bring generated images in line with culturally accurate and narratively coherent depictions.

Initialization and Setup. Given the initial zero-shot image I_0 , generated from enhanced prompt P_0 as described in Section. 3.1.1, SRD compares I_0 against target features T , derived from the RAG context, to detect any misalignment. We define two primary metrics to assess alignment: Stability Score (scaled 0-1) which evaluates the quality of each feature from poor to good; Global Stability Score GSI , the average of all stability scores to reflect overall alignment accuracy. SRD begins if $GSI(I_0) < GSI_\epsilon$ (threshold). To refine image accuracy, SRD employs iterative prompt adjustments guided by the RAG context. To stabilize corrections and prevent oscillations, we introduce a decay factor d , which begins at $d_0 = 0.9$ and gradually decreases with

each iteration. A **Change Tracking Matrix**, S_{tracker} , is initialized with target features T , for regression tracking and feature alignment over the maximum iterations, K . Stability Threshold, S_ϵ and GSI threshold, GSI_ϵ are initialized to track ‘locked’ features and convergence of features respectively. An empty list GSI_{scores} is initialized to store global stability scores, and $plateau_{\text{detected}}$ is set to False to track if the optimization process has stalled. SRD consists of robust error handling mechanisms as detailed in later sections.

Iterative Refinement and Stability Tracking. The iterative loop runs up to K iterations, refining the prompt and generating images to gradually improve image fidelity. At each iteration k , the current image I_k is generated based on the previous prompt P_{k-1} . The LLM analyses the generated image to check which of the current features, F_{curr} is correct and computes the stability score of each current feature in S_{tracker} based on alignment with the target features T . For example, in the case of Yama, the system checks for key attributes like his crown, mace, and skin tone. If the image lacks these features or displays them inaccurately, the LLM refines the prompt to emphasize the missing or incorrect elements, guided by the decay factor d . If $F_{\text{curr}} = T$ and the stability of all features, S meets or exceeds the threshold $S_{\text{threshold}}$, the process stops early, as the image is stable enough.

For each feature, the LLM updates S_{tracker} to reflect whether the feature remained stable (incremented) or regressed (reset to 0) over iterations. Once a feature is stable across a set number of iterations, N , it is ‘locked’, meaning that the system applies minimal adjustments to it in subsequent prompts to focus on less stable attributes, reducing the likelihood of regression. Through this iterative refinement, SRD adapts its prompt refinement process to each feature’s stability status, creating a feedback loop that converges on high fidelity without excessive intervention. See the end-to-end example. 4 for better intuition of the workflow.

Convergence and Termination Conditions. SRD, built upon `Context Canvas`’s robust zero-shot image generation capabilities typically achieves sufficient accuracy with just one or two rounds of self-correction, yet subsequent rounds can enhance this further. The self-correction loop halts either when the Global Stability Index (GSI) reaches a sufficient threshold or when the maximum number of iterations, K is met. If certain features fluctuate without stabilizing, the process may end early, as additional iterations would offer limited improvement.

Error Handling and Recovery Mechanisms. SRD includes robust error-handling to maintain feature consistency and adjust in cases of stagnation or regression. When feature stability scores reach a plateau within a sliding window, W of recent iterations, SRD diversifies the context by drawing fresh data from the knowledge graph, reorganizing the prompt to emphasize underrepresented features and resolve

Algorithm 1 Self-Correcting RAG-Guided Diffusion

Given: Prompt P_0 , Max iterations K , Target features T

Init: Decay factor d_0 , Stability threshold S_ϵ

Input: Threshold GSI_ϵ , Plateau window, threshold W , P_ϵ

```

1: Initialize stability tracker  $S_{\text{tracker}}$  and  $prev_{\text{status}}$  for  $T$ 
2: Set decay factor  $d \leftarrow d_0$ ,  $GSI_{\text{scores}} \leftarrow []$ ,
    $plateau_{\text{detected}} \leftarrow \text{False}$ 
3: for  $k \leftarrow 1$  to  $K$  do
4:    $I_k \leftarrow \text{generate\_image}(P_{k-1})$ 
5:   Current Features  $F_{\text{curr}} \leftarrow \text{analyze\_image}(I_k, T)$ ,
    $S \leftarrow \text{calculate\_stability}(F_{\text{curr}}, T)$   $\triangleright$  Current Features
6:   if  $S \geq S_\epsilon$  then
7:     break  $\triangleright$  Early exit if stable enough
8:   end if
9:    $d \leftarrow \min(0.9, 1.0/k)$   $\triangleright$  Decay factor adjustment
10:  for feature in  $T$  do
11:     $S_{\text{tracker}}[\text{feature}] \leftarrow$ 
    $\text{update\_stability\_tracker}(F_{\text{curr}}, prev_{\text{status}}, \text{feature}, S_{\text{tracker}})$ 
12:    if  $S_{\text{tracker}}[\text{feature}] < N$  then  $\triangleright$  Not locked
    $A \leftarrow \text{calculate\_adjustment}(\text{feature}, F_{\text{curr}}) * d$ 
13:     $P_k \leftarrow \text{update\_prompt}(P_{k-1}, \text{feature}, A)$ 
14:    end if
15:    if  $F_{\text{curr}}[\text{feature}] = \text{True}$  then
16:       $best\_state[\text{feature}] \leftarrow I_k$   $\triangleright$  Save best state
17:    end if
18:  end for
19:   $GSI \leftarrow \text{calculate\_GSI}(S_{\text{tracker}}, T)$ ,
    $GSI_{\text{scores}}.append(GSI)$ 
20:  if  $GSI \geq GSI_\epsilon$  then
21:    break  $\triangleright$  Exit if global stability achieved
22:  end if
23:  if  $k \geq W$  and  $\text{detect\_plateau}(GSI_{\text{scores}}, W, P_\epsilon)$ 
   then
24:     $plateau_{\text{detected}} \leftarrow \text{True}$ 
25:     $\text{apply\_escape\_strategies}()$   $\triangleright$  Restructure prompt
26:  end if
27:   $prev_{\text{status}} \leftarrow F_{\text{curr}}$ 
28: end for
Output: Optimized prompt  $P_{k-1}$ , Final image  $I_k$ 

```

inconsistencies.

4. Experiments

In this section, we discuss both qualitative and quantitative experiments conducted for `Context Canvas`. We apply our RAG-augmented generation and self-correcting mechanisms across various text-to-image (T2I) models, including Flux, Stable Diffusion (SD), and DALL-E 3.

Datasets: We conducted experiments featuring narratives from diverse cultural and mythological contexts. Our



Figure 4. Context Canvas enhances image generation by integrating cultural and contextual details often overlooked by standard models. It accurately portrays rare characters like Tumburu with his horse-face and instrument, and Gandabherunda as a dual-headed bird (top left), and Ganga in both her river and human forms (Duality-left middle). Our method adapts to various mythologies, capturing Melinoe’s ghostly essence (left bottom) and Zhong Kui’s fierce warrior form (middle bottom). It extends adeptly to diverse domains sourced from Project Gutenberg domains; it captures narrative-specific details like Captain Ahab’s ivory leg and gaunt expression (top 4th column) and Edmond Dantes’ pale skin, coat, and ring (top 3rd column). For Gothic Horror, it enhances Count Dracula’s menacing presence (middle 3rd column) and infers Manfred’s guilty, dark persona (middle 4th column). Our approach faithfully represents Lilith with bat wings and snakes and Lizarel with ethereal beauty and silvery hair (bottom right), demonstrating superior fidelity across cultural and literary domains.

dataset comprises characters from Indian, Greek, Chinese mythologies, literary figures drawn from Gutenberg books, and novel characters created by LLMs, all represented richly in a knowledge-graph. See Supplementary Materials S1 and S4.2 for more details.

Experimental Setup: For the data curation part, we leverage Neo4j [28] as our knowledge graph database and GPT-4o as our LLM for all tasks. We generate 100 unique base prompts, each crafted programmatically to represent 50 distinct characters, with two prompts capturing different aspects of each character. We then enhance each of the prompts with the rich context retrieved by the RAG framework using Contrastive CoT prompting. We generate 100 images each using Stable Diffusion XL Base 1.0, Flux.1 [dev] and Dall-E 3 with both base prompts and our context-enhanced prompts. We set guidance scale = 15 to capture fine-grained details effectively. We run our experiments on a single NVIDIA L40 GPU. Due to the limitations of standardized image evaluation metrics in capturing domain-specific fine-grained details, we adopt a comprehensive strategy with LLM-as-a-Judge [60] framework to evaluate our RAG system and image generation processes, which we implement using the G-Eval [27] framework from

the open-source DeepEval [10] library.

4.1. Qualitative Results

Image generation: Fig. 4 shows images generated by Flux and Context Canvas (Flux + Ours) for various complex characters. Our method significantly enhances image generation by integrating culturally specific details that standard models often overlook. For instance, while Flux struggles with unfamiliar characters like ‘Tumburu’ and ‘Gandabherunda’, our approach accurately captures Tumburu’s horse-face and traditional instrument, as well as Gandabherunda’s dual-headed bird form (Fig. 4). Complex domains-such as mythology and fantasy often portray characters in multiple forms. Context Canvas picks up subtle cues from the input user prompts to depict such characters in the right form by leveraging the contextual and narrative context from the knowledge graph. For instance, Indian mythological goddess, ‘Ganga’ is portrayed with both a heavenly river and a human form in the epics. Given a user prompt “Ganga flowing in the heaven”, our approach portrays her as a heavenly river using hints from keywords ‘flowing’ and ‘heaven’, while she is depicted in her human form for the prompt “Ganga crossing the



Figure 5. Our method enhances ControlNet’s disentangled editing by adding culturally accurate elements. In the first row (top right), for Jambavan, standard ControlNet introduces generic, misaligned items. In the second row (bottom right), our approach accurately depicts ‘his sword’ as a fire sword, ‘primary weapon’ as a mace and ‘his daughter’ as an adopted human. For ‘Shiva’ (bottom row), the system intuitively adds his son ‘Ganesha’, snake ‘Vasuki’ and the ‘damaru’ in his mountain ‘abode’ without explicit instructions, while standard ControlNet either adds generic objects or fails to make any edits at all.

river on her vehicle”, automatically picturing her ‘vehicle’ without requiring additional details in the prompt (middle row left). Our method also adeptly captures intricate contextual details across diverse domains sourced from Project Gutenberg books, as shown in the figure. Although Flux is the primary model used in this paper, our method is compatible with other T2I models like SDXL and DALL-E 3, as shown in Fig. 7. Additional examples are provided in the Supplementary Materials 10.

Image editing: We integrate our method with ControlNet for image editing using simple, high-level prompts. For instance, in an image of ‘Shiva’ (see 5, a user might wish to add elements like ‘Vasuki’ (his snake companion) or alter the setting to ‘his mountain abode’. Standard editing tools like ControlNet often introduce random or inaccurate elements, lacking specific knowledge of cultural references, such as ‘Vasuki’ or the appearance of Shiva’s retreat. In contrast, our approach utilizes `ContextCanvas`’s knowledge graph to embed narrative-rich details. For instance, when a user requests ‘baby Ganesha’, our method enhances ControlNet’s contextual understanding to ensure an accurate depiction (see Fig. 5). For a detailed comparison with standard ControlNet outputs on these prompts, please refer to the Supplementary Materials 15.

Self-Correction for Image Alignment: Our self-correction mechanism SRD, achieves accurate depictions of complex mythological characters through iterative, context-rich prompt refinement. Unlike Self-Correcting LLM-Controlled Diffusion (SLD) [52], which relies on an LLM’s pre-trained knowledge for corrections and often requires detailed, domain-specific prompts, our method uses Retrieval-Augmented Generation (RAG) with a knowledge graph.

This approach enables precise, contextually accurate adjustments with minimal user input, supporting a broader range of corrections, from fine-grained to general features. In Fig. 6, for “Vritra in a fierce battle with Indra” (top left), our system refines Vritra’s multi-headed form and accurately positions Indra by drawing on cultural narratives from a knowledge graph. Iterative adjustments restore Garuda’s iconic gold jewelry and vibrant wing color (top right), enhancing his divine depiction. The process also ensures fidelity for “Yama on his vehicle” by automatically identifying the vehicle and adding symbols like his crown, mace, noose, and adjusting skin tone precisely (bottom left). Our approach generalizes seamlessly across T2I models such as SDXL, Flux, and DALL-E.

Metric	Retriever Evaluation
Retrieval Accuracy	0.958
Context Precision	0.982
Context Recall	0.975
Metric	Generator Evaluation
Faithfulness	0.967
Coherence	0.995
Relevance	0.983
Contrastive Effectiveness	0.957
Hallucination Score	0.033

Table 1. Our RAG process achieves high evaluation scores.

4.2. Quantitative Results

We conducted a comprehensive evaluation of our method by assessing both its foundational RAG component and im-



Figure 6. Our self-correction mechanism achieves highly accurate and culturally resonant depictions of complex mythological characters through iterative, context-rich prompt refinement. In “Vritra in a fierce battle with Indra,” the system corrects Vritra’s multi-headed form, drawing on the story’s cultural narrative from a robust knowledge graph to identify and position Indra accurately. For ‘Garuda’, iterative adjustments restore his iconic gold jewelry and vibrant wing color, enhancing his divine representation. The process ensures fidelity for “Yama on his vehicle”, automatically identifying his vehicle and adding essential symbols like his crown, mace, and noose, with precise skin tone adjustments. Similarly for ‘Mahishasura’, his incorrect tail is transformed into a snake he is typically depicted with.

Method	Attribute Accuracy	Context Relevance	Visual Fidelity	Intent Representation	Overall Alignment Score
SDXL	34.68%	45.74%	46.84%	33.19%	37.22%
SDXL + Ours	77.87%	84.89%	66.59%	80.85%	78.24% (+41.02)
SDXL + Ours + 1-round SRD	85.78%	88.56%	71.84%	87.93%	85.12%
SDXL + Ours + 2-round SRD	88.14%	91.63%	75.60%	93.13%	88.15%
Flux	40.71%	55.30%	73.20%	31.60%	44.29%
Flux + Ours	86.50%	88.40%	88.60%	89.90%	87.51% (+43.22)
Flux + Ours + 1-round SRD	93.87%	94.80%	96.10%	95.34%	94.45%
Flux + Ours + 2-round SRD	97.63%	98.12%	97.18%	97.45%	97.63%
Dall-E3	50.00%	56.00%	59.80%	51.20%	52.06%
Dall-E3 + Ours	88.20%	92.40%	77.40%	85.40%	87.33% (+35.27)
Dall-E3 + Ours + 1-round SRD	94.72%	93.60%	81.70%	92.43%	92.90%
Dall-E3 + Ours + 2-round SRD	96.86%	94.28%	83.19%	94.52%	94.75%

Table 2. Context Canvas and SRD enhance image generation across various metrics by a large margin.

age generation performance, comparing it against baseline methods-Flux, SDXL, and DALL-E 3. Additionally, we examined the effectiveness of our self-correcting method (SRD) across two distinct stages: Round 1 and Round 2, enabling us to track improvements in accuracy and detail across successive rounds of image generation as shown in Table. 2. This approach allowed us to ensure a contextually accurate evaluation from the ground up. Context Canvas uses direct graph query-based retrieval from our

validated knowledge graph, prioritizing structured, complete retrieval over vector similarity methods. This approach reduces retrieval errors by ensuring comprehensive context. An LLM dynamically generates graph queries based on user prompts to retrieve all relevant nodes and relationships. We then use Contrastive CoT prompting to craft a final, context-enhanced prompt closely aligned with the user’s input. Given the complexity of our evaluation, we employ G-Eval [27], which uses an LLM as the eval-



Figure 7. Our method effectively generalizes across various T2I models, enhancing each model’s ability to depict culturally rich and complex scenes with accuracy. From “Tumburu with his instrument” to Demon ‘Kumbhakarna’ and his love for food, our approach adds contextual details that standard models miss.

uator, assessing both retrieval and generation components of our RAG pipeline through context retrieval and answer generation metrics. As shown in Table 1, our RAG pipeline achieves high accuracy due to rigorous data curation and validation. Further metric details are available in the Supp. Materials S3.2.

Traditional metrics such as CLIP Score [20] and FID [21] are insufficient for evaluating character fidelity, as they lack the nuance required to distinguish complex details and concepts. For instance, a CLIP classifier may yield high similarity scores for two distinct Hindu characters despite significant differences in their attributes (see the Supplementary Material for further discussion S3.2). To overcome these limitations, we adopt the ‘LLM-as-a-Judge’ framework [60], which has demonstrated near-human performance in various reasoning tasks. This framework leverages an LLM to dynamically assess generated images based on the characters’ narrative context, retrieved from our knowledge graph, and evaluates them according to task-specific metrics. We evaluate generated images based on four key metrics: **Attribute Accuracy** assesses the depiction of character-specific elements, such as distinctive weapons, attire, or physical traits; **Context Relevance** evaluates alignment with broader narrative or situational elements, including culturally relevant background features; **Visual Fidelity** measures image quality, realism, and coherence, ensuring the absence of artifacts or inconsistencies; **Intent Representation** examines the portrayal of intended personality, emotions, and symbolic

depth, reflecting the character’s essence as described in the prompt. The LLM Judge is tasked with assigning a score between 0 and 1 for each metric, ranging from poor to good, to evaluate the quality of the image based on these criteria. Overall Alignment is calculated using the weighted scores of the metrics with [0.6, 0.15, 0.1, 0.15] weights for the corresponding metrics to prioritize accurate character depictions without compromising visual quality and narrative coherence. Table 2 shows that our method significantly enhances context-aware character depiction across all baseline models, achieving an average improvement of **30%** in attribute accuracy and nearly **40%** in overall alignment. Furthermore, the quantitative results indicate that our **SRD** method consistently enhances these elements over consecutive rounds, underlining the effectiveness and reliability of our approach in iterative improvements.

User Study A user study was conducted with 50 randomly chosen participants who evaluated the attribute accuracy, contextual and narrative coherence of each model’s output against reference images of mythological characters from epics and mythology books. Participants were asked to select the character, from multiple options, that most closely matched the reference images based on these criteria. An impressive 91.93% of participants chose images generated by our models, aligning with evaluations from LLMEval and demonstrating Context Canvas’s effectiveness in generating complex, high-fidelity characters across various T2I models, including SDXL, Flux, and DALL-E.

5. Conclusion

In this paper, we introduced Context Canvas, a novel framework that leverages a Graph-based Retrieval-Augmented Generation system to enhance text-to-image diffusion models, addressing key limitations in representing culturally specific and complex concepts. By dynamically integrating knowledge from structured knowledge graphs, our approach improves model accuracy, consistency, and cultural alignment, reducing the need for extensive user input or resource-intensive fine-tuning. Through context-aware, disentangled editing and RAG-based self-correction, Context Canvas enables nuanced and faithful representations of rare or multifaceted characters, such as mythological figures, while supporting advanced relational and contextual editing capabilities. Our framework’s compatibility with multiple diffusion models, including Stable Diffusion, Flux, and ControlNet, demonstrates its versatility across a range of generative tasks.

References

[1] Amazon Web Services, Inc. Improve your stable diffusion prompts with retrieval-augmented generation, 2023. Ac-

- cessed: November 15, 2024. [2](#), [3](#)
- [2] Yogesh Balaji, Seungjun Nah, Xun Huang, Arash Vahdat, Jiaming Song, Karsten Kreis, Miika Aittala, Timo Aila, Samuli Laine, Bryan Catanzaro, et al. ediffi: Text-to-image diffusion models with an ensemble of expert denoisers. *arXiv preprint arXiv:2211.01324*, 2022. [3](#)
 - [3] Andreas Blattmann, Robin Rombach, Kaan Oktay, Jonas Müller, and Björn Ommer. Retrieval-augmented diffusion models. In *Advances in Neural Information Processing Systems*, pages 20621–20637. Curran Associates, Inc., 2022. [2](#), [3](#)
 - [4] Tim Brooks, Aleksander Holynski, and Alexei A. Efros. InstructPix2Pix: Learning to follow image editing instructions. In *Proceedings of the IEEE/CVF Conference on Computer Vision and Pattern Recognition*, pages 18392–18402, 2023. [3](#)
 - [5] Tom Brown, Benjamin Mann, Nick Ryder, Melanie Subbiah, Jared D Kaplan, Prafulla Dhariwal, Arvind Neelakantan, Pranav Shyam, Girish Sastry, Amanda Askell, et al. Language models are few-shot learners. In *Advances in Neural Information Processing Systems*, pages 1877–1901, 2020. [3](#)
 - [6] Tom B. Brown, Benjamin Mann, Nick Ryder, Melanie Subbiah, Jared Kaplan, Prafulla Dhariwal, Arvind Neelakantan, Pranav Shyam, Girish Sastry, Amanda Askell, Sandhini Agarwal, Ariel Herbert-Voss, Gretchen Krueger, Tom Henighan, Rewon Child, Aditya Ramesh, Daniel M. Ziegler, Jeffrey Wu, Clemens Winter, Christopher Hesse, Mark Chen, Eric Sigler, Mateusz Litwin, Scott Gray, Benjamin Chess, Jack Clark, Christopher Berner, Sam McCandlish, Alec Radford, Ilya Sutskever, and Dario Amodei. Language models are few-shot learners. *Advances in Neural Information Processing Systems*, 33:1877–1901, 2020. [3](#), [4](#), [13](#)
 - [7] Wenhui Chen, Hexiang Hu, Chitwan Saharia, and William W. Cohen. Re-Imagen: Retrieval-augmented text-to-image generator. In *Proceedings of the International Conference on Learning Representations (ICLR)*, 2023. [2](#), [3](#)
 - [8] Yew Ken Chia, Guizhen Chen, Luu Anh Tuan, Soujanya Poria, and Lidong Bing. Contrastive chain-of-thought prompting. *arXiv preprint arXiv:2311.09277*, 2023. [3](#), [4](#)
 - [9] Guillaume Couairon, Jakob Verbeek, Holger Schwenk, and Matthieu Cord. Diffedit: Diffusion-based semantic image editing with mask guidance. In *The Eleventh International Conference on Learning Representations*, 2023. [3](#)
 - [10] DeepEval Developers. Deepeval: The llm evaluation framework, 2024. [6](#), [18](#)
 - [11] Patrick Esser, Sumith Kulal, Andreas Blattmann, Rahim Entezari, Jonas Müller, Harry Saini, Yam Levi, Dominik Lorenz, Axel Sauer, Frederic Boesel, et al. Scaling rectified flow transformers for high-resolution image synthesis. In *Forty-first International Conference on Machine Learning*, 2024. [2](#)
 - [12] Patrick Esser, Sumith Kulal, Andreas Blattmann, Rahim Entezari, Jonas Müller, Harry Saini, Yam Levi, Dominik Lorenz, Axel Sauer, Frederic Boesel, Dustin Podell, Tim Dockhorn, Zion English, Kyle Lacey, Alex Goodwin, Yan-nik Marek, and Robin Rombach. Scaling rectified flow transformers for high-resolution image synthesis, 2024. [3](#)
 - [13] Weixi Feng, Wanrong Zhu, Tsu-jui Fu, Varun Jampani, Arjun Akula, Xuehai He, Sugato Basu, Xin Eric Wang, and William Yang Wang. Layoutgpt: Compositional visual planning and generation with large language models. *arXiv preprint arXiv:2305.15393*, 2023. [3](#)
 - [14] Yutong Feng, Biao Gong, Di Chen, Yujun Shen, Yu Liu, and Jingren Zhou. Ranni: Taming text-to-image diffusion for accurate instruction following. In *Proceedings of the IEEE/CVF Conference on Computer Vision and Pattern Recognition (CVPR)*, pages 4744–4753, 2024. [3](#)
 - [15] Rinon Gal, Yuval Alaluf, Yuval Atzmon, Or Patashnik, Amit H Bermano, Gal Chechik, and Daniel Cohen-Or. An image is worth one word: Personalizing text-to-image generation using textual inversion. *arXiv preprint arXiv:2208.01618*, 2022. [2](#)
 - [16] Hanan Gani, Shariq Farooq Bhat, Muzammal Naseer, Salman Khan, and Peter Wonka. LLM blueprint: Enabling text-to-image generation with complex and detailed prompts. In *The Twelfth International Conference on Learning Representations*, 2024. [3](#)
 - [17] Sreyan Ghosh, Chandra Kiran Reddy Evuru, Sonal Kumar, Ramaneswaran S., Deepali Aneja, Zeyu Jin, Ramani Duraiswami, and Dinesh Manocha. A closer look at the limitations of instruction tuning. In *ICML*, 2024. [2](#)
 - [18] Jieren Deng Haoran Tang, Zhihong Pan, Hao Tian, Pratik Chaudhari, and Xin Zhou. Retribooru: Leakage-free retrieval of conditions from reference images for subject-driven generation. In *Submitted to The Thirteenth International Conference on Learning Representations*, 2024. under review. [2](#), [3](#)
 - [19] Amir Hertz, Ron Mokady, Jay Tenenbaum, Kfir Aberman, Yael Pritch, and Daniel Cohen-Or. Prompt-to-prompt image editing with cross attention control. *arXiv preprint arXiv:2208.01626*, 2022. [3](#)
 - [20] Jack Hessel, Ari Holtzman, Maxwell Forbes, Ronan Le Bras, and Yejin Choi. Clipscore: A reference-free evaluation metric for image captioning. *Empirical Methods in Natural Language Processing*, 2021. [9](#), [19](#)
 - [21] Martin Heusel, Hubert Ramsauer, Thomas Unterthiner, Bernhard Nessler, and Sepp Hochreiter. Gans trained by a two time-scale update rule converge to a local nash equilibrium. In *Advances in Neural Information Processing Systems (NeurIPS)*, pages 6626–6637, 2017. [9](#)
 - [22] Jonathan Ho, Ajay Jain, and Pieter Abbeel. Denoising diffusion probabilistic models. In *Advances in Neural Information Processing Systems*, pages 6840–6851, 2020. [3](#)
 - [23] Edward J Hu, Yelong Shen, Phillip Wallis, Zeyuan Allen-Zhu, Yuanzhi Li, Shean Wang, Lu Wang, and Weizhu Chen. Lora: Low-rank adaptation of large language models. *arXiv preprint arXiv:2106.09685*, 2021. [2](#)
 - [24] Patrick Lewis, Ethan Perez, Aleksandra Piktus, Fabio Petroni, Vladimir Karpukhin, Naman Goyal, Heinrich Küttler, Mike Lewis, Wen-tau Yih, Tim Rocktäschel, et al. Retrieval-augmented generation for knowledge-intensive nlp tasks. *Advances in Neural Information Processing Systems*, 33:9459–9474, 2020. [2](#), [3](#)
 - [25] Long Lian, Boyi Li, Adam Yala, and Trevor Darrell. LLM-grounded diffusion: Enhancing prompt understanding of

- text-to-image diffusion models with large language models. *Transactions on Machine Learning Research*, 2024. Featured Certification. 3
- [26] Vivian Liu and Lydia B Chilton. Design guidelines for prompt engineering text-to-image generative models. In *CHI Conference on Human Factors in Computing Systems*, pages 1–23, 2022. 2, 3
- [27] Yang Liu, Dan Iter, Yichong Xu, Shuohang Wang, Ruochen Xu, and Chenguang Zhu. G-eval: Nlg evaluation using gpt-4 with better human alignment. *arXiv preprint arXiv:2303.16634v3*, 2023. 6, 8, 18
- [28] Neo4j Inc. Neo4j: The graph database platform, 2023. Accessed: November 14, 2024. 6
- [29] Alex Nichol, Prafulla Dhariwal, Aditya Ramesh, Pranav Shyam, Pamela Mishkin, Bob McGrew, Ilya Sutskever, and Mark Chen. Glide: Towards photorealistic image generation and editing with text-guided diffusion models. *arXiv preprint arXiv:2112.10741*, 2021. 3
- [30] OpenAI. DALL-E 3. <https://openai.com/index/dall-e-3/>, 2023. 2, 3
- [31] OpenAI. GPT-4 Technical Report. *arXiv preprint arXiv:2303.08774*, 2023. 3
- [32] Orlando Marquez Ayala Patrice Béchar. Reducing hallucination in structured outputs via retrieval-augmented generation. *arXiv preprint arXiv:2404.08189*, 2024. 3
- [33] William Peebles and Saining Xie. Scalable diffusion models with transformers. *arXiv preprint arXiv:2212.09748*, 2022. 3
- [34] Boci Peng, Yun Zhu, Yongchao Liu, Xiaohe Bo, Haizhou Shi, Chuntao Hong, Yan Zhang, and Siliang Tang. Graph retrieval-augmented generation: A survey. *arXiv preprint https://doi.org/10.48550/arXiv.2408.08921*, 2024. 3
- [35] Dustin Podell, Zion English, Kyle Lacey, Andreas Blattmann, Tim Dockhorn, Jonas Müller, Joe Penna, and Robin Rombach. Sdxl: Improving latent diffusion models for high-resolution image synthesis. *arXiv preprint arXiv:2307.01952*, 2023. 3
- [36] Aditya Ramesh, Prafulla Dhariwal, Alex Nichol, Casey Chu, and Mark Chen. Hierarchical text-conditional image generation with clip latents. *arXiv preprint arXiv:2204.06125*, 2022. 3
- [37] Aditya Ramesh, Prafulla Dhariwal, Alex Nichol, Casey Chu, and Mark Chen. Hierarchical text-conditional image generation with clip latents. *arXiv preprint arXiv:2204.06125*, 2022. 3
- [38] Robin Rombach, Andreas Blattmann, Dominik Lorenz, Patrick Esser, and Björn Ommer. High-resolution image synthesis with latent diffusion models. In *Proceedings of the IEEE/CVF conference on computer vision and pattern recognition*, pages 10684–10695, 2022. 2
- [39] Robin Rombach, Andreas Blattmann, Dominik Lorenz, Patrick Esser, and Björn Ommer. High-resolution image synthesis with latent diffusion models. In *Proceedings of the IEEE/CVF Conference on Computer Vision and Pattern Recognition*, pages 10684–10695, 2022. 3
- [40] Simo Ryu. Low-rank adaptation for fast text-to-image diffusion fine-tuning. *Low-rank adaptation for fast text-to-image diffusion fine-tuning*, 2023. 3
- [41] Chitwan Saharia, William Chan, Saurabh Saxena, Lala Li, Jay Whang, Emily Denton, Seyed Kamyar Seyed Ghasemipour, Burcu Karagol Ayan, S Sara Mahdavi, Rapha Gontijo Lopes, et al. Photorealistic text-to-image diffusion models with deep language understanding. *arXiv preprint arXiv:2205.11487*, 2022. 3
- [42] Dvir Samuel, Rami Ben-Ari, Simon Raviv, Nir Darshan, and Gal Chechik. Generating images of rare concepts using pre-trained diffusion models, 2023. 2
- [43] Priyanka Sen, Sandeep Mavadia, and Amir Saffari. Knowledge graph-augmented language models for complex question answering. In *Proceedings of the 1st Workshop on Natural Language Reasoning and Structured Explanations (NLRSE)*, pages 1–8. Association for Computational Linguistics, 2023. 3
- [44] Roshan Shrestha, Yixuan Zou, Qiang Chen, Zhiyuan Li, Yushi Xie, and Sheng Deng. Fairrag: Fair human generation via fair retrieval augmentation. In *Proceedings of the IEEE/CVF Conference on Computer Vision and Pattern Recognition (CVPR)*, 2024. 2, 3
- [45] Jascha Sohl-Dickstein, Eric Weiss, Niru Maheswaranathan, and Surya Ganguli. Deep unsupervised learning using nonequilibrium thermodynamics. In *International Conference on Machine Learning*, pages 2256–2265. PMLR, 2015. 1
- [46] Jiaming Song, Chenlin Meng, and Stefano Ermon. Denoising diffusion implicit models. *arXiv preprint arXiv:2010.02502*, 2020. 3
- [47] Hugo Touvron, Thibaut Lavril, Gautier Izacard, Xavier Martinet, Marie-Anne Lachaux, Timothée Lacroix, Baptiste Rozière, Naman Goyal, Eric Hambro, Faisal Azhar, et al. Llama: Open and efficient foundation language models. *arXiv preprint arXiv:2302.13971*, 2023. 2
- [48] Xuezhi Wang, Yao Kordi, Swaroop Mishra, Shixiang Shane Liu, Noah A Smith, Daniel Khoshabi, and Hannaneh Hajishirzi. Self-consistency improves chain-of-thought reasoning in language models. *arXiv preprint arXiv:2305.10601*, 2023. 3
- [49] Zijie J Wang, Evan Montoya, David Munechika, Haoyang Yang, Benjamin Hoover, and Duen Horng Chau. Diffusiondb: A large-scale prompt gallery dataset for text-to-image generative models. *arXiv preprint arXiv:2210.14896*, 2022. 2, 3
- [50] Jason Wei, Xuezhi Wang, Dale Schuurmans, Maarten Bosma, Brian Ichter, Fei Xia, Ed Chi, Quoc Le, and Denny Zhou. Chain-of-thought prompting elicits reasoning in large language models. In *Advances in Neural Information Processing Systems*, pages 24824–24837, 2022. 3, 4, 13
- [51] Sam Witteveen and Martin Andrews. Investigating prompt engineering in diffusion models. *arXiv preprint arXiv:2211.15462*, 2022. 2, 3
- [52] Tsung-Han Wu, Long Lian, Joseph E Gonzalez, Boyi Li, and Trevor Darrell. Self-correcting llm-controlled diffusion models. In *Proceedings of the IEEE/CVF Conference on Computer Vision and Pattern Recognition*, pages 6327–6336, 2024. 2, 7, 17
- [53] Shin’ya Yamaguchi and Takuma Fukuda. On the limitation

- of diffusion models for synthesizing training datasets, 2023. [2](#)
- [54] Junyi Yao, Yijiang Liu, Zhen Dong, Mingfei Guo, Helan Hu, Kurt Keutzer, Li Du, Daquan Zhou, and Shanghang Zhang. Promptcot: Align prompt distribution via adapted chain-of-thought. In *Proceedings of the IEEE/CVF Conference on Computer Vision and Pattern Recognition (CVPR)*, pages 7027–7037, 2024. [2](#), [3](#)
- [55] Shunyu Yao, Jeffrey Zhao, Dian Yu, Nan Du, Izhak Shafran, Karthik Narasimhan, and Yuan Cao. Tree of thoughts: Deliberate problem solving with large language models. *arXiv preprint arXiv:2305.10601*, 2023. [3](#)
- [56] Lvmin Zhang and Maneesh Agrawala. Adding conditional control to text-to-image diffusion models, 2023. [2](#)
- [57] Shu Zhang, Xinyi Yang, Yihao Feng, Can Qin, Chia-Chih Chen, Ning Yu, Zeyuan Chen, Huan Wang, Silvio Savarese, Stefano Ermon, Caiming Xiong, and Ran Xu. HIVE: Harnessing human feedback for instructional visual editing. In *Proceedings of the IEEE/CVF Conference on Computer Vision and Pattern Recognition*, pages 9026–9036, 2024. [3](#)
- [58] Yue Zhang, Hongliang Fei, Dingcheng Li, and Ping Li. Promptgen: Automatically generate prompts using generative models. In *Findings of the Association for Computational Linguistics: NAACL 2022*, pages 3–13. Association for Computational Linguistics, 2022. [2](#), [3](#)
- [59] Yue Zhang, Dingcheng Li, Hongliang Fei, and Ping Li. Refir: Grounding large restoration models with retrieval augmentation. In *Advances in Neural Information Processing Systems*, 2024. [2](#), [3](#)
- [60] Lianmin Zheng, Wei-Lin Chiang, Ying Sheng, Siyuan Zhuang, Zhanghao Wu, Yonghao Zhuang, Zi Lin, Zhuohan Li, Dacheng Li, Eric Xing, Hao Zhang, Joseph E. Gonzalez, and Ion Stoica. Judging LLM-as-a-judge with MT-bench and chatbot arena. In *Thirty-seventh Conference on Neural Information Processing Systems Datasets and Benchmarks Track*, 2023. [6](#), [9](#)

S1. Knowledge Graph Construction

While traditional Retrieval Augmented Generation architectures work well for most cases, they lack structure and struggle to capture themes and relationships across the entire document corpus. As the data volume increases, retrieval quality lowers. Vector similarity searches approximate retrieval and often fail to fetch all pieces of relevant context. To address these limitations, we employ a graph-based RAG framework with direct query-based retrieval instead of vector similarity searches.

Context Canvas employs a robust, two-phase knowledge graph (KG) creation strategy, meticulously designed to ensure detailed, accurate, and context-rich representations of complex mythological characters. This process facilitates the seamless integration of structured knowledge into Text-to-Image (T2I) diffusion models, enabling the generation of visually and contextually precise images. Below, we outline the methodology employed for constructing and validating these knowledge graphs in complete detail.

Phase I: Character-Specific Knowledge Graph Creation

The first phase of knowledge graph creation focuses on constructing standalone subgraphs for individual characters from complex domains—such as mythology, fantasy and history, ensuring that each character is represented as a central node enriched with detailed, hierarchical attributes. We scrape the required data from reliable sources such as Wikipedia, mythology books, Project Gutenberg. The attributes of each character’s subgraph encompasses appearance traits, personality characteristics, strengths, weaknesses, relationships, and unique possessions. For example, Bhima, one of the Pandavas from the Hindu epic, Mahabharata, is described with a muscular build, dark complexion, and typically depicted wielding a mace as his primary weapon. His personality traits include courage and a fiery temper, while his immense physical strength stands out as a defining feature. Relationships are crucial in this context, with Bhima’s bond to his brothers Yudhishtira and Arjuna being central to his character, as is his rivalry with Duryodhana, the leader of the Kauravas. Such connections are encoded as directional edges within the graph. Additionally, iconic possessions, such as Bhima’s mace (Gada), are explicitly represented to reflect their symbolic and narrative importance. We employ Chain-of-Thought [50] reasoning combined with Few-Shot Prompting [6] using an LLM, along with relevant APIs such as the Wikipedia API and Google Search API, to source the required raw data. We ensure that the data includes detailed information about the character’s appearance, personality traits, events, relationships, and unique features.

Structured data for knowledge-graph construction is

first curated from the raw text scraped as described above in JSON format and subsequently translated into Cypher Query Language (CQL) for implementation in Neo4j. We achieve this using an LLM with a detailed prompt to generate hierarchical JSON data from the raw text, which is provided in Section. S4.2. For instance, a JSON entry for Draupadi’s relationships generates a CQL query that creates a node (`:Character {name: "Draupadi"}`) and links it to her five husbands—Yudhishtira, Bhima, Arjuna, Nakula, and Sahadeva—via `[HAS_SPOUSE]` edges. Symmetrical relationships, such as sibling connections like Arjuna’s bond with his brothers, are represented bidirectionally to ensure mutual representation in queries. This phase prioritizes the creation of high-fidelity, independent subgraphs that are rigorously validated for internal consistency. Validation ensures alignment with canonical texts, eliminates conflicting attributes, and prevents duplication of nodes. By structuring this process with a focus on mythological depth and relational accuracy, the resulting subgraphs provide a comprehensive foundation for integration into a larger knowledge graph framework. Fig. 8 shows an example of the structured JSON data for a character, ‘Tumburu’, along with our two-phase knowledge-graph creation process: individual character subgraph creation and inter-character relationship establishment.

Phase II: Inter-Character Relationship Integration

The second phase involves integrating individual subgraphs into a unified, relationally cohesive knowledge graph, capturing the intricate web of relationships and interactions among characters from Hindu mythology. This integration builds upon the character-specific subgraphs from the first phase, connecting them through shared mythological contexts, hierarchical relationships, and narrative events. As a result, the knowledge graph evolves into a dynamic and interlinked structure that accurately reflects the complexities of Hindu epics and their characters.

Relationships in this phase are modeled as bidirectional. Symmetrical relationships, such as siblings and spouses, are represented as bidirectional using the same relationship type (e.g, `HAS_SPOUSE`, `HAS_SIBLING`) edges to ensure mutual representation. For instance, Arjuna’s relationship with his brother Bhima is encoded as `({name: "Arjuna"})-[HAS_SIBLING]->({name: "Bhima"})`, where the edge is mirrored in the opposite direction. In contrast, asymmetrical relationships, such as teacher-student roles, are represented with bidirectional links using different appropriate relationship types. For example, Drona’s role as a teacher to Arjuna is represented as `({name: "Drona"})-[HAS_DISCIPLE]->({name: "Arjuna"})`, while Arjuna’s relationship to Drona is represented using the relationship type `HAS_TEACHER`,

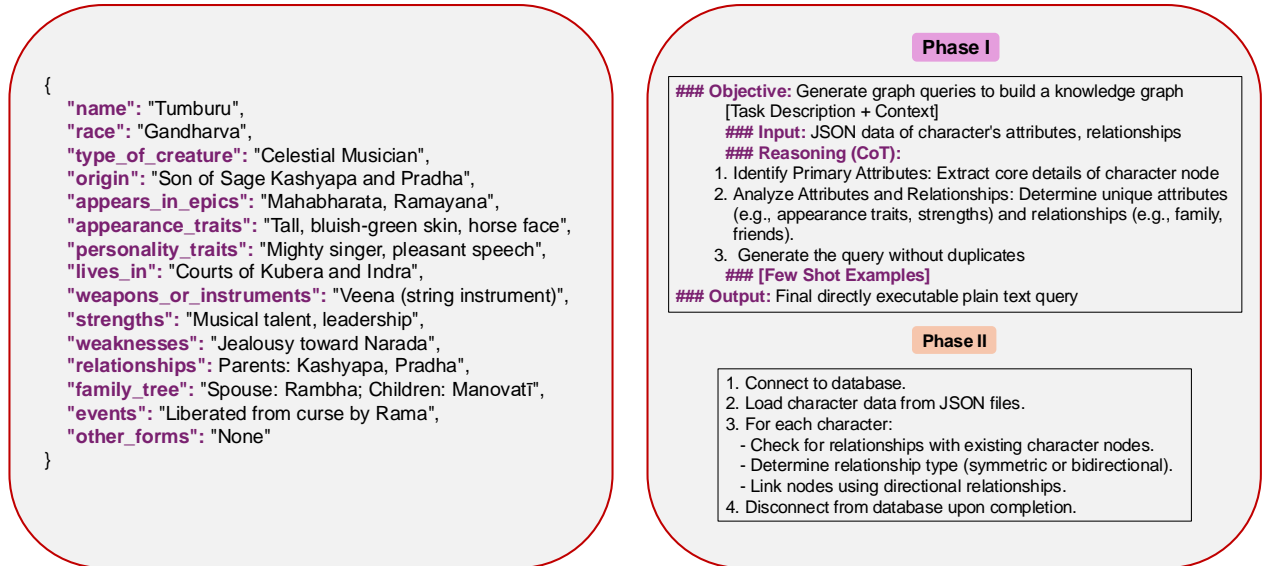


Figure 8. An overview of our two-phase data curation and knowledge graph creation process. The left box shows a condensed JSON data sample for a character, ‘Tumburu’. We leverage each character’s JSON data to create individual character graphs using LLM-generated graph creation queries in phase I. A concise format of the prompt used for phase I is shown in the right top box. We then establish inter-character relationships to create a well-connected knowledge graph in phase II, as shown in the right bottom box.

with the arrow pointing from Arjuna’s character node to Drona’s character node.

In addition to character relationships, event-based contexts are integrated into the graph to provide further depth and interconnectedness. Events such as battles, sacrifices, or divine councils are modeled as nodes that link the characters involved. For example, the Kurukshetra War is represented as (name: "Kurukshetra War"), with characters like Krishna, Arjuna, and Duryodhana connected to the event through contextual edges. This approach not only enriches the graph with narrative depth but also enables event-specific queries and multi-character prompts, supporting a comprehensive understanding of the epic’s dynamics.

Through the systematic integration of these inter-character relationships and event-based contexts, the second phase ensures that the knowledge graph embodies both structural coherence and mythological fidelity, offering a nuanced representation of the interconnected narratives within Hindu mythology. A schema of the knowledge-graph with its consistent nodes and relationships is shown in Fig. 9.

As an illustration of the above two-phase knowledge graph creation process, consider the character ‘Tumburu’ from Indian mythology. In the first phase, a subgraph is created for ‘Tumburu’, with nodes representing his appearance traits, such as his human form, horse-like face and musician’s attire, as well as his weapons, like the ‘Veena’. These nodes are further enriched with details of his relationships,

including his wife. Each attribute is hierarchically linked, ensuring specificity and contextual accuracy in the graph representation. This subgraph captures the essential elements of Tumburu’s character, providing a modular foundation for further integration.

In the second phase, Tumburu’s graph is linked to other characters and contextual elements within the mythology. Connections to ‘Narada’, depicted as his friend, and to the ‘Gandharvas’ (celestial beings), his mythological race, are established to represent his broader relational context. Directed edges further capture his role as a disciple of ‘Narada’, while event nodes encode his participation in celestial events, such as court assemblies. These integrations enrich the knowledge graph by embedding relational and contextual depth, ensuring it accurately reflects the character’s mythological narrative.

The two-phase process offers several distinct benefits. The modularity of the subgraph approach allows character-specific graphs to be independently validated and updated, ensuring the highest quality of data. The systematic creation and integration processes provide scalability, enabling efficient expansion to accommodate thousands of characters while maintaining consistency. Hierarchically structured nodes and edges enhance query efficiency, allowing for precise and context-driven retrieval of information. Moreover, the information in the graph can be easily and continuously updated in case of any need for corrections or modifications, as well as to keep the information up-to-date. The curated knowledge graph enriches Text-to-Image (T2I) diffu-

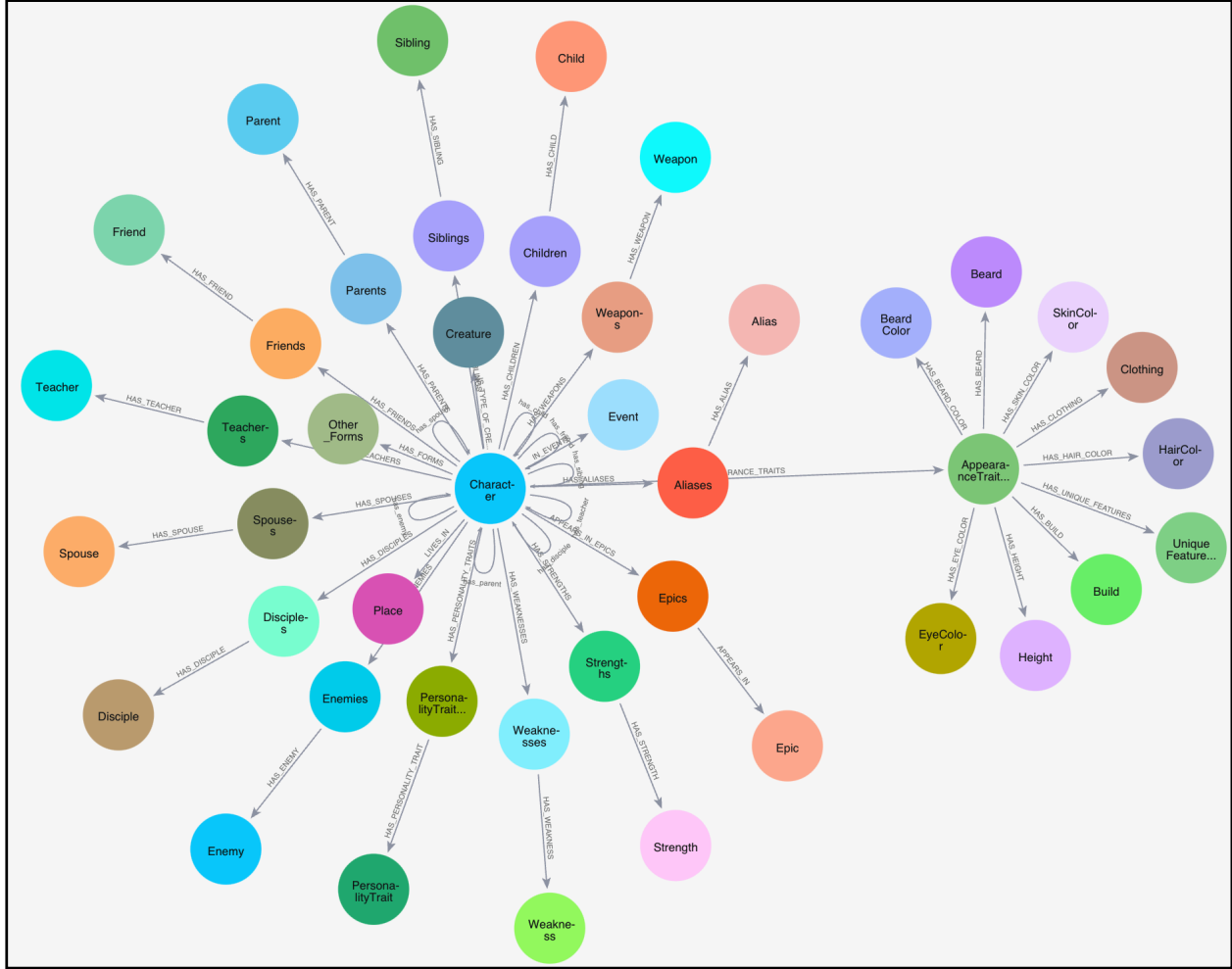


Figure 9. Knowledge-graph schema showing consistent nodes and relationships

sion models by providing structured, interpretable relational knowledge, thereby improving image fidelity and ensuring contextual alignment with the prompts.

By adopting this structured, two-phase approach to knowledge graph curation, the system delivers a scalable, precise, and contextually enriched foundation for generating high-quality T2I outputs. The graph’s relational structure not only enhances individual character representations but also supports multi-character and event-driven prompt responses. This enables narrative coherence and visual fidelity, ensuring that the generated images accurately reflect the depth and richness of mythological narratives.

S2. Additional Experiments

This section provides an overview of experiments showcasing the performance of our method in comparison to popular T2I generative models such as SDXL, Flux, and DALL-E. We include examples of image generation and de-

tailed prompts, highlighting the contextual accuracy of our method. Additionally, we demonstrate the self-correction mechanism through an end-to-end example and compare the image editing capabilities of Context Canvas with those of the baseline models, emphasizing its effectiveness in context-driven tasks.

S2.1. Image Generation

Our framework significantly enhances image generation by incorporating rich contextual understanding from our custom knowledge graph, enabling the creation of precise, thematically consistent, and visually detailed outputs. Fig. 10 shows additional examples comparing the results of Context Canvas with popular base models-such as SDXL, Flux, and DALL-E, showcasing its superior ability to generate images that align closely with complex, domain-specific input prompts. Table. 3 provides a condensed overview of Context Canvas’s context-aware image

generation framework by leveraging graph-based RAG.

Our method enhances image generation by addressing the limitations of standard models, which often fail to recognize or represent rare characters and their culturally specific contexts. For example, in “Kalki riding his horse amidst a storm”, base models like SDXL and Flux miss the dramatic interplay between Kalki, his horse, and the storm, resulting in generic outputs. In contrast, `Context Canvas` captures the dynamic energy of the storm, Kalki’s regal posture, and the precise appearance of the horse, bringing the scene to life with contextual fidelity.

In “Puloma cleaning groceries in a forest”, standard models either fail to generate Puloma or render her inaccurately, overlooking the cultural specificity of her traditional attire and serene forest setting. Our method portrays Puloma with fine-grained detail, including her posture, expressions, and a richly textured forest backdrop, adding depth and authenticity. Similarly, for ‘Ghatotkacha’, base models struggle to convey his legendary stature and unique attributes, while our method emphasizes his towering physique, fearsome expression, and the iconic mace, firmly grounding him in the narrative of battle.

For “Raktamukha hanging from a blackberry tree”, base models fail to identify or correctly visualize the character or the scene. `Context Canvas` brings the image to life by portraying Raktamukha’s playful hanging pose amidst the vivid detail of the tree, accurately depicting the character’s mischievous nature while also adding his enemy, the crocodile, adeptly capturing the narrative and cultural context. In “Ashwatthama with a stormy background”, standard models produce generic warrior figures that lack the emotional weight and intensity associated with Ashwatthama. Our method delivers a powerful image of Ashwatthama, capturing his forehead gem stone, rage and sorrow against the ominous, stormy backdrop.

Lastly, in “Tataka charging forward in a forest”, base models fail to recognize her monstrous form or situate her within a fitting environment. Our method accurately renders her ferocious stance, exaggerated features, and the dark, foreboding forest setting, creating a visually striking and thematically aligned output. These examples underscore how our method not only identifies culturally specific characters but also integrates their distinctive traits and contextual nuances, resulting in precise and compelling visual representations.

Fairness: Our approach promotes fairness by leveraging precise contextual appearance and narrative information to ensure accurate and respectful representation of culturally specific characters and stories. Depictions in the form of images often suffer from misrepresentations caused by human bias and knowledge gaps reflected in training data. Complex domains like mythology further exacerbate this issue with inconsistent and varied descriptions, mak-

ing authentic representation challenging. By integrating a knowledge graph, `Context Canvas` provides a structured framework to define, adjust, and refine depictions, preserving authenticity and cultural fidelity while avoiding stereotypes or generalizations. For instance, in Fig. 11, for ‘Lord Rama’, we depict his traditionally dark complexion, countering biases toward lighter skin tones. ‘Lord Krishna’ is represented with a cloud-like dark hue as described in authentic scripts, instead of the generic blue. For “Revered Sage Agastya”, we correct the portrayal of him as old, tall and muscular by depicting him as short and stout, consistent with tradition. Similarly, for “Kubera, the Hindu God of Wealth”, we replace the model’s generic stereotypical four-armed, trident-bearing representation of Hindu gods with an accurate depiction of Kubera as jovial, rotund, and culturally faithful.

Duality: Complex domains like mythology often feature characters with multiple forms, such as human and animal representations or celestial and earthly avatars. Capturing these nuances requires sensitivity to subtle contextual cues in user prompts. Our method dynamically interprets these cues by leveraging knowledge graph-based contextual information to generate accurate depictions.

For example, in Fig. 12, when generating ‘Ganga’, the prompt “Ganga flowing in the heavens” uses cues like ‘flowing’ and ‘heavens’, which align with her depiction as a celestial river. `Context Canvas` recognizes these terms and links them to her river form, portraying her as a divine water body gracefully coursing through the skies. In contrast, the prompt “Ganga crossing the river on her vehicle” incorporates cues such as ‘crossing the river’ and ‘vehicle’, signaling her earthly, human-like avatar riding the makara. The method seamlessly switches between forms based on these subtle differences in phrasing, requiring no explicit instructions. Similarly, for ‘Nandi’ and ‘Nandikeshwar’, `Context Canvas` distinguishes between the bull form and sage-like human form using contextual references. A prompt emphasizing ‘Nandi’ and ‘wandering in the forest’ generates Nandi in his animal form, while ‘Nandikeshwar’ and ‘meditating in a temple’ trigger the human-like depiction of the Lord Nandikeshwar. By leveraging both user prompts and knowledge graph context, our approach ensures culturally accurate, contextually appropriate representations, even in the face of duality and complexity.

Enhanced Consistency: An added advantage of `Context Canvas` is its ability to ensure consistency across multiple generations and seeds, a common challenge for standard T2I models. By anchoring outputs to a knowledge graph, it consistently reproduces key attributes and contextual details, such as Kunti’s traditional, simple attire and personality, and Narasimha’s fierce half-lion-half-human form, regardless of seed variations (as shown in Fig. 13). This grounding in structured data ensures characters and narra-




Figure 10. Our method generalizes across popular T2I generative models—such as SDXL, Flux, and DALL-E, to accurately identify and represent culturally specific characters that standard models fail to recognize. By integrating nuanced traits, iconic features, and richly contextual backgrounds, it ensures visually precise and thematically authentic outputs that align closely with the narrative essence of input prompts.

tives remain visually coherent and thematically accurate across multiple outputs, making it ideal for applications requiring repeatable and reliable depictions.

S2.2. Self-Correction

Our self-correction mechanism is a robust iterative framework designed to enhance image generation by dynamically adjusting prompts based on feedback from the generated output. This approach ensures alignment with target features across multiple aspects, making it ideal for complex domains like mythology, fantasy and history.

The self-correction process operates through a series of iterations, where the generated output is analyzed against target features as dictated by the user prompt and the distinct features of the character/s extracted from the graph-

context. If discrepancies are detected, adjustments are calculated and applied to refine the prompt. An end-to-end example showing the key steps of how our self-correction algorithm works is provided in Table 4 for the character ‘Yama’ shown in Fig. 6 (bottom left showing two rounds of self-correction).

Comparison with SLD

We compare our self-correction method, SRD with the Self-Correcting LLM-controlled Diffusion (SLD) method [52] as shown in Fig. 14. The comparison highlights the limitations of SLD when tasked with generating contextually and culturally nuanced images, especially involving domain-specific characters that are rarely represented in generative models. While SLD leverages iterative correction via LLM feedback, its edits are constrained to general improvements-



Figure 11. Our method promotes fairness by correcting culturally inaccurate biases in generative models. For “Lord Rama,” we depict his factually dark complexion, countering the model’s tendency to show him with lighter skin. “Lord Krishna” is shown with a cloud-like dark tone rather than the generic blue. For “Revered sage Agastya,” we replace the model’s tall, muscular, and elderly stereotype with his traditional portrayal as short and stout. Depicting “Kubera, the Hindu God of Wealth,” we correct the model’s bias for four-armed, trident-bearing gods, presenting Kubera as jovial and stout.

such as fixing logical inconsistencies like numeracy, negation or spatial arrangement. This approach lacks the contextual granularity required to handle unique domains, such as mythology or culturally rooted narratives.

In contrast, the proposed Self-Correcting RAG-Guided Diffusion (SRD) demonstrates its effectiveness by integrating a knowledge graph-driven contextual enrichment process. This allows SRD to faithfully represent complex entities, such as ‘Nandi’ and ‘Vritra’, by accurately capturing their distinguishing attributes and narrative roles. The visual results underline the effectiveness of SRD: it not only includes rare characters but also modifies the broader scene to align with cultural and contextual expectations. For instance, while SLD fails to correct Vritra’s anatomy and his environment, SRD successfully generates a multi-headed dragon coiled around drought-ridden mountains, staying true to the mythological context.

S2.3. Image Editing

Our method enhances ControlNet to enable context-aware, disentangled image editing for complex and culturally rich characters. By leveraging the structured knowledge graph, our approach dynamically retrieves and incorporates relevant contextual and relational data into ControlNet’s editing

pipeline, ensuring precise and culturally accurate modifications. We provide more examples of our method’s comparison with standard ControlNet for image editing as shown in Fig. 15.

S3. Evaluation

We leverage a comprehensive strategy for Context Canvas to evaluate both our Graph-Based Retrieval Augmented Generation pipeline as well as the proposed context-aware image generation approach. We measure the performance of the retriever and the generator using GEval [27] framework from the DeepEval [10] open-source library. For the image alignment part, we employ the ‘LLM-as-a-Judge’ framework to evaluate the fidelity of the generated images using relevant predefined metrics.

S3.1. RAG Evaluation

To evaluate the Retrieval-Augmented Generation (RAG) system used in our method, we employ a combination of retrieval and generation-specific metrics as below:

Retrieval Metrics: These metrics assess the accuracy and relevance of the context retrieved from the Knowledge Graph (KG) to support the image generation task. **Retrieval**



Figure 12. Context Canvas dynamically captures duality (characters existing in two-forms) based on contextual cues in the user prompts and from the graph context. For “Ganga flowing in the heavens”, Context Canvas generates Ganga as a heavenly river, while “Ganga crossing the river on her vehicle” shows her earthly avatar riding the ‘makara’. ‘Nandi’ is depicted in his bull form, while ‘Nandikeshwar’ is presented in his sage-like, human form. Each representation aligns with narrative cues, enhancing cultural accuracy.

Accuracy measures the proportion of queries for which relevant nodes and relationships were successfully retrieved from the KG. It is worthy to note that the retrieval accuracy is highly dependent on the capabilities of the chosen LLM in generating accurate graph queries (Cypher Query Language, in our case). While we leverage GPT-4o as the LLM to conduct all our experiments, our framework works seamlessly with any capable, general-purpose open or closed language model. **Context Precision** evaluates how precise the retrieved context is, i.e., the fraction of retrieved nodes and relationships that are actually relevant. **Context Recall** measures the completeness of the retrieval process, capturing the fraction of relevant nodes and relationships from the KG that were retrieved.

Generation Metrics: These metrics evaluate the quality of the final enriched prompts for contextual awareness, narrative coherence and potential hallucination. **Faithfulness** measures whether the generated image accurately represents the context provided by the enriched prompt, relying on LLMs to compare the output with the input prompt for consistency. **Coherence** assesses the contextual and narrative flow of the generated content, particularly in multi-character or complex scenes, ensuring that the output aligns with the intended storyline. **Relevance** evaluates how closely the generated image adheres to the original user

prompt’s intent, ensuring that the core ideas of the prompt are well captured. **Contrastive Effectiveness** focuses on the unique strength of our contrastive prompting approach, measuring how well the final enriched prompt retains and emphasizes distinguishing attributes and relationships of each character or entity. Finally, the **Hallucination Score** quantifies instances where the model introduces inconsistent or irrelevant elements not present in the retrieved context; lower scores indicate better alignment and accuracy. A highly capable general purpose LLM-such as GPT-4o evaluates the reference text against factual data and the high-level user prompt to assign scores based on the definitions above.

S3.2. Image Generation Evaluation

Our method involves the generation of complex, multi-faceted characters from highly specific domains-such as mythology, fantasy, and history. Evaluating these generated images presents a unique challenge, as it requires capturing multiple dimensions, including contextual accuracy, narrative coherence, and cultural relevance. Traditional metrics like CLIP Score[20] fall short in assessing such intricacies. To address this, we leverage the LLM-as-a-Judge framework, which evaluates the generated images against the relevant context retrieved from our validated



Figure 13. Our method supports consistency by grounding the character’s distinct attributes using structured and contextual data from the knowledge graph.

reference knowledge graph. This approach enables a more nuanced and comprehensive assessment, ensuring that the visual outputs align with the intricate attributes, relationships, and narratives defined by the contextual and cultural expectations of the domains.

Relevance of Traditional Metrics

CLIP (Contrastive Language-Image Pretraining) scores, while widely used as a benchmark for assessing the semantic alignment between text and images, fall short when applied to nuanced, context-rich tasks like our image generation process. CLIP scores are highly sensitive to visual styles (e.g., realism, cartoon, abstract art) rather than focusing on the semantic content or narrative intent. For example, the same mythological character depicted in a realistic style versus a stylized cartoon might yield significantly different scores, even though both are accurate representations. CLIP embeddings prioritize easily detectable surface-level features (e.g., objects, colors, general themes) over deeper contextual relationships and narrative accuracy. As a result, key elements like symbolic artifacts, character interactions, or subtle cultural cues might be overlooked or misinterpreted. Moreover, CLIP’s lack of narrative understanding often leads to mismatched scores for scenes that align perfectly with user intent but fail to meet its limited embedding

priorities.

The limitations of CLIP scores in evaluating complex, context-aware image generation are clearly demonstrated in Fig. 16. The reference image of ‘Angada’ highlights detailed cultural and contextual nuances—such as his traditional attire, monkey lineage, muscular build, and royal demeanor—which are integral to faithfully depicting the character. In comparison, the ‘horse on a cliff’ image generated by Flux without additional contextual guidance receives a CLIP score of 0.5 despite failing to capture Angada’s essence. It replaces the rich visual and cultural specificity with a generic silhouette of a figure on a mountain cliff, overlooking a sunset. This example underscores CLIP’s bias toward surface-level aesthetic elements, such as a visually pleasing composition, rather than evaluating fidelity to the provided context.

Conversely, the image produced using our contrastive prompting-enhanced model (Flux + Ours) achieves a slightly higher CLIP score of 0.73. However, even this score does not fully reflect the nuanced improvements, such as the accurate portrayal of Angada’s facial features, jewelry, posture, and culturally resonant details that align with the prompt. CLIP fails to recognize the importance of such fine-grained attributes and relational cues embedded in the enriched prompt, as it primarily relies on generic embedding similarity rather than contextual comprehension.




Figure 14. Comparison of Context Canvas with Self-Correcting LLM-controlled Diffusion (SLD) framework’s self-correction methodology. While SLD iteratively corrects the generated image by leveraging either the pre-trained knowledge of an LLM or the detailed user prompt to make corrections and edits, it fails to correct images of rare characters from highly-specific domains. The base DALL-E model misses including ‘Nandi’ in the generated image. While SLD returns the original image after its self-correction process due to its lack of contextual-awareness and the specificity of the character, our self-correction method adeptly includes Nandi in the mountains, simultaneously turning the mountains into snow mountains aligning with the cultural narrative. SLD fixes negation, numeracy and spatial-arrangement for general concepts but fails to correct Vritra’s missing heads as it cannot recognize such complex, domain-specific concepts. Our self-correction approach, Self-Correcting RAG-Guided Diffusion (SRD), on contrast, not only depicts Vritra in his multi-headed dragon form but also corrects the background to be a drought-ridden mountain, driven by contextual and narrative awareness.

This example illustrates the inherent shortcomings of CLIP scores when applied to domain-specific, culturally intricate tasks. They lack the ability to penalize significant hallucinations (e.g., the absence of Angada’s defining traits in Flux’s output) and fail to reward improvements in narrative coherence, relational accuracy, or character-specific fidelity. This highlights the need for alternative metrics that can not only understand fine-grained visual attributes but also the detailed cultural and contextual narratives key to depicting these images with high fidelity, explaining our choice of a scalable and broad evaluation framework such as the LLM-as-a-Judge.

S4. Practical Considerations and Future Scope

In this paper, we introduced Context Canvas, a scalable and adaptable approach for enhancing text-to-image (T2I) diffusion models through the integration of knowledge graphs (KGs). This section discusses the practical considerations that demonstrate the robustness, efficiency,

and domain versatility of the proposed method, addressing potential concerns and future directions.

S4.1. Scalable Adaptability of Knowledge Graphs

Knowledge graph (KG)-based systems are increasingly valued for their ability to organize and retrieve complex, structured data, scalability and adaptability. Our framework demonstrates an automated approach to dynamically extract and create relationships and entities in a consistent and contextually relevant manner. This ensures that the KG remains coherent and well-structured, regardless of the domain or the underlying KG technology used.

While curating an extensive knowledge-graph can be complex, our framework leverages automated processes, such as Few-Shot Prompting and reasoning techniques, to dynamically extract relationships and attributes from scraped unstructured data, minimizing manual curation. These relationships and entities are hierarchically organized, ensuring internal consistency while maintaining flex-



Figure 15. Context Canvas demonstrates enhanced editing capabilities. In the top row, “Shiva at the waterfalls” evolves through accurate additions like ‘Vasuki’ and ‘baby Ganesha’, where ControlNet without our method introduces generic inaccuracies. For Shiva’s abode, standard ControlNet fails to make any modifications at all while our method identifies and edits the image with his ‘mountain abode’. The middle row highlights “Ganesha in a garden,” where our approach (right) seamlessly integrates culturally significant details, such as his ‘vehicle’ and ‘weapons’. In the bottom row, “Hanuman in a forest” is enriched with narratively-accurate elements like the mace, Sanjeevini, and a dynamic portrayal of his setting, showcasing superior contextual alignment while standard ControlNet either introduces generic items or fails to make any modification to the original image due to the absence of contextual-awareness.

ibility for different applications. While our implementation used Neo4j, which provides sub-millisecond response times even for large graphs with millions of nodes, the principles are equally applicable to other KG systems. The general reliance on efficient querying and modular graph structures ensures that similar results could be achieved with alternative graph databases or frameworks. We leveraged direct graph query-based retrieval for complete and interpretable retrieval. However, employing a hybrid approach by combining the query-based retrieval with similarity searches can enhance performance, depending on the way the data is structured in the knowledge graph and the domain of interest.

For broader applicability, the schema design and automation pipeline can be generalized across domains, accommodating a wide range of KG implementations. Moreover, future enhancements could incorporate hybrid approaches, combining structured KGs with vector-based representations to handle edge cases, such as sparsely documented entities, while preserving interpretability.

S4.2. RAG System Design

RAG system design can offer flexibility to enhance T2I generation based on domains and use cases. While our current implementation uses text-based KGs, including multi-modal data like reference images can offer further benefits, especially in cases where the availability of data for a


specific domain is sparse. For example, visual data, such as reference images, could complement textual descriptions by enriching attributes like clothing pattern or architectural style and refining relationships like ‘holds_object’. This multi-modal RAG approach could significantly improve performance in domains where text alone may not fully capture the required details.

The RAG system’s design also supports evolving use cases by ensuring that KGs remain adaptable and easy to update. Its modular architecture allows for incremental additions of new nodes, relationships, or even entire subgraphs without disrupting existing structures. This adaptability is crucial for domains with rapidly changing or expanding knowledge, such as trending cultural phenomena or ongoing historical research. Additionally, the system’s integration with APIs and real-time data sources ensures that the KG stays relevant and current, further enhancing its utility for time-sensitive applications.

Angada Reference Image



Flux (Clip Score = 0.5)



Flux + Ours (Clip Score = 0.73)



Angada watching sunset while standing on a mountain cliff

Figure 16. CLIP Score fails to capture fine-grained details essential to effectively review complex, multi-faceted characters.

Instruction

You are an assistant tasked with building a knowledge graph for complex domains with multi-faceted characters-such as mythology, history and fantasy. Given the following information from Wikipedia and relevant sources about the character {character_name} from the {domain}, carefully analyze the text to extract and summarize the traits as per the guidelines and return the complete information in this structured JSON format:

Guidelines for extracting the information:

1. **name:** The character's commonly known name.
2. **race:** The race the character belongs to (human, elf, deva, etc.).
3. **type_of_creature:** The kind of being the character is, e.g., human, God, demigod, half-human-half-animal, etc.
4. **origin:** Where the character originates from or the domain-specific event/place tied to their creation/birth.
5. **appears_in_epics:** Names of the ancient texts or epics (e.g., Mahabharata, The Iliad) where the character plays a significant role.
6. **other_names:** Any titles or alternative names.
7. **appearance_traits:** Detailed description of the character's physical appearance, including:
 - (a) **build:** Description of the character's build (e.g., muscular, slim, etc.).
 - (b) **height:** Character's height (e.g., tall, short, average).
 - (c) **skin_color:** Character's skin color (e.g., fair, dark, blue).
 - (d) **hair_color:** Character's hair color (e.g., black, brown).
 - (e) **beard:** Description of the character's beard (if any). If not mentioned, default to 'no beard'.
 - (f) **clothing:** Typical clothing the character is depicted in.
 - (g) **unique_features:** Exhaustive list of all unique visual or physical traits such as "bear head, human body with tail," horns, etc.
8. **personality_traits:** Significant aspects of the character's personality (e.g., brave, compassionate, wrathful).
9. **lives_in:** The region, world, or realm where the character resides.
10. **weapons_or_instruments:** List of all the weapons and/or instruments associated with the character, with each weapon and or instrument including:
 - (a) **name:** The name of the weapon and/or instrument in the character's source domain.
 - (b) **description:** A short English name or a description translating from other languages that all can understand (e.g., Gada (golden mace)).
11. **strengths:** Abilities, powers, or strengths the character is famous for.
12. **weaknesses:** Known vulnerabilities, weaknesses, or flaws of the character.
13. **relationships:** A breakdown of the character's relationships (parents, siblings, spouses, children, friends, enemies, teachers, disciples, etc.).
14. **family_tree:** A nested format for the family tree. Each **spouse** has a list of children, where each child can have their own **spouse** and **children**.
15. **place_of_death:** The place or event tied to the death of the character, if applicable.
16. **age_at_death:** The character's age at the time of death, if applicable.

Please return the information in the following structured JSON format:

```
{
  "name": "<Name of the character>",
  "race": "<Character's race>",
  "type_of_creature": [<Type of creature>, "..."],
  "origin": "<The origin story or birthplace of the character>",
  "appears_in_epics": [<Names of epics the character appears in>, "..."],
  "other_names": [<Alternative names or titles of the character>, "..."],
  "appearance_traits": {
    "build": "<Description of the build (e.g., muscular, slim)>",
    "height": "<Description of the height (e.g., tall, short)>",
    "skin_color": "<Description of skin color (e.g., fair, dark)>",
    "hair_color": "<Description of hair color (e.g., black, brown)>",
```

```

    "beard": "<Description of beard (if any)>",
    "clothing": "<Description of the typical clothing worn>",
    "unique_features": "<Other unique physical traits like 'bear head with human body,' '
        tail,' etc.>"
  },
  "personality_traits": ["<Notable personality traits>", "..."],
  "lives_in": "<Place or realm the character is said to live in>",
  "weapons_or_instruments": [
    {
      "name": "<Name of the weapon and/or instruments in local mythology>",
      "description": "<Short English name or description of the weapon and/or instrument, e.
        g., Gada (golden mace)>"
    }
  ],
  "strengths": ["<List of strengths or powers>", "..."],
  "weaknesses": ["<List of weaknesses or vulnerabilities>", "..."],
  "relationships": {
    "parents": ["<Names of parents>", "..."],
    "siblings": ["<Names of siblings>", "..."],
    "spouses": ["<Names of spouses>", "..."],
    "children": ["<Names of children>", "..."],
    "friends": ["<Names of friends>", "..."],
    "enemies": ["<Names of enemies>", "..."],
    "teachers": ["<Names of teachers>", "..."],
    "disciples": ["<Names of disciples>", "..."]
  },
  "family_tree": {
    "name": "<Name of the character>",
    "spouse": ["<Names of spouses>", "..."],
    "children": {
      "<Spouse Name>": [
        {
          "name": "<Name of the child>",
          "spouse": [
            {
              "name": "<Name of the child's spouse>",
              "children": [
                {
                  "name": "<Name of grandchild>",
                  "gender": "<male or female>"
                }
              ]
            }
          ]
        }
      ]
    }
  }
}

```

Source Raw Text

```
{summary}
```

Table 3. Context-Aware Image Generation by leveraging Graph-Based RAG

Context-Aware Image Generation Method Template

```

# Step 1: User Prompt Analysis
Input: user_prompt (high-level text description)
Output: list_of_characters = [(main_subject, linking_character, relation_type), ...]

def analyze_prompt(user_prompt):
    """
    Parse the user prompt to extract:
    - main_subject: The primary character
    - linking_character: Secondary character if any
    - relation_type: The relationship between characters
    """
    # Example Analysis Logic
    if "possessive noun phrase" in user_prompt:
        linking_character = extract_proper_noun(user_prompt)
        relation_type = extract_relation(user_prompt)
        main_subject = None
    else:
        main_subject = extract_proper_noun(user_prompt)
        linking_character = None
        relation_type = None

    return [(main_subject, linking_character, relation_type)]

# Step 2: Query Knowledge Graph for Context
Input: list_of_characters
Output: cached_context_file (path to retrieved context)

def query_knowledge_graph(list_of_characters):
    """
    For each character in the list, generate a Cypher Query (CQL)
    to retrieve attributes, relationships, and events from the KG.
    Cache the retrieved information.
    """
    cached_context = {}
    for character, linker, relation in list_of_characters:
        if character:
            query = f"""
                MATCH (c:Character {{name: '{character}'}})
                OPTIONAL MATCH (c)-[r]->(related)
                RETURN c, collect(r), collect(related)
            """
            result = execute_cypher_query(query)
            cached_context[character] = result

    # Save context to a temporary file
    cached_context_file = save_to_temp_file(cached_context)
    return cached_context_file

# Step 3: Contrastive Prompting
Input: cached_context_file, user_prompt
Output: enriched_prompt (final context-rich prompt)

def generate_contrastive_prompts(cached_context_file, user_prompt):
    """
    Use cached context to craft character-specific prompts with contrastive cues.
    """
    context = load_cached_context(cached_context_file)
    sub_prompts = []

    for character, data in context.items():
        # Extract attributes and relationships
        attributes = data["attributes"]
        relationships = data["relationships"]

        # Define contrastive cues
        contrastive_cues = f"Highlight {attributes}, connected to {relationships}."
        sub_prompt = f"Generate an image of {character}, described as {attributes}, engaged in {relationships}."
        sub_prompts.append(sub_prompt)

    # Combine into a final enriched prompt
    enriched_prompt = " ".join(sub_prompts)
    return enriched_prompt

# Combined Flow
user_prompt = "Rama's wife praying by the river"
list_of_characters = analyze_prompt(user_prompt)
cached_context_file = query_knowledge_graph(list_of_characters)
enriched_prompt = generate_contrastive_prompts(cached_context_file, user_prompt)

# Pass enriched_prompt to the T2I model for image generation

```


Table 4. Example showing the key steps of SRD using the character ‘Yama’

Self-Correction Example for Yama (Part 1)

Initial Setup:

- **Initial Prompt (P_0):** Generate an image of Yama, the Hindu god of death, sitting upright on a water buffalo with horns, wearing a golden crown, holding a mace and noose, with dark skin, a traditional forehead mark, and an eerie background.
- **Target Features (T):** Horns, Crown, Background, Vehicle (Water Buffalo), Skin Color, Noose, Mace, Posture, Forehead Mark.
- **Parameters:**
 - Max Iterations (K): 3
 - Decay Factor (d_0): 0.9
 - Stability Threshold ($S_{\text{threshold}}$): 0.8
 - GSI Threshold ($GSI_{\text{threshold}}$): 0.85

Iteration 1:

- **Analyze given generated Image (I_0):**
 - *Horns: False, Crown: False, Background: True, Vehicle: True, Skin Color: False, Noose: False, Mace: False, Posture: False, Forehead Mark: False.*
- **Global Stability Index (GSI):**

$$GSI = \frac{\text{Number of True Features}}{\text{Total Features}} = \frac{2}{9} = 0.22$$

- **Decay Factor (d):**

$$d = \min(0.9, \frac{1.0}{1}) = 0.9$$

- **Adjustments:**
 - Ensure the horns are prominent and symmetrical.
 - Include a golden crown with intricate designs.
 - Depict a dark-skinned tone for Yama.
 - Place a looped noose in Yama’s left hand.
 - Depict Yama holding a large, ornate mace.
 - Depict Yama with a traditional forehead mark.
 - Depict Yama sitting upright with a strong, imposing posture.
 - Depict Yama with a prominent water buffalo
- **Updated Prompt (P_1):** *”Generate an image of Yama, the Hindu god of death, sitting on a water buffalo with symmetrical horns wearing a golden crown with intricate designs, holding a large mace in one hand and a looped noose in the other, with a dark skin tone, two horns and a traditional forehead mark, and an eerie background.”*

Self-Correction Example for Yama (Part 2)

Iteration 2:

- **Analyze given generated Image (I_1):**

- *Horns: True, Crown: False, Background: True, Vehicle: True, Skin Color: False, Noose: False, Mace: True, Posture: True, Forehead Mark: False.*

- **Global Stability Index (GSI):**

$$GSI = \frac{\text{Number of True Features}}{\text{Total Features}} = \frac{5}{9} = 0.55$$

- **Decay Factor (d):**

$$d = \min(0.9, \frac{1.0}{2}) = 0.5$$

- **Adjustments:**

- Ensure the looped noose is clearly visible in Yama's left hand.
- Change skin color to dark.
- Vehicle should be regular water buffalo
- Background is darker.
- Make the mace more ornate.
- Highlight the traditional forehead mark with clarity.

- **Updated Prompt (P_2):** *"Generate an image of Yama, the Hindu god of death, sitting upright on a simple water buffalo with prominent symmetrical horns. Yama is wearing a traditional golden crown with intricate designs, holding a large, ornate mace in one hand and a clearly visible looped noose in the other. He has an extremely dark skin tone, a traditional forehead mark. Yama sits on a regular water buffalo with a commanding expression at the backdrop of an eerie background with dark smoke."*

Iteration 3:

- **Analyze given generated Image (I_2):**

- *Horns: True, Crown: True, Background: True, Vehicle: True, Skin Color: True, Noose: True, Mace: True, Posture: True, Forehead Mark: True.*

- **Global Stability Index (GSI):**

$$GSI = \frac{\text{Number of True Features}}{\text{Total Features}} = \frac{9}{9} = 1.0$$

- **Final Output:**

- No further adjustments, as $GSI \geq GSI_{\text{threshold}}$.
- **Final Generated Image (I_2):** All features rendered correctly.
Self-Correction stops (two-rounds of correction).