

BAB-ND: LONG-HORIZON MOTION PLANNING WITH BRANCH-AND-BOUND AND NEURAL DYNAMICS

Keyi Shen^{1*}, Jiangwei Yu^{1*}, Huan Zhang¹, Yunzhu Li²

¹University of Illinois Urbana-Champaign ²Columbia University
 {keyis2, jy79}@illinois.edu, huan@huan-zhang.com,
 yunzhu.li@columbia.edu

ABSTRACT

Neural-network-based dynamics models learned from observational data have shown strong predictive capabilities for scene dynamics in robotic manipulation tasks. However, their inherent non-linearity presents significant challenges for effective planning. Current planning methods, often dependent on extensive sampling or local gradient descent, struggle with long-horizon motion planning tasks involving complex contact events. In this paper, we present a GPU-accelerated branch-and-bound (BaB) framework for motion planning in manipulation tasks that require trajectory optimization over neural dynamics models. Our approach employs a specialized branching heuristics to divide the search space into subdomains, and applies a modified bound propagation method, inspired by the state-of-the-art neural network verifier α, β -CROWN, to efficiently estimate objective bounds within these subdomains. The branching process guides planning effectively, while the bounding process strategically reduces the search space. Our framework achieves superior planning performance, generating high-quality state-action trajectories and surpassing existing methods in challenging, contact-rich manipulation tasks such as non-prehensile planar pushing with obstacles, object sorting, and rope routing in both simulated and real-world settings. Furthermore, our framework supports various neural network architectures, ranging from simple multilayer perceptrons to advanced graph neural dynamics models, and scales efficiently with different model sizes. Project page: <https://robopil.github.io/bab-nd/>.

1 INTRODUCTION

Learning-based predictive models using neural networks reduce the need for full-state estimation and have proven effective across a variety of robotics-related planning tasks in both simulations (Li et al., 2018; Hafner et al., 2019c; Schrittwieser et al., 2020; Seo et al., 2023) and real-world settings (Lenz et al., 2015; Finn & Levine, 2017; Tian et al., 2019; Lee et al., 2020; Manuelli et al., 2020; Nagabandi et al., 2020; Lin et al., 2021; Huang et al., 2022; Driess et al., 2023; Wu et al., 2023; Shi et al., 2023). While neural dynamics models can effectively predict scene evolution under varying initial conditions and input actions, their inherent non-linearity presents challenges for traditional model-based planning algorithms, particularly in long-horizon scenarios.

To address these challenges, the community has developed a range of approaches. Sampling-based methods such as the Cross-Entropy Method (CEM) (Rubinstein & Kroese, 2013) and Model Predictive Path Integral (MPPI) (Williams et al., 2017) have gained popularity in manipulation tasks (Lowrey et al., 2018; Manuelli et al., 2020; Nagabandi et al., 2020; Wang et al., 2023) due to their flexibility, compatibility with neural dynamics models, and strong GPU support. However, their performance in more complex, higher-dimensional planning problems is limited and requires further theoretical analysis (Yi et al., 2024). Alternatively, more principled optimization approaches, such as Mixed-Integer Programming (MIP), have been applied to planning problems using sparsified neural dynamics models with ReLU activations (Liu et al., 2023). Despite achieving global optimality and better closed-loop control performance, MIP is inefficient and struggles to scale to large neural networks, limiting its ability to handle larger-scale planning problems.

In this work, we introduce a branch-and-bound (BaB) based framework that achieves stronger performance on complex planning problems than sampling-based methods, while also scaling to

*Equal contribution.

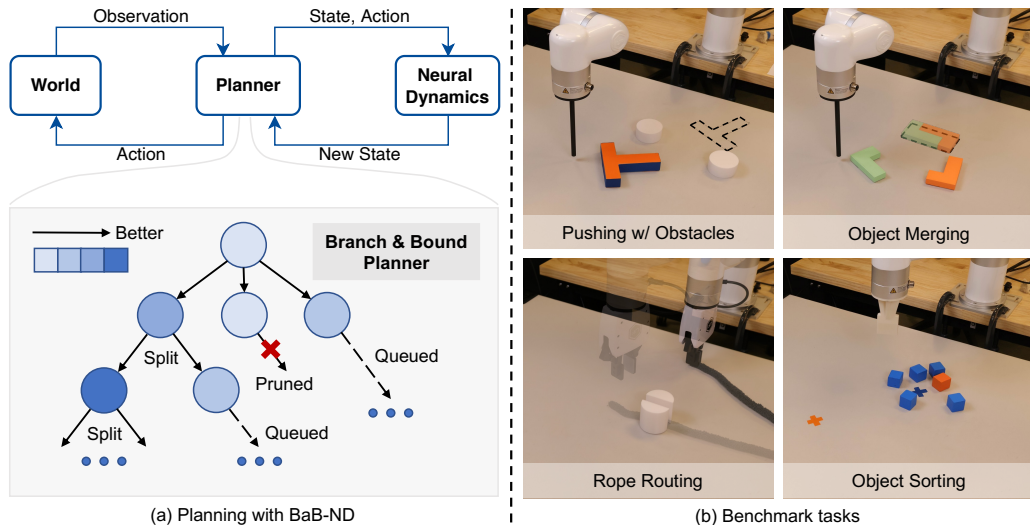


Figure 1: **Framework overview.** (a) Our framework takes scene observations and applies a branch-and-bound (BaB) method to generate robot trajectories using the neural dynamics model (ND). The BaB-ND planner constructs a search tree by branching the problem into sub-domains and then systematically searching only in promising sub-domains by evaluating nodes with a bounding procedure. (b) BaB-ND demonstrates superior long-horizon planning performance compared to existing sampling-based methods and achieves better closed-loop control in the real-world scenarios. We evaluate our framework on various complex planning tasks, including non-prehensile planar pushing with obstacles, object merging, rope routing, and object sorting.

large neural dynamics models that are intractable for MIP-based approaches. Our framework is inspired by the success of BaB in neural network verification (Bunel et al., 2018; 2020b; Palma et al., 2021), which tackles challenging optimization objectives involving neural networks. State-of-the-art neural network verifiers such as α, β -CROWN (Xu et al., 2021; Wang et al., 2021; Zhang et al., 2022a), utilize BaB alongside bound propagation methods (Zhang et al., 2018; Salman et al., 2019), demonstrating impressive strength and scalability in verification tasks, far surpassing MIP-based approaches (Tjeng et al., 2019; Anderson et al., 2020). However, unlike neural network verification, which only requires finding a lower bound of the objective, model-based planning demands high-quality feasible solutions (i.e., planned state-action trajectories). Thus, significant adaptation and specialization are necessary for BaB-based approaches to effectively solve planning problems.

Our framework, BaB-ND (Figure 1.a), divides the action space into smaller subdomains through novel branching heuristics (*branching*), estimates objective bounds using a modified bound propagation procedure to prune subdomains that cannot yield better solutions (*bounding*), and focuses searching on the most promising subdomains (*searching*). We evaluate our approach on contact-rich manipulation tasks that require long-horizon planning with non-smooth objectives, non-convex feasible regions (with obstacles), long action sequences, and diverse neural dynamics model architectures (Figure 1.b). Our results demonstrate that BaB-ND consistently outperforms existing sampling-based methods by systematically and strategically exploring the action space, while also being significantly more efficient and scalable than MIP-based approaches by leveraging the inherent structure of neural networks and GPU support.

We make three key contributions: (1) We propose a general, widely applicable BaB-based framework for effective long-horizon motion planning over neural dynamics models. (2) Our framework introduces novel branching, bounding, and searching procedures, inspired by neural network verification algorithms but specifically adapted for planning over neural dynamics models. (3) We demonstrate the effectiveness, applicability, and scalability of our framework across a range of complex planning problems, including contact-rich manipulation tasks, the handling of deformable objects, and object piles, using diverse model architectures such as multilayer perceptrons and graph neural networks.

2 RELATED WORKS

Neural dynamics model learning in manipulation. Dynamics models, learned from observations in simulation or the real world using deep neural networks (DNNs), have been widely and successfully

applied to robotic manipulation tasks (Shi et al., 2023; Wang et al., 2023). Neural dynamics models can be learned directly from pixel space (Finn et al., 2016; Ebert et al., 2017; 2018; Yen-Chen et al., 2020; Suh & Tedrake, 2020) or low-dimensional latent space (Watter et al., 2015; Agrawal et al., 2016; Hafner et al., 2019b;a; Schrittwieser et al., 2020; Wu et al., 2023). Other approaches use more structured scene representations, such as keypoints (Kulkarni et al., 2019; Manuelli et al., 2020; Li et al., 2020), particles (Li et al., 2018; Shi et al., 2022; Zhang et al., 2024), and meshes (Huang et al., 2022). Our work employs keypoint or object-centric representations, and the proposed BaB-ND framework is compatible with various architectures, ranging from multilayer perceptrons (MLPs) to graph neural networks (GNNs) (Battaglia et al., 2016; Li et al., 2019).

Model-based planning with neural dynamics models. The highly non-linear and non-convex nature of neural dynamics models hinders the effective optimization of model-based planning problems. Previous works (Yen-Chen et al., 2020; Ebert et al., 2017; Nagabandi et al., 2020; Finn & Levine, 2017; Manuelli et al., 2020; Sacks et al., 2023; Han et al., 2024) utilize sampling-based algorithms like CEM (Rubinstein & Kroese, 2013) and MPPI (Williams et al., 2017) for online planning. Despite their flexibility and ability to leverage GPU support, these methods struggle with large input dimensions due to the exponential growth in the number of required samples. Previous work (Yin et al., 2022) improved MPPI by introducing dynamics model linearization and covariance control techniques, but their effectiveness when applied to neural dynamics models remains unclear. Other approaches (Li et al., 2018; 2019) have used gradient descent to optimize action sequences but encounter challenges with the local optima and non-smooth objective landscapes. Recently, methods inspired by neural network verification have been developed to achieve safe control and robust planning over systems involving neural networks (Wei & Liu, 2022; Liu et al., 2023; Hu et al., 2024a; Wu et al., 2024; Hu et al., 2024b), but their scalability to more complex real-world manipulation tasks is still uncertain. Moreover, researchers are also exploring the promising direction of performing planning over graphs of convex sets (GCSs) for contact-rich manipulation tasks Marcucci (2024); Graesdal et al. (2024). However, these approaches do not incorporate neural networks.

Neural network verification. Neural network verification ensures the reliability and safety of neural networks (NNs) by formally proving their output properties. This process can be formulated as finding the *lower bound* of a minimization problem involving NNs, with early verifiers utilizing MIP (Tjeng et al., 2019) or linear programming (LP) (Bunel et al., 2018; Lu & Kumar., 2020). These approaches suffer from scalability issues (Salman et al., 2019; Zhang et al., 2022b; Liu et al., 2021) because they have limited parallelization capabilities and fail to fully exploit GPU resources. On the other hand, bound propagation methods such as CROWN (Zhang et al., 2018) can efficiently propagate bounds on NNs (Eric Wong, 2018; Singh et al., 2019; Wang et al., 2018; Goyal et al., 2019) in a layer-by-layer manner, with the ability to be accelerated on GPUs. Combining bound propagation with BaB leads to successful approaches in NN verification (Bunel et al., 2020a; De Palma et al., 2021; Kouvaros & Lomuscio, 2021; Ferrari et al., 2022), and notably, the α, β -CROWN framework (Xu et al., 2021; Wang et al., 2021; Zhang et al., 2022a) achieved strong verification performance on large NNs (Bak et al., 2021; Müller et al., 2022). In our model-based planning setting, we utilize the lower bounds from verification, with modifications and specializations, to guide our systematic search procedure to find high-quality feasible solutions.

3 BRANCH-AND-BOUND FOR PLANNING WITH NEURAL DYNAMICS MODELS

Formulation. We formulate the planning problem as an optimization problem in Eq. 1, where c is the cost function, t_0 is the current time step, and H is the planning horizon. \hat{x}_t is the (predicted) state at time step t , and the current state $\hat{x}_{t_0} = x_{t_0}$ is known. $u_t \in \{u \mid \underline{u} \leq u \leq \bar{u}\} \subset \mathbb{R}^k$ is the robot’s action at each step. f_{dyn} is the pre-trained neural dynamics model (Please refer to Section D.3 for details about learning the neural dynamics model.), which takes state and action at time t and predicts the next state \hat{x}_{t+1} . **The goal of the planning problem** is to find a sequence of optimal actions u_t that minimize the sum of step costs:

$$\min_{\{u_t \in \mathcal{U}\}} \sum_{t=t_0}^{t_0+H} c(\hat{x}_t, u_t) \quad \text{s.t.} \quad \hat{x}_{t+1} = f_{dyn}(\hat{x}_t, u_t) \quad \implies \quad \min_{\mathbf{u} \in \mathcal{C}} f(\mathbf{u}) \quad (1)$$

This problem can be challenging due to its long planning horizon H , complex cost function c , and the non-linear neural dynamics model f_{dyn} with recursive dependencies at every step. Existing sampling-based and gradient-based methods may converge to sub-optima without systematic searching, while MIP-based methods fail to scale up with the size of f_{dyn} and the planning horizon H .

To simplify notation, we can substitute all constraints on \hat{x}_{t+1} into the objective recursively, and further simplify the problem as a constrained optimization problem $\min_{\mathbf{u} \in \mathcal{C}} f(\mathbf{u})$ (Eq. 1). Here f is our final objective, a scalar function that absorbs the neural network f_{dyn} and the cost function summed in all H steps. $\mathbf{u} = \{u_{t_0:t_0+H}\} \in \mathcal{C}$ is the action sequence and $\mathcal{C} \subset \mathbb{R}^d$ is the entire input space with dimension $d = kH$. We also flatten \mathbf{u} as a vector containing actions for all time steps, and use u_j to denote a specific dimension. Our goal is to then find the optimal objective value f^* and its corresponding optimal action sequence \mathbf{u}^* .

Branch-and-bound on a 1D toy example. Our work proposes to solve the planning problem Eq. 1 using branch-and-bound. Before diving into technical details, we first provide a toy case of a non-convex objective function $f(u)$ in 1D space ($k = H = 1, \mathcal{C} = [-1, 1]$) and illustrate how to use branch-and-bound to find f^* .

In Figure 2.1, we visualize the landscape of $f(u)$ with its optimal value f^* . Initially, we don't know f^* but we can sample the function at a few different locations (orange points). Although sampling (*searching*) often fails to discover the optimal f^* over $\mathcal{C} = [-1, 1]$, it gives an upper bound of f^* , since any orange point has an objective greater than or equal to f^* . We denote \bar{f}^* as the current best upper bound (orange dotted line).

In Figure 2.2, we split \mathcal{C} into two subdomains \mathcal{C}_1 and \mathcal{C}_2 (*branching*) and then estimate the lower bounds of the objective in \mathcal{C}_1 and \mathcal{C}_2 using linear functions (*bounding*). The key insight is if the lower bound in one subdomain is larger than \bar{f}^* , then sampling from that subdomain will not yield any better objective than \bar{f}^* , and we may discard that subdomain to reduce the search space. In the example, \mathcal{C}_1 is discarded in Figure 2.3.

Then, in Figure 2.4, we only perform sampling in \mathcal{C}_2 with the same number of samples. *Searching* in the reduced space is likely to obtain a better objective and therefore \bar{f}^* can be improved.

We could repeat these procedures (*branching*, *bounding*, and *searching*) to reduce the sampling space and improve \bar{f}^* as in Figure 2.5 and Figure 2.6. Finally, the value of \bar{f}^* will converge to f^* . This branch-and-bound method systematically partitions the input space and iteratively improves the objective. In practice, heuristics for branching, along with methods for bound estimation and solution search, are critical to the performance of branch and bound.

Methodology overview. We now discuss how to use the branch-and-bound (BaB) method to find high-quality actions for the planning problem formulated as $\min_{\mathbf{u} \in \mathcal{C}} f(\mathbf{u})$ (Eq. 1). We define a *subproblem* $\min_{\mathbf{u} \in \mathcal{C}_i} f(\mathbf{u})$ as the task of minimizing $f(\mathbf{u})$ within a *subdomain* \mathcal{C}_i , where $\mathcal{C}_i \subseteq \mathcal{C}$. Our algorithm, BaB-ND, involves three components: *branching* (Figure 3.b, Section 3.1), *bounding* (Figure 3.c, Section 3.2), and *searching* (Figure 3.d, Section 3.3).

- *Branching* generates a partition $\{\mathcal{C}_i\}$ of some input space \mathcal{C} such that $\bigcup_i \mathcal{C}_i = \mathcal{C}$, enabling systematic exploration of the input space.
- *Bounding* estimates the lower bound of $f(\mathbf{u})$ on each subdomain \mathcal{C}_i (denoted as $\underline{f}_{\mathcal{C}_i}^*$). The lower bound can be used to prune unpromising domains and also guide the search for promising domains.
- *Searching* seeks good feasible solutions and outputs the best objective $\bar{f}_{\mathcal{C}_i}^*$ within each subdomain \mathcal{C}_i . $\bar{f}_{\mathcal{C}_i}^*$ is an upper bound of f^* , as any feasible solution provides an upper bound for the optimal minimization objective f^* .

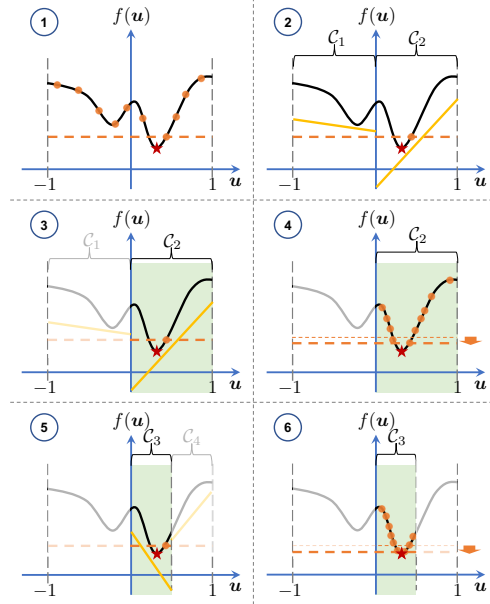


Figure 2: **Seeking f^* with Branch-and-Bound.** ① Sample on input space \mathcal{C} . \bullet : sampled points. \star : the optimal value f^* . $-\cdot-$: the current best upper bound of f^* from sampling. ② Branch \mathcal{C} into \mathcal{C}_1 and \mathcal{C}_2 . $—$: the linear lower bounds of f^* in subdomains. ③ Discard \mathcal{C}_1 since its lower bound is larger than \bar{f}^* . \blacksquare : the remaining subdomain to be searched. ④ Search on only \mathcal{C}_2 and upper bound of f^* is improved. $-\cdot-$: the previous upper bound. ⑤ Continue to branch \mathcal{C}_2 and bound on \mathcal{C}_3 and \mathcal{C}_4 . ⑥ Search on \mathcal{C}_3 . The upper bound approaches f^* .

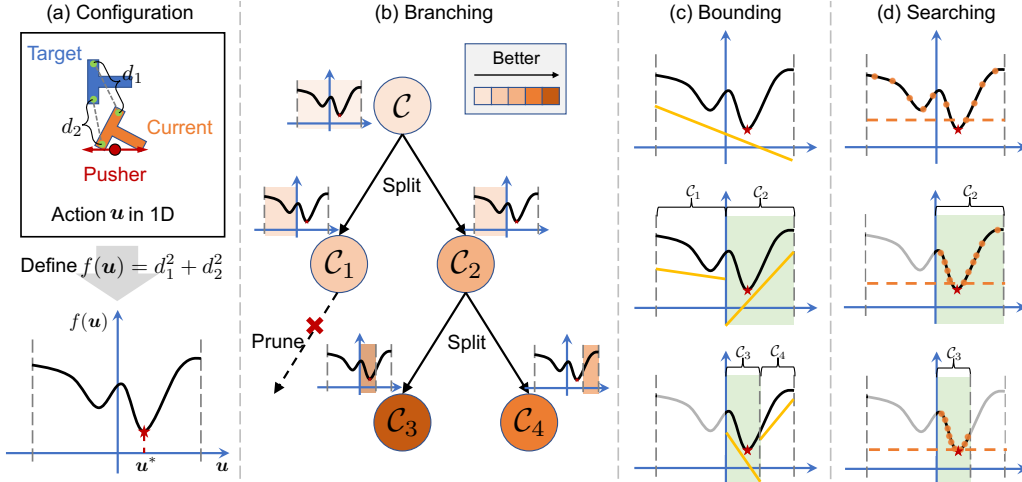


Figure 3: **Illustration of the branch-and-bound process.** (a) **Configuration:** we visualize a simplified case of pushing an object toward the target using a 1D action u . We select two keypoints on the object and target and denote the distances as d_1 and d_2 . Then we define our objective function $f(u)$ and seek u^* to minimize it. (b) **Branching:** we iteratively construct the search tree by splitting, queuing, and pruning nodes (subdomains). In every iteration, only the most promising nodes are prioritized for splitting, cooperating with bounding and searching. (c) **Bounding:** In every subdomain C_i , we obtain the linear lower bound of f^* (\underline{f}^*) via bound propagation. (d) **Searching:** we search better solutions with smaller objective (\bar{f}^*) on selected subdomains. \blacksquare indicates the most promising subdomain in every iteration. The search space progressively shrinks within the original input domain \mathcal{C} with better solutions found and more subdomains pruned. A detailed illustration of our BaB-ND in a simplified robotic manipulation task is provided in Section A.1.

We can always prune subdomain C_j if its $\underline{f}_{C_j}^* > \bar{f}^*$, where $\bar{f}^* := \min_i \bar{f}_{C_i}^*$ is the best upper bound among all subdomains $\{C_i\}$, since, in C_j , there is no solution better than the current best objective \bar{f}^* . The above procedure can be repeated many times, and each time during *branching*, some previously produced subdomains C_i can be picked for *bounding*, and *searching*, while the remaining subdomains are stored in a set \mathbb{P} for future *branching*. Our main algorithm is shown in Algorithm 1.

Distinctions from neural network verification. Although this generic BaB framework has been used in neural network verifiers (Bunel et al., 2018; Wang et al., 2021), to *prove a sound lower bound* of $f(u)$ within \mathcal{C} , $\underline{f}_{\mathcal{C}}^* \leq f^*$, whereas our BaB-ND seeks a *concrete solution* \tilde{u} (a near-optimal action sequence) to an objective-minimization problem $\min_{u \in \mathcal{C}} f(u)$. These fundamental distinctions in goals lead to different design choices.

We propose new *branching* heuristics that effectively guide the search for better solutions, extensively adapt the existing *bounding* algorithm CROWN (Zhang et al., 2018) to tackle its ineffectiveness and inefficiency issues under our complex planning setting and integrate a new *searching* component to find high-quality action sequences.

3.1 BRANCHING HEURISTICS FOR BAB-ND PLANNING

The efficiency of BaB heavily depends on the quality of branches. Hence, selecting promising subdomains and determining how to split subdomains are two essential questions in BaB, referring to `batch_pick_out`(\mathbb{P}, n) and `batch_split`($\{C_i\}$) in Algorithm 1. Here we introduce our specialized branching heuristics to select and split subdomains for seeking high-quality solutions.

Heuristic for selecting subdomains to split. The function `batch_pick_out`(\mathbb{P}, n) picks n most promising subdomains for branching, based on their associated $\underline{f}_{C_i}^*$ or $\bar{f}_{C_i}^*$. The pickout process must balance exploitation (focusing on areas around good solutions) and exploration (investigating regions that have not been thoroughly explored). *First*, we sort subdomains C_i by $\bar{f}_{C_i}^*$ in ascending order and select the first n_1 subdomains to form $\{C_{\text{pick}}^1\}$. Subdomains with smaller $\bar{f}_{C_i}^*$ are prioritized, as good solutions have been found there. *Then*, we form another promising set $\{C_{\text{pick}}^2\}$ by sampling $n - n_1$ subdomains from the remaining N ones, using softmax, with the probability p_i defined in Eq. 2,

Algorithm 1 Branch and bound for planning. **Comments** are in brown.

```

1: Function: bab_planning
2: Inputs:  $f, \mathcal{C}, n$  (batch size), terminate (Termination condition)
3:  $\{(\bar{f}^*, \bar{\mathbf{u}})\} \leftarrow \text{batch\_search}(f, \{\mathcal{C}\})$  ▷ Initially search on the whole  $\mathcal{C}$ 
4:  $\{\underline{f}^*\} \leftarrow \text{batch\_bound}(f, \{\mathcal{C}\})$  ▷ Initially bound on the whole  $\mathcal{C}$ 
5:  $\mathbb{P} \leftarrow \{(\mathcal{C}, \underline{f}^*, \bar{f}^*, \bar{\mathbf{u}})\}$  ▷  $\mathbb{P}$  is the set of all candidate subdomains
6: while  $\text{length}(\mathbb{P}) > 0$  and not terminate do
7:    $\{(\mathcal{C}_i, \underline{f}_{\mathcal{C}_i}^*, \bar{f}_{\mathcal{C}_i}^*, \bar{\mathbf{u}}_{\mathcal{C}_i})\} \leftarrow \text{batch\_pick\_out}(\mathbb{P}, n)$  ▷ Pick out subdomains to split from  $\mathbb{P}$ 
8:    $\{\mathcal{C}_i^{\text{lo}}, \mathcal{C}_i^{\text{up}}\} \leftarrow \text{batch\_split}(\{\mathcal{C}_i\})$  ▷ Splits each  $\mathcal{C}_i$  into two subdomains  $\mathcal{C}_i^{\text{lo}}$  and  $\mathcal{C}_i^{\text{up}}$ 
9:    $\{\underline{f}_{\mathcal{C}_i^{\text{lo}}}^*, \underline{f}_{\mathcal{C}_i^{\text{up}}}^*\} \leftarrow \text{batch\_bound}(f, \{\mathcal{C}_i^{\text{lo}}, \mathcal{C}_i^{\text{up}}\})$  ▷ Estimate lower bounds on new subdomains
10:   $\{(\bar{f}_{\mathcal{C}_i^{\text{lo}}}^*, \bar{\mathbf{u}}_{\mathcal{C}_i^{\text{lo}}}), (\bar{f}_{\mathcal{C}_i^{\text{up}}}^*, \bar{\mathbf{u}}_{\mathcal{C}_i^{\text{up}}})\} \leftarrow \text{batch\_search}(f, \{\mathcal{C}_i^{\text{lo}}, \mathcal{C}_i^{\text{up}}\})$  ▷ Search new solutions
11:  if  $\min(\{\bar{f}_{\mathcal{C}_i^{\text{lo}}}^*, \bar{f}_{\mathcal{C}_i^{\text{up}}}^*\}) < \bar{f}^*$  then
12:     $\bar{f}^* \leftarrow \min(\{\bar{f}_{\mathcal{C}_i^{\text{lo}}}^*, \bar{f}_{\mathcal{C}_i^{\text{up}}}^*\}), \bar{\mathbf{u}} \leftarrow \arg \min(\{\bar{\mathbf{u}}_{\mathcal{C}_i^{\text{lo}}}, \bar{\mathbf{u}}_{\mathcal{C}_i^{\text{up}}}\})$  ▷ Update the best solution if needed
13:   $\mathbb{P} \leftarrow \mathbb{P} \cup \text{Pruner}(\bar{f}^*, \{(\mathcal{C}_i^{\text{lo}}, \underline{f}_{\mathcal{C}_i^{\text{lo}}}^*, \bar{f}_{\mathcal{C}_i^{\text{lo}}}^*), (\mathcal{C}_i^{\text{up}}, \underline{f}_{\mathcal{C}_i^{\text{up}}}^*, \bar{f}_{\mathcal{C}_i^{\text{up}}}^*)\})$  ▷ Prune bad domains using  $\bar{f}^*$ 
14: Outputs:  $\bar{f}^*, \bar{\mathbf{u}}$ 

```

where T is the temperature and $\underline{f}_{\mathcal{C}_i, \text{scaled}}^*$ represents $\underline{f}_{\mathcal{C}_i}^*$ after min-max normalization for numerical stability. A smaller $\underline{f}_{\mathcal{C}_i}^*$ may indicate potentially better solutions in \mathcal{C}_i , which should be prioritized.

$$p_i = \frac{\exp(-\underline{f}_{\mathcal{C}_i, \text{scaled}}^*/T)}{\sum_{j=1}^N \exp(-\underline{f}_{\mathcal{C}_j, \text{scaled}}^*/T)} \quad (2)$$

Note that this heuristic was not discussed in the neural network verification literature, which requires verifying all subdomains, making the order of subdomain selection less critical.

Heuristic for splitting subdomains. `batch_split` ($\{\mathcal{C}_i\}$) partitions every \mathcal{C}_i to help search for good solutions. For a box-constrained subdomain $\mathcal{C}_i := \{\mathbf{u}_j \mid \underline{\mathbf{u}}_j \leq \mathbf{u}_j \leq \bar{\mathbf{u}}_j; j = 0, \dots, d-1\}$ (subscript i omitted for brevity), it is natural to split it into two subdomains $\mathcal{C}_i^{\text{lo}}$ and $\mathcal{C}_i^{\text{up}}$ along a dimension j^* by bisection. Specifically, $\mathcal{C}_i^{\text{lo}} = \{\mathbf{u}_j \mid \underline{\mathbf{u}}_{j^*} \leq \mathbf{u}_{j^*} \leq \frac{\underline{\mathbf{u}}_{j^*} + \bar{\mathbf{u}}_{j^*}}{2}\}$, $\mathcal{C}_i^{\text{up}} = \{\mathbf{u}_j \mid \frac{\underline{\mathbf{u}}_{j^*} + \bar{\mathbf{u}}_{j^*}}{2} \leq \mathbf{u}_{j^*} \leq \bar{\mathbf{u}}_{j^*}\}$. In both $\mathcal{C}_i^{\text{lo}}$ and $\mathcal{C}_i^{\text{up}}$, $\underline{\mathbf{u}}_j \leq \mathbf{u}_j \leq \bar{\mathbf{u}}_j, \forall j \neq j^*$ holds.

One native way to select j^* is to choose the dimension with the largest input range $\bar{\mathbf{u}}_j - \underline{\mathbf{u}}_j$. This efficient strategy can help identify promising solutions since dimensions with a larger range often indicate greater variability or uncertainty in f . However, it does not consider the specific landscape of f , which may indicate dimensions better suited for splitting.

We additionally consider the distribution of top $w\%$ samples with the best objectives from *searching* to partition \mathcal{C}_i into promising subdomains worth further searching. Specifically, for every dimension j , we record the number of top samples satisfying $\underline{\mathbf{u}}_j \leq \mathbf{u}_j \leq \frac{\underline{\mathbf{u}}_j + \bar{\mathbf{u}}_j}{2}$ and $\frac{\underline{\mathbf{u}}_j + \bar{\mathbf{u}}_j}{2} \leq \mathbf{u}_j \leq \bar{\mathbf{u}}_j$ as n_j^{lo} and n_j^{up} , respectively. Then, $|n_j^{\text{lo}} - n_j^{\text{up}}|$ indicates the distribution bias of top samples along a dimension j . A dimension with large $|n_j^{\text{lo}} - n_j^{\text{up}}|$ is critical to objective values in \mathcal{C}_i and should be prioritized to split due to the imbalanced samples on two sides. In this case, it is often possible that one of the two subdomains ($\mathcal{C}_i^{\text{lo}}$ and $\mathcal{C}_i^{\text{up}}$) contains better solutions, whereas the other has a larger lower bound for the objective and can be pruned.

Based on the discussion above, we rank input dimensions descendingly by $(\bar{\mathbf{u}}_j - \underline{\mathbf{u}}_j) \cdot |n_j^{\text{lo}} - n_j^{\text{up}}|$, select the top one as j^* , and then split \mathcal{C}_i into two subdomains evenly on dimension j^* . This heuristic is notably different from those discussed in neural network verification literature (Bunel et al., 2018; 2020b), since we aim to find better feasible solutions, not better lower bounds.

3.2 BOUNDING METHOD FOR BAB-ND PLANNING

Our bounding procedure aims to provide a tight lower bound for the objective function $f(\mathbf{u})$ in any subdomain, enabling the pruning of unpromising subdomains and the identification of promising

ones. While this component is crucial to the effectiveness of BaB, grasping this high-level idea is sufficient to understand our main algorithm.

To guide the search with tight bound estimation, an important insight is that in the planning problem, a strictly sound lower bound is not required, as the lower bound is used to evaluate the quality of subdomains rather than to provide a provable guarantee of $f(\mathbf{u})$, as in neural network verification. Based on this observation, we propose two approaches, *propagation early-stop* and *searching-integrated bounding*, to obtain an efficient estimation of the lower bound $\underline{f}_{\mathcal{C}_i}^*$, leveraging popular bound propagation-based algorithms like CROWN (Zhang et al., 2018).

Approach 1: Propagation early-stop. CROWN is a bound propagation algorithm that propagates a linear lower bound (inequality) through the neural network and has been successfully used in BaB-based neural network verifiers for the bounding step (Xu et al., 2021; Wang et al., 2021). In CROWN, the linear bound will be propagated backward from the output (in our case, $f(\mathbf{u})$) to the input of the network (in our case, \mathbf{u}), and be concretized to a concrete lower bound value using the constraints on inputs (in our case, \mathcal{C}_i).

However, this linear bound can become increasingly loose in deeper networks and may result in vacuous lower bounds. In our planning setting with the neural dynamics model f_{dyn} , the long planning horizon H in Eq. 1 requires unrolling f_{dyn} H times to form $f(\mathbf{u})$, leading to excessively loose bounds that are ineffective for pruning unpromising domains during BaB.

To address this challenge, we stop the bound propagation process early to avoid the excessively loose bound when propagated through multiple layers to the input \mathbf{u} . The linear bound will be concretized using intermediate layer bounds, as discussed in Approach 2, rather than the constraints on the inputs. A more formal description of this technique (with technical details on how CROWN is modified) is presented in Appendix B.2 with an illustrative example.

Approach 2: Search-integrated bounding. In CROWN, the propagation process requires recursively computing intermediate layer bounds (often referred to as *pre-activation bounds*). These pre-activation bounds represent the lower and upper bounds for any intermediate layer that is followed by a nonlinear layer. The time complexity of this process is quadratic with respect to the number of layers. Directly applying the original CROWN-like bound propagation is both ineffective and inefficient for long-horizon planning, as the number of pre-activation bounds increases with the planning horizon. This results in overly loose lower bounds due to the accumulated relaxation errors and high execution times.

To quickly obtain the pre-activation bounds, we can utilize the by-product of extensive sampling during *searching* to form the empirical bounds instead of recursively using CROWN to calculate these bounds. Specifically, we denote the intermediate layer output for layer v as $\mathbf{g}_v(\mathbf{u})$, and assume we have M samples \mathbf{u}^m ($m = 1, \dots, M$) from the *searching* process. We calculate the pre-activation lower and upper bounds as $\min_m \mathbf{g}_v(\mathbf{u}^m)$ and $\max_m \mathbf{g}_v(\mathbf{u}^m)$ for each dimension of $\mathbf{g}_v(\mathbf{u})$. Although these empirical bounds may underestimate the actual bounds, they are sufficient for CROWN to get a good estimation of \underline{f}^* to guide the search.

3.3 SEARCHING APPROACH FOR BAB-ND PLANNING

Given an objective function f and a batch of subdomains $\{\mathcal{C}_i\}$, `batch_search($f, \{\mathcal{C}_i\}$)` explores these subdomains to find solutions, returning the best objectives and associated inputs $\{(\bar{f}_{\mathcal{C}_i}^*, \tilde{\mathbf{u}}_{\mathcal{C}_i})\}$. A large variety of sampling-based methods can be utilized and we currently adopt CEM as the underlying method. Other existing methods, such as MPPI or projected gradient descent (PGD), can be alternatives. In typical neural network verification literature, searching is often ignored during BaB (Wang et al., 2021; Bunel et al., 2020b) since these approaches do not seek feasible solutions.

To cooperate with the *bounding* component, we need to additionally record the outputs of needed intermediate layer v , and obtain their bounds as described in Section 3.2. Since we require the lower bound of the optimal objective $\underline{f}_{\mathcal{C}_i}^*$ for every \mathcal{C}_i , the outputs of layer v must be calculated for every \mathcal{C}_i , using the samples within the subdomain.

Considering that the subdomains $\{\mathcal{C}_i\}$ will become progressively smaller, it is expected that sampling-based methods could provide good solutions. Moreover, since we always record $\bar{f}_{\mathcal{C}_i}^*$ and its associated $\tilde{\mathbf{u}}_{\mathcal{C}_i}$, they can initialize future searches on at least one of the split subdomains ($\mathcal{C}_i^{\text{lo}}$ and $\mathcal{C}_i^{\text{up}}$) from \mathcal{C}_i .

4 EXPERIMENTAL RESULTS

In this section, we assess the performance of our BaB-ND across a variety of complex robotic manipulation tasks. Our primary objective is to address three key questions through experiments: 1) How **effectively** does our BaB-ND perform long-horizon planning? 2) Is our BaB-ND **applicable** to different manipulation scenarios with multi-object interactions and deformable objects? 3) What is the **scalability** of our BaB-ND compared to existing methods?

Synthetic example. Before deploying our BaB-ND on robotic manipulation tasks, we design a synthetic function to evaluate its capability for finding optimal solutions in a highly non-convex problem. We define $f(\mathbf{u}) = \sum_{i=0}^{d-1} 5\mathbf{u}_i^2 + \cos 50\mathbf{u}_i$, $\mathbf{u} \in [-1, 1]^d$ where d is the input dimension. The optimal solution $f^* \approx -1.9803d$ and $f(\mathbf{u})$ has 16 local optima with 2 global optima along each dimension. Hence, optimizing $f(\mathbf{u})$ can be challenging as d increases.

We compare our BaB-ND with three baselines: (1) **GD**: projected Gradient Descent on random samples with hyper-parameter tuning for step size; (2) **MPPI**: Model Predictive Path Integral with hyper-parameter tuning on noise level and reward temperature; (3) **CEM**: Decentralized Cross-Entropy Method (Zhang et al., 2022c) using an ensemble of independent CEM instances performing local improvements of their sampling distributions.

In Figure 4, we visualize the best objective values found by different methods across different input dimensions up to $d = 100$. BaB-ND consistently outperforms all baselines which converge to sub-optimal values. For $d = 100$, BaB-ND can achieve optimality on 98 to 100 dimensions. This synthetic experiment demonstrates the potential of BaB-ND on planning problems involving neural dynamics.

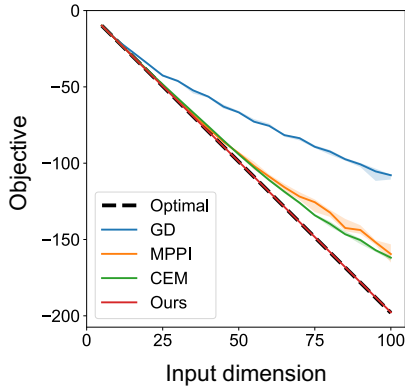


Figure 4: **Optimization result on a synthetic $f(\mathbf{u})$ over increasing dimensions d .** BaB-ND outperforms all baselines in terms of the optimized objective. We run all methods multiple times and visualize the median values with 25th and 75th percentiles in the shaded area.

Experiment settings. We evaluate our BaB-ND on four complex robotic manipulation tasks involving non-smooth objectives, non-convex feasible regions, and requiring long action sequences. Different architectures of neural dynamics like MLP and GNN are leveraged for different scenarios. Please refer to Section D for more details about tasks, dynamics models, and cost functions.

- **Pushing with Obstacles.** In Figure 5.a, this task involves using a pusher to manipulate a “T”-shaped object to reach a target pose while avoiding collisions with obstacles. An MLP neural dynamics model is trained with interactions between the pusher and object without obstacles. Obstacles are modeled in the cost function, making non-smooth landscapes and non-convex feasible regions.
- **Object Merging.** In Figure 5.c, two “L”-shaped objects are merged into a rectangle at a specific target pose, which requires a long action sequence with multiple contact mode switches.
- **Rope Routing.** As shown in Figure 5.b, the goal is to route a deformable rope into a tight-fitting slot (modeled in the cost function) in the 3D action space. Instead of greedily approaching the target in initial steps, the robot needs to find the trajectory to finally reach the target.
- **Object Sorting.** In Figure 5.d, a pusher interacts with a cluster of objects to sort one outlier object out of the central zone to the target while keeping others closely gathered. We use GNN to predict multi-object interactions. Every long-range action may significantly change the state. Additional constraints on actions are considered in the cost to avoid crashes between the robot and objects.

We evaluate baselines and BaB-ND on the open-loop planning performance (the best objective of Eq. 1 found) in simulation. Then, we select the best two baselines to evaluate their real-world closed-loop control performance (the final step cost or success rate of executions).

In real-world experiments, we first perform long-horizon planning to generate reference state trajectories and leverage MPC (Camacho & Bordons Alba, 2013) to efficiently track the trajectories in two tasks: *Pushing with Obstacles* and *Object Merging*. In the *Rope Routing* task, we directly execute the planned long-horizon action sequence due to its small sim-to-real gap. In the *Object Sorting* task, since the observations can change greatly after each push, we use MPC to replan after every action.

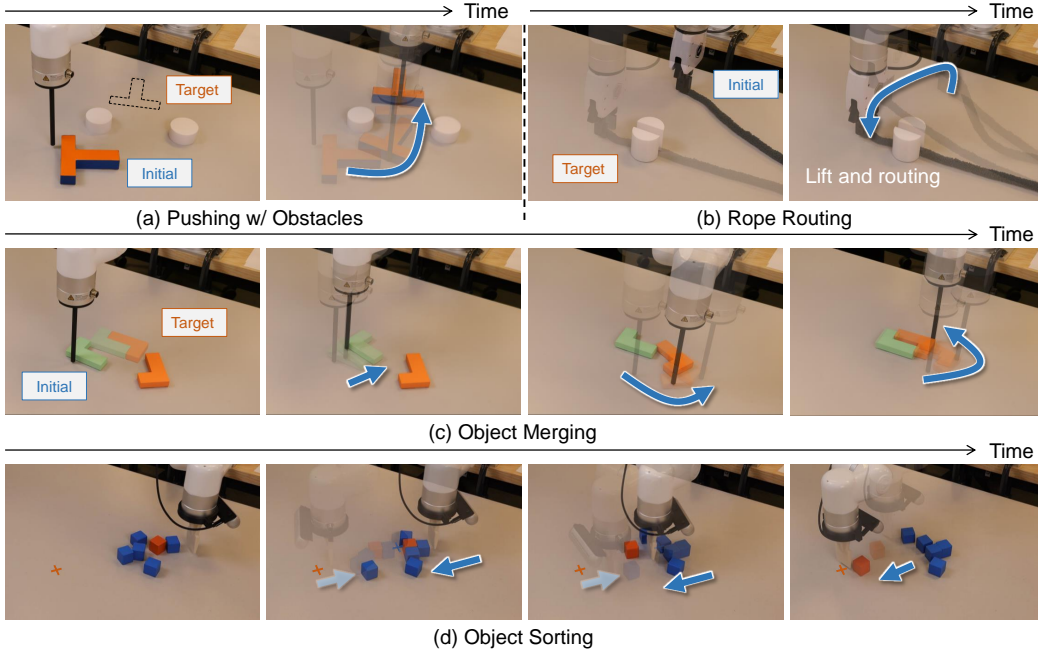


Figure 5: **Qualitative results on real-world manipulation tasks.** We evaluate our BaB-ND across four complex robotic manipulation tasks, involving non-convex feasible regions, requiring long-horizon planning, and interactions between multiple objects and the deformable rope. For each task, we visualize the initial and target configurations and one successful trajectory. Please refer to our [project page for demonstrations](#).

Effectiveness. We first evaluate the effectiveness of BaB-ND on *Pushing with Obstacles* and *Object Merging* tasks which are contact-rich and require strong long-horizon planning performance. The quantitative results of open-loop and closed loop performance for these tasks is presented in Figure 6.

In both tasks, our BaB-ND effectively optimizes the objective of Eq. 1 and gives better open-loop performance than all baselines. The well-planned trajectories can yield improved closed-loop performance in the real world with efficient tracking. Specifically, in the *pushing with obstacles* task, GD offers much worse trajectories than others, often resulting in the “T”-shaped object stuck at one obstacle. MPPI and CEM can offer trajectories passing through the obstacles but with poor alignment

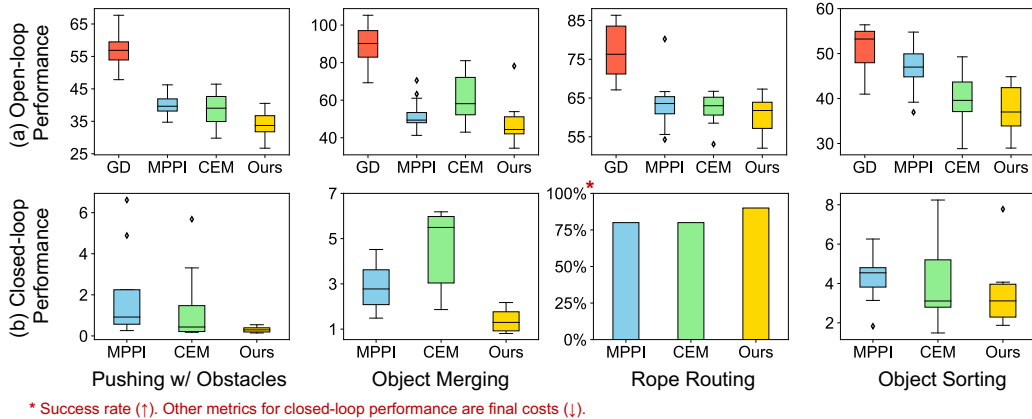


Figure 6: **Quantitative analysis of planning performance and execution performance in real world.** BaB-ND consistently outperforms baselines on open-loop performance leading to better closed-loop performance. (a) The open-loop performance of all tasks in simulation. We report the best objective of Eq. 1 found by all methods across different test cases. (b) The closed-loop performance in real world. GD is excluded from testing due to its poor open-loop performance. We report the success rate for *Rope Routing*, since a greedy trajectory that horizontally routes the rope may achieve a low final cost but fails to place it into the slot, and we report final step costs for the other tasks.

with the target. In contrast, BaB-ND can not only pass through obstacles successfully, but also often perfectly align with the final target.

Applicability. We assess the applicability of BaB-ND on *Rope Routing* and *Object Sorting* tasks involving the manipulation of deformable objects and interactions between multiple objects modeled by GNNs. The quantitative results in Figure 6 demonstrate our applicability to these tasks.

In the *Rope Routing* task, MPPI, CEM and ours achieve similar open-loop performance while GD may struggle at sub-optimal trajectories, routing the rope horizontally and becoming stuck outside the slot. In the *Object Sorting* task, CEM can outperform MPPI in simulation and the real world since MPPI is more suitable for planning continuous action sequences while actions are discrete in the task. Ours outperforms CEM with similar median and smaller variance.

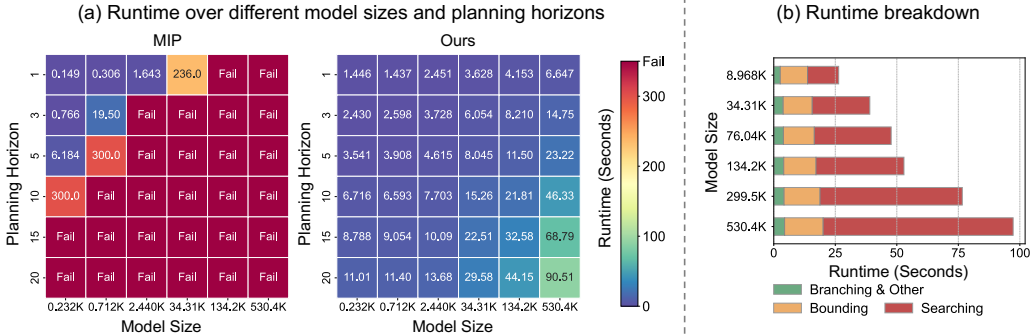


Figure 7: **Quantitative analysis of runtime and scalability.** (a) The runtime of MIP and BaB-ND for solving simple planning problems with varying model sizes and planning horizons. BaB-ND can handle significantly larger problems than MIP. (“Fail” indicates MIP fails to find any solution within 300 seconds.) (b) Runtime breakdown of our components on large and complex planning problems with $H = 20$. Runtimes for components other than searching increase slightly as model size grows, indicating the strong scalability of BaB-ND.

Scalability. We evaluate the scalability of our BaB-ND on *Pushing with Obstacles* task with varying model sizes and planning horizons on multiple test cases, in comparison to MIP (Liu et al., 2023). We train the neural dynamics models with different sizes and the same architecture, and use the number of parameters in the single neural dynamics model f_{dyn} to indicate the model size. Moreover, to accommodate MIP, we remove all obstacle-related components in cost and define the objective as the step cost after planning horizon H , $c(s_{t_0+T}, x_{t_0+T}, s_{goal})$ instead of the accumulated cost.

In Figure 7 (a), we visualize the average runtime of MIP and ours on test cases with different model sizes and planning horizons. The results show that MIP only handles small problems. Among all 36 settings, it provides optimal solutions for 6, sub-optimal solutions for 3, and fails to find any solution for the remaining within 300 seconds. In contrast, our BaB-ND scales up well to large problems with planning horizon $H = 20$ and a model containing over 500K parameters.

In Figure 7 (b), we evaluate the runtime of each primary component of our BaB-ND across various model sizes, ranging from approximately 9K to over 500K, in the context of an original objective for the *Pushing with Obstacles* tasks (containing items to model obstacles and accumulated cost among all steps) over a planning horizon of $H = 20$. The breakdown bar chart illustrates that the runtimes for the *branching* and *bounding* components grow relatively slowly across model sizes, which increase more than 50-fold. Our improved bounding procedure, as discussed in Section 3.2, scales well with growing model size. In addition, the *searching* runtime scales proportionally to neural network size since the majority of searching time is spent on sampling the model with a large batch size on GPUs.

5 CONCLUSION

In this paper, we propose a branch-and-bound framework for long-horizon motion planning with neural dynamics in robotic manipulation tasks. We leverage specialized branching heuristics for systematic search and adapt the bound propagation algorithm from neural network verification to estimate tight objective bounds efficiently and reduce search space. Our framework demonstrates superior planning performance in complex, contact-rich manipulation tasks, as well as scalability and adaptability to various model architectures. The limitations and future directions are discussed in Section A.4.

6 ACKNOWLEDGMENT

This work is supported by Toyota Research Institute (TRI). We thank Jose Barreiros, Hongkai Dai, Aykut Onol and Mengchao Zhang for their constructive suggestions on the paper manuscript. We also thank Mingtong Zhang, Haozhe Chen, Baoyu Li and Binghao Huang for their help with real-world experiments and simulation environment development. This article reflects solely the opinions and conclusions of its authors, not those of TRI or any other Toyota entity.

REFERENCES

- Pulkit Agrawal, Ashvin Nair, Pieter Abbeel, Jitendra Malik, and Sergey Levine. Learning to poke by poking: Experiential learning of intuitive physics. *arXiv preprint arXiv:1606.07419*, 2016.
- Ross Anderson, Joey Huchette, Will Ma, Christian Tjandraatmadja, and Juan Pablo Vielma. Strong mixed-integer programming formulations for trained neural networks. *Mathematical Programming*, 183(1):3–39, 2020.
- Stanley Bak, Changliu Liu, and Taylor Johnson. The second international verification of neural networks competition (vnn-comp 2021): Summary and results. *arXiv preprint arXiv:2109.00498*, 2021.
- Peter Battaglia, Razvan Pascanu, Matthew Lai, Danilo Jimenez Rezende, et al. Interaction networks for learning about objects, relations and physics. *Advances in neural information processing systems*, 29, 2016.
- Victor Blomqvist. Pymunk. <https://pymunk.org>, November 2022.
- Rudy Bunel, Ilker Turkaslan, Philip H. S. Torr, Pushmeet Kohli, and M. Pawan Kumar. A unified view of piecewise linear neural network verification. In *Advances in Neural Information Processing Systems (NeurIPS)*, 2018.
- Rudy Bunel, Alessandro De Palma, Alban Desmaison, Krishnamurthy Dvijotham, Pushmeet Kohli, Philip H. S. Torr, and M. Pawan Kumar. Lagrangian decomposition for neural network verification. *Conference on Uncertainty in Artificial Intelligence (UAI)*, 2020a.
- Rudy Bunel, Jingyue Lu, Ilker Turkaslan, Philip H. S. Torr, Pushmeet Kohli, and M. Pawan Kumar. Branch and bound for piecewise linear neural network verification, 2020b.
- Eduardo F Camacho and Carlos Bordons Alba. *Model Predictive Control*. Springer Science & Business Media, 2013.
- Alessandro De Palma, Harkirat Singh Behl, Rudy Bunel, Philip H. S. Torr, and M. Pawan Kumar. Scaling the convex barrier with active sets. *International Conference on Learning Representations (ICLR)*, 2021.
- Danny Driess, Zhiao Huang, Yunzhu Li, Russ Tedrake, and Marc Toussaint. Learning multi-object dynamics with compositional neural radiance fields. In *Conference on robot learning*, pp. 1755–1768. PMLR, 2023.
- Frederik Ebert, Chelsea Finn, Alex X Lee, and Sergey Levine. Self-supervised visual planning with temporal skip connections. In *CoRL*, pp. 344–356, 2017.
- Frederik Ebert, Chelsea Finn, Sudeep Dasari, Annie Xie, Alex Lee, and Sergey Levine. Visual foresight: Model-based deep reinforcement learning for vision-based robotic control. *arXiv preprint arXiv:1812.00568*, 2018.
- J. Zico Kolter Eric Wong. Provable defenses against adversarial examples via the convex outer adversarial polytope. In *International Conference on Machine Learning (ICML)*, 2018.
- Claudio Ferrari, Mark Niklas Muller, Nikola Jovanovic, and Martin Vechev. Complete verification via multi-neuron relaxation guided branch-and-bound. *arXiv preprint arXiv:2205.00263*, 2022.
- Chelsea Finn and Sergey Levine. Deep visual foresight for planning robot motion. In *2017 IEEE International Conference on Robotics and Automation (ICRA)*, pp. 2786–2793. IEEE, 2017.

- Chelsea Finn, Ian Goodfellow, and Sergey Levine. Unsupervised learning for physical interaction through video prediction. *arXiv preprint arXiv:1605.07157*, 2016.
- Sven Goyal, Krishnamurthy Dvijotham, Robert Stanforth, Rudy Bunel, Chongli Qin, Jonathan Uesato, Timothy Mann, and Pushmeet Kohli. On the effectiveness of interval bound propagation for training verifiably robust models. *Proceedings of the IEEE International Conference on Computer Vision (ICCV)*, 2019.
- Bernhard Paus Graesdal, Shao Yuan Chew Chia, Tobia Marcucci, Savva Morozov, Alexandre Amice, Pablo A. Parrilo, and Russ Tedrake. Towards tight convex relaxations for contact-rich manipulation, 2024. URL <https://arxiv.org/abs/2402.10312>.
- Danijar Hafner, Timothy Lillicrap, Jimmy Ba, and Mohammad Norouzi. Dream to control: Learning behaviors by latent imagination. *arXiv preprint arXiv:1912.01603*, 2019a.
- Danijar Hafner, Timothy Lillicrap, Ian Fischer, Ruben Villegas, David Ha, Honglak Lee, and James Davidson. Learning latent dynamics for planning from pixels. In *International Conference on Machine Learning*, pp. 2555–2565. PMLR, 2019b.
- Danijar Hafner, Timothy Lillicrap, Ian Fischer, Ruben Villegas, David Ha, Honglak Lee, and James Davidson. Learning latent dynamics for planning from pixels. In *International Conference on Machine Learning*, pp. 2555–2565, 2019c.
- Tyler Han, Alex Liu, Anqi Li, Alex Spitzer, Guanya Shi, and Byron Boots. Model predictive control for aggressive driving over uneven terrain, 2024.
- Hanjiang Hu, Jianglin Lan, and Changliu Liu. Real-time safe control of neural network dynamic models with sound approximation, 2024a.
- Hanjiang Hu, Yujie Yang, Tianhao Wei, and Changliu Liu. Verification of neural control barrier functions with symbolic derivative bounds propagation. In *8th Annual Conference on Robot Learning*, 2024b. URL <https://openreview.net/forum?id=jnubz7wB2w>.
- Zixuan Huang, Xingyu Lin, and David Held. Mesh-based dynamics model with occlusion reasoning for cloth manipulation. In *Robotics: Science and Systems (RSS)*, 2022.
- Panagiotis Kouvaros and Alessio Lomuscio. Towards scalable complete verification of relu neural networks via dependency-based branching. In *IJCAI*, pp. 2643–2650, 2021.
- Tejas D Kulkarni, Ankush Gupta, Catalin Ionescu, Sebastian Borgeaud, Malcolm Reynolds, Andrew Zisserman, and Volodymyr Mnih. Unsupervised learning of object keypoints for perception and control. *Advances in neural information processing systems*, 32:10724–10734, 2019.
- Joonho Lee, Jemin Hwangbo, Lorenz Wellhausen, Vladlen Koltun, and Marco Hutter. Learning quadrupedal locomotion over challenging terrain. *Science robotics*, 5(47), 2020.
- Ian Lenz, Ross A Knepper, and Ashutosh Saxena. Deepmpc: Learning deep latent features for model predictive control. In *Robotics: Science and Systems*, volume 10, pp. 25. Rome, Italy, 2015.
- Yunzhu Li, Jiajun Wu, Russ Tedrake, Joshua B Tenenbaum, and Antonio Torralba. Learning particle dynamics for manipulating rigid bodies, deformable objects, and fluids. *arXiv preprint arXiv:1810.01566*, 2018.
- Yunzhu Li, Jiajun Wu, Jun-Yan Zhu, Joshua B Tenenbaum, Antonio Torralba, and Russ Tedrake. Propagation networks for model-based control under partial observation. In *2019 International Conference on Robotics and Automation (ICRA)*, pp. 1205–1211. IEEE, 2019.
- Yunzhu Li, Antonio Torralba, Anima Anandkumar, Dieter Fox, and Animesh Garg. Causal discovery in physical systems from videos. *Advances in Neural Information Processing Systems*, 33, 2020.
- Xingyu Lin, Yufei Wang, Zixuan Huang, and David Held. Learning visible connectivity dynamics for cloth smoothing. In *Conference on Robot Learning*, 2021.

- Changliu Liu, Tomer Arnon, Christopher Lazarus, Christopher Strong, Clark Barrett, and Mykel J. Kochenderfer. Algorithms for verifying deep neural networks. *Foundations and Trends® in Optimization*, 4(3-4):244–404, 2021.
- Ziang Liu, Genggeng Zhou, Jeff He, Tobia Marcucci, Li Fei-Fei, Jiajun Wu, and Yunzhu Li. Model-based control with sparse neural dynamics. In *Thirty-seventh Conference on Neural Information Processing Systems*, 2023. URL <https://openreview.net/forum?id=ymBG2xs9Zf>.
- Kendall Lowrey, Aravind Rajeswaran, Sham Kakade, Emanuel Todorov, and Igor Mordatch. Plan online, learn offline: Efficient learning and exploration via model-based control. *arXiv preprint arXiv:1811.01848*, 2018.
- Jingyue Lu and M. Pawan Kumar. Neural network branching for neural network verification. In *International Conference on Learning Representations (ICLR)*, 2020.
- Miles Macklin, Matthias Müller, Nuttapong Chentanez, and Tae-Yong Kim. Unified particle physics for real-time applications. *ACM Transactions on Graphics (TOG)*, 33(4):1–12, 2014.
- Lucas Manuelli, Yunzhu Li, Pete Florence, and Russ Tedrake. Keypoints into the future: Self-supervised correspondence in model-based reinforcement learning. *arXiv preprint arXiv:2009.05085*, 2020.
- Tobia Marcucci. *Graphs of Convex Sets with Applications to Optimal Control and Motion Planning*. PhD thesis, MASSACHUSETTS INSTITUTE OF TECHNOLOGY, 2024.
- Mark Niklas Müller, Christopher Brix, Stanley Bak, Changliu Liu, and Taylor T Johnson. The third international verification of neural networks competition (vnn-comp 2022): Summary and results. *arXiv preprint arXiv:2212.10376*, 2022.
- Anusha Nagabandi, Kurt Konolige, Sergey Levine, and Vikash Kumar. Deep dynamics models for learning dexterous manipulation. In *Conference on Robot Learning*, pp. 1101–1112. PMLR, 2020.
- Alessandro De Palma, Rudy Bunel, Aymeric Desmaison, Krishnamurthy Dvijotham, Pushmeet Kohli, Philip H. S. Torr, and M. Pawan Kumar. Improved branch and bound for neural network verification via lagrangian decomposition. *arXiv preprint arXiv:2104.06718*, 2021.
- Reuven Y Rubinfeld and Dirk P Kroese. *The cross-entropy method: a unified approach to combinatorial optimization, Monte-Carlo simulation and machine learning*. Springer Science & Business Media, 2013.
- Jacob Sacks, Rwik Rana, Kevin Huang, Alex Spitzer, Guanya Shi, and Byron Boots. Deep model predictive optimization, 2023.
- Hadi Salman, Greg Yang, Huan Zhang, Cho-Jui Hsieh, and Pengchuan Zhang. A convex relaxation barrier to tight robustness verification of neural networks. In *Advances in Neural Information Processing Systems (NeurIPS)*, 2019.
- Julian Schrittwieser, Ioannis Antonoglou, Thomas Hubert, Karen Simonyan, Laurent Sifre, Simon Schmitt, Arthur Guez, Edward Lockhart, Demis Hassabis, Thore Graepel, et al. Mastering atari, go, chess and shogi by planning with a learned model. *Nature*, 588(7839):604–609, 2020.
- Younggyo Seo, Danijar Hafner, Hao Liu, Fangchen Liu, Stephen James, Kimin Lee, and Pieter Abbeel. Masked world models for visual control. In *Conference on Robot Learning*, pp. 1332–1344. PMLR, 2023.
- Haochen Shi, Huazhe Xu, Zhiao Huang, Yunzhu Li, and Jiajun Wu. Robocraft: Learning to see, simulate, and shape elasto-plastic objects with graph networks. *arXiv preprint arXiv:2205.02909*, 2022.
- Haochen Shi, Huazhe Xu, Samuel Clarke, Yunzhu Li, and Jiajun Wu. Robocook: Long-horizon elasto-plastic object manipulation with diverse tools, 2023.
- Gagandeep Singh, Timon Gehr, Markus Püschel, and Martin Vechev. An abstract domain for certifying neural networks. *Proceedings of the ACM on Programming Languages (POPL)*, 2019.

- HJ Suh and Russ Tedrake. The surprising effectiveness of linear models for visual foresight in object pile manipulation. *arXiv preprint arXiv:2002.09093*, 2020.
- Stephen Tian, Frederik Ebert, Dinesh Jayaraman, Mayur Mudigonda, Chelsea Finn, Roberto Calandra, and Sergey Levine. Manipulation by feel: Touch-based control with deep predictive models. In *2019 International Conference on Robotics and Automation (ICRA)*, pp. 818–824. IEEE, 2019.
- Vincent Tjeng, Kai Xiao, and Russ Tedrake. Evaluating robustness of neural networks with mixed integer programming, 2019.
- Shiqi Wang, Kexin Pei, Justin Whitehouse, Junfeng Yang, and Suman Jana. Efficient formal safety analysis of neural networks. In *Advances in Neural Information Processing Systems (NeurIPS)*, 2018.
- Shiqi Wang, Huan Zhang, Kaidi Xu, Suman Jana, Xue Lin, Cho-Jui Hsieh, and Zico Kolter. Beta-crown: Efficient bound propagation with per-neuron split constraints for complete and incomplete neural network robustness verification. In *Advances in Neural Information Processing Systems (NeurIPS)*, 2021.
- Yixuan Wang, Yunzhu Li, Katherine Driggs-Campbell, Li Fei-Fei, and Jiajun Wu. Dynamic-Resolution Model Learning for Object Pile Manipulation. In *Proceedings of Robotics: Science and Systems*, Daegu, Republic of Korea, July 2023. doi: 10.15607/RSS.2023.XIX.047.
- Manuel Watter, Jost Tobias Springenberg, Joschka Boedecker, and Martin Riedmiller. Embed to control: A locally linear latent dynamics model for control from raw images. *arXiv preprint arXiv:1506.07365*, 2015.
- Tianhao Wei and Changliu Liu. Safe control with neural network dynamic models, 2022.
- Grady Williams, Andrew Aldrich, and Evangelos A Theodorou. Model predictive path integral control: From theory to parallel computation. *Journal of Guidance, Control, and Dynamics*, 40(2): 344–357, 2017.
- Junlin Wu, Huan Zhang, and Yevgeniy Vorobeychik. Verified safe reinforcement learning for neural network dynamic models, 2024. URL <https://arxiv.org/abs/2405.15994>.
- Philipp Wu, Alejandro Escontrela, Danijar Hafner, Pieter Abbeel, and Ken Goldberg. Daydreamer: World models for physical robot learning. In *Conference on Robot Learning*, pp. 2226–2240. PMLR, 2023.
- Kaidi Xu, Huan Zhang, Shiqi Wang, Yihan Wang, Suman Jana, Xue Lin, and Cho-Jui Hsieh. Fast and complete: Enabling complete neural network verification with rapid and massively parallel incomplete verifiers. *International Conference on Learning Representations (ICLR)*, 2021.
- Lin Yen-Chen, Maria Bauza, and Phillip Isola. Experience-embedded visual foresight. In *Conference on Robot Learning*, pp. 1015–1024. PMLR, 2020.
- Zeji Yi, Chaoyi Pan, Guanqi He, Guannan Qu, and Guanya Shi. Covo-mpc: Theoretical analysis of sampling-based mpc and optimal covariance design, 2024.
- Ji Yin, Zhiyuan Zhang, Evangelos Theodorou, and Panagiotis Tsiotras. Trajectory distribution control for model predictive path integral control using covariance steering. In *2022 International Conference on Robotics and Automation (ICRA)*, pp. 1478–1484, 2022. doi: 10.1109/ICRA46639.2022.9811615.
- Huan Zhang, Tsui-Wei Weng, Pin-Yu Chen, Cho-Jui Hsieh, and Luca Daniel. Efficient neural network robustness certification with general activation functions. In *Advances in Neural Information Processing Systems (NeurIPS)*, 2018.
- Huan Zhang, Shiqi Wang, Kaidi Xu, Linyi Li, Bo Li, Suman Jana, Cho-Jui Hsieh, and J Zico Kolter. General cutting planes for bound-propagation-based neural network verification. *Advances in Neural Information Processing Systems*, 2022a.

Huan Zhang, Shiqi Wang, Kaidi Xu, Yihan Wang, Suman Jana, Cho-Jui Hsieh, and Zico Kolter. A branch and bound framework for stronger adversarial attacks of ReLU networks. In *International Conference on Machine Learning (ICML)*, pp. 26591–26604. PMLR, 2022b.

Kaifeng Zhang, Baoyu Li, Kris Hauser, and Yunzhu Li. Adaptigraph: Material-adaptive graph-based neural dynamics for robotic manipulation. In *Proceedings of Robotics: Science and Systems (RSS)*, 2024.

Zichen Zhang, Jun Jin, Martin Jagersand, Jun Luo, and Dale Schuurmans. A simple decentralized cross-entropy method, 2022c. URL <https://arxiv.org/abs/2212.08235>.

A EXTENDED FORMULATION AND METHOD OVERVIEW

A.1 ILLUSTRATION OF BAB-ND ON A SIMPLIFIED TASK

We refer to Figure 3 to introduce theoretical concepts in Section 3 and to illustrate BaB-ND on a simplified robotic manipulation task.

Configuration. In Figure 3.a, we first define the configuration of the task, where the robot moves left or right to push an object toward the target.

The 1D *action* $\mathbf{u} \in \mathcal{C}$ in this case represents the movement of the robot pusher, with $\mathcal{C} = [-l, l]$ as its domain, where l is the maximum movement distance (e.g., 1 cm in practice). A value of $\mathbf{u} < 0$ means the robot moves left, while $\mathbf{u} > 0$ means the robot moves right.

The *objective* $f(\mathbf{u})$ measures the distance between the object and the target under a specific action \mathbf{u} . In this case, $f(\mathbf{u}) = d_1^2 + d_2^2$, where d_1 is the distance between a keypoint (P_1) on the object and the corresponding keypoint ($P_{1,T}$) on the target, and d_2 is the distance between another keypoint pair (P_2 and $P_{2,T}$). For example, if the robot moves left ($\mathbf{u} < 0$), d_2 decreases while d_1 increases.

The values of d_1 and d_2 depend on a neural network *dynamics model* f_{dyn} . This model takes as input the current positions of P_1 and P_2 relative to the pusher, along with an action \mathbf{u} , to predict the next positions of P_1 and P_2 . Based on these predictions, d_1 and d_2 are updated accordingly, and $f(\mathbf{u})$ may exhibit non-convex behavior.

Formulation of BaB. Our goal in planning is to find the optimal action \mathbf{u}^* that minimizes $f(\mathbf{u})$. To achieve this, we propose a branch-and-bound-based method. In Figure 3.b, c, and d, we illustrate three components of our method. We first introduce some concepts below.

A *subdomain* $\mathcal{C}_i \in \mathcal{C}$ is a subset of the entire input domain \mathcal{C} . For example, in Figure 3.b, we initially split $\mathcal{C} = [-l, l]$ into two subdomains: $\mathcal{C}_1 = [-l, 0]$ and $\mathcal{C}_2 = [0, l]$, to separately analyze left and right movements.

Each subdomain \mathcal{C}_i has associated *lower and upper bounds of the best objective* in it: $\underline{f}_{\mathcal{C}_i}^*$ and $\overline{f}_{\mathcal{C}_i}^*$. These represent the bounds of the best objective in \mathcal{C}_i ($f_{\mathcal{C}_i}^* := \min_{\mathbf{u} \in \mathcal{C}_i} f(\mathbf{u})$). For example, if the optimal objective (the sum of the squared distances between keypoint pairs, $d_1^2 + d_2^2$) given by the best action in \mathcal{C}_i is 2, we might estimate $\underline{f}_{\mathcal{C}_i}^* = 1$ and $\overline{f}_{\mathcal{C}_i}^* = 3$ ($1 \leq \min_{\mathbf{u} \in \mathcal{C}_i} d_1^2 + d_2^2 = 2 \leq 3$). Intuitively, $\underline{f}_{\mathcal{C}_i}^*$ underestimates the minimum objective in \mathcal{C}_i , while $\overline{f}_{\mathcal{C}_i}^*$ overestimates it.

We split the original domain \mathcal{C} into multiple subdomains \mathcal{C}_i with *branching*, compute $\underline{f}_{\mathcal{C}_i}^*$ using *bounding* (Figure 3.c), and $\overline{f}_{\mathcal{C}_i}^*$ using *searching* (Figure 3.d). These bounds allow us to determine whether a subdomain \mathcal{C}_i is promising for containing the optimal action \mathbf{u}^* or whether it can be pruned as unpromising. For instance, in Figure 3, assume $\underline{f}_{\mathcal{C}_1}^* = 4$ and $\overline{f}_{\mathcal{C}_2}^* = 3$. This means that no objective better than 4 can be achieved in \mathcal{C}_1 , while no objective worse than 3 can occur in \mathcal{C}_2 . In this case, we can directly prune \mathcal{C}_1 without further exploration.

Branching. In Figure 3.b, we visualize the *branching* process, which constructs a search tree iteratively. We first split $\mathcal{C} = [-l, l]$ into two subdomains: $\mathcal{C}_1 = [-l, 0]$ and $\mathcal{C}_2 = [0, l]$, allowing us to consider left and right movements separately. We can iteratively split any subdomain into smaller subdomains. For example, \mathcal{C}_2 can be further split into \mathcal{C}_3 and \mathcal{C}_4 .

Naively, we could search every subdomain and select the best action among all subdomains as our final best action. However, this approach is computationally expensive, especially when \mathcal{C} is divided into many small subdomains. Therefore, we need to prune unpromising subdomains to reduce the search space and computational overhead.

Bounding. Pruning relies on the *bounding* component (Figure 3.c), which provides \underline{f}^* , the lower bound of $f(\mathbf{u})$ within a given input domain. In our simplified case, \underline{f}^* represents the lower bound of the sum of the squared distances between keypoint pairs.

This bounding process is performed for every subdomain. Within a specific subdomain, such as \mathcal{C}_1 , we estimate a linear function $g(u)$ that is always smaller than or equal to $f(u)$ in \mathcal{C}_1 (i.e., $g(u) \leq f(u), \forall u \in \mathcal{C}_1$). We then use the minimum value of $g(u)$ in \mathcal{C}_1 as the lower bound of $f(u)$ in \mathcal{C}_1 (i.e., $\underline{f}_{\mathcal{C}_1}^* := \min_{u \in \mathcal{C}_1} g(u)$). This estimation is based on CROWN and our adaptations.

Intuitively, subdomains with large lower bounds can be treated as unpromising, while those with small lower bounds are considered promising. Using these lower bounds, we can prioritize the promising subdomains and prune unpromising subdomains whose lower bounds exceed \bar{f}^* , the best objective found so far.

Searching. The best objective found, $\bar{f}^* := \min_i \bar{f}_{\mathcal{C}_i}^*$, is the best objective among all subdomains, where $\bar{f}_{\mathcal{C}_i}^*$ represents the upper bound of the best objective in \mathcal{C}_i , obtained through the *searching* process using sampling-based methods, as shown in Figure 3.d.

Specifically, $\bar{f}_{\mathcal{C}_i}^* := \min_{\mathbf{u}_k \in \mathcal{C}_i} f(\mathbf{u}_k)$ is the best objective among all input samples \mathbf{u}_k in \mathcal{C}_i . This is valid because $\forall \mathbf{u}_k \in \mathcal{C}_i, \bar{f}_{\mathcal{C}_i}^* \leq f(\mathbf{u}_k)$ holds. Thus, any $f(\mathbf{u}_k)$ can serve as an upper bound for $\bar{f}_{\mathcal{C}_i}^*$, but we select the best one to achieve a tighter bound on $\bar{f}_{\mathcal{C}_i}^*$.

With more subdomains being pruned in the branch-and-bound process, sampling-based methods can be applied to progressively smaller input spaces, enabling the discovery of better objectives. This process may ultimately converge to the actual optimal value f^* and identify the optimal action \mathbf{u}^* .

A.2 ALGORITHM OF BAB-ND

The BaB-ND algorithm Algorithm 2 takes an objective function f with neural networks, a domain \mathcal{C} as the input space, and a termination condition if necessary. The sub-procedure `batch_search` seeks better solutions on domains $\{\mathcal{C}_i\}$. It returns the best objectives $\{\bar{f}_{\mathcal{C}_i}^*\}$ and the corresponding solutions $\{\tilde{\mathbf{u}}_{\mathcal{C}_i}\}$ for n selected subdomains simultaneously. The sub-procedure `batch_bound` computes the lower bounds of f^* on domains $\{\mathcal{C}_i\}$ as described in Section 3.2. It operates in a batch and returns the lower bounds $\{\underline{f}_{\mathcal{C}_i}^*\}$.

In the algorithm, we maintain \bar{f}^* and $\tilde{\mathbf{u}}$ as the best objective and solution we can find. We also maintain a global set \mathbb{P} storing all the candidate subdomains where $\underline{f}_{\mathcal{C}_i}^* \geq \bar{f}^*$. Initially, we only have the whole input domain \mathcal{C} , so we perform `batch_search` and `batch_bound` on \mathcal{C} and initialize the current \bar{f}^* , $\tilde{\mathbf{u}}$, and \mathbb{P} (Lines 2-4).

Then we utilize the power of GPUs to branch, search, and bound subdomains in parallel while maintaining \mathbb{P} (Lines 6-11). Specifically, `batch_pick_out` selects n (batch size) promising subdomains from \mathbb{P} . If the length of \mathbb{P} is less than n , then n is reduced to the length of \mathbb{P} . `batch_split` splits each selected \mathcal{C}_i into two subdomains $\mathcal{C}_i^{\text{lo}}$ and $\mathcal{C}_i^{\text{up}}$ according to a branch heuristic in parallel. Pruner filters out bad subdomains (proven with $\underline{f}_{\mathcal{C}_i}^* > \bar{f}^*$), and the remaining ones are inserted into \mathbb{P} .

The loop breaks if there are no subdomains left in \mathbb{P} or if some other pre-defined termination conditions, such as timeout or finding a good enough objective $\bar{f}^* \leq f_{\text{th}}$, are satisfied (Line 5). We finally return the best objective \bar{f}^* and the corresponding solution $\tilde{\mathbf{u}}$.

A.3 DISTINCTIONS BETWEEN BAB-ND AND NEURAL NETWORK VERIFICATION ALGORITHMS

Goals. BaB-ND aims to optimize an objective function involving neural dynamics models to solve challenging planning problems, seeking a *concrete solution* $\tilde{\mathbf{u}}$ (a near-optimal action sequence) to an objective-minimization problem $\min_{\mathbf{u} \in \mathcal{C}} f(\mathbf{u})$. In contrast, neural network verification focuses on *proving a sound lower bound* of $f(\mathbf{u})$ in the space \mathcal{C} , where a *concrete solution* $\tilde{\mathbf{u}}$ is not needed. These fundamental distinctions in goals lead to different algorithm design choices.

Branching Heuristics. In BaB-ND, branching heuristics are designed to effectively guide the search for better concrete solutions, considering both the lower and upper bounds of the best objective. In neural network verification, branching heuristics focus solely on improving the lower bounds.

Algorithm 2 Branch and bound for planning. **Comments** are in brown.

```

1: Inputs:  $f, \mathcal{C}, n$  (batch size), terminate (Termination condition)
2:  $\{(\bar{f}^*, \tilde{u})\} \leftarrow \text{batch\_search}(f, \{\mathcal{C}\})$  ▷ Initially search on the whole  $\mathcal{C}$ 
3:  $\{\underline{f}^*\} \leftarrow \text{batch\_bound}(f, \{\mathcal{C}\})$  ▷ Initially bound on the whole  $\mathcal{C}$ 
4:  $\mathbb{P} \leftarrow \{(\mathcal{C}, \underline{f}^*, \bar{f}^*, \tilde{u})\}$  ▷  $\mathbb{P}$  is the set of all candidate subdomains
5: while  $\text{length}(\mathbb{P}) > 0$  and not terminate do
6:    $\{(\mathcal{C}_i, \underline{f}_{\mathcal{C}_i}^*, \bar{f}_{\mathcal{C}_i}^*, \tilde{u}_{\mathcal{C}_i})\} \leftarrow \text{batch\_pick\_out}(\mathbb{P}, n)$  ▷ Pick subdomains to split and remove them from  $\mathbb{P}$ 
7:    $\{\mathcal{C}_i^{\text{lo}}, \mathcal{C}_i^{\text{up}}\} \leftarrow \text{batch\_split}(\{\mathcal{C}_i\})$  ▷ Each  $\mathcal{C}_i$  splits into two subdomains  $\mathcal{C}_i^{\text{lo}}$  and  $\mathcal{C}_i^{\text{up}}$ 
8:    $\{(\bar{f}_{\mathcal{C}_i^{\text{lo}}}^*, \tilde{u}_{\mathcal{C}_i^{\text{lo}}}), (\bar{f}_{\mathcal{C}_i^{\text{up}}}^*, \tilde{u}_{\mathcal{C}_i^{\text{up}}})\} \leftarrow \text{batch\_search}(f, \{\mathcal{C}_i^{\text{lo}}, \mathcal{C}_i^{\text{up}}\})$  ▷ Search new solutions
9:    $\{\underline{f}_{\mathcal{C}_i^{\text{lo}}}^*, \underline{f}_{\mathcal{C}_i^{\text{up}}}^*\} \leftarrow \text{batch\_bound}(f, \{\mathcal{C}_i^{\text{lo}}, \mathcal{C}_i^{\text{up}}\})$  ▷ Compute lower bounds on new subdomains
10:  if  $\min(\{\bar{f}_{\mathcal{C}_i^{\text{lo}}}^*, \bar{f}_{\mathcal{C}_i^{\text{up}}}^*\}) < \bar{f}^*$  then
11:     $\bar{f}^* \leftarrow \min(\{\bar{f}_{\mathcal{C}_i^{\text{lo}}}^*, \bar{f}_{\mathcal{C}_i^{\text{up}}}^*\})$ ,  $\tilde{u} \leftarrow \arg \min(\{\bar{f}_{\mathcal{C}_i^{\text{lo}}}^*, \bar{f}_{\mathcal{C}_i^{\text{up}}}^*\})$  ▷ Update the best solution if needed
12:   $\mathbb{P} \leftarrow \mathbb{P} \cup \text{Pruner}(\bar{f}^*, \{(\mathcal{C}_i^{\text{lo}}, \underline{f}_{\mathcal{C}_i^{\text{lo}}}^*, \bar{f}_{\mathcal{C}_i^{\text{lo}}}^*), (\mathcal{C}_i^{\text{up}}, \underline{f}_{\mathcal{C}_i^{\text{up}}}^*, \bar{f}_{\mathcal{C}_i^{\text{up}}}^*)\})$  ▷ Prune bad domains using  $\bar{f}^*$ 
13: Outputs:  $\bar{f}^*, \tilde{u}$ 

```

Bounding Approaches. While existing bounding approaches, such as CROWN from neural network verification, can provide provable lower bounds for objectives, they are neither effective nor efficient for planning problems. To address this, we adapt the CROWN algorithm with propagation early-stop and search-integrated bounding to efficiently obtain tight bound estimations.

Searching Components. BaB-ND includes an additional searching component in the branch-and-bound procedure to find the optimal solution to planning problems. Neural network verifiers typically do not have this component, as they focus solely on obtaining lower bounds of objectives over an input space rather than identifying objective values for specific inputs. We further adapt the searching component to benefit from the BaB procedure while also guiding BaB for improved searching.

A.4 LIMITATIONS AND FUTURE DIRECTIONS

In this section, we discuss a few limitations of our work and potential directions for future work.

- *Planning performance depends on the prediction errors of neural dynamics models.*

The neural dynamics model may not perfectly match the real world. As a result, our optimization framework, BaB-ND, may achieve a low objective as predicted by the learned dynamics model but still miss the target (e.g., the model predicts that a certain action reaches the target, but in reality, the pushing action overshoots). While improving model accuracy is not the primary focus of this paper, future research could explore more robust formulations that account for potential errors in neural dynamics models to improve overall performance and reliability.

- *Optimality of our solution may be influenced by the underlying searching algorithms.*

The planning performance of BaB-ND is inherently influenced by the underlying sampling-based searching algorithms (e.g., sampling-based methods may over-exploit or over-explore the objective landscape, resulting in suboptimal solutions in certain domains). Although our branch-and-bound procedure can mitigate this issue by systematically exploring the input space and efficiently guiding the search, incorporating advanced sampling-based searching algorithms with proper parameter scheduling into BaB-ND could improve its ability to tackle more challenging planning problems.

- *Improved branching heuristics and strategies are needed for more efficiently guiding the search for more challenging settings.*

There is still room for improving the branching heuristics and bounding strategies to generalize across diverse tasks (e.g., our current strategy may not always find the optimal axis to branch). Future efforts could focus on developing more generalizable strategies for broader applications, potentially leveraging reinforcement learning approaches.

B MORE DETAILS ABOUT BOUNDING

B.1 PROOFS OF CROWN BOUNDING

In this section, we first share the background of neural network verification including its formulation and a efficient linear bound propagation method CROWN (Zhang et al., 2018) to calculate bounds over neural networks. We take the Multilayer perceptron (MLP) with ReLU activation as the example and CROWN is a general framework which is suitable to different activations and model architectures.

Definition. We define the input of a neural network as $x \in \mathbb{R}^{d_0}$, and define the weights and biases of an L -layer neural network as $\mathbf{W}^{(i)} \in \mathbb{R}^{d_i \times d_{i-1}}$ and $\mathbf{b}^{(i)} \in \mathbb{R}^{d_i}$ ($i \in \{1, \dots, L\}$) respectively. The neural network function $f : \mathbb{R}^{d_0} \rightarrow \mathbb{R}$ is defined as $f(x) = z^{(L)}(x)$, where $z^{(i)}(x) = \mathbf{W}^{(i)} \hat{z}^{(i-1)}(x) + \mathbf{b}^{(i)}$, $\hat{z}^{(i)}(x) = \sigma(z^{(i)}(x))$ and $\hat{z}^{(0)}(x) = x$. σ is the activation function and we use ReLU throughout this paper. When the context is clear, we omit $\cdot(x)$ and use $z_j^{(i)}$ and $\hat{z}_j^{(i)}$ to represent the *pre-activation* and *post-activation* values of the j -th neuron in the i -th layer. Neural network verification seeks the solution of the optimization problem in Eq. 3:

$$\min f(x) := z^{(L)} \quad \text{s.t. } z^{(i)} = \mathbf{W}^{(i)} \hat{z}^{(i-1)} + \mathbf{b}^{(i)}, \hat{z}^{(i)} = \sigma(z^{(i)}), x \in \mathcal{C}, i \in \{1, \dots, L-1\} \quad (3)$$

The set \mathcal{C} defines the allowed input region and our aim is to find the minimum of $f(x)$ for $x \in \mathcal{C}$, and throughout this paper we consider \mathcal{C} as an ℓ_p ball around a data example x_0 : $\mathcal{C} = \{x \mid \|x - x_0\|_p \leq \epsilon\}$.

First, let we consider the neural network with only linear layers. in this case, it is easily to get a linear relationship between x and $f(x)$ that $f(x) = \mathbf{W}x + \mathbf{b}$ no matter what is the value of L and derive the closed form of $f^* = \min f(x)$ for $x \in \mathcal{C}$. With this idea in our mind, for neural networks with non-linear activation layers, if we could bound them with some linear functions, then it is still possible to bound $f(x)$ with linear functions.

Then, we show that the non-linear activation ReLU layer $\hat{z} = \text{ReLU}(z)$ can be bounded by two linear functions in three cases according to the range of pre-activation bounds $\mathbf{l} \leq z \leq \mathbf{u}$: active ($\mathbf{l} \geq 0$), inactive ($\mathbf{u} \leq 0$) and unstable ($\mathbf{l} < 0 < \mathbf{u}$) in Lemma B.1.

Lemma B.1 (Relaxation of a ReLU layer in CROWN). *Given pre-activation vector $z \in \mathbb{R}^d$, $\mathbf{l} \leq z \leq \mathbf{u}$ (element-wise), $\hat{z} = \text{ReLU}(z)$, we have*

$$\underline{\mathbf{D}}z + \underline{\mathbf{b}} \leq \hat{z} \leq \overline{\mathbf{D}}z + \overline{\mathbf{b}},$$

where $\underline{\mathbf{D}}, \overline{\mathbf{D}} \in \mathbb{R}^{d \times d}$ are diagonal matrices defined as:

$$\underline{\mathbf{D}}_{j,j} = \begin{cases} 1, & \text{if } \mathbf{l}_j \geq 0 \\ 0, & \text{if } \mathbf{u}_j \leq 0 \\ \alpha_j, & \text{if } \mathbf{u}_j > 0 > \mathbf{l}_j \end{cases} \quad \overline{\mathbf{D}}_{j,j} = \begin{cases} 1, & \text{if } \mathbf{l}_j \geq 0 \\ 0, & \text{if } \mathbf{u}_j \leq 0 \\ \frac{\mathbf{u}_j}{\mathbf{u}_j - \mathbf{l}_j}, & \text{if } \mathbf{u}_j > 0 > \mathbf{l}_j \end{cases} \quad (4)$$

$\alpha \in \mathbb{R}^d$ is a free vector s.t., $0 \leq \alpha \leq 1$. $\underline{\mathbf{b}}, \overline{\mathbf{b}} \in \mathbb{R}^d$ are defined as

$$\underline{\mathbf{b}}_j = \begin{cases} 0, & \text{if } \mathbf{l}_j > 0 \text{ or } \mathbf{u}_j \leq 0 \\ 0, & \text{if } \mathbf{u}_j > 0 > \mathbf{l}_j. \end{cases} \quad \overline{\mathbf{b}}_j = \begin{cases} 0, & \text{if } \mathbf{l}_j > 0 \text{ or } \mathbf{u}_j \leq 0 \\ -\frac{\mathbf{u}_j \mathbf{l}_j}{\mathbf{u}_j - \mathbf{l}_j}, & \text{if } \mathbf{u}_j > 0 > \mathbf{l}_j. \end{cases} \quad (5)$$

Proof. For the j -th ReLU neuron, if $\mathbf{l}_j \geq 0$, then $\text{ReLU}(z_j) = z_j$; if $\mathbf{u}_j < 0$, then $\text{ReLU}(z_j) = 0$. For the case of $\mathbf{l}_j < 0 < \mathbf{u}_j$, the ReLU function can be linearly upper and lower bounded within this range:

$$\alpha_j z_j \leq \text{ReLU}(z_j) \leq \frac{\mathbf{u}_j}{\mathbf{u}_j - \mathbf{l}_j} (z_j - \mathbf{l}_j) \quad \forall \mathbf{l}_j \leq z_j \leq \mathbf{u}_j$$

where $0 \leq \alpha_j \leq 1$ is a free variable - any value between 0 and 1 produces a valid lower bound. \square

Next we apply the linear relaxation of ReLU to the L -layer neural network $f(x)$ to further derive the linear lower bound of $f(x)$. The idea is to propagate a weight matrix $\widetilde{\mathbf{W}}$ and bias vector $\widetilde{\mathbf{b}}$ from the L -th layer to 1-th layer. Specifically, when propagate through ReLU layer, we should greedily select upper bound of \hat{z}_j when $\widetilde{\mathbf{W}}_{i,j}$ is negative and select lower bound of \hat{z}_j when $\widetilde{\mathbf{W}}_{i,j}$ is positive to calculate the lower bound of $f(x)$. When propagate through linear layer, we do not need to do such selection since there is no relaxation on linear layer.

Theorem B.2 (CROWN bound propagation on neural network). *Given the L -layer neural network $f(x)$ as defined in Eq. 3, we could find a linear function with respect to input x .*

$$f(x) := z^{(L)} \geq \widetilde{\mathbf{W}}^{(1)} x + \widetilde{\mathbf{b}}^{(1)} \quad (6)$$

where $\widetilde{\mathbf{W}}$ and $\widetilde{\mathbf{b}}$ are recursively defined as following:

$$\widetilde{\mathbf{W}}^{(l)} = \underline{\mathbf{A}}^{(l)} \mathbf{W}^{(l)}, \widetilde{\mathbf{b}}^{(l)} = \underline{\mathbf{A}}^{(l)} \mathbf{b}^{(l)} + \underline{\mathbf{d}}^{(l)}, \forall l = 1 \dots L \quad (7)$$

$$\underline{\mathbf{A}}^{(L)} = \mathbf{I} \in \mathbb{R}^{d_L \times d_L}, \widetilde{\mathbf{b}}^{(L)} = 0 \quad (8)$$

$$\underline{\mathbf{A}}^{(l)} = \widetilde{\mathbf{W}}_{\geq 0}^{(l+1)} \underline{\mathbf{D}}^{(l)} + \widetilde{\mathbf{W}}_{< 0}^{(l+1)} \overline{\mathbf{D}}^{(l)} \in \mathbb{R}^{d_{l+1} \times d_l}, \forall l = 1 \dots L-1 \quad (9)$$

$$\underline{\mathbf{d}}^{(l)} = \widetilde{\mathbf{W}}_{\geq 0}^{(l+1)} \underline{\mathbf{b}}^{(l)} + \widetilde{\mathbf{W}}_{< 0}^{(l+1)} \overline{\mathbf{b}}^{(l)} + \widetilde{\mathbf{b}}^{(l)}, \forall l = 1 \dots L-1 \quad (10)$$

where $\forall l = 1 \dots L-1, \underline{\mathbf{D}}^{(l)}, \overline{\mathbf{D}}^{(l)} \in \mathbb{R}^{d_l \times d_l}$ and $\underline{\mathbf{b}}^{(l)}, \overline{\mathbf{b}}^{(l)} \in \mathbb{R}^{d_l}$ are defined as in Lemma B.1. And subscript “ ≥ 0 ” stands for taking positive elements from the matrix while setting other elements to zero, and vice versa for subscript “ < 0 ”.

Proof. First we have

$$\begin{aligned} f(x) &:= z^{(L)} = \underline{\mathbf{A}}^{(L)} z^{(L)} + \underline{\mathbf{d}}^{(L)} \\ &= \underline{\mathbf{A}}^{(L)} \mathbf{W}^{(L)} \hat{z}^{(L-1)} + \underline{\mathbf{A}}^{(L)} \mathbf{b}^{(L)} + \underline{\mathbf{d}}^{(L)} \\ &= \widetilde{\mathbf{W}}^{(L)} \hat{z}^{(L-1)} + \widetilde{\mathbf{b}}^{(L)} \end{aligned} \quad (11)$$

Refer to Lemma B.1, we have

$$\underline{\mathbf{D}}^{(L-1)} z^{(L-1)} + \underline{\mathbf{b}}^{(L-1)} \leq \hat{z}^{(L-1)} \leq \overline{\mathbf{D}}^{(L-1)} z^{(L-1)} + \overline{\mathbf{b}}^{(L-1)} \quad (12)$$

Then we can form the lower bound of $z^{(L)}$ element by element: we greedily select the upper bound $\hat{z}_j^{(L-1)} \leq \overline{\mathbf{D}}_{j,j}^{(L-1)} z_j^{(L-1)} + \overline{\mathbf{b}}_j^{(L-1)}$ when $\widetilde{\mathbf{W}}_{i,j}^{(L)}$ is negative, and select the lower bound $\hat{z}_j^{(L-1)} \geq \underline{\mathbf{D}}_{j,j}^{(L-1)} z_j^{(L-1)} + \underline{\mathbf{b}}_j^{(L-1)}$ otherwise. It can be formatted as

$$\widetilde{\mathbf{W}}^{(L)} \hat{z}^{(L-1)} + \widetilde{\mathbf{b}}^{(L)} \geq \underline{\mathbf{A}}^{(L-1)} z^{(L-1)} + \underline{\mathbf{d}}^{(L-1)} \quad (13)$$

where $\underline{\mathbf{A}}^{(L-1)} \in \mathbb{R}^{d_L \times d_{L-1}}$ is defined as

$$\underline{\mathbf{A}}_{i,j}^{(L-1)} = \begin{cases} \widetilde{\mathbf{W}}_{i,j}^{(L)} \overline{\mathbf{D}}_{j,j}^{(L-1)}, & \text{if } \widetilde{\mathbf{W}}_{i,j}^{(L)} < 0 \\ \widetilde{\mathbf{W}}_{i,j}^{(L)} \underline{\mathbf{D}}_{j,j}^{(L-1)}, & \text{if } \widetilde{\mathbf{W}}_{i,j}^{(L)} \geq 0 \end{cases} \quad (14)$$

for simplicity, we rewrite it in matrix form as

$$\underline{\mathbf{A}}^{(L-1)} = \widetilde{\mathbf{W}}_{\geq 0}^{(L)} \underline{\mathbf{D}}^{(L-1)} + \widetilde{\mathbf{W}}_{< 0}^{(L)} \overline{\mathbf{D}}^{(L-1)} \quad (15)$$

And $\underline{\mathbf{d}}^{(L-1)} \in \mathbb{R}^{d_L}$ is similarly defined as

$$\underline{\mathbf{d}}^{(L-1)} = \widetilde{\mathbf{W}}_{\geq 0}^{(L)} \underline{\mathbf{b}}^{(L-1)} + \widetilde{\mathbf{W}}_{< 0}^{(L)} \overline{\mathbf{b}}^{(L-1)} + \widetilde{\mathbf{b}}^{(L)} \quad (16)$$

Then we continue to replace $z^{(L-1)}$ in Eq. 13 as $\mathbf{W}^{(L-1)} \hat{z}^{(L-2)} + \mathbf{b}^{(L-1)}$

$$\begin{aligned} \widetilde{\mathbf{W}}^{(L)} \hat{z}^{(L-1)} + \widetilde{\mathbf{b}}^{(L)} &\geq (\underline{\mathbf{A}}^{(L-1)} \mathbf{W}^{(L-1)}) \hat{z}^{(L-2)} + \underline{\mathbf{A}}^{(L-1)} \mathbf{b}^{(L-1)} + \underline{\mathbf{d}}^{(L-1)} \\ &= \widetilde{\mathbf{W}}^{(L-1)} \hat{z}^{(L-2)} + \widetilde{\mathbf{b}}^{(L-1)} \end{aligned} \quad (17)$$

By continuing to propagate the linear inequality to the first layer, we get

$$f(x) \geq \widetilde{\mathbf{W}}^{(1)} \hat{z}^{(0)} + \widetilde{\mathbf{b}}^{(1)} = \widetilde{\mathbf{W}}^{(1)} x + \widetilde{\mathbf{b}}^{(1)} \quad (18)$$

□

After getting the linear lower bound of $f(x)$, and given $x \in \mathcal{C}$, we could solve the linear lower bound in closed form as in Theorem B.3. It is given by the Hölder’s inequality.

Theorem B.3 (Bound Concretization under ℓ_p ball Perturbations). *Given the L -layer neural network $f(x)$ as defined in Eq. 3, and input $x \in \mathcal{C} = \mathbb{B}_p(x_0, \epsilon) = \{x \mid \|x - x_0\|_p \leq \epsilon\}$, we could find concrete lower bound of $f(x)$ by solving the optimization problem $\min_{x \in \mathcal{C}} \widetilde{\mathbf{W}}^{(1)} x + \widetilde{\mathbf{b}}^{(1)}$ and its solution gives*

$$\min_{x \in \mathcal{C}} f(x) \geq \min_{x \in \mathcal{C}} \widetilde{\mathbf{W}}^{(1)} x + \widetilde{\mathbf{b}}^{(1)} \geq -\epsilon \|\widetilde{\mathbf{W}}^{(1)}\|_q + \widetilde{\mathbf{W}}^{(1)} x_0 + \widetilde{\mathbf{b}}^{(1)} \quad (19)$$

where $\frac{1}{p} + \frac{1}{q} = 1$ and $\|\cdot\|_q$ denotes taking ℓ_q -norm for each row in the matrix and the result makes up a vector.

Proof.

$$\min_{x \in \mathcal{C}} \widetilde{\mathbf{W}}^{(1)} x + \widetilde{\mathbf{b}}^{(1)} \quad (20)$$

$$= \min_{\lambda \in \mathbb{B}_p(0,1)} \widetilde{\mathbf{W}}^{(1)} (x_0 + \epsilon \lambda) + \widetilde{\mathbf{b}}^{(1)} \quad (21)$$

$$= \epsilon \left(\min_{\lambda \in \mathbb{B}_p(0,1)} \widetilde{\mathbf{W}}^{(1)} \lambda \right) + \widetilde{\mathbf{W}}^{(1)} x_0 + \widetilde{\mathbf{b}}^{(1)} \quad (22)$$

$$= -\epsilon \left(\max_{\lambda \in \mathbb{B}_p(0,1)} -\widetilde{\mathbf{W}}^{(1)} \lambda \right) + \widetilde{\mathbf{W}}^{(1)} x_0 + \widetilde{\mathbf{b}}^{(1)} \quad (23)$$

$$\geq -\epsilon \left(\max_{\lambda \in \mathbb{B}_p(0,1)} |\widetilde{\mathbf{W}}^{(1)} \lambda| \right) + \widetilde{\mathbf{W}}^{(1)} x_0 + \widetilde{\mathbf{b}}^{(1)} \quad (24)$$

$$\geq -\epsilon \left(\max_{\lambda \in \mathbb{B}_p(0,1)} \|\widetilde{\mathbf{W}}^{(1)}\|_q \|\lambda\|_p \right) + \widetilde{\mathbf{W}}^{(1)} x_0 + \widetilde{\mathbf{b}}^{(1)} \text{ (Hölder’s inequality)} \quad (25)$$

$$= -\epsilon \|\widetilde{\mathbf{W}}^{(1)}\|_q + \widetilde{\mathbf{W}}^{(1)} x_0 + \widetilde{\mathbf{b}}^{(1)} \quad (26)$$

□

B.2 DETAILS ABOUT BOUND PROPAGATION EARLY-STOP

We parse the objective function f into a computational graph $\mathcal{G} = (\mathbf{V}, \mathbf{E})$, where \mathbf{V} and \mathbf{E} are the sets of nodes and edges, respectively. This process can be accomplished using popular deep learning frameworks, such as PyTorch, which support not only neural networks but also more general functions. In the graph \mathcal{G} , any mathematical operation is represented as a node $v \in \mathbf{V}$, and the edges $e = (w, v) \in \mathbf{E}$ define the flow of computation. The input \mathbf{u} , constant values, and model parameters constitute the input nodes of \mathcal{G} , forming the input set $\mathcal{I} = \{v \mid \text{In}(v) = \emptyset\}$, where $\text{In}(v) = \{w \mid (w, v) \in \mathbf{E}\}$ denotes the set of input nodes for a node v . Any arithmetic operation, such as ReLU, which requires input operands, is also represented as a node in \mathcal{G} but with a non-empty input set. The node o is the sole output node of \mathcal{G} and provides the scalar objective value f in our case.

Algorithm 3 Bound Propagation w/ Early-stop.

```

1: Function: compute_bound
2: Inputs: computational graph  $\mathcal{G}$ , output node  $o$ ,
   early-stop set  $\mathcal{S}$ 
3: CROWN_init( $\mathcal{G}, o$ )
4:  $Q \leftarrow \text{Queue}(), Q.\text{push}(o)$ 
5: while length( $Q$ ) > 0 do
6:    $v \leftarrow Q.\text{pop}()$ 
7:   for  $w \in \text{In}(v)$  do
8:      $d_w \leftarrow d_w - 1$ 
9:     if  $d_w = 0$  and  $w \notin \mathcal{I}$  then
10:       $Q.\text{push}(w)$ 
11:   if  $v \in \mathcal{S}$  then
12:     continue
13:   CROWN_prop( $v$ )
14:  $\underline{f}^* \leftarrow \text{CROWN\_concretize}(\mathcal{I}, \mathcal{S})$ 
15: Outputs:  $\underline{f}^*$ 

```

Our method (Algorithm 3) takes as input the graph \mathcal{G} of f , the output node o to bound, and a set of early-stop nodes $\mathcal{S} \subset \mathbf{V}$. It outputs the lower bound of the value of o , i.e., \underline{f}^* . It first performs CROWN_init to initialize d_v for all nodes v , representing the number of output nodes of v that have not yet been visited.

The algorithm maintains a queue Q of nodes to visit and performs a Breadth First Search (BFS) on \mathcal{G} , starting from o . When visiting a node v , it traverses all input nodes w of v , decrementing d_w . If all

output nodes of w have been visited and w is not an input node of \mathcal{G} , w is added to Q for propagation (Lines 7–10). The key modification occurs in Lines 11–12, where bound propagation from v to all its input nodes is stopped if $v \in \mathcal{S}$.

Finally, the algorithm concretizes the output bound f^* at nodes $v \in \mathcal{I} \cup \mathcal{S}$ based on their lower and upper bounds \mathbf{l}_v and \mathbf{u}_v . We assume \mathbf{l}_v and \mathbf{u}_v are known for $v \in \mathcal{I}$ since the input range of N_u , as well as all constant values and model parameters, is known. For any $v \in \mathcal{S}$, its \mathbf{l}_v and \mathbf{u}_v are given by $\min_m \mathbf{g}_v(\mathbf{u}^m)$ and $\max_m \mathbf{g}_v(\mathbf{u}^m)$ from *Search-integrated bounding* in Section 3.2.

An illustrative example for bounding. Assume $f(\mathbf{u})$ is an L -layer MLP. We illustrate how to estimate its lower bound f^* with early stopping at the last ReLU layer in Figure A8. For simplicity, we denote the output $f(\mathbf{u})$, the L -th linear layer, the ReLU layer, the $L-1$ -th linear layer, and the input \mathbf{u} as nodes N_f , N_L , N_R , N_{L-1} , and N_u , respectively. Additionally, we denote $f(\mathbf{u}) = z^{(L)}(\mathbf{u})$ as the output value of node N_L , $\hat{z}^{(L-1)}(\mathbf{u})$ as the input of N_L and output of N_R , and $z^{(L-1)}(\mathbf{u})$ as the input of N_R and output of N_{L-1} .

In **Step 1**, we initialize CROWN and the queue Q for traversal, starting with the output node N_f . In **Step 2**, we update the out-degree of node N_L which is the input of N_f , and propagate from N_f to N_L . Since $d_L = 0$ indicates that all its outputs (in this case, only N_f) have been visited, node N_L is added to Q . In **Step 3**, we continue propagation to the input of N_L , which is the node N_R . Then N_R is added to Q . In **Step 4**, we visit N_R , which is defined as an early-stop node. The backward flow stops propagating to its input node N_{L-1} , and N_{L-1} is not added to Q because it is not an input node. Since Q is now empty, the bound propagation is complete.

Finally, we require the lower and upper bounds of $\hat{z}^{(L-1)}(\mathbf{u})$ (the input value of N_R and the output value of N_{L-1}) to compute f^* . Using our *Search-integrated bounding* approach, these bounds are obtained empirically from samples during the searching process.

A deeper look at the illustrative example. We now connect the CROWN theorem in Section B.1 to our illustrative example to better understand the behaviors of `CROWN_prop` and `CROWN_concretize`. Here, the input x in Section B.1 corresponds to \mathbf{u} .

In **Step 2**, since $v = L$ is a linear layer, calling `CROWN_prop` corresponds to the propagation in Eq. 11. Note that no relaxation is introduced when propagating through the linear layer.

In **Step 3**, $v = R$ is a non-linear ReLU layer, and calling `CROWN_prop` corresponds to the propagation in Eq. 13. This step requires a linear estimation of the non-linear layer as described in Eq. 12, which is obtained from the lower and upper bounds of the input to N_R (i.e., $\hat{z}^{(L-1)}(\mathbf{u})$) using Lemma B.1. At this stage, linear relaxation is introduced for the non-linear layer, potentially loosening the final lower bound of $f(\mathbf{u})$.

The lower and upper bounds of $\hat{z}^{(L-1)}(\mathbf{u})$ are referred to as intermediate layer bounds or *pre-activation bounds* in Section 3.2. However, these bounds are initially unknown in practice. In the original CROWN algorithm, computing these bounds requires recursively calling `compute_bound` with $o = L - 1$. In our approach, these bounds are instead estimated empirically from samples during the searching process, as they serve as the input bounds for the early-stop node N_R .

Now assume we have obtained the intermediate layer bounds and propagated the linear relation through the non-linear node N_R . With the early-stop mechanism, we stop further propagation to N_{L-1} and subsequently to the input N_u . At this point, `CROWN_concretize` is called to compute f^* using the intermediate layer bounds and the relaxed linear relation between N_R and N_f obtained from propagation. Specifically, this can be achieved by replacing x with $\hat{z}^{(L-1)}(\mathbf{u})$ in Theorem B.3.

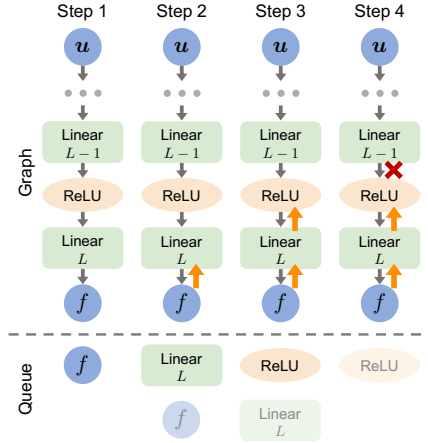


Figure A8: **Bound propagation with early-stop on an L -layer MLP $f(\mathbf{u})$.** Bound propagation starts from the node of output f and then backwards layer by layer to the $L-1$ -th linear layer. The backward flow is highlighted as \uparrow and stop at \times . In the queue, the node popped at every step is semitransparent.

In contrast, the original CROWN algorithm continues propagating through N_{L-1} and eventually to the input N_u , then calls `CROWN_concretize` using the linear relation between N_u and N_f and the lower and upper bounds of N_u , as described in Theorem B.3.

Improvement of our approaches. Here, we discuss why our bounding approaches (*Propagation early-stop* and *Search-integrated bounding*) achieve much tighter bound estimations and greater efficiency compared to the original CROWN.

Efficiency: The original CROWN performs bound propagation through every layer and recursively computes each intermediate layer bound by propagating it back to the input. This process results in a quadratic time complexity with respect to the number of layers. In contrast, our method conducts bound propagation only from N_f to a few early-stop nodes and derives the input bounds of these nodes from prior sampling-based searching without recursively calling CROWN. As a result, the time complexity of our approach can be linear with respect to the number of layers and even constant under certain configurations of early-stop nodes.

Effectiveness: As introduced earlier, the looseness in bound estimation stems from the linear relaxation of non-linear layers. In the original CROWN, the number of linear relaxations is quadratic with respect to the number of non-linear layers. In our approach, the bounding procedure involves far fewer linear relaxations. Furthermore, the empirical bounds obtained from searching, which may slightly underestimate the actual bounds, contribute to further tightening the bound estimation.

C ADDITIONAL EXPERIMENT RESULTS

C.1 SCALABILITY ANALYSIS

Comparison with sampling-based methods. We conducted an experiment to compare the scalability of our BaB-ND with sampling-based methods on complex planning problems. We used the same model sizes and planning horizons as in Figure 7 (a), optimizing the complex objective function applied in the Pushing with Obstacles task. Parameters for all methods were adjusted to ensure similar runtimes for the largest problems.

The results in Figure A9 show that the runtime of our BaB-ND is less sensitive to the increasing complexity of planning problems compared to sampling-based methods. While BaB-ND incurs additional overhead from initializing α, β -CROWN and performing branching and bounding, it is less efficient than sampling-based methods for small problems.

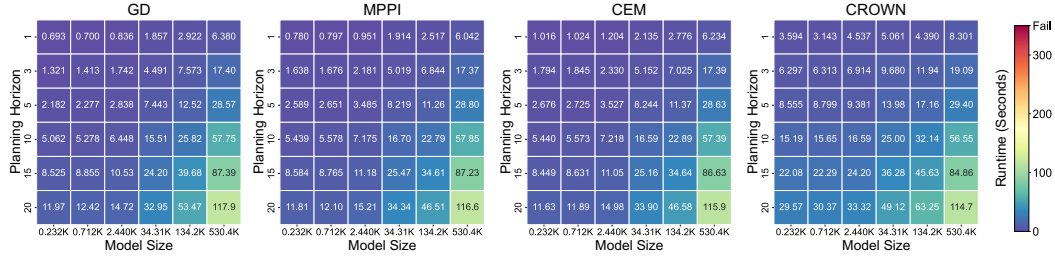


Figure A9: Comparison of runtime with sampling-based methods. Although our BaB-ND is less efficient on small planning problems than baselines, it achieves similar efficiency on larger planning problems.

We also report the average objectives for all methods on the largest four planning problems to evaluate their effectiveness in Table A1. Overall, the performance gaps between our BaB-ND and the baselines increase with the size of the problem, highlighting the ineffectiveness of sampling-based methods for large, complex planning problems.

Table A1: Comparison of planning performance across different configurations

Method	Planning Problem Size			
	(134.2K,15)	(134.2K,20)	(530.2K,15)	(530.2K,20)
GD	57.2768	64.4789	54.7078	60.2575
MPPI	47.4451	53.7356	45.1371	45.6338
CEM	47.0403	47.6487	43.8235	38.8712
Ours	46.0296	46.1938	41.6218	34.6972

Additionally, we evaluate the planning performance of sampling-based methods and our approach on the same simple synthetic planning problems as those in Figure 7. We report only the six cases that MIP can solve optimally within 300 seconds. The results in Table A2 show that, under these much simpler settings compared to those of our main experiments, all methods perform similarly. Sampling-based methods (MPPI, CEM, and ours) achieve a gap under the order of 1×10^{-4} compared to MIP with an optimality guarantee.

Table A2: Comparison of planning performance on simple synthetic planning problems

Method	Planning Problem Size					
	(0.232K,1)	(0.712K,1)	(2.440K,1)	(0.232K,3)	(0.712K,3)	(0.232K,5)
MIP	30.3592	32.9750	33.5496	22.1539	28.0832	15.6069
GD	30.3622	32.9750	33.5496	22.3242	28.1404	17.0681
MPPI	30.3592	32.9750	33.5496	22.1539	28.0832	15.6069
CEM	30.3592	32.9750	33.5496	22.1539	28.0832	15.6069
Ours	30.3592	32.9750	33.5496	22.1539	28.0832	15.6069

Comparison with CPU version. We evaluate the performance improvement from CPU to GPU in Figure A10. We use the same test cases as in Figure 7 and report “NaN” if the process does not terminate within 300 seconds.

The results clearly demonstrate that our implementation benefits significantly from GPU acceleration, achieving over 10x speedup compared to the CPU version, even for small planning problems.

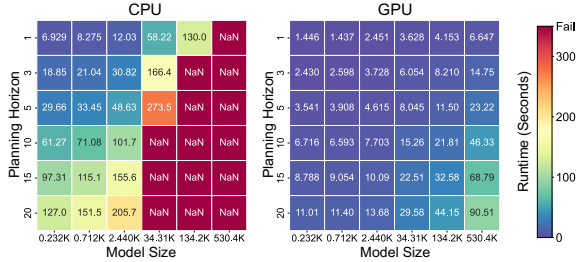


Figure A10: **Comparison of runtime on CPU and GPU.** GPU acceleration improves the scalability of BaB-ND much.

C.2 COMPARISON WITH CONVENTIONAL MOTION PLANNING APPROACHES

We conduct an additional experiment on the task Pushing with Obstacle to compare the planning performance of our sampling-based baselines, our BaB-ND, and two conventional motion planning approaches: 1. Rapidly-exploring Random Tree (RRT); 2. Probabilistic Roadmap (PRM). In Table A3. Since RRT and PRM do not optimize the objective as we did in sampling-based methods and our BaB-ND, we only report the step cost at planning horizon H as the final step cost instead of the planning objective.

Table A3: Comparison of planning performance with RRT and PRM

	GD	MPPI	CEM	RRT	PRM	Ours
Final step cost (\downarrow)	4.1238	1.5082	1.0427	10.6472	1.6784	0.2339

The results demonstrate that our method significantly outperforms all other approaches. Implementation details for RRT and PRM have been included in Appendix D. The main reasons for the performance gap are as follows: 1. The search space in our task is complex and continuous, making it challenging for discrete sampling methods like RRT and PRM to achieve effective coverage. 2. These methods are prone to getting stuck on obstacles, often failing to reach the target state.

C.3 ABLATION STUDY AND HYPER-PARAMETER ANALYSIS

Ablation Study. We conduct an additional ablation study on the Pushing with Obstacles and Object Sorting tasks to evaluate how different design choices impact planning performance in Table A4.

Table A4: Ablation study on branching and bounding components

(a) Heuristics for Selecting subdomains to Split			
	$\underline{f}_{C_i}^*$ and $\overline{f}_{C_i}^*$	$\overline{f}_{C_i}^*$ only	$\underline{f}_{C_i}^*$ only
Pushing w/ Obstacles	31.9839	32.2777	32.6112
Object Sorting	31.0482	32.1249	33.2462
(b) Heuristics for Splitting subdomains			
	$(\overline{\mathbf{u}}_j - \underline{\mathbf{u}}_j) \cdot \ n_j^{\text{lo}} - n_j^{\text{up}}\ $	$(\overline{\mathbf{u}}_j - \underline{\mathbf{u}}_j)$	$\ n_j^{\text{lo}} - n_j^{\text{up}}\ $
Pushing w/ Obstacles	31.9839	32.3869	32.6989
Object Sorting	31.0482	34.5114	32.8438
(c) Bounding Component			
	Ours	Zero $\underline{f}_{C_i}^*$	Zero $\underline{f}_{C_i}^* + \overline{f}_{C_i}^*$ only
Pushing w/ Obstacles	31.9839	32.3419	34.6227
Object Sorting	31.0482	33.6110	34.4535

(a) *Heuristics for selecting subdomains to split:* **1.** Select based on both lower and upper bounds $\underline{f}_{C_i}^*$ and $\overline{f}_{C_i}^*$. **2.** Select based only on $\overline{f}_{C_i}^*$. **3.** Select based only on $\underline{f}_{C_i}^*$. Among these heuristics, selecting

promising subdomains based on both $f_{C_i}^*$ and $\bar{f}_{C_i}^*$ achieves better planning performance by balancing exploitation and exploration effectively compared to the other strategies.

(b) *Heuristics for splitting subdomains*: **1.** Split based on the largest $(\bar{\mathbf{u}}_j - \mathbf{u}_j) \cdot |n_j^{\text{lo}} - n_j^{\text{up}}|$. **2.** Split based on the largest $(\bar{\mathbf{u}}_j - \mathbf{u}_j)$. **3.** Split based on the largest $|n_j^{\text{lo}} - n_j^{\text{up}}|$. Our heuristic demonstrates superior planning performance by effectively identifying important input dimensions to split.

(c) *Bounding components*: **1.** Use our bounding approach with propagation early-stop and search-integrated bounding. **2.** Use constant zero as trivial lower bounds to disable the bounding component. **3.** Disable both the bounding component and the heuristic for selecting subdomains to split. Our bounding component improves planning performance by obtaining tight bound estimations, helping prune unpromising subdomains to reduce the search space, and prioritizing promising subdomains for searching.

Hyper-parameter Analysis. We adjust three hyper-parameters in BaB-ND for the tasks Pushing with Obstacles and Object Sorting to evaluate its hyper-parameter sensitivity:

- $\eta = \frac{n_1}{n} \in [0, 1]$, the ratio of the number of subdomains picked with the best upper bounds (n_1) to the number of all picked subdomains (n) in the heuristic used for selecting subdomains to split. A larger η promotes exploitation, while a smaller η encourages exploration.
- $T \in \mathbb{R}$, the temperature of softmax sampling in the heuristic for subdomain selection. A larger T results in more uniform and random sampling, whereas a smaller T leads to more deterministic selection of subdomains with smaller lower bounds.
- $w \in (0, 100]$, the percentage of top samples used in the heuristic for splitting subdomains. A larger w results in more conservative decisions by considering more samples, while a smaller w leads to more aggressive splitting.

We report the mean objectives under different hyper-parameter configurations in Table A5. The base hyper-parameter configuration is $\eta = 0.75$, $T = 0.05$, and $w = 1$. For benchmarking, we vary at most one hyper-parameter at a time while keeping the others fixed at the base configuration.

Table A5: Planning performance under different hyper-parameter configurations

(a) hyper-parameter η			
	$\eta = 0.25$	$\eta = 0.50$	$\eta = 0.75$
Pushing w/ Obstacles	31.8574	31.9828	31.9839
Object Sorting	30.1760	30.2795	31.0482
(b) hyper-parameter T			
	$T = 0.05$	$T = 1$	$T = 20$
Pushing w/ Obstacles	31.9839	32.3990	32.1267
Object Sorting	31.0482	31.2366	31.8263
(c) hyper-parameter w			
	$w = 0.1$	$w = 1$	$w = 10$
Pushing w/ Obstacles	32.0068	31.9839	32.0599
Object Sorting	30.5953	31.0482	31.1545

The results show that different hyper-parameter configurations produce slight variations in objectives, but the gaps are relatively small. This indicates that our BaB-ND is not highly sensitive to these hyper-parameters. Consequently, it is feasible in practice to use a fixed hyper-parameter configuration that delivers reasonable performance across different test cases and tasks.

C.4 QUANTITATIVE ANALYSIS ON SEARCH SPACE

We conducted an experiment to measure the normalized space size of pruned subdomains over iterations. In Table A6, we report three metrics over the branch-and-bound iterations: **1.** the normalized space size of pruned subdomains, **2.** the size of the selected subdomains, and **3.** the improvement in the objective value.

With increasing iterations, the average and best total space size of pruned subdomains increases rapidly and then converges, demonstrating the effectiveness of our bounding methods. Once the pruned space size reaches a plateau, the total space size of selected promising subdomains continues to decrease, indicating that the estimated lower bounds remain effective in identifying promising subdomains. The decreasing objective over iterations further confirms that BaB-ND focuses on the most promising subdomains, reducing space size to the magnitude of 1×10^{-4} .

Table A6: Performance Metrics Over Iterations

Metric	Iterations					
	0	4	8	12	16	20
Pruned space size (Avg, \uparrow)	0.0000	0.7000	0.8623	0.8725	0.8744	0.8749
Pruned space size (Best, \uparrow)	0.0000	0.8750	0.9921	0.9951	0.9951	0.9952
Selected space size (Avg, \downarrow)	1.0000	0.3000	0.0412	0.0048	0.0005	0.0003
Best objective (Avg, \downarrow)	41.1222	36.0511	35.5091	34.8024	33.8991	33.3265

C.5 PERFORMANCE CHANGE WITH VARYING INPUT DISCONTINUITIES

We conducted a follow-up experiment by removing the obstacles (non-feasible regions) in the problem of Pushing with Obstacles, simplifying the objective function. Below, we report the performance of different methods on the simplified objective function (w/o obstacles) and the original objective function (w/ obstacles) in Table A7.

The results show that in simple cases, although our BaB-ND consistently outperforms baselines, MPPI and CEM provide competitive performance. In contrast, in complex cases, BaB-ND significantly outperforms the baselines, demonstrating its effectiveness in handling discontinuities and constraints.

Table A7: Performance comparison varying input discontinuities

(a) Objective w/o obstacles				
	(134.2K,15)	(134.2K,20)	(530.2K,15)	(530.2K,20)
GD	64.5308	64.2956	63.0130	60.6300
MPPI	34.4295	26.9970	33.8077	26.1204
CEM	34.3864	26.7688	33.6669	25.9599
Ours	34.2347	26.4841	33.6144	25.6603
(b) Objective w/ obstacles (Table A1)				
	(134.2K,15)	(134.2K,20)	(530.2K,15)	(530.2K,20)
GD	57.2768	64.4789	54.7078	60.2575
MPPI	47.4451	53.7356	45.1371	45.6338
CEM	47.0403	47.6487	43.8235	38.8712
Ours	46.0296	46.1938	41.6218	34.6972

C.6 FURTHER SCALABILITY ANALYSIS ON THE SYNTHETIC EXAMPLE

We extend our experiment on the synthetic example shown in Figure 4, as this allows us to easily scale up the input dimension while knowing the optimal objectives. We vary the input dimension N from 50 to 300 and compare our BaB-ND with MPPI and CEM.

Although this synthetic example is simpler than practical cases, it provides valuable insights into the expected computational cost and solution quality as we scale to high-dimensional problems. It demonstrates the potential of BaB-ND in handling complex scenarios such as 3D tasks. We report the gaps between the best objective found by different baseline methods and the optimal objective value below.

The results in Table A8 show that our BaB-ND much outperforms baselines when the input dimension increases. These results are expected since existing sampling-based methods search for solutions across the entire input space, requiring an exponentially increasing number of samples to achieve

sufficient coverage. In contrast, our BaB-ND strategically splits and prunes unpromising regions of the input space, guiding and improving the effectiveness of existing sampling-based methods.

Table A8: Performance comparison across different input dimensions (Metric: Gap to f^* , \downarrow)

Method	Input dimension N					
	50	100	150	200	250	300
MPPI	7.4467	45.1795	105.1584	181.1274	259.1044	357.3273
CEM	5.1569	15.6328	26.3735	39.3862	61.6739	92.4286
Ours	0.0727	0.2345	0.4210	0.6976	1.2824	1.7992

We further report the following metrics about our BaB-ND in Table A9 to better understand the behavior of BaB-ND under high-dimensional cases: **1.** The gap between the best objective found and the optimal objective value as above, **2.** The normalized space size of pruned subdomains at the last iteration, **3.** The normalized space size of selected subdomains at the last iteration, and **4.** The total runtime.

The results demonstrate that our BaB-ND effectively focuses on small regions to search for better objectives, while the runtime increases approximately linearly with input dimension under GPU acceleration.

Table A9: Performance metrics across different input dimensions N

Metric	Input Dimensions N					
	50	100	150	200	250	300
Gap to f^* (\downarrow)	0.0727	0.2345	0.4210	0.6976	1.2824	1.7992
Selected Space Size (\downarrow)	0.0002	0.0017	0.0026	0.0042	0.0064	0.0040
Pruned Space Size (\uparrow)	0.8515	0.6073	0.3543	0.1762	0.0579	0.0113
Runtime (\downarrow)	4.2239	6.5880	9.5357	11.6504	13.7430	15.8053

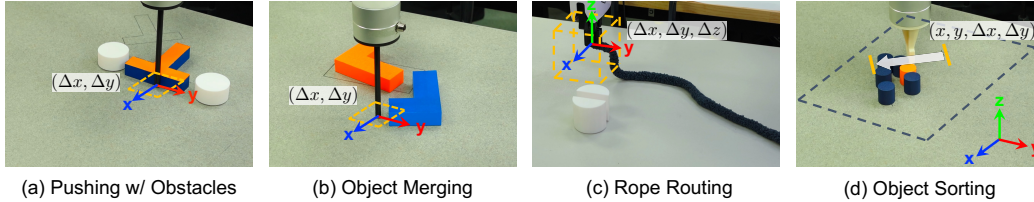


Figure A11: **Visualization of real-world experiments with illustration of action spaces in different tasks.** In tasks Pushing w/ Obstacles and Object Merging, the actions are defined as the movement of the pusher in 2D space. In the task Rope Routing, the action is defined as the movement of the gripper in 3D space. In the task Object Sorting, the 4 DoF action is defined as the 2D starting position and 2D movement of the pusher.

D EXPERIMENT DETAILS

D.1 DEFINITION OF ACTIONS AND STATES

We consider actions with 2–4 degrees of freedom (DoF) in Cartesian coordinates for our tasks. Across all tasks, we adopt a general design principle of using 3D points as the state representation, as they effectively capture both geometric and semantic information and facilitate seamless transfer between simulation and the real world. The specific definitions of actions and states for each task are detailed below:

Pushing with Obstacles. The action is defined as a 2D movement of the pusher, $(\Delta x, \Delta y)$, within a single step, as illustrated in Figure A11.a. Four keypoints are assigned to the “T”-shaped object to capture its geometric features, as visualized in Figure A12.a.

Object Merging. The action is similarly defined as a 2D movement of the pusher, $(\Delta x, \Delta y)$, within one step, as shown in Figure A11.b. The orientation of the pusher rotates around the gravity direction and is always perpendicular to the direction of pushing $(\Delta x, \Delta y)$. The state is represented by six keypoints on the “L”-shaped objects (three keypoints per object), as depicted in Figure A12.b.

Rope Routing. This task involves 3 DoF actions, defined as movements of the robot gripper along the Cartesian axes, $(\Delta x, \Delta y, \Delta z)$, as illustrated in Figure A11.c. To better represent the rope’s geometric configuration, multiple keypoints (e.g., 10) are sampled along the rope, as shown in Figure A12.c.

Object Sorting. This task requires a series of independent long-range pushing actions, where the initial position of the pusher for each step is independent of its final position from the previous step. The action is defined by the 2D initial position of the pusher, (x, y) , and its subsequent 2D movement, $(\Delta x, \Delta y)$, as visualized in Figure A11.d. For the state, we use an object-centric representation, defining the state as the center points of all objects, as illustrated in Figure A12.d. Interactions between objects are modeled as a graph using graph neural networks.

For all tasks, we do not explicitly specify the contact points between the robot and objects. Instead, our BaB-ND framework generates a sequence of end-effector positions for the robot to follow, implicitly determining aspects such as which side of the “T”-shaped object is being pushed.

D.2 DATA COLLECTION

For training the dynamics model, we randomly collect interaction data from simulators. For Pushing with Obstacles, Object Merging, and Object Sorting tasks, we use Pymunk (Blomqvist, 2022) to collect data, and for the Rope Routing task, we use NVIDIA FleX (Macklin et al., 2014) to generate data. In the following paragraphs, we introduce the data generation process for different tasks in detail.

Pushing w/ Obstacles. As shown in Figure A12.a, the pusher is simulated as a 5mm cylinder. The stem of the “T”-shaped object has a length of 90mm and a width of 30mm, while the bar has a length of 120mm and a width of 30mm. The pushing action along the x-y axis is limited to 30mm. We don’t add explicit obstacles in the data generation process, while the obstacles are added as penalty terms during planning. We generated 32,000 episodes, each containing 30 pushing actions between the pusher and the “T”-shaped object.

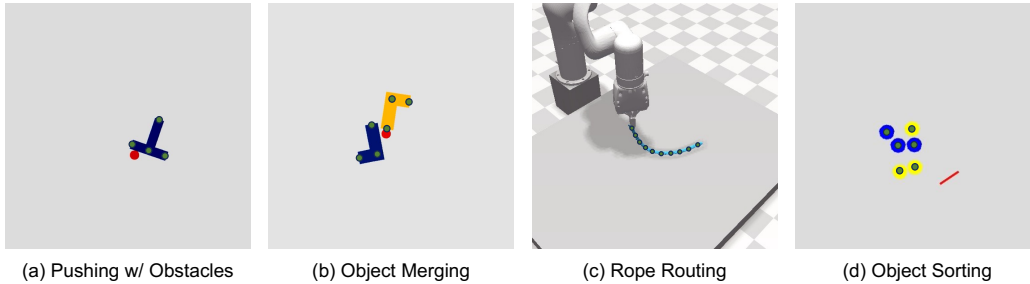


Figure A12: **Simulation environments used for data collection.** We use Pymunk to simulate environments involving only rigid body interactions. For manipulating the deformable rope, we utilize NVIDIA FleX to simulate the interactions between the rope and the robot gripper.

Object Merging. As shown in Figure A12.b, the pusher is simulated as a 5mm cylinder. The leg of the “L”-shaped object has a length of 30mm and a width of 30mm, while the foot has a length of 90mm and a width of 30mm. The pushing action along the x-y axis is limited to 30mm. We generated 64,000 episodes, each containing 40 pushing actions between the pusher and the two “L”-shaped objects.

Rope Routing. As shown in Figure A12.c, we use an xArm6 robot with a gripper to interact with the rope. The rope has a length of 30cm and a radius of 0.03cm. One end of the rope is fixed while the gripper grasps the other end. We randomly sample actions in 3D space, with the action bound set to 30cm. The constraint is that the distance between the gripper position and the fixed end of the rope cannot exceed the rope length. We generated 15,000 episodes, each containing 6 random actions. For this task, we post-process the dataset and split each action into 2cm sections.

Object Sorting. As shown in Figure A12.d, the pusher is simulated as a rectangle measuring 45mm by 3.5mm. The radius of the object pieces is set to 15mm. For this task, we use long push as our action representation, which generates the start position and pushing action length along the x-y axis. The pushing action length is bounded between -100mm and 100mm. We generated 32,000 episodes, each containing 12 pushing actions between the pusher and the object pieces.

D.3 DETAILS OF NEURAL DYNAMICS MODEL LEARNING

We learn the neural dynamics model from the state-action pairs collected from interactions with the environment. Let the state and action at time t be denoted as x_t and u_t . Our goal is to learn a predictive model f_{dyn} , instantiated as a neural network, that takes a short sequence of states and actions with l -step history and predicts the next state at time $t + 1$:

$$\hat{x}_{t+1} = f_{dyn}(x_t, u_t). \quad (27)$$

To train the dynamics model for better long-term prediction, we iteratively predict future states over a time horizon T_h and optimize the neural network parameters by minimizing the mean squared error (MSE) between the predictions and the ground truth future states:

$$\mathcal{L} = \frac{1}{T_h} \sum_{t=l+1}^{l+T_h} \|x_{t+1} - f_{dyn}(\hat{x}_t, u_t)\|_2^2. \quad (28)$$

For different tasks, we choose different types of model architecture and design different inputs and outputs. For Pushing with Obstacles, Object Merging, and Rope Routing tasks, we use an MLP as our dynamics model. For the Object Sorting task, we utilize a GNN as the dynamics model, since the pieces are naturally modeled as a graph. Below is the detailed information for each task.

Pushing w/ Obstacles. We use a four-layer MLP with [128, 256, 256, 128] neurons in each respective layer. The model is trained with an Adam optimizer for 7 epochs, using a learning rate of 0.001. A cosine learning rate scheduler is applied to regularize the learning rate. For the model input, we select four keypoints on the object and calculate their relative coordinates to the current pusher position. These coordinates are concatenated with the current pusher action (resulting in an input dimension of 10) and input into the model. For the loss function, given the current state and action sequence, the model predicts the next 6 states, and we compute the MSE loss with the ground truth.

Object Merging. We use the same architecture, optimizer, training epochs, and learning rate scheduler as in the Pushing w/ Obstacles setup. For the model input, we select three keypoints for each object and calculate their relative coordinates to the current pusher positions. These coordinates are then concatenated with the current pusher action (resulting in a state dimension of 12) and input into the model. We also use the same loss function as in the Pushing w/ Obstacles setup.

Rope Routing. We use a two-layer MLP with 128 neurons in each layer. The model is trained with an Adam optimizer for 50 epochs, with a learning rate of 0.001, and a cosine learning rate scheduler to adjust the learning rate. For the model input, we use farthest point sampling to select 10 points on the rope, reordered from closest to farthest from the gripper. We then calculate their relative coordinates to both the current and next gripper positions, concatenate these coordinates, and input them into the model. For the loss function, given the current state and action sequence, the model predicts the next 8 states, and we compute the MSE loss with the ground truth.

Object Sorting. We use the same architecture as DPI-Net (Li et al., 2018). The model is trained with an Adam optimizer for 15 epochs, with a learning rate of 0.001, and a cosine learning rate scheduler to adjust the learning rate. For the model input, we construct a fully connected graph neural network using the center position of each piece. We then calculate their relative coordinates to the current and next pusher positions. These coordinates are concatenated as the node embedding and input into the model. For the loss function, given the current state and action sequence, the model predicts the next 6 states, and we compute the MSE loss with the ground truth.

D.4 DEFINITION OF COST FUNCTIONS

In this section, we introduce our cost functions for model-based planning Eq. 1 across different tasks. For every task, we assume the initial and target states x_0 and x_{target} are given. We denote the position of the end-effector at time t as p_t . In tasks involving continuous actions like Pushing w/ Obstacles, Object Merging, and Rope Routing, the action u_t is defined as the movement of the end-effector, $p_t = p_{t-1} + u_t$, and p_0 is given by the initial configuration. In the task of Object Sorting involving discrete pushing, p_t is given by the action a_i as the pusher position before pushing. In settings with obstacles, we set the set of obstacles as O . Each $o \in O$ has its associated static position and size as p_o and s_o . Our cost functions are designed to handle discontinuities and constraints introduced by obstacles, and BaB-ND can work effectively on these complex cost functions.

Pushing w/ Obstacles. As introduced before, we formalize the obstacles as penalty terms rather than explicitly introducing them in the dynamics model. Our cost function is defined by a cost to the goal position plus a penalty cost indicating whether the object or pusher collides with the obstacle. The detailed cost is listed in Eq. 29.

$$c_t = c(x_t, u_t) = w_t \|x_t - x_{\text{target}}\| + \lambda \sum_{o \in O} (\text{ReLU}(s_o - \|p_t - p_o\|) + \text{ReLU}(s_o - \|x_t - p_o\|)) \quad (29)$$

where $\|x_t - x_{\text{target}}\|$ gives the difference between the state at time t and the target. $\|p_t - p_o\|$ and $\|x_t - p_o\|$ give the distances between the obstacle o and the end-effector and the object, respectively. Two ReLU items yield positive values (penalties) when the pusher or object is located within the obstacle o . w_t is a weight increasing with time t to encourage alignment to the target. λ is a large constant value to avoid any collision. In implementation, x_t is a concatenation of positions of keypoints, and $\|x_t - p_o\|$ is calculated keypoint-wise. Ideally, c_T can be optimized to 0 by a strong planner with the proper problem configuration.

Object Merging. In this task requiring long-horizon planning to manipulate two objects, we do not set obstacles and only consider the difference between the state at every time step and the target. The cost is shown in Eq. 30.

$$c_t = w_t \|x_t - x_{\text{target}}\| \quad (30)$$

Rope Routing. In this task involving a deformable rope, we sample keypoints using Farthest Point Sampling (FPS). x_{target} is defined as the target positions of sampled keypoints. The cost is defined in Eq. 31, similar to the one in Pushing w/ Obstacles. Here, two obstacles are introduced to form the tight-fitting slot. In implementation, naively applying such a cost does not always achieve our

target of routing the rope into the slot since a trajectory greedily translating in the z -direction without lifting may achieve optimality. Hence, we modify the formulation by assigning different weights for different directions (x, y, z) when calculating $\|x_t - x_{\text{target}}\|$ to ensure the desirable trajectory yields the lowest cost.

$$c_t = w_t \|x_t - x_{\text{target}}\| + \lambda \sum_{o \in O} (\text{ReLU}(s_o - \|p_t - p_o\|) + \text{ReLU}(s_o - \|x_t - p_o\|)) \quad (31)$$

Object Sorting. In this task, a pusher interacts with a cluster of object pieces belonging to different classes. We set x_{target} as the target position for every class. Additionally, for safety concerns to prevent the pusher from pressing on the object pieces, we introduce obstacles defined as the object pieces in the cost as Eq. 32. For each object piece o , its size s_o is set as larger than the actual size in the cost, and its position p_o is given by x_t . The definition of the penalty is similar to that in Pushing w/ Obstacles.

$$c_t = w_t \|x_t - x_{\text{target}}\| + \lambda \sum_{o \in O} \text{ReLU}(s_o - \|p_t - p_o\|) \quad (32)$$

D.5 DETAILS OF REAL WORLD DEPLOYMENT

We have four cameras observing the environment from the corners of the workspace. We implemented task-specific perception modules to determine the object states from the multi-view RGB-D images.

Pushing w/ Obstacles and Object Merging. We use a two-level planning framework in these two tasks, involving both long-horizon and short-horizon planning. First, given the initial state (s_0) and pusher position, we perform long-horizon open-loop planning to obtain a reference trajectory $(s_0, a_0, s_1, a_1, \dots, s_N)$. Next, an MPPI planner is used as a local controller to efficiently track this trajectory. Since the local planning horizon is relatively short, the local controller operates at a higher frequency. In the local planning phase, the reference trajectory is treated as a queue of subgoals. Initially, we set s_1 as the subgoal and use the local controller to plan a local trajectory. Once s_1 is reached, s_2 is set as the next subgoal. By iterating this process, we ultimately reach the final goal state.

For perception, we filter the point clouds based on color from four cameras and use ICP alignment with the provided object mesh to determine the object states.

Rope Routing. For the rope routing task, we observe that the sim-to-real gap is relatively small. Therefore, the long-horizon planned trajectory is executed directly in an open-loop manner.

For perception, we begin by using GroundingDINO and SAM to generate the mask for the rope and extract its corresponding point cloud. Subsequently, we apply farthest point sampling to identify 10 key points on the rope, representing its object state.

Object Sorting. There are relatively large observation changes after each pushing action. This creates a noticeable sim-to-real gap for the planned long-horizon trajectory. As a result, we replan the trajectory after each action.

For perception, we filter the point clouds based on color from four cameras and use K-means clustering to separate different object pieces.

D.6 HYPERPARAMETERS OF BASELINES

We follow previous works (Li et al., 2018; 2019) to implement gradient descent (GD) for planning and enhance it through hyperparameter tuning of the step size. Specifically, we define a base step size and multiply it by varying ratios to launch independent instances with different step sizes. The best result among all instances is recorded for performance comparison. Similarly, we adapt MPPI (Williams et al., 2017) by tuning its noise level and reward temperature. We also implement the Decentralized Cross-Entropy Method (CEM) (Zhang et al., 2022c), which enhances CEM using an ensemble of independent instances. The specific hyperparameter settings for these methods are provided in Table A10.

Table A10: Hyperparameter setting for baselines

(a) Hyperparameter setting for GD				
Hyperparameters	Pushing w/ Obstacles	Object Merging	Rope Routing	Object Sorting
Number of samples	320000	160000	50000	24000
Number of iterations	16	18	16	15
Base step size	0.01	0.01	0.01	0.01
Step size ratios	[0.05, 0.1, 0.25, 0.5, 0.75, 1, 1.5, 2, 5, 10]			
(b) Hyperparameter setting for MPPI				
Hyperparameters	Pushing w/ Obstacles	Object Merging	Rope Routing	Object Sorting
Number of samples	320000	160000	64000	32000
Number of iterations	20	22	50	18
Base temperature	20	20	20	50
Temperature ratios	[0.1, 0.5, 1, 1.5, 2]	[0.1, 0.5, 1, 1.5, 2]	[0.1, 0.5, 1, 5]	[0.1, 1, 5]
Base noise std	0.15	0.15	0.12	0.3
Noise ratios	[0.1, 0.5, 1, 1.5, 2]	[0.1, 0.5, 1, 1.5, 2]	[0.1, 0.5, 1, 2, 5]	[0.5, 1, 1.5]
(c) Hyperparameter setting for CEM				
Hyperparameters	Pushing w/ Obstacles	Object Merging	Rope Routing	Object Sorting
Number of samples	320000	160000	64000	32000
Number of iterations	20	55	50	16
Jitter item	0.001	0.0005	0.001	0.0005
Number of elites	10	10	10	10
Number of agents	10	10	10	10

D.7 IMPLEMENTATION DETAILS OF CONVENTIONAL MOTION PLANNING APPROACHES

RRT. As shown in Algorithm 4, in each step, we sample a target state and find the nearest node in the RRT tree. We sample 1000 actions and use the dynamics model to predict 1000 future states. We select the state that is closest to the sampled target and does not collide with obstacles, then add it to the tree. We allow it to plan for 60 seconds, during which it can expand a tree with about 4000 nodes ($N_{\max} = 4000$). To avoid getting stuck in local minima, we randomly sample target states 50% of the time, and for the other 50%, we select the goal state as the target.

PRM. As shown in Algorithm 5, the PRM construction algorithm generates a probabilistic roadmap by sampling N pairs of object states and pusher positions from the search space, adding these pairs as nodes, and connecting nodes within a defined threshold δ . Here, we set $N = 100K$ and $\delta = 0.15$. The roadmap is represented as a graph $G = (V, E)$, where V includes the sampled nodes, and E contains edges representing feasible connections. The planning over PRM Algorithm 6 uses this roadmap to find a path from the initial state to the goal state. It first integrates the initial state into the graph and connects it to nearby nodes, removes any nodes and edges colliding with obstacles, and applies A* search to find an optimal path.

Algorithm 4 Rapidly-Exploring Random Tree (RRT)

-
- 1: **Input:** Initial state x_0 , goal state x_{goal} , search space \mathcal{X} (\mathcal{X} is object state space), maximum iterations N_{max} , action upper and lower bounds $\{\bar{u}, \underline{u}\}$, threshold δ
 - 2: **Output:** A path from x_0 to x_{goal} or failure
 - 3: Initialize tree T with root node x_0
 - 4: **for** $i = 1$ to N_{max} **do**
 - 5: Sample a random state x_{rand} from \mathcal{X}
 - 6: Find the nearest node x_{near} in T to x_{rand}
 - 7: Sample 1000 actions within $\{\bar{u}, \underline{u}\}$ as a set \mathcal{U} , and compute the corresponding next states $\mathcal{X}_{\text{new}} = f_{\text{dyn}}(x_{\text{near}}, \mathcal{U})$
 - 8: Select the nearest, collision-free next state from \mathcal{X}_{new} as x_{new}
 - 9: Add x_{new} to T with an edge from x_{near}
 - 10: **if** x_{new} is within δ of x_{goal} **then**
 - 11: Add x_{goal} to T with an edge from x_{new}
 - 12: **return** Path from x_0 to x_{goal} in T
 - 13: **return** Failure (No valid path found within N_{max} iterations)
-

Algorithm 5 Probabilistic Roadmap (PRM) Construction

-
- 1: **Input:** Search space $\{\mathcal{X}, \mathcal{P}\}$ (\mathcal{X} : object state space, \mathcal{P} : pusher position space), number of nodes N , connection threshold δ
 - 2: **Output:** A constructed PRM $G = (V, E)$
 - 3: Initialize the roadmap $G = (V, E)$ with $V = \emptyset$ and $E = \emptyset$
 - 4: Randomly sample N pairs (x, p) from $\{\mathcal{X}, \mathcal{P}\}$
 - 5: Add the sampled pairs as nodes in G : $V = \{v_i \mid i \leq N\}$, where $v_i = (x_i, p_i)$
 - 6: **for** $i = 1$ to N **do**
 - 7: **for** $j = 1$ to N **do**
 - 8: **if** $i \neq j$ **then**
 - 9: Compute action $u = p_j - p_i$
 - 10: Predict the next state $x_{\text{new}} = f_{\text{dyn}}(x_i, u)$
 - 11: **if** $\text{distance}(x_{\text{new}}, x_j) < \delta$ **then**
 - 12: Add an edge $e_{ij} = \{v_i \rightarrow v_j\}$ to E
 - 13: **return** $G = (V, E)$
-

Algorithm 6 Planning over PRM

-
- 1: **Input:** Initial state x_{init} , initial pusher position p_{init} , goal state x_{goal} , obstacle space $\{\mathcal{X}_{\text{obs}}, \mathcal{P}_{\text{obs}}\}$, constructed PRM $G = (V, E)$, connection threshold δ
 - 2: **Output:** A path from x_{init} to x_{goal} or failure
 - 3: Add $(x_{\text{init}}, p_{\text{init}})$ to V
 - 4: **for** each node $v_j \in V$ **do**
 - 5: Compute action $u = p_j - p_{\text{init}}$
 - 6: Predict the next state $x_{\text{new}} = f_{\text{dyn}}(x_{\text{init}}, u)$
 - 7: **if** $\text{distance}(x_{\text{new}}, x_j) < \delta$ **then**
 - 8: Add an edge $\{v_{\text{init}} \rightarrow v_j\}$ to E
 - 9: Remove all edges and nodes in G that collide with obstacles $\{\mathcal{X}_{\text{obs}}, \mathcal{P}_{\text{obs}}\}$
 - 10: Use the A* search algorithm to find a path from $v_{\text{init}} = (x_{\text{init}}, p_{\text{init}})$ to x_{goal} in G
 - 11: Identify the node v_{nearest} closest to x_{goal}
 - 12: Extract the path from v_{init} to v_{nearest}
 - 13: **return** the extracted path
-