

Stop Relearning: Model Reuse via Feature Distribution Analysis for Incremental Entity Resolution

Victor Christen
Leipzig University & ScaDS.AI
Leipzig, Germany
christen@informatik.uni-leipzig.de

Abdulnaser Sabra
Leipzig University
Leipzig, Germany
as28wima@studserv.uni-leipzig.de

Erhard Rahm
Leipzig University & ScaDS.AI
Leipzig, Germany
rahm@informatik.uni-leipzig.de

ABSTRACT

Entity resolution is essential for data integration, facilitating analytics and insights from complex systems. Multi-source and incremental entity resolution address the challenges of integrating diverse and dynamic data, which is common in real-world scenarios. A critical question is how to classify matches and non-matches among record pairs from new and existing data sources. Traditional threshold-based methods often yield lower quality than machine learning (ML) approaches, while incremental methods may lack stability depending on the order in which new data is integrated.

Additionally, reusing training data and existing models for new data sources is unresolved for multi-source entity resolution. Even the approach of transfer learning does not consider the challenge of which source domain should be used to transfer model and training data information for a certain target domain. Naive strategies for training new models for each new linkage problem are inefficient.

This work addresses these challenges and focuses on creating as well as managing models with a small labeling effort and the selection of suitable models for new data sources based on feature distributions. The results of our method *StoRe* demonstrate that our approach achieves comparable qualitative results. Regarding efficiency, *StoRe* outperforms both a multi-source active learning and a transfer learning approach, achieving efficiency improvements of up to 48 times faster than the active learning approach and by a factor of 163 compared to the transfer learning method.

1 INTRODUCTION

Due to the large number of heterogeneous data sources, data integration is essential for comprehensive analysis and a standardized view of information from various sources. A cornerstone of data integration is entity resolution determining records representing the same entity. The broad range of potential data quality issues and data source heterogeneity make entity resolution challenging. Especially multi-source entity resolution as well as incremental entity resolution, amplify the challenges regarding scalability issues and achieve high qualitative linkage results.

Permission to make digital or hard copies of all or part of this work for personal or classroom use is granted without fee provided that copies are not made or distributed for profit or commercial advantage and that copies bear this notice and the full citation on the first page. Copyrights for components of this work owned by others than ACM must be honored. Abstracting with credit is permitted. To copy otherwise, or republish, to post on servers or to redistribute to lists, requires prior specific permission and/or a fee. Request permissions from permissions@acm.org.

Conference'17, July 2017, Washington, DC, USA

© 2024 Association for Computing Machinery.

ACM ISBN 978-x-xxxx-xxxx-x/YY/MM... \$15.00

<https://doi.org/10.1145/nnnnnnn.nnnnnnn>

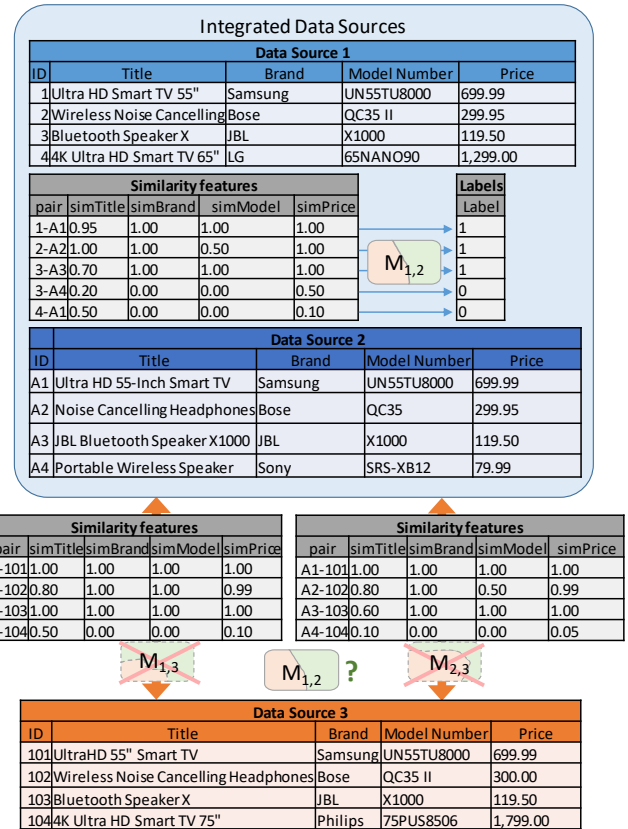


Figure 1: Motivation of Reusing solved linkage problems for incremental entity resolution.

The quality of the linkage result between two or more data sources highly depends on the classification step. This step classifies record pairs into matches and non-matches based on attribute value similarities or derived embeddings from pre-trained language models. The state-of-the-art methods use machine learning-based approaches since they achieve high-quality results compared to threshold-based methods. However, the application of ML methods requires the generation of labeled training data to build classification models being a time-consuming task.

Various methods were proposed to address the reduction of the labeling effort such as active and transfer learning. The principle of active learning is to select from a given linkage problem the most informative instances manually labeled and used to generate the classification model. The idea of transfer learning is to adapt the

solved domain linkage problem to a target linkage problem so that the adapted model can be used for classification or the labeled data are used to construct training data for the target domain.

However, to the best of our knowledge, no work supports incremental entity resolution regarding the reuse of already integrated data sources for more than two data sources in terms of reusing classification models and training data. Even for transfer learning approaches the open question is which source problem should be adapted concerning multiple solved problems to integrate a new data source.

Fig. 1 illustrates the motivation of our novel approach. Assuming we have a set of integrated data sources D_1 and D_2 consisting of products specified by the depicted attributes. The integration of these data sources requires the solution of the linkage problem given by the classification task of the similarity features into matches and non-matches. Therefore, a classification model based on labeled record pairs is built to classify the record pairs. After that, a new data source D_3 should also be integrated where we compute similarity features between data source D_1 and D_3 as well as D_2 and D_3 . The pair-wise linkage enables the effective application of clustering algorithms on the rich similarity graph [21] instead of using representatives for the integrated records.

In a naive solution, we would build a new classification model for each new linkage problem. Due to the increasing number of models with the growing number of integrated data sources, the labeling effort for generating training data increases tremendously. Instead of building new models, we want to reuse the existing model $M_{1,2}$ that has already solved a similar linkage problem.

Specifically, we make the following contributions:

- We design and realize a novel approach to generate and reuse classification models for linkage problems with a small training data generation effort. The method intensively analyzes the similarities between multiple similarity feature spaces from multiple linkage problems regarding the data sources being initially integrated.
- The proposed method automatically determines clusters of similar linkage problems and selects the most appropriate similarity feature vectors for generating training data with an integrated active learning method for each cluster. The built models using the selected training data are the base for our reuse regarding the integration task of new data sources. Hence, the method supports the incremental integration of new data sources, as is the case in real-world scenarios.
- We intensively evaluate our approach considering three multi-source entity resolution tasks and compare it with a state-of-the-art multi-source active learning method and a transfer learning approach for tabular data regarding effectiveness and efficiency.

The rest of the paper is organized as follows. Sect. 2 provides background information regarding entity resolution, especially multi-source and incremental entity resolution. We also formalize the problem we want to solve with our approach. In Sect. 3, we discuss the related work with respect to effective labeling limited methods and incremental entity resolution methods. In Sect. 4,

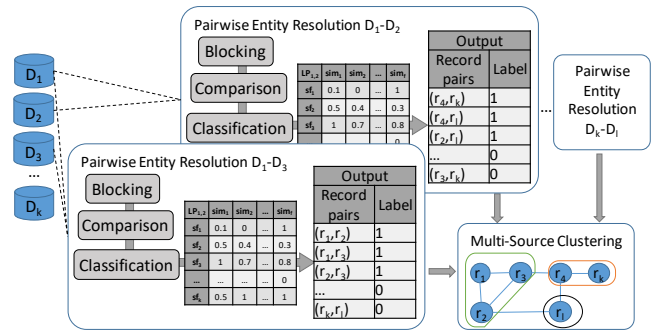


Figure 2: The multi-source entity resolution workflow involves a pairwise linkage between data sources. The pairwise linkage consists of *blocking*, *comparison* and *classification* where a classification model is generated for each source pair. The classification result is utilized to apply a clustering approach to remove introduced errors by the transitive closure.

we describe the overall procedure and the necessary steps in detail. Sect. 5 consists of the evaluation where we compare state-of-the-art methods addressing limited resources for generating training data. After that, we discuss the results and give recommendations for using and configuring our approach in Sect. 6. Finally, we conclude our work.

2 PRELIMINARIES

2.1 Multi-Source Entity Resolution

The classical entity resolution (ER) approach aims to identify pairs of records from two data sources, A and B, that refer to the same real-world entity. Each data source contains records characterized by attributes defined by a schema. The multi-source ER process follows the workflow illustrated in Fig. 2 considering multiple data sources D_1, D_2, \dots, D_k . This workflow involves the classical pairwise entity resolution approach and a Multi-source clustering method [5]. The traditional pairwise entity resolution method [2] classifies record pairs based on similarities calculated by comparing semantically corresponding attributes or derived embeddings obtained from pre-trained language models [15] between two data sources. Filtering or blocking techniques [3, 23] mitigate the time complexity associated with pairwise comparisons, significantly reducing the number of candidate pairs. For each candidate pair, a set of similarity measures is computed using string similarity metrics and numerical distance functions. In embedding-based approaches, embedding generation, similarity computation, and classification are typically integrated within a single neural network.

Given the heterogeneity of data sources and scalability challenges, supervised machine learning methods are often preferred over threshold-based classification techniques [12, 30]. The main idea of an ML-based classification approach is to utilize the computed similarities for a set of record pairs as feature vectors and to derive a classification model to classify new record pairs as match or non-match. However, supervised methods necessitate labeled data pairs, categorized as matches or non-matches, which require

substantial manual effort to generate. Several strategies, such as active and transfer learning, have been developed to alleviate the labeling effort. Active learning methods [4, 16, 20, 24] focus on selecting the most informative unlabeled pairs for manual labeling by an oracle, thereby expanding the existing training data set. On the other hand, transfer learning approaches [10, 11] aim to adapt models trained on a source domain to a target domain, enabling the application of solutions from one domain to another with minimal additional training. However, determining which source domain should be adapted to address a specific target problem remains an open research question in multi-source entity resolution.

Given a set of more than two data sources, the integration requires the application of multiple pairwise entity resolution processes resulting in a set of matches. A multi-source entity resolution method derives a similarity graph where the record pairs classified as matches represent the edges with the prediction probability or an aggregated similarity as weight.

The final step in the ER workflow is clustering using the derived similarity graph, which resolves conflicts arising from the transitive closure of each record based on identified matches. In this context, transitive closure refers to a cluster of records where each record is indirectly connected to others through a path of identified matches. Especially, for multi-source entity resolution, an incorrect link can lead to huge error-prone clusters. Therefore, in multi-source ER methods, the clustering step is particularly crucial, as it helps to eliminate erroneous matches and refines the quality of the record clusters [6, 18, 25, 27].

2.2 Incremental Entity Resolution

As the number of potentially relevant data sources continues to grow, the integration process and thus the ER task must be repeated whenever new data sources become available and are integrated into the existing knowledge base. A common strategy to integrate new data sources involves generating cluster representatives, where each record cluster is represented by a single record encapsulating the most relevant information. However, the generation of these representatives poses significant challenges. Basic methods might arbitrarily select a record as the representative or construct one using the longest attribute values from the cluster [17, 28]. The ER process then only compares the new records with these representatives. However, this approach has several drawbacks, including the high sensitivity of the final result to the order in which new data sources are processed and the difficulty of generating informative representatives. An alternative approach is to perform pairwise comparisons between new records and the original records from the integrated data sources. This "loose integration" method allows the application of cluster repair techniques that leverage rich similarity graph structures. Additionally, it avoids the challenging task of generating high-quality cluster representatives. Despite its advantages, loose integration has scalability issues due to the need for pairwise comparisons between each newly integrated data source and the existing data sources. To address this, efficient integration pipelines must employ Blocking/Filtering techniques and parallelization strategies to speed up similarity computations. However, generating training data for these tasks remains an open question,

Symbol	Description
\mathcal{I}	set of data sources D_1, D_2, \dots, D_k being initially integrated
\mathcal{N}	new data sources D_l, \dots, D_z
$\mathcal{LP}_{\mathcal{I}}$	linkage problems being initially solved
$\mathcal{LP}_{\mathcal{U}}$	unsolved linkage problems between new data sources and integrated data sources
$LP_{i,k}$	linkage problem consisting of similarity feature vectors sf between data sources D_i and D_k
sf	similarity feature vector consisting of similarities based on attribute comparisons between two records
$dis_{k,l}^f$	similarity value distribution of the feature f from similarity feature vectors between data sources D_k and D_l
$CD_{k,l}^f$	cumulative distribution function for feature f between data sources D_k and D_l

Table 1: Description of used symbols.

as record pairs still require manual labeling. As a result, reusing solutions from previously resolved linkage problems and minimizing the labeling effort becomes even more critical in loose incremental ER tasks compared to traditional pairwise ER.

2.3 Problem Definition

Our approach aims to support incremental multi-source entity resolution by focusing on the classification step within the entity resolution (ER) pipeline. In real-world scenarios, continuous integration of new data sources into existing data repositories is required for ongoing analysis and maintenance. This necessitates the efficient resolution of entities across both newly added and already integrated data sources.

Fig. 3 illustrates schematically the problem definition of reusing solved linkage problems to integrate new data sources in an incremental changing environment. Let \mathcal{I} denote a set of integrated data sources D_1, D_2, \dots, D_k and \mathcal{N} a set of new data sources D_l, \dots, D_z shown in Tab. 1. Each data source D_i consists of records r_1, r_2, \dots, r_k , characterized by source-specific attributes. For integrating initially the data sources from \mathcal{I} , we define for each data source pair $i, k \in \mathcal{I}$, a set of similarity feature vectors, denoted as $LP_{i,k} \in \mathcal{LP}_{\mathcal{I}}$. Each similarity feature vector $sf \in LP_{i,k}$ represents a pair of records, where each entry corresponds to a similarity in the range $[0,1]$, calculated based on attribute comparisons using a similarity function. Note, that a linkage problem $LP_{k,l}$ consists of less than the cardinality of the cartesian product between D_k and D_l due to the application of blocking that removes dissimilar record pairs.

Our objective is to integrate new data sources into \mathcal{I} such as $D_l \in \mathcal{N}$. Therefore, we have to solve the linkage problems $LP_{i,l}$ involving the data source D_l and the integrated data sources $D_i \in \mathcal{I}$. We assume that an arbitrary linkage tool generates the similarity vectors of $LP_{l,i} \in \mathcal{LP}_{\mathcal{U}}$ where $\mathcal{LP}_{\mathcal{U}}$ represents the set of unsolved linkage problems. To reduce the effort for building new classification models and the underlying labeling effort, our solution groups similar linkage problems $LP_{k,i} \in \mathcal{LP}_{\mathcal{I}}$. We assume that these models were used to efficiently integrate data sources $D_i \in \mathcal{I}$.

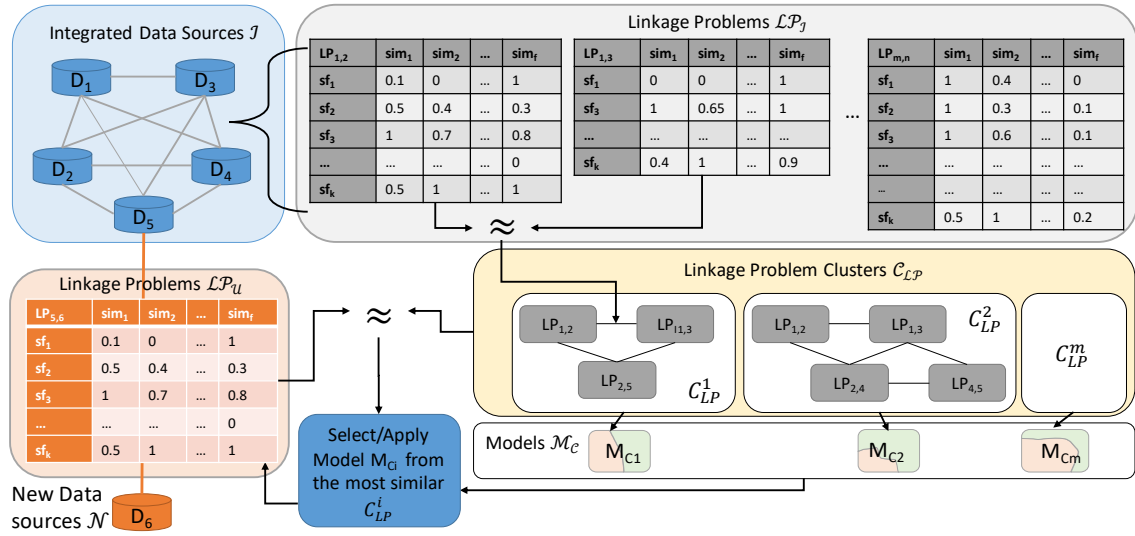


Figure 3: Problem definition of reusing solved linkage problems \mathcal{LP}_I to solve new linkage problems to support the classification task in incremental entity resolution.

We statistically evaluate the similarity between pairs of integrated linkage problems to group similar linkage problems into clusters, denoted as \mathcal{C}_{LP} . We hypothesize that the linkage problems within a single cluster $C_{LP} \in \mathcal{C}_{LP}$ can be effectively classified using a unified classification model M_C .

Assuming, we can select informative feature vectors for each cluster to build models $M_C \in \mathcal{M}_C$, we determine the most similar cluster C_{LP}^i for a new linkage problem such as $D_6 \in \mathcal{N}$ in Fig. 3. We apply the corresponding model M_{Ci} on the linkage problem $LP_{5,6}$ to classify the record pairs between D_5 and D_6 into matches and non-matches.

3 RELATED WORK

In this section, we discuss approaches for entity resolution considering more than two data sources and budget-limited machine learning methods in entity resolution such as active and transfer learning.

Multi-Source Entity resolution: Due to the increasing number of available information from different data sources, multi-source entity resolution becomes relevant. The general workflow of existing multi-source entity resolution methods [6, 13, 19, 26, 27] apply a cluster repair step on the result of a pairwise linkage. The cluster repair method focuses on identifying erroneous record clusters generated by the transitive closure based on equivalent records. The goal is to determine erroneous links within a cluster to split the incorrect transitive closure into multiple ones representing the correct clusters. However, the cluster repair methods do not focus on the classification step for generating the similarity graph as the input of these methods. Mostly, they use a threshold-based method based on weighted similarities to build the similarity graph.

Recently, the method of Zeng et al. [34] clusters records from multiple data sources utilizing embeddings from large language models such as BERT [14]. The approach follows a hierarchical merge strategy where two data sources are compared. Therefore,

the strategy avoids the comparison of all data source pairs. The resulting clusters representing merged records are then pruned by applying DBSCAN as clustering algorithm to remove outlier records from a cluster. However, the proposed approach has some drawbacks such as the identification of effective hyperparameters that also the authors pointed out, e.g., the similarity threshold m . Moreover, the authors analyzed the sensitivity regarding the order of merging data sources and concluded that the approach is robust considering various orders. However, the merging process averages the embeddings of merged records potentially resulting in inaccurate record representatives if the original values consists of data quality issues.

Incremental Multi-Source Entity Resolution: The goal of incremental multi-source entity resolution is the successive integration of multiple new data sources into an integrated data source. Mainly, the approaches [17, 28] utilize cluster representatives instead of maintaining the information from every record. The advantage is that the number of pairwise comparisons between different data sources is reduced due to the usage of these representatives. However, the main drawback is that an ineffective representative generation process leads to error-prone entity resolution processes for new data sources. In contrast to using cluster representatives, Gruenheid et al. [7] maintain clusters within a similarity graph and propose various approaches to update this graph considering different subgraphs. Furthermore, a greedy method is proposed to correct clusters by merging and splitting them or moving records among clusters based on the updated graph. However, the method only focuses on the integration of new records into a single data source. Therefore, the challenges regarding multi-source entity resolution are not addressed.

Multi-Source Active Learning: Active learning approaches aim to minimize the labeling effort that is particularly important for multi-source entity resolution due to the numerous classification

tasks involved. The most active learning methods focus on the pairwise entity resolution problem [4, 16, 20, 33] utilizing uncertainty measures and distances between feature vectors. To date, only one study [24] has specifically addressed multi-source entity resolution by leveraging similarity graphs generated from the entity resolution process. This work employs the concept of transitive closure to identify informative links, enabling the detection of potential false negatives and false positives. Specifically, it assesses whether two records, classified as non-matches, are connected through transitive closure. Potential false positives are identified using the minimum cut of the graph, while the resulting graph also facilitates the identification of false negatives, represented as missing edges among record pairs within connected components.

Transfer Learning: Transfer learning methods aim to adapt a source domain to a target domain, minimizing the need for model training and data generation in the target domain. In the context of entity resolution, these methods leverage existing models and training data from labeled linkage problems. For instance, Jin et al. [10] developed a joint neural network with a shared attention mechanism to optimize the weighting of different attribute comparisons for both source and target linkage tasks. However, Papadakis et al. [22] observed that deep learning models often underperform when applied to tabular data with limited value ranges. In response, Kirielle et al. [11] et al. proposed a method for labeling record pairs in unsolved linkage problems, thereby generating a classification model suitable for traditional linkage tasks. The authors identify similar feature vectors between source and target linkage problems and utilize the labels from similar target vectors to construct the target model.

4 REUSE OF SOLVED LINKAGE PROBLEMS

In this section, we propose our novel method that reuses previously solved linkage problems $\mathcal{LP}_{\mathcal{I}}$ and their associated classification models. This is achieved by statistically comparing the feature distributions of previously resolved tasks with those of new linkage problems. An overview of our approach is illustrated in Fig. 4. We assume that a set of data sources, \mathcal{I} , has already been integrated. To guarantee a moderate labeling effort, our approach consists of a strategy to efficiently build classification models for solving the linkage tasks of \mathcal{I} . For each pair of integrated data sources (D_k, D_l) , a corresponding similarity feature set representing the linkage problem $LP_{k,l} \in \mathcal{LP}_{\mathcal{I}}$ is available.

Initially, we conduct statistical tests to determine whether the similarity distributions of features from the linkage problems are similar. We then aggregate the statistical results across the various features to compute an average statistical similarity score, lp_sim .

From the pairwise comparison of linkage problems, we derive a linkage problem similarity graph G_{LP} where linkage tasks represent vertices and edges characterize the similarity between two linkage problems with the $stat_sim$ as weight. We cluster the graph G_{LP} using the Leiden algorithm [31] being an improved version of the Louvain algorithm [1]. The Louvain algorithm was commonly used for similarity structure analysis in the context of cluster approaches [6].

We consider all linkage problems $LP_{k,l} \in C_{LP}^i$ as similar, assuming that one model is sufficient to classify the underlying similarity

vectors from the linkage problems. Due to the simplification, we only need training data to generate one model for the generated clusters $C_{LP}^i \in \mathcal{C}_{LP}$.

We apply active learning for each cluster to determine labeled training data. The label budget constrains the total quantity of labeled data. Due to the skew of the size of clusters, a uniform distribution of the budget regarding the clusters is not useful. Therefore, we proportionally distribute the budget based on the number of similar feature vectors of the clusters. Moreover, we handle singleton clusters separately since we want to prioritize clusters with more than one linkage problem.

The result of the active learning procedure for a cluster C_{LP}^i regarding the allocated budget is a labeled set of similarity feature vectors. With the obtained training data we build a classification model that we store for the certain cluster C_{LP}^i . Moreover, we maintain the similarity feature vectors $LP_{C_{LP}^i}$ of the training data for each cluster to calculate similarities to new linkage problems.

Integrating new data sources $D_n \in \mathcal{N}$ requires the selection of an appropriate cluster for an unsolved linkage problem $LP_{n,i} \in \mathcal{LP}_{\mathcal{U}}$ where the new data source D_n is involved and the data source D_k is already integrated. Therefore, we compare the linkage problem $LP_{n,k}$ with all similarity feature vectors of $LP_{C_{LP}^i}$ for each cluster $C_{LP}^i \in \mathcal{C}_{LP}$. Since we are only interested in one cluster, we select the most similar cluster using the lp_sim score. The associated model $M_{C_{LP}^i}$ of the determined cluster C_{LP}^i classifies the similarity vectors of $LP_{n,k}$ into matches and non-matches. The approach terminates if all new data sources are integrated and the unsolved linkage problems of $\mathcal{LP}_{\mathcal{U}}$ are classified.

4.1 Statistical Linkage Problem Similarity Computation

Initially, we compare pairwise the existing linkage problems $LP_{k,l} \in \mathcal{LP}_{\mathcal{I}}$ of the data sources being initially integrated of $\mathcal{I} = \{D_1, D_2, \dots, D_k\}$. To simplify the comparison, we independently evaluate the similarity distributions for each feature f as shown in Fig. 5. The resulting similarities for each feature are aggregated as a weighted average sim_lp considering the standard deviation std of each feature from the linkage problems of \mathcal{I} .

We consider the following statistical tests to determine if the similarities of $LP_{k,l}$ and $LP_{m,n}$ are drawn from the same distribution considering the feature f .

- **Kolmogorov-Smirnow-Test** The Kolmogorov-Smirnov test [9] measures the maximum distance between the cumulative distribution functions $CD_{k,l}^f$ and $CD_{m,n}^f$ considering a certain feature f of the linkage problems $LP_{k,l}$ and $LP_{m,n}$. The test statistic is defined by the supremum of the absolute difference between the two cumulative distribution functions given by Eq. (1)

$$KS - D = \sup_{sim} |CD_{k,l}^f(sim) - CD_{m,n}^f(sim)| \quad (1)$$

- **Wasserstein distance** The Wasserstein distance [32] measures the cost to transform a distribution Q into a distribution W . In our case, we consider the distributions $dis_{k,l}^f$ and $dis_{m,n}^f$ given by two column vectors for a feature f of the linkage problems $LP_{k,l}$ resp. $LP_{m,n}$. Using the column vectors, the

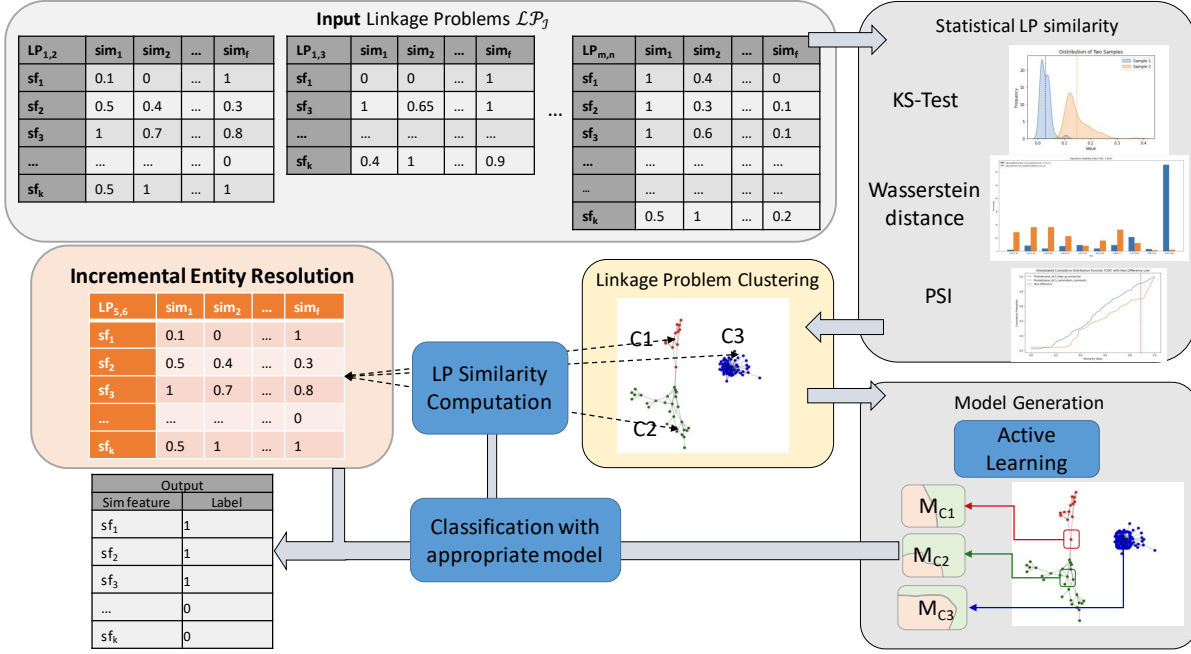


Figure 4: Workflow for reusing solved linkage problems determining similar feature distributions to apply existing classification models.

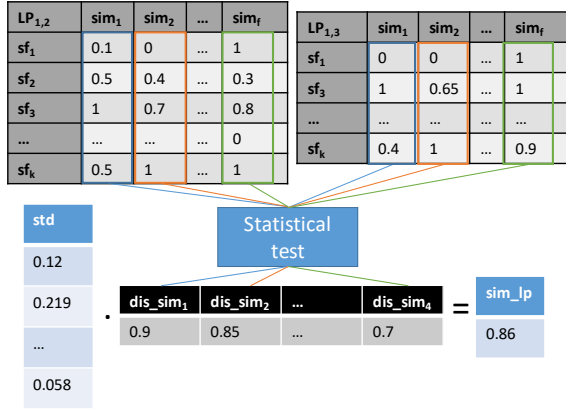


Figure 5: Example of computing the similarity between two linkage problems by applying statistical tests for each feature pair.

corresponding cumulative distribution functions $CD_{k,l}^f$ and $CD_{m,n}^f$ are computed and adapted to the same size if the column vectors have different dimensions. The Wasserstein distance is the sum of the absolute differences between corresponding elements of $CD_{k,l}^f$ and $CD_{m,n}^f$ illustrated in Eq. (2).

$$WD(dis_{k,l}^f, dis_{m,n}^f) = \sum_{i=0}^{|CD_{k,l}^f|} |CD_{k,l}^f[i] - CD_{m,n}^f[i]| \quad (2)$$

- **Population stability index** The population stability index [29] quantifies covariate shifts between two univariate distributions $dis_{k,l}^f$ and $dis_{m,n}^f$. Each distribution is split into bins $B_{k,l}$ and $B_{m,n}$ where the proportion $prop(b_{k,l}^i)$ resp. $prop(b_{m,n}^i)$ of similarities for the bins is determined. The index is defined as follows:

$$PSI = \sum_{i=0}^{|B|} (prop(b_{k,l}^i) - prop(b_{m,n}^i)) \cdot \ln \frac{prop(b_{k,l}^i)}{prop(b_{m,n}^i)} \quad (3)$$

The resulting distances of the features between two linkage problems $LP_{k,l}$ and $LP_{m,n}$ are transformed to similarities and averaged as sim_lp . Due to the different importance of similarity features, we weigh the average utilizing the standard deviation of a similarity feature vector to consider the discriminative power of features.

4.2 Linkage Problem Clustering

We utilize the determined aggregated similarity lp_sim between linkage problems of $\mathcal{LP}_{\mathcal{I}}$ to build a *linkage problem graph* $G_{LP} = (\mathcal{LP}_{\mathcal{I}}, E)$ as shown in Fig. 6. A linkage problem represents a vertex and an edge $e \in E$ represents the similarity between two linkage problems. Therefore, we weigh each edge by the aggregated similarity sim_lp . To avoid obtaining only one huge connected component, we apply the Leiden algorithm [31] to split the graph into multiple similar linkage problem clusters $\mathcal{C}_{\mathcal{LP}}$.

4.3 Model Generation

Budget distribution: For each resulting cluster $\mathcal{C}_{LP}^i \in \mathcal{C}_{\mathcal{LP}}$, we generate a classification model M_{C_i} to classify linkage problems

being similar to the ones of cluster C_{LP}^i . We limit the number of record pairs to build the training data by $total_b$. We assign a minimum number of labels min_b to each cluster to guarantee sufficient training data. To guarantee that the total budget is sufficient, we distinguish between singleton and non-singleton clusters $C_{LP|single}$ resp. $C_{LP|non-single}$. If Eq. (4) holds, we have to merge the clusters of $C_{LP|single}$ into clusters $C_{LP}^i \in C_{LP|non-single}$ since the total budget is not sufficient for all clusters.

$$C_{LP} \cdot min_b > total_b \quad (4)$$

Otherwise, the remaining budget determined by Eq. (5) is proportionally distributed to the clusters regarding the total number of non-singleton and singleton tasks. The ratio of the remaining budget for the non-singleton and singleton clusters is given by Eqs. (6) and (7). The budget for the singletons is distributed analogously.

$$rem_b = total_b - min_b \cdot |C_{LP}| \quad (5)$$

$$\begin{aligned} ratio(C_{LP|non-single}) &= \frac{|C_{LP|non-single}|}{|LP|} \\ ratio(C_{LP|single}) &= \frac{|C_{LP|single}|}{|LP|} \end{aligned} \quad (6, 7)$$

The budget $b(C_{LP}^i)$ for a cluster is calculated using Eqs. (8) and (9), where $total_C_{LP}^i$ represents the total number of feature vectors across all linkage problems within cluster C_{LP}^i . If C_{LP}^i is a non-singleton cluster, its budget is the sum of the min_budget and a proportion of the remaining budget rem_b , which is allocated among non-singleton clusters. The proportion for each non-singleton cluster is based on its number of feature vectors relative to the total number of feature vectors in all non-singleton clusters, as defined in the denominator in Eq. (9). In contrast, if C_{LP}^i is a singleton cluster, it receives a proportion of the remaining budget specifically allocated for singleton clusters, based on the total number of feature vectors from all singleton clusters.

$$\begin{aligned} total_C_{LP}^i &= \left| \bigcup_{LP_{k,l} \in C_{LP}^i} LP_{k,l} \right| \\ b(C_{LP}^i) &= min_b + \frac{total_C_{LP}^i}{\sum_{C_{LP}^k \in C_{LP|non-single}} total_C_{LP}^k} \cdot rem_b \cdot ratio(C_{LP|non-single}) \end{aligned} \quad (8, 9)$$

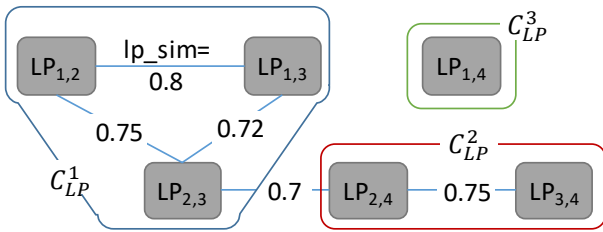


Figure 6: Example of linkage problem graph with 3 clusters based on the linkage problems based on 4 data sources.

Training data selection: A cluster C_{LP}^i consists of multiple linkage problems being similar to each other. We assume that one model can classify similar linkage problems. Therefore, we train for each cluster one classifier. The model generation requires training data consisting of feature vectors labeled as matches and non-matches. In our approach, we integrate two active learning methods, Almser (see Sect. 3) and an uncertainty AL method using bootstrapping to select informative feature vectors. The main idea of an active learning method is to select iteratively a certain number $batch_size$ of unlabeled similarity feature vectors sf being informative to extend the current training data T . The iterative process terminates if a stop criterion such as a total labeling budget is reached.

Bootstrapping: The uncertainty method utilizes a bootstrapping technique to compute an uncertainty measure. The process generates k classifiers based on the current training dataset T by sampling with repetition. The determined models m_1, \dots, m_k classify the unlabeled edge feature vectors where the predictions are utilized to compute the uncertainty $unc(sf)$ of a similarity feature vector sf shown in eq. (10). The term $m_i(sf)$ results in 0 or 1 if the feature vector sf represents a non-match, respectively, a match.

$$unc(sf) = \frac{\sum_{i=1}^k m_i(sf)}{k} \cdot \left(1 - \frac{\sum_{i=1}^k m_i(sf)}{k} \right) \quad (10)$$

As an extension, we introduce an *inter_score* for each similarity feature vector representing how unique a feature vector is regarding the associated records. The computation of the score is similar to the inverse document frequency (IDF) considering the related records as words and the cluster as documents. We compute a record score and the derived *inter_score*(sf) for a similarity vector as shown in Eqs. (11) and (12). For each record, we determine the number of clusters where the record occurs $|C_{LP|r}|$ and the total number of clusters. The *inter_score* of a similarity feature is the average over the associated records *source* and *target* of a feature vector.

$$r_score(r) = \log \frac{|C_{LP|r}|}{|C_{LP}|}$$

$$inter_score(sf) = r_score(source(sf)) + r_score(target(sf)) / 2 \quad (11, 12)$$

Almser: We use the original implementation¹ and extend it to support batch processing. As input, we only consider the induced subgraph regarding the linkage problems of a cluster.

In addition to the model generation, we maintain the selected vectors as the set $LP_{C_{LP}^i}$ for each cluster C_{LP}^i . We utilize the sets to determine the best cluster for a new data source and the associated linkage problems.

4.4 Integration of new data sources

Integrating a new data source, denoted as N_m , requires addressing at least one linkage problem, involving both the new data source and an already integrated source D_k . To solve this, an entity resolution method calculates similarity vectors by performing relevant attribute comparisons, while applying blocking techniques to ensure computational efficiency. The resulting unresolved linkage

¹<https://github.com/wbgs-uni-mannheim/ALMSER-GB>

name	# linkage problems	# record pairs	# matches
Dexter	276	1,100K	368K
WDC-computer	12	74.5K	4.8K
Music	20	385.9K	16.2K

Table 2: Statistics about the linkage problems of the data sets.

problem, $LP_{k,m}$, is statistically compared to a set of similarity feature vectors $LP_{C_i}^{LP}$, which we used as training data to generate a model for each cluster.

We employ the same comparison function utilized for constructing the linkage problem graph G_{LP} . Additionally, we incorporate the standard deviation of the similarity vectors to weigh the similarities. We select the cluster $C_{a,b}^i$ with the maximum similarity to the new linkage task $LP_{k,m}$ and apply the corresponding model M_{C_i} on the feature vectors $sf \in LP_{k,m}$.

5 EVALUATION

5.1 Experimental Setup

Data Sets. Dexter This data set is derived from the camera data set of the ACM SIGMOD 2020 Programming Contest (<http://www.inf.uniroma3.it/db/sigmod2020contest/index.html>). The data set consists of 23 sources with $\approx 21,000$ records and intra-source duplicates. Each data source consists of source-specific attributes.

WDC-Computers We utilize the WDC Training Corpus for Large-scale Product Matching and use the same subset derived from the original one being used in the Almser study [24] consisting of 4 data sources.

Music The MusicBrainz data set is a synthetically generated data set from the MusicBrainz (<https://musicbrainz.org/>) database. The data set is corrupted by [8] consisting of five sources with duplicates for 50% of the original records. Each data source is duplicate-free but the records are heterogeneous regarding the characteristics of attribute values such as the number of missing values, length of values, and ratio of errors.

Setup & Parameters. All experiments were performed on a computer with an 8-core AMD Ryzen 7 Pro 7840 3.3GHz CPU and 32GB of RAM. In the following, we will describe the used similarity feature vectors and the considered parameters of StoRe.

Similarity Feature Vectors: The main focus of our approach is the classification and consequently the model generation and selection. Therefore, we pre-calculate the similarity vectors of the linkage problems. We use the same attribute comparisons and blocking keys for the Dexter data set as in previous studies [13, 26]. For the WDC-computers and Music data set, we utilize the feature vectors² used in the previous work presenting Almser [24]. The authors use various string similarity functions for textual data and normalized absolute differences for numerical values. Tab. 2 summarizes the characteristics of the data sets regarding the number of linkage problems, record pairs, and matches.

²http://data.dws.informatik.uni-mannheim.de/benchmarkmatchingtasks/almser_gen_data/

Method Parameters: We use the following configuration summarized in Tab. 3 where the values written in bold are default values. We split the available linkage problems into 50% solved linkage problems \mathcal{LP}_I and consequently 50% unsolved linkage problems \mathcal{LP}_U for the Dexter data set. The total number of linkage problems is determined by the number of data sources $|D| \cdot (|D|+1)/2$. Note, that we also consider the linkage between the same data sources since the data sources are not duplicate-free. For the WDC-computer and Music data set, we utilize the train-test split of the provided feature vectors. If a data source pair (D_1, D_2) consists of record pairs $(r_k, r_l) \in train$ and $(r_m, r_n) \in test$ being present in the training and test data set, we built two linkage problems with data source pairs (D_{1train}, D_{2train}) and (D_{1test}, D_{2test}) . (D_{1train}, D_{2train}) consists of (r_k, r_l) and (r_m, r_n) is in (D_{1train}, D_{2test}) . Therefore, the number of linkage problems for WDC-computer and Music is 12 and 20 instead of 6 resp. 10.

The similarity between two linkage problems (see, Sect. 4.1) is computed by the Kolmogorow-Smirnow test (**ks-test**) by default. The active learning procedure from Mozafari et al. [16] uses **k** models to determine the uncertainty. We set **k** to 100 achieving qualitative results in previous studies [4, 16].

5.2 Comparison to related Baselines

Due to the limitations of existing methods for reusing ML models in incremental scenarios, we focused on label-efficient techniques like active learning and transfer learning. Our approach is compared to Almser [24], a multi-source entity resolution method using active learning, and TransER [11], a transfer learning approach for tabular data. All methods utilized identical similarity feature vectors, with a consistent division between solved and unsolved linkage tasks to ensure comparability. Establishing an equivalent experimental setup posed challenges due to inherent differences among the approaches. For Almser, we used integrated data sources and their corresponding linkage problems, maintaining the same number of labeled pairs as our approach. To ensure fairness, we modified Almser to support batch processing and used graph-inferred labels from cleaned connected components as per the original study. For TransER, we use the implementation available at github³. In contrast to an active learning method, TransER is designed to reuse existing training data for new linkage problems, so we treat all linkage problems \mathcal{LP}_I among integrated data sources as training data.

³<https://github.com/nishadi/TransER>

Table 3: Overview of the parameter setting for StoRe. The values in bold represent the default values.

Name	Values
Input	
<i>lp_ratio</i>	50% , 30%
LP Comparison	
<i>stat_test</i>	ks-test , wd, PSI
Model Generation	
Active Learning method	Bootstrap , Almser

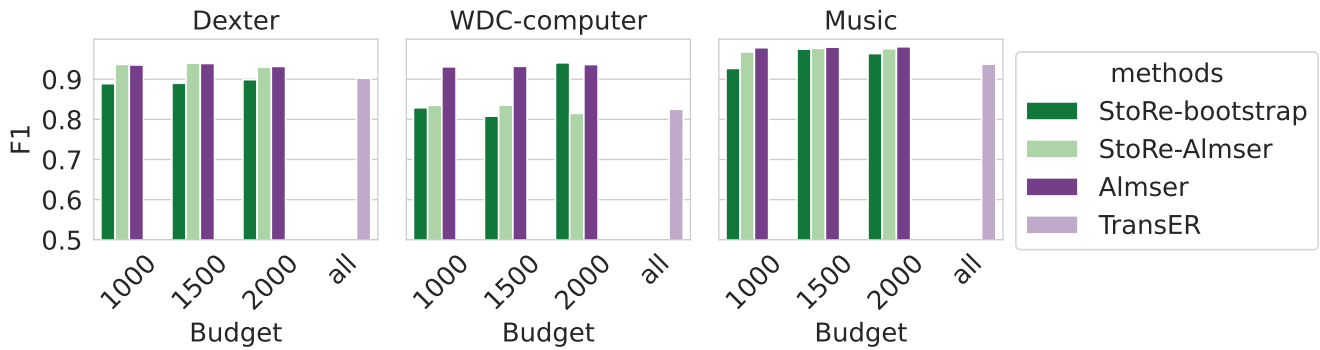


Figure 7: Linkage quality comparison of StoRe combined with the Bootstrap AL approach and Almser to Almser standalone and TransER.

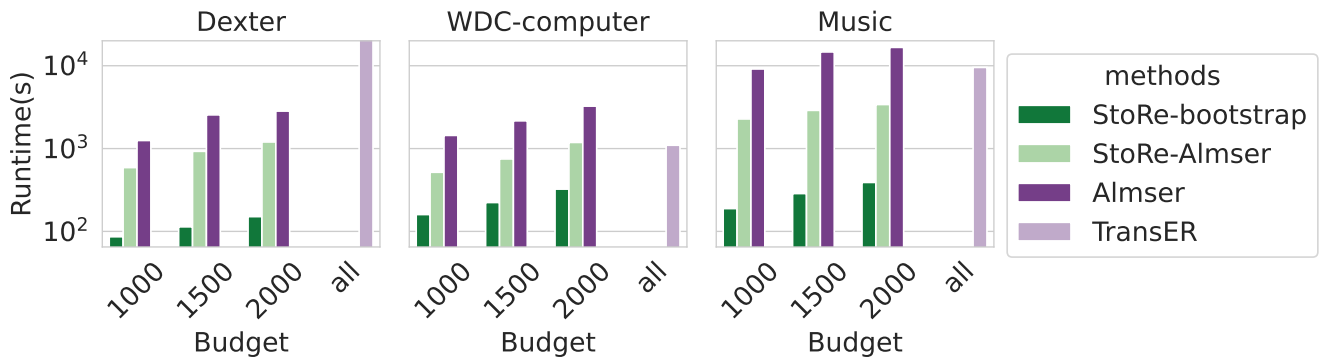


Figure 8: Runtime comparison of StoRe combined with the Bootstrap AL approach and Almser to Almser standalone and TransER.

TransER’s parameter values were set at $k = 10$, $t_c = 0.9$, $t_l = 0.9$, and $t_c = 0.9$, as determined through pre-experimental tuning.

The results, shown in Fig. 7, indicate that our method, StoRe, performs comparably or outperforms Almser under certain budgets and active learning configurations. Specifically, StoRe combined with the Bootstrap method yielded a higher F1 score by approximately 1% for the WDC-computer dataset with a budget of 2000, though Almser outperforms StoRe+Bootstrap by up to 13% for budgets of 1000 and 1500. For the Dexter dataset, StoRe’s average F1 score was about 4.3% lower than Almser’s using the Bootstrapping-based AL method.

StoRe, when combined with Almser, outperformed both the Bootstrap method and Almser alone on the Dexter data set. We hypothesize that Almser benefits from the high number of linkage problems, resulting in rich similarity graphs, even when these graphs are divided due to the separation of linkage problems. Moreover, the partitioning of linkage problems reduces the search space for identifying informative links for similar classes of linkage problems, thereby minimizing the likelihood of selecting uninformative feature vectors.

For the WDC-computer dataset, StoRe+Almser exhibited difficulty in generating effective models under certain budget constraints, evidenced by the significant variability in F1 scores. Conversely, Almser alone produced robust linkage results. We explain that due to an adverse distribution of linkage problems across different clusters in this dataset. Such distribution weakens the graph signals that Almser relies on for effectiveness.

For the Music data set, all StoRe combinations and Almser achieve similar results with F1 score differences of at most 0.01 for a budget above 1500.

On the other hand, TransER consistently underperformed compared to Almser and StoRe across all tasks when utilizing the full training dataset. This underperformance highlights its limitations in scenarios involving large volumes of heterogeneous training data such as the Dexter and WDC-computer data sets.

In terms of efficiency, StoRe combined with the Bootstrap active learning (AL) method demonstrates significant advantages, outperforming both Almser and TransER across all datasets and labeling budgets, as shown in Fig. 8. For example, on the Music dataset, StoRe-bootstrap runtimes range from 188 to 390 seconds, whereas Almser can take up to 4.6 hours. Almser’s longer runtimes are due to the increasing size of similarity graphs, which require more computational resources for graph analysis. The efficiency advantage

results from the StoRe strategy of clustering similar linkage problems among the integrated data sources to select training data. This clustering approach significantly decreases the search space for potential links, contributing to the observed performance improvements. The search space reduction also influences the combination of StoRe and Almser positively. However, the performance boost is less compared to its combination with Bootstrap AL, resulting in a maximum speedup of 4.9x (Music dataset, budget = 2000) over Almser alone. In contrast, TransER’s efficiency suffers from the large volume of training data from the source domain, as its pseudo-labeling step involves comparing each unsolved feature vector with all integrated linkage problems. Consequently, TransER’s runtimes range from approximately 0.3 hours (Dexter) to 7 hours (Music).

In summary, StoRe combined with Bootstrap AL is 21x (Dexter), 9.6x (WDC-computer), and 48 (Music) times faster than Almser. StoRe combined with Almser achieves speedups of 2.4x (Dexter), 2.8x (WDC-computer), and 4.7x (Music) compared to Almser alone. Additionally, StoRe+Bootstrap is 163x (Dexter), 3.4x (WDC-computer), and 24.5x (Music) faster than TransER with a labeling budget of 2000. Notably, for the WDC-computer dataset, StoRe combined with Almser is even faster than TransER, with speedup factors of 20.5 (Dexter) and 2.8 (Music).

5.3 Analysis of different statistical tests

In this section, we compare the different statistical tests for computing the similarity between linkage problems. The similarity is essential to group tasks and to determine which model M_C^i of a cluster C_{LP}^i is used for a new linkage task $D_l \in \mathcal{N}$. Fig. 9 illustrates the results for the various statistical tests: Kolmogorov-Smirnov(*ks_test*), Wasserstein distance(*wd*) and Population Stability Index(*PSI*). We consider the different active learning methods and a total budget of 1500.

For the Music data set being more homogeneous than the other data sets, all statistical tests achieve similar results for both AL methods. The Kolmogorov-Smirnov test slightly outperforms the Wasserstein distance and the PSI regarding the Dexter data set. Contrary, the *ks_test* leads to a small linkage quality of ≈ 0.8 and ≈ 0.84 for bootstrapping-based AL resp. Almser. In contrast to the Kolmogorov-Smirnov test, the Wasserstein distance performs differently and reaches a high F1 score of 0.915 for the WDC-computer data set but only 0.835 for the Dexter data set considering the Bootstrapping-based AL method.

5.4 Amount of solved linkage tasks

We conclude by evaluating the effectiveness of our approach based on the proportion of solved linkage problems, reducing the ratio from 50% to 30%. Due to the limited number of linkage tasks in the WDC-computer and Music datasets, we focus solely on the Dexter dataset for this analysis.

The proportion of solved linkage tasks directly impacts both the number of clusters and the number of tasks within each cluster. As a result, the candidate space for selecting informative similarity feature vectors is also reduced. Additionally, an increasing number of unsolved tasks may cause a growing problem shift, resulting in less effective cluster models for new linkage tasks. Tab. 4 presents the outcomes of reducing the number of solved linkage problems.

Table 4: Comparison of different ratios of solved linkage tasks \mathcal{LP}_I considering the Dexter data set.

Budget	AL	lp_ratio	F1	F1_std
1000	Almser	30%	0.83	0.067
		50%	0.934	0.001
	bootstrap	30%	0.9	0.029
		50%	0.89	0.012
1500	Almser	30%	0.939	0.003
		50%	0.94	0.001
	bootstrap	30%	0.79	0.015
		50%	0.89	0.024
2000	Almser	30%	0.84	0.029
		50%	0.93	0.001
	bootstrap	30%	0.895	0.017
		50%	0.9	0.017

The results demonstrate that despite the reduction, the bootstrap active learning (AL) method achieves comparable linkage quality with budgets of 1000 and 2000. However, when combined with Almser, similar performance is only achieved with a budget of 1500 compared to a 50% linkage problem ratio. This suggests that selecting informative links from a smaller candidate set due to smaller clusters, is more challenging, as indicated by the higher standard deviation for the *lp_ratio* = 30%.

6 DISCUSSION

We introduce a novel approach for reusing and creating classification models for integrated data sources under a limited labeling budget. This section discusses research questions including limitations and suggestions regarding configurations and alternatives.

RQ1: When should our approach be applied? Our approach performs best if more data sources are integrated so a distinction between various linkage problems and consequently different classification models makes sense. For a small number of linkage problems with a moderate size, the resulting linkage problems can be solved by using a single model determined by a sophisticated active learning method such as Almser. However, due to the increasing runtime regarding a high number of integrated data sources, our approach is more efficient and reaches similar or higher F1 scores compared to Almser. Transfer learning approaches are useful if it is known which source domain can be adapted for a certain target domain. Otherwise, the size of the training data from the source domain has to be very large since a small amount is not sufficient for transferring.

RQ2: Which active learning approach should be used? As the results indicate, our modified Bootstrapping method achieves comparable results or outperforms the baselines for tasks where only a few linkage problems are available for training. We assume, that the application of Almser on a subset of a similarity graph disturbs the selection of informative links due to the small size. The disturbance is enhanced when non-duplicated data sources are involved, such as the WDC-computer data set. The split of

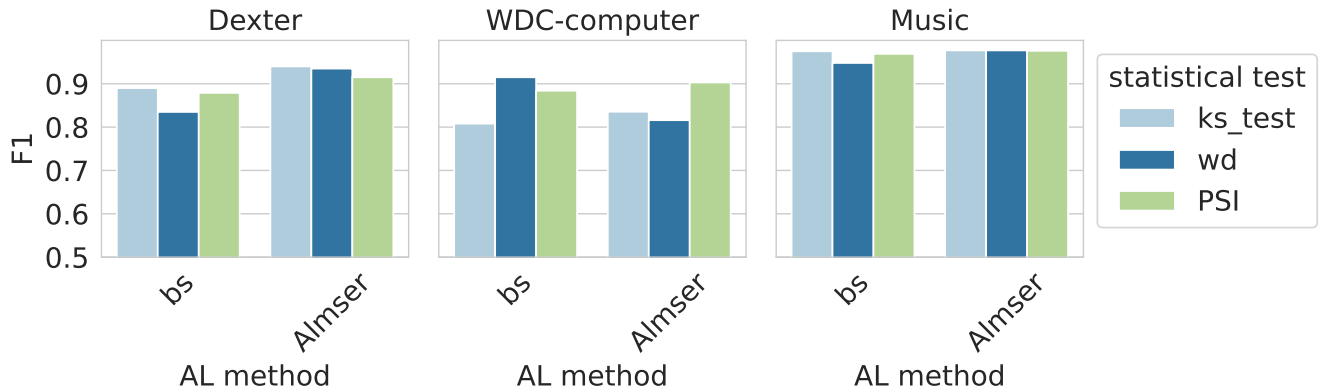


Figure 9: Comparison of the statistical tests Kolmogorov-Smirnov test(ks_test), Wasserstein distance(wd), Population Stability Index(PSI) for comparing the linkage tasks using a budget of 1500 and the active learning methods Bootstrap(bs) and Almser.

the subgraphs into different clusters removes the connection of transitive connected duplicate records. Therefore, these certain characteristics can not be covered. The combination with Almser can be considered if the number of linkage problems or the total number of record pairs is high so that the impact of the split into different clusters is reduced.

RQ3: Which statistic test for computing the similarity between linkage tasks is the most effective? The Wasserstein distance results in the lowest F1 score for the bootstrapping-based active learning (AL) approach on both the Dexter and Music datasets. We hypothesize that the Wasserstein distance produces similarities in these datasets that are too close, which negatively affects performance, particularly in datasets with a high number of linkage tasks (Dexter) or a large number of feature vectors (Music). However, for the impure and smaller WDC-computer dataset, the Wasserstein distance outperforms the Kolmogorov-Smirnov test. Meanwhile, the Population Stability Index achieves moderate linkage quality across the datasets for the Bootstrapping-based method.

RQ4: What are the limitations of our approach? Our approach relies heavily on the availability of existing record linkage tasks. When the number of solved linkage tasks is small, the potential feature vectors become limited, which may result in models that inadequately classify the broader spectrum of linkage tasks. This limitation can lead to a significant domain shift between solved and unsolved tasks. To mitigate this issue, reclustering the linkage tasks and retraining the models can reduce the impact of domain shift if new data sources are integrated.

7 CONCLUSION

Multi-source and incremental entity resolution are crucial for integrating dynamic and diverse data in real-world scenarios, but existing methods do not address the challenges regarding multiple classification tasks and hence the increasing effort for generating training data.

Multi-source techniques require extensive pairwise classification for clustering. Therefore, for each data source pair, a classification model is necessary to determine matches between data sources. The

quality of incremental solutions depends heavily on data source order, leading to instability.

Our approach addresses these issues by reusing pre-trained models for new data sources. We cluster similar linkage problems and derive one model for each group. We apply the most suitable built model of the most similar cluster for a new linkage task. The evaluation demonstrates comparable quality to Almser and superior results to TransER, with significant runtime improvements up to 48 times faster than Almser and 163 times faster than TransER highlighting the method’s scalability and practical value.

In future work, we plan to integrate our approach into a comprehensive system that enables the storage and querying of solved linkage tasks, clusters, and classification models allowing the reuse of solutions for new linkage problems. Currently, our method assumes that all linkage tasks share the same feature space. We aim to extend this by enabling the incremental expansion of the feature space for specific linkage tasks. This extension will involve identifying ambiguous and challenging predictions and generating new similarity features to enhance prediction accuracy for those tasks. By continuously refining the feature space based on task-specific needs, we expect to significantly improve the overall performance and adaptability of the system.

AVAILABILITY

The reference code is available from our repository at <https://github.com/vicolinho/StoRe> The used linkage problems and data sets are available at <https://cloud.scadsai.uni-leipzig.de/index.php/s/G64bf9YEy8xYYbK>.

ACKNOWLEDGMENTS

The authors acknowledge the financial support by the Federal Ministry of Education and Research of Germany and by Sächsische Staatsministerium für Wissenschaft, Kultur und Tourismus in the programme Center of Excellence for AI-research „Center for Scalable Data Analytics and Artificial Intelligence Dresden/Leipzig“, project identification number: ScaDS.AI.

We would also like to thank the authors of Almser and TransER who have made their code available on GitHub.

REFERENCES

- [1] Vincent D Blondel, Jean-Loup Guillaume, Renaud Lambiotte, and Etienne Lefebvre. 2008. Fast unfolding of communities in large networks. *Journal of Statistical Mechanics: Theory and Experiment* 2008, 10 (Oct. 2008), P10008. <https://doi.org/10.1088/1742-5468/2008/10/p10008>
- [2] Peter Christen. 2012. *Data Matching – Concepts and Techniques for Record Linkage, Entity Resolution, and Duplicate Detection*. Springer. <https://doi.org/10.1007/978-3-642-31164-2>
- [3] Peter Christen. 2012. A Survey of Indexing Techniques for Scalable Record Linkage and Deduplication. *IEEE Transactions on Knowledge and Data Engineering* 24, 9 (2012), 1537–1555.
- [4] Victor Christen, Peter Christen, and Erhard Rahm. 2019. Informativeness-Based Active Learning for Entity Resolution. In *Machine Learning and Knowledge Discovery in Databases - International Workshops of ECML PKDD (Communications in Computer and Information Science)*, Vol. 1168. Springer, 125–141. https://doi.org/10.1007/978-3-030-43887-6_11
- [5] Vassilis Christophides, Vasilis Efthymiou, Themis Palpanas, George Papadakis, and Kostas Stefanidis. 2021. An Overview of End-to-End Entity Resolution for Big Data. *ACM Comput. Surv.* 53, 6 (2021), 127:1–127:42. <https://doi.org/10.1145/3418896>
- [6] Gerard de Melo. 2013. Not Quite the Same: Identity Constraints for the Web of Linked Data. In *Proceedings of the 27th AAAI Conference on Artificial Intelligence*. AAAI Press, 1092–1098. <https://doi.org/10.1609/AAAI.V27I1.8468>
- [7] Anja Gruenheid, Xin Luna Dong, and Divesh Srivastava. 2014. Incremental Record Linkage. *Proc. VLDB Endow.* 7, 9 (2014), 697–708. <https://doi.org/10.14778/2732939.2732943>
- [8] Kai Hildebrandt, Fabian Panse, Niklas Wilcke, and Norbert Ritter. 2020. Large-Scale Data Pollution with Apache Spark. *IEEE Trans. Big Data* 6, 2 (2020), 396–411. <https://doi.org/10.1109/TBDATA.2016.2637378>
- [9] Myles Hollander, Douglas A. Wolfe, and Eric Chicken. 2013. *Nonparametric Statistical Methods* (3rd ed.). John Wiley & Sons.
- [10] Di Jin, Bunyamin Sisman, Hao Wei, Xin Luna Dong, and Danai Koutra. 2021. Deep Transfer Learning for Multi-source Entity Linkage via Domain Adaptation. *Proc. VLDB Endow.* 15, 3 (2021), 465–477. <https://doi.org/10.14778/3494124.3494131>
- [11] Nishadi Kirielle, Peter Christen, and Thilina Ranbaduge. 2022. TransER: Homogeneous Transfer Learning for Entity Resolution. In *Proceedings of the 25th International Conference on Extending Database Technology, EDBT 2022, Edinburgh, UK, March 29 - April 1, 2022*, Julia Stoyanovich, Jens Teubner, Paolo Guagliardo, Milos Nikolic, Andreas Pieris, Jan Mühlrig, Fatma Özcan, Sebastian Schelter, H. V. Jagadish, and Meihui Zhang (Eds.). OpenProceedings.org, 2:118–2:130. <https://doi.org/10.48786/EDBT.2022.03>
- [12] Pradap Konda, Sanjib Das, Paul Suganthan G. C., AnHai Doan, Adel Ardalan, Jeffrey R. Ballard, Han Li, Fatemah Panahi, Haojun Zhang, Jeffrey F. Naughton, Shishir Prasad, Ganesh Krishnan, Rohit Deep, and Vijay Raghavendra. 2016. Magellan: Toward Building Entity Matching Management Systems. *Proc. VLDB Endow.* 9, 12 (2016), 1197–1208. <https://doi.org/10.14778/2994509.2994535>
- [13] Stefan Lerm, Alieh Saeedi, and Erhard Rahm. 2021. Extended Affinity Propagation Clustering for Multi-source Entity Resolution. In *Datenbanksysteme für Business, Technologie und Web (BTW)*. 217–236. <https://doi.org/10.18420/btw2021-11>
- [14] Bing Li, Yukai Miao, Yaoshu Wang, Yifang Sun, and Wei Wang. 2021. Improving the Efficiency and Effectiveness for BERT-based Entity Resolution. In *Thirty-Fifth AAAI Conference on Artificial Intelligence*. AAAI Press, 13226–13233. <https://doi.org/10.1609/AAAI.V35I15.17562>
- [15] Yuliang Li, Jinfeng Li, Yoshihiko Suhara, AnHai Doan, and Wang-Chiew Tan. 2020. Deep Entity Matching with Pre-Trained Language Models. *Proc. VLDB Endow.* 14, 1 (2020), 50–60. <https://doi.org/10.14778/3421424.3421431>
- [16] Barzan Mozafari, Purna Sarkar, Michael Franklin, Michael Jordan, and Samuel Madden. 2014. Scaling Up Crowd-sourcing to Very Large Datasets: A Case for Active Learning. *PVLDB Endowment* 8, 2 (Oct. 2014), 125–136.
- [17] Markus Nentwig. 2020. *Scalable Data Integration for Linked Data*. Ph.D. Dissertation. Leipzig University, Germany. <https://nbn-resolving.org/urn:nbn:de:bsz:15-qucosa2-716515>
- [18] Markus Nentwig, Anika Groß, Maximilian Möller, and Erhard Rahm. 2017. Distributed Holistic Clustering on Linked Data. In *On the Move to Meaningful Internet Systems. OTM 2017 Conferences - Confederated International Conferences: CoopIS, C&TC, and ODBASE 2017, Proceedings, Part II (Lecture Notes in Computer Science)*, Vol. 10574. Springer, 371–382. https://doi.org/10.1007/978-3-319-69459-7_25
- [19] Axel-Cyrille Ngonga Ngomo, Mohamed Ahmed Sherif, and Klaus Lyko. 2014. Unsupervised Link Discovery through Knowledge Base Repair. In *The Semantic Web: Trends and Challenges - 11th International Conference, ESWC 2014, Proceedings (Lecture Notes in Computer Science)*, Vol. 8465. Springer, 380–394. https://doi.org/10.1007/978-3-319-07443-6_26
- [20] Axel-Cyrille Ngonga Ngomo and Klaus Lyko. 2012. EAGLE: Efficient Active Learning of Link Specifications Using Genetic Programming. In *The Semantic Web: Research and Applications*. Berlin, Heidelberg, 149–163.
- [21] Konstantinos Nikolettos, Ekaterini Ioannou, and George Papadakis. 2024. The Five Generations of Entity Resolution on Web Data. In *Web Engineering - 24th International Conference, ICWE 2024, Tampere, Finland, June 17-20, 2024, Proceedings (Lecture Notes in Computer Science)*, Kostas Stefanidis, Kari Systä, Maristella Matera, Sebastian Heil, Haridimos Kondylakis, and Elisa Quintarelli (Eds.), Vol. 14629. Springer, 469–473. https://doi.org/10.1007/978-3-031-62362-2_46
- [22] George Papadakis, Nishadi Kirielle, Peter Christen, and Themis Palpanas. 2023. A Critical Re-evaluation of Benchmark Datasets for (Deep) Learning-Based Matching Algorithms. *CoRR abs/2307.01231* (2023). <https://doi.org/10.48550/ARXIV.2307.01231> arXiv:2307.01231
- [23] George Papadakis, Dimitrios Skoutas, Emmanouil Thanos, and Themis Palpanas. 2021. Blocking and Filtering Techniques for Entity Resolution: A Survey. *ACM Comput. Surv.* 53, 2 (2021), 31:1–31:42. <https://doi.org/10.1145/3377455>
- [24] Anna Primpeli and Christian Bizer. 2021. Graph-Boosted Active Learning for Multi-source Entity Resolution. In *The Semantic Web - ISWC 2021 - 20th International Semantic Web Conference, ISWC 2021, Virtual Event, October 24-28, 2021, Proceedings (Lecture Notes in Computer Science)*, Vol. 12922. Springer, 182–199. https://doi.org/10.1007/978-3-030-88361-4_11
- [25] Joe Raad, Wouter Beek, Frank van Harmelen, Nathalie Pernelle, and Fatiha Saïs. 2018. Detecting Erroneous Identity Links on the Web Using Network Metrics. In *The Semantic Web - ISWC 2018 - 17th International Semantic Web Conference, Proceedings, Part I (Lecture Notes in Computer Science)*, Vol. 11136. Springer, 391–407. https://doi.org/10.1007/978-3-030-00671-6_23
- [26] Alieh Saeedi, Lucie David, and Erhard Rahm. 2021. Matching Entities from Multiple Sources with Hierarchical Agglomerative Clustering. In *IC3K. SCITEPRESS*, 40–50. <https://doi.org/10.5220/0010649600003064>
- [27] Alieh Saeedi, Eric Peukert, and Erhard Rahm. 2018. Using Link Features for Entity Clustering in Knowledge Graphs. In *The Semantic Web - 15th International Conference, ESWC 2018, Proceedings (Lecture Notes in Computer Science)*, Vol. 10843. Springer, 576–592. https://doi.org/10.1007/978-3-319-93417-4_37
- [28] Alieh Saeedi, Eric Peukert, and Erhard Rahm. 2020. Incremental Multi-source Entity Resolution for Knowledge Graph Completion. In *The Semantic Web - 17th International Conference, ESWC 2020, Heraklion, Crete, Greece, May 31-June 4, 2020, Proceedings (Lecture Notes in Computer Science)*, Andreas Harth, Sabrina Kirrane, Axel-Cyrille Ngonga Ngomo, Heiko Paulheim, Anisa Rula, Anna Lisa Gentile, Peter Haase, and Michael Cochez (Eds.), Vol. 12123. Springer, 393–408. https://doi.org/10.1007/978-3-030-49461-2_23
- [29] Naeem Siddiqi. 2005. *Credit Risk Scorecards: Developing and Implementing Intelligent Credit Scoring*. John Wiley & Sons.
- [30] Michael Stonebraker and Ihab F. Ilyas. 2018. Data Integration: The Current Status and the Way Forward. *IEEE Data Eng. Bull.* 41, 2 (2018), 3–9. <http://sites.computer.org/debull/A18june/p3.pdf>
- [31] V. A. Traag, L. Waltman, and N. J. van Eck. 2019. From Louvain to Leiden: guaranteeing well-connected communities. *Scientific Reports* 9, 1 (March 2019). <https://doi.org/10.1038/s41598-019-41695-z>
- [32] Cédric Villani. 2009. *Optimal Transport: Old and New*. Springer-Verlag Berlin Heidelberg. <https://doi.org/10.1007/978-3-540-71050-9>
- [33] Qing Wang, Dinusha Vatsalan, and Peter Christen. 2015. Efficient Interactive Training Selection for Large-Scale Entity Resolution. In *PAKDD. Ho Chi Minh City, Vietnam*.
- [34] Xiaocan Zeng, Pengfei Wang, Yuren Mao, Lu Chen, Xiaozhe Liu, and Yunjun Gao. 2024. MultiEM: Efficient and Effective Unsupervised Multi-Table Entity Matching. In *40th IEEE International Conference on Data Engineering, ICDE 2024, Utrecht, The Netherlands, May 13-16, 2024. IEEE*, 3421–3434. <https://doi.org/10.1109/ICDE60146.2024.00264>