

GDSG: Graph Diffusion-based Solution Generator for Optimization Problems in MEC Networks

Ruihuai Liang, *Student Member, IEEE*, Bo Yang, *Member, IEEE*, Pengyu Chen, Xuelin Cao, *Member, IEEE*, Zhiwen Yu, *Senior Member, IEEE*, Mérouane Debbah, *Fellow, IEEE*, Dusit Niyato, *Fellow, IEEE*, H. Vincent Poor, *Life Fellow, IEEE*, and Chau Yuen, *Fellow, IEEE*

Abstract—Optimization is essential for the efficiency and reliability of multi-access edge computing (MEC) networks. Many of the optimization problems in this area are NP-hard and lack effective approximation algorithms. As a result, there is often a shortage of optimal (ground-truth) data, which limits the effectiveness of traditional deep learning approaches. Most existing learning-based methods require a large amount of optimal data and do not take into account the potential advantages of using suboptimal data, which can be obtained more efficiently. To illustrate this, we focus on the multi-server multi-user computation offloading (MSCO) problem, which is very common in systems like the Internet of Vehicles (IoV) and unmanned aerial vehicle (UAV) networks. To solve the MSCO problem, we introduce a Graph Diffusion-based Solution Generator (GDSG), designed to work with suboptimal datasets while still achieving convergence to the optimal solution with high probability. We reformulate the network optimization challenge as a distribution-learning problem and provide a clear explanation of how to learn from suboptimal training datasets. GDSG is developed as a multi-task diffusion generative model that utilizes a graph neural network (GNN) to capture the distribution of high-quality solutions. We employ a straightforward and efficient heuristic approach to generate a sufficient quantity of training data composed entirely of suboptimal solutions. In our implementation, we enhance the backbone GNN architecture to achieve better generalization. GDSG also attains nearly 100% task orthogonality, ensuring that there is no interference between the discrete and continuous solution generation training objectives. Additionally, we demonstrate that this orthogonality originates from the diffusion-related training loss in GDSG, rather than from the architecture of the neural network itself. The experiments demonstrate that the proposed GDSG outperforms other benchmark methods on both the optimal and suboptimal training datasets. Concerning the minimization of computation offloading costs, GDSG can achieve savings of up to 56.63% on the ground-truth training set and 41.07% on the suboptimal training set compared to the existing discriminative methods¹.

Index Terms—Multi-access edge computing, network optimization, computation offloading, generative AI, graph diffusion.

R. Liang, B. Yang, P. Chen, and Z. Yu are with the School of Computer Science, Northwestern Polytechnical University, Xi'an, Shaanxi, 710129, China.

X. Cao is with the School of Cyber Engineering, Xidian University, Xi'an, Shaanxi, 710071, China.

M. Debbah is with the Center for 6G Technology, Khalifa University of Science and Technology, P O Box 127788, Abu Dhabi, United Arab Emirates.

D. Niyato is with the College of Computing and Data Science, Nanyang Technological University, Singapore.

H. V. Poor is with the Department of Electrical and Computer Engineering, Princeton University, Princeton, NJ 08544, USA.

C. Yuen is with the School of Electrical and Electronics Engineering, Nanyang Technological University, Singapore.

(Corresponding author: Bo Yang)

¹The MSCO datasets are open-sourced at <https://dx.doi.org/10.21227/386p-7h83>, as well as the GDSG algorithm codes at <https://github.com/qiyu3816/GDSG>.

I. INTRODUCTION

IN various cutting-edge scenarios of multi-access edge computing (MEC) [1], [2], optimization demands are ubiquitous, such as trajectory optimization in unmanned aerial vehicle (UAV) networks [3]–[7], utility and latency optimization in edge networks for federated learning (FL) [8]–[10], sum-rate and coverage optimization in reconfigurable intelligent surface (RIS)-enhanced networks [11]–[15], efficiency optimization in Internet-of-Vehicles (IoV) [16]–[18], and other resource allocation tasks [19]–[25]. Despite the significant advancements in numerical algorithms and artificial intelligence (AI) methods, a key challenge persists: a large number of these problems are NP-hard, and there are currently no efficient approximation algorithms available. This limitation not only restricts algorithms to producing suboptimal results, despite extensive manual design efforts, but also hinders the potential of AI-based methods, which typically rely on large datasets consisting of optimally solved examples that are inherently difficult to obtain in practice.

Fortunately, the success of generative AI has demonstrated its ability to generalize beyond the training data, offering a more robust AI approach to data quality. Large language models (LLMs) trained on limited amount of texts can generate novel responses to diverse queries [26], [27], rather than simply reassembling the training data. Similarly, generative diffusion models (GDMs) trained on image datasets can create significantly different images under various conditions [28], [29], rather than simply recalling training samples. Considering this evidence, a question arises: Do generative AI models have the potential to solve complex network optimization problems even without an exclusively optimal dataset?

A. Motivation and Contribution

For many optimization problems in MEC networks, efficient solution methods may be lacking. In such cases, deriving suboptimal solutions is often easier than obtaining a sufficient number of optimal solutions, which can be time-consuming and labor-intensive. For instance, the multi-objective nature of certain optimization problems can be addressed using divide-and-conquer strategies, allowing for the development of suboptimal solutions that are simple to implement and computationally efficient, making them suitable for constructing large-scale datasets. Although these suboptimal instances may

not provide significant advantages for current AI techniques, the potential of GDM could be explored for generating the distribution of solutions and achieving improved solutions with parallel sampling.

To validate our earlier hypothesis, we intend to employ generative AI to extract insights from suboptimal datasets to develop solutions for MEC optimization problems. In this context, we consider the feasible solution space of a given input as a distribution of potential solutions, with the optimal solution being the one that occurs most frequently within this distribution. We will then parameterize the resulting solution distribution to facilitate effective distribution learning. Following this step, we can simultaneously sample from the parameterized distribution generated from the input, along with an approximation of the optimal solution. To support various applicable scenarios, we recognize the close relationship between optimization problems in MEC networks and graph-structured data, such as topologies and routing trajectories [14], [19], [20], [24], [30]. Accordingly, we propose the Graph Diffusion-based Solution Generator (GDSG), a method aimed at solving the multi-server multi-user computation offloading (MSCO) problem at the graph level. Specifically, we construct a suboptimal training set using heuristic methods and validate the performance of GDSG in addressing this problem.

To the best of our knowledge, this is an early attempt to solve complex optimization problems that take into account the training data limitations in MEC networks. The key contributions of our work are outlined below.

- We explore the potential of using suboptimal data samples and explain the reasoning behind learning the solution distribution. Our discussion includes the convergence to the optimal solution, along with a summary of insightful observations.
- We propose a graph optimization approach that is trained on suboptimal data samples, demonstrating the ability to generate high-quality solutions and achieve optimal solutions for certain inputs through parallel sampling. This alleviates the high dependence on the optimal dataset.
- We provide some practical insights from engineering implementation aspects. By explicitly enhancing the graph neural network (GNN) gating mechanism, we improve the model's generalization ability across different graph scales. Additionally, our analysis of multi-task training reveals the orthogonality introduced by the diffusion model's loss objective, leading to negligible interference between tasks.

B. Related works

1) *Learning-based optimization*: Current learning-based approaches to network optimization can be classified based on their reliance on training data. The first category utilizes ground-truth datasets [5], [11], [22]–[24], [30], [31], either created from scratch using standard solvers, brute force techniques, or derived from open-source datasets. However, open-source datasets often have limited coverage, and the use of solvers based on problem-specific assumptions, along with the high cost of dataset construction, makes this approach

impractical for new scenarios. The second category seeks to minimize reliance on already solved datasets [6], [8], [16], [17], [19], [20]. This approach primarily uses on reinforcement learning, where the model is guided to discover improved policies through the careful design of rewards and losses. Nevertheless, this method heavily depends on expert knowledge and requires adjustments when the scenarios change.

2) *Graph diffusion and optimization*: Diffusion models are a common type of generative model that involve introducing noise into data and then learning to remove that noise. This approach enables the model to predict and progressively restore the desired data distribution by repeatedly correcting for the noise. One notable example is the denoising diffusion probabilistic model (DDPM) [32], which can produce distributions based on specific conditions [33], [34].

Graph diffusion, on the other hand, involves learning and generating non-Euclidean graph-structured data using GNNs [35]. This approach has demonstrated success in addressing combinatorial optimization problems such as the traveling salesman problem (TSP) and the maximum independent set problem (MIS), yielding impressive results [36], [37]. Specifically, the T2T method [37] improves the sampled solutions by incorporating gradient-guided generation based on DIFUSCO [36]. Thus far, graph diffusion models have proven advantageous by explicitly modeling graph structures to learn features of multi-modal distributions.

A recent study [38]–[40] has explored the integration of diffusion models with network optimization. However, this research mainly focuses on practical applications in various optimization problems without considering data robustness. Additionally, some studies [41]–[43] utilize GDM as a more effective policy network in deep reinforcement learning (DRL), which becomes an emerging approach in the AI community aimed at tackling network optimization challenges. Unlike the related works mentioned above, the proposed GDSG approach provides an effective implementation of graph-level modeling for solving complex problems via multi-task optimization in MEC networks. Our research specifically investigates the potential of using suboptimal datasets with GDMs, resulting in robust performance. These suboptimal datasets can be efficiently created using basic heuristic algorithms, which ensure the quality of the training data for GDSG. By understanding the solution distribution of the generative model, we can achieve optimal solution generation through parallel sampling.

II. SYSTEM MODEL AND PROBLEM FORMULATION

The advancement of systems like UAV networks, RIS deployments, and IoV networks has increased the demand for complex computational tasks, resulting in resource shortages on user devices. In this context, multi-server multi-user computation offloading (MSCO) has emerged as a crucial solution to address this issue.

A. System Model

Our considered MSCO system consists of multiple edge servers and mobile users, where mobile users represent a unified abstraction of devices such as smartphones, drones,

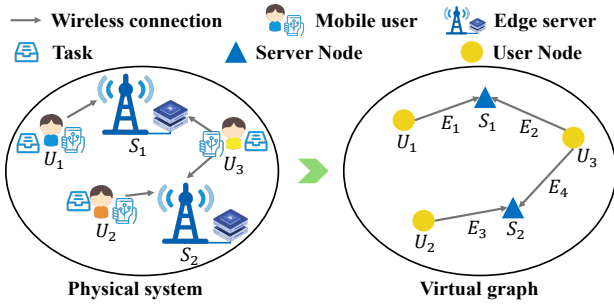


Fig. 1. System model of multi-server and multi-user computation offloading.

and vehicles. The number of servers and users in the system is variable, allowing for dynamic node mobility and the flexible joining or leaving of nodes based on task requirements.

1) *System overview*: We formulate a binary computation offloading problem involving multiple servers and multiple users to minimize the weighted cost of delay and energy consumption, with the optimization variables of offloading decision and server computational resource allocation. As illustrated in Fig. 1, there exists a set of K edge servers, denoted as $\mathcal{S} = \{S_1, \dots, S_K\}$, and a set of M mobile users, denoted as $\mathcal{U} = \{U_1, \dots, U_M\}$ within the specified area. Due to the limited radio coverage of the edge servers, each user can only connect with a subset of edge servers. We assume that the uplink multiple access mechanism is orthogonal multiple access (OMA) [44], [45] to ensure interference-free wireless transmission.

Abstracting the problem to a graph structure, we obtain the virtual graph of Fig. 1. Let $\mathcal{G}(\mathcal{V}, \mathcal{E})$ represent this directed acyclic graph, where $\mathcal{V} = \{\mathcal{U}, \mathcal{S}\}$. All feasible wireless connections are considered as directed edges from users to servers $\mathcal{E} = \{E_i(U_j, S_k) | \text{if } U_j \text{ has connection with } S_k\}$, where $L = |\mathcal{E}|$ and $i \in \{1, \dots, L\}, j \in \{1, \dots, M\}, k \in \{1, \dots, K\}$.

2) *Optimization variables*: We can observe that the dimension of the optimization variable is the same as the number of edges. Let $\mathcal{D} = \{D_1, \dots, D_i, \dots, D_L\}$ be the binary offloading decision of the mobile users \mathcal{U} , where $D_i \in \{0, 1\}$. So user U_j offloads to S_k if $E_i(U_j, S_k)$ exists and $D_i = 1$, otherwise U_j does not offload to S_k . If all offloading decisions for the edges associated with U_j are 0, it means that the computation task of U_j is executed locally rather than being offloaded.

Let $\mathcal{A} = \{A_1, \dots, A_i, \dots, A_L\}$ be the computational resource allocation for the mobile users \mathcal{U} , where $A_i \in [0, 1]$ represents the proportion of the total available computational resource from the server allocated to the user of E_i . Intuitively, we suppose that \mathcal{D} and \mathcal{A} determine the retention and weight of edges in the result, respectively.

3) *Binary offloading*: During the offloading optimization, each user is assumed to have an indivisible computing task, either executed locally or offloaded to a MEC server for execution. To intuitively formalize the relationship between edges and nodes, we define a binary function, i.e.,

$$\Upsilon(E_i, U_j) = \begin{cases} 1 & \text{if } U_j \text{ is the source node of } E_i \\ 0 & \text{otherwise} \end{cases} \quad \forall i \in \{1, \dots, L\}, \forall j \in \{1, \dots, M\}, \quad (1)$$

to determine whether U_j is the source node of the directed edge E_i or not. Therefore, the outgoing edges of a user node U_j should satisfy $\sum_{\Upsilon(E_i, U_j)=1} D_i \leq 1$.

In addition, the total amount of computational resources allocated to the tasks offloaded to a server cannot exceed the available computational resources of the server. Therefore, we define a function

$$\Omega(E_i, S_k) = \begin{cases} 1 & \text{if } S_k \text{ is the destination node of } E_i \\ 0 & \text{otherwise} \end{cases} \quad \forall i \in \{1, \dots, L\}, \forall k \in \{1, \dots, K\}, \quad (2)$$

to determine whether S_k is the destination node of the directed edge E_i or not. As a result, the incoming edges of a server node S_k should satisfy $\sum_{\Omega(E_i, S_k)=1} D_i A_i \leq 1$.

B. Weighted Cost of Delay and Energy Consumption

Let $\mathbf{I} = \{I_1, \dots, I_L\}$, $\mathbf{V} = \{V_1, \dots, V_L\}$ and $\mathbf{F} = \{F_1^l, \dots, F_L^l\}$ be the input data sizes [bits], required computational resources [cycles] and available local computational resources [cycles per second] of the user tasks on each edge. Let $\alpha = \{\alpha_1, \dots, \alpha_L\}$ represent the weight of the task cost, where $\alpha_i \in [0, 1]$. So we have $\alpha \rightarrow 1$ if the delay cost is emphasized while the energy consumption cost is emphasized if $\alpha \rightarrow 0$. Clearly, the parameters related to local computation are the same for all outgoing edges of the same user node. So we have

$$I_i = I_j, V_i = V_j, F_i^l = F_j^l, \alpha_i = \alpha_j, \text{ if } E_i \text{ and } E_j \text{ have the same source node, } \forall i, j \in \{1, \dots, L\}. \quad (3)$$

1) *Local execution cost*: For $E_i, i \in \{1, \dots, L\}$, its local execution time is calculated as $\tau_i = \frac{V_i}{F_i^l}$. Then, its local execution energy consumption can be obtained according to the energy consumption model [46] as $\omega_i^l = \kappa(V_i)^2 I_i$, where κ represents the energy efficiency parameter mainly depending on the chip architecture [47]. The weighted cost of local execution can be calculated as

$$C_i^l = \alpha_i \tau_i^l + (1 - \alpha_i) \omega_i^l, \quad \forall i \in \{1, \dots, L\}. \quad (4)$$

2) *Offloading execution cost*: Let $\mathcal{H} = \{h_1, \dots, h_i, \dots, h_L\}$, $h_i \in [0, 1]$ be the channel gain and B be the channel bandwidth of the wireless connection represented by each edge. Let the power [W] of the uplink be P_t with additive Gaussian white noise of zero mean and variance N_0 . Then the uplink received signal-to-interference-plus-noise ratio (SINR) is given as $SINR_i = \frac{P_t (h_i)^2}{N_0 + P_t \sum (h_j)^2}$, where E_j and E_i has the same server node. In this way, the transmission rate of E_i is calculated as $r_i^u = B \log_2(1 + SINR_i)$. The weighted cost of uploading transmission can be calculated as

$$C_i^t = \alpha_i \frac{I_i}{r_i^u} + (1 - \alpha_i) P_t \frac{I_i}{r_i^u}, \quad \forall i \in \{1, \dots, L\}. \quad (5)$$

For the task execution on the server, let F be the total available computational resource [cycles/second] of the server and P_e be the processing power [W]. The weighted cost of fully-occupied offloading execution can be calculated as

$$C_i^o = \alpha_i \frac{V_i}{F} + (1 - \alpha_i) P_e \frac{V_i}{F}, \quad \forall i \in \{1, \dots, L\}. \quad (6)$$

Therefore, the total offloading cost of E_i can be calculated as $D_i(C_i^t + \frac{C_i^o}{A_i})$.

Since the computing task has a maximum tolerable delay τ_i [seconds], let $\rho_i \in [0, 1]$ represent the minimum computational resource allocation ratio required for offloading execution without timeout, and let $\psi_i \in \{0, 1\}$ represent whether the local execution will timeout or not. Only if the offloading was able to process without a timeout, $\rho_i > 0$. As a result, $\rho_i = 0$ if $\frac{I_i}{r_i^u} + \frac{V_i}{F} > \tau_i$ and $\rho_i = \frac{V_i}{(\tau_i - I_i/r_i^u)F}$ if $\frac{I_i}{r_i^u} + \frac{V_i}{F} \leq \tau_i$. Furthermore, $\psi_i = 0$ if the local execution will timeout, $\psi_i = 1$ otherwise. Therefore, we use $(C_i^l, C_i^t, C_i^o, \rho_i, \psi_i)$ as the 5-dimensional edge feature in \mathcal{G} to represent computing tasks, communication parameters, and resource settings.

C. Weighted Cost Minimization Problem

According to Eqs. (4), (5) and (6), the weighted cost minimization problem can be formulated as

$$\mathbb{P} : \min_{\{\mathcal{D}, \mathcal{A}\}} \sum_{i=1}^L (1 - D_i)C_i^l + D_i(C_i^t + \frac{C_i^o}{A_i}),$$

$$s.t. \text{ C1} : D_i \in \{0, 1\}, \forall i \in \{1, \dots, L\}, \quad (7a)$$

$$\text{C2} : A_i \in [0, 1], \forall i \in \{1, \dots, L\}, \quad (7b)$$

$$\text{C3} : \sum_{\Upsilon(E_i, U_j)=1} D_i \leq 1, \forall j \in \{1, \dots, M\}, \quad (7c)$$

$$\text{C4} : \sum_{\Omega(E_i, S_k)=1} D_i A_i \leq 1, \forall k \in \{1, \dots, K\}. \quad (7d)$$

Let $\{\mathcal{D}^*, \mathcal{A}^*\}$ be the optimal solution for the given input parameters, the problem \mathbb{P} can be transformed from the original mix-integer non-linear programming (MINLP) to a multi-task graph optimization. It is important to note that although \mathbb{P} is formally a MINLP problem and the existing solvers cannot directly handle such a challenging graph-structured problem. For example, GEKKO [48] only accepts vector-based problem and constraint formulations, and the time cost for solving MINLP problems is excessively high. In this context, with the node features that represent node types (e.g., 1 represents a server node and 0 represents a user node) and edge features that explicitly denote objective and constraint, the graph-based problem formulation approach can provide rich information and can be transferable to alternative problems.

III. PROBLEM ANALYSIS

In this section, we present the principles and concepts of solution distribution learning, explicitly highlighting the robustness of this learning objective with respect to solution quality, thereby solving the optimization problem in MEC networks from the suboptimal dataset.

A. Why and How to Learn the Solution Distribution?

For the optimization problem \mathbb{P} , the existing methods generally obtain truth input-solution paired samples like $(\mathbf{x}, \mathbf{y}^*)$, $\mathbf{x} \in \mathcal{X}$, $\mathbf{y}^* \in \mathcal{Y}_{\mathbf{x}}$, \mathcal{X} and $\mathcal{Y}_{\mathbf{x}}$ represent the input parameter space and the feasible solution space for a given \mathbf{x} , respectively. By referring to [49], we extend the definition

of parametrized solution space and parametrize the solution space with a continuous vector $\boldsymbol{\theta} \in \mathbb{R}^N$, where N represents the dimension of the optimization variable. So the probability of each feasible solution \mathbf{y} can be estimated as

$$p_{\boldsymbol{\theta}}(\mathbf{y}|\mathbf{x}) \propto \exp(\sum_{i=1}^N y_i \theta_i) \quad s.t. \quad \mathbf{y} \in \mathcal{Y}_{\mathbf{x}}, \quad \mathbf{x} \in \mathcal{X}, \quad (8)$$

where $p_{\boldsymbol{\theta}}$ is an energy function indicating the probability of each solution over the feasible solution space. We first consider the discrete solution space that \mathbf{y} is an N -dimensional vector with $y_i \in \{0, 1\}$, and the higher value of θ_i denotes a higher probability that y_i is consistent with \mathbf{y}^* . There exists $\boldsymbol{\theta}^*$ be the optimal parametrization of the solution space for a given $\mathbf{x} \in \mathcal{X}$ if $\boldsymbol{\theta}^*$ satisfies $p_{\boldsymbol{\theta}^*}(\mathbf{y}^*|\mathbf{x}) = 1$.

Accordingly, $\boldsymbol{\theta}$ represents a solution distribution. Taking the discrete binary classification problem as an example, for the optimal solution \mathbf{y}^* , it is parameterized using a binomial distribution. Specifically, $\theta_{i0}^* = 0$ and $\theta_{i1}^* = 1$ if $y_i^* = 1$, while $\theta_{i0}^* = 1$ and $\theta_{i1}^* = 0$ if $y_i^* = 0$. Here, θ_{i0}^* represents the probability that $y_i = 0$, and θ_{i1}^* represents the probability that $y_i = 1$. Therefore, $(\mathbf{x}, \mathbf{y}^*)$ can be replaced by $(\mathbf{x}, \boldsymbol{\theta}^*)$ for the purpose of solution learning.

Remark 1. Learning $\boldsymbol{\theta}^*$ can guarantee accurate results, it is clear that $\boldsymbol{\theta}^*$ is overly specific, making it distinct from discriminative training and causing the parameterization to be redundant. For the NP-hard problems addressed in this paper, efficiently obtaining a large amount of ground-truth samples for discriminative supervised training is not feasible. In contrast, suboptimal solutions are significantly easier to obtain, which makes the solution distribution learning with the generative diffusion model possible.

Let $(\mathbf{x}, \mathbf{y}')$ be a suboptimal solution for a given \mathbf{x} , and $(\mathbf{x}, \boldsymbol{\theta}')$ be the parametrization. To avoid verbosity, we will not introduce the definition of the gap between suboptimal solutions and the optimal solution here and leave it in Sec. III-B. We know that suboptimal parameterizations are not unique². Therefore, let $Y'_{\mathbf{x}}$ be the set of suboptimal solutions for \mathbf{x} , and $\Theta_{\mathbf{x}}$ be the set of suboptimal parameterizations.

For the continuous solution space, it is impossible to make the calculated solution completely equal to the \mathbf{y}^* because of the infinite precision. As a discussion example, we parametrize \mathbf{y}^* using sharp Laplace distribution. For example, for y_i^* , $\theta_i^* = y_i^*$ for Laplace(θ_i^* , scale_factor), smaller scale_factor means sharper probability density function and the probability of \mathbf{y}^* is the largest and tends to 1. Thus, we can obtain the continuous solution space's $Y'_{\mathbf{x}}$ and $\Theta_{\mathbf{x}}$.

Consequently, when given only a dataset of suboptimal solutions, learning the parametrization of the solution space with parallel sampling can lead to the optimal solution. Specifically, the model aims to learn $p(\Theta_{\mathbf{x}})$ to obtain $\boldsymbol{\theta}' \sim p(\Theta_{\mathbf{x}})$ and sample feasible solutions $\mathbf{y} \sim p_{\boldsymbol{\theta}'}(\mathbf{y}|\mathbf{x})$ to achieve the optimal solution (see Fig. 2).

²For example, taking $\boldsymbol{\theta}'_1 = (0.9, 0.1)$, $\boldsymbol{\theta}'_2 = (0.95, 0.05)$ for $\boldsymbol{\theta}^* = (1, 0)$, where repeated sampling of $p_{\boldsymbol{\theta}'_1}(\mathbf{y}|\mathbf{x})$ or $p_{\boldsymbol{\theta}'_2}(\mathbf{y}|\mathbf{x})$ can easily hit the optimal solution.

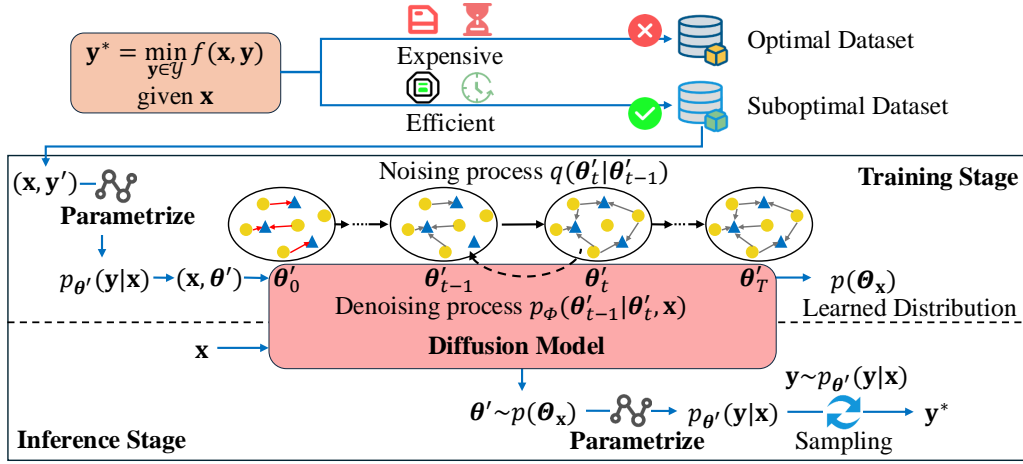


Fig. 2. Framework for training the diffusion generative model with suboptimal dataset to achieve the optimal solution generation.

B. Convergence to the Optimal Solution

In the previous section, we successfully transformed the goal into learning and sampling $p(\Theta_{\mathbf{x}})$. In this section, we discuss the quality requirements of suboptimal solutions and the generation convergence to optimal solutions.

1) *Gap between suboptimal and optimal parameterizations:* Let (\mathbf{x}, θ^*) , $\mathbf{x} \in \mathcal{X}$ and (\mathbf{x}, θ') , $\theta' \sim p(\Theta_{\mathbf{x}})$. Although it is not possible to precisely quantify the magnitude of suboptimal perturbations, for the sake of initial discussion, we assume that the perturbations caused by suboptimal solutions are smoothly random and the mean $\mathbb{E}(\Theta_{\mathbf{x}}) = \boldsymbol{\mu} = \theta^*$ holds. With $\mathbb{V}(\Theta_{\mathbf{x}}) = \boldsymbol{\sigma}^2$ as the variance of $p(\Theta_{\mathbf{x}})$, we can get Chebyshev's inequality [50] as below

$$p\{|\theta' - \theta^*| \geq \epsilon\} \leq \frac{\boldsymbol{\sigma}^2}{\epsilon^2}, \quad \forall \epsilon > 0. \quad (9)$$

Eq. (9) presents the impact of the model solution generation variance and the quality of suboptimal solutions on the gap between the learned suboptimal and optimal parameterizations. The probability that the parameterized θ' of the model output falls outside the ϵ -neighborhood of θ^* can be small. However, since the generation variance of the diffusion model cannot be theoretically quantified, we conduct simulations and analysis in the experimental section to explore this further.

2) *Expectation of hitting \mathbf{y}^* :* For the N -dimensional binary classification problem in the discrete solution space, we have $|\theta_i - \theta_i^*| = \epsilon$, $\theta \in \dot{U}(\theta^*, \epsilon)$, $i \in \{1, \dots, N\}$, where $\dot{U}(\theta^*, \epsilon)$ represents the center θ^* and the neighborhood with radius ϵ . With $\theta_i^* = 1$ generally, the probability of hitting \mathbf{y}^* in a single sampling is $(1 - \epsilon)^N$ with independent variables in each dimension. The probability of hitting \mathbf{y}^* at least once in n samplings can be calculated as $1 - [1 - (1 - \epsilon)^N]^n$, which is finite.

For the N -dimensional regression problem in the continuous solution space, let $\theta \in \dot{U}(\theta^*, \epsilon)$ have mean $\boldsymbol{\mu} + \epsilon$ and variance γ^2 . Keeping the implication of the mean consistent, the parametrized distribution can be independent of the diffusion model sampling. In our discussion, we use Gaussian distribution $\mathcal{N}(\boldsymbol{\mu} + \epsilon, \gamma^2)$ for feasible solution sampling. Take the

tolerable gap as $\delta > 0$, the probability of falling $[y_i^* - \delta, y_i^* + \delta]$ in a single sampling is

$$P_i = P(\mu_i - \delta \leq y_i \leq \mu_i + \delta) = \int_{\mu_i - \delta}^{\mu_i + \delta} (1/\sqrt{2\pi\gamma_i^2}) \exp\left(-\frac{(y - (\mu_i + \epsilon))^2}{2\gamma_i^2}\right) dy, \quad (10)$$

where $y_i \sim \mathcal{N}(\mu_i + \epsilon, \gamma_i^2)$, $\mu_i = y_i^*$.

Also with independent variables in each dimension, the probability of hitting \mathbf{y}^* at least once in n samplings can be calculated as $1 - (1 - \prod_{i=1}^N P_i)^n$, which is finite.

Remark 2. Given an ϵ -neighborhood of θ^* as $\dot{U}(\theta^*, \epsilon)$, and θ is taken from $\dot{U}(\theta^*, \epsilon)$. Let $q(\theta^n)$ be the probability of hitting \mathbf{y}^* at least once in n samples $\mathbf{y} \sim p_{\theta}(\mathbf{y}|\mathbf{x})$, if ϵ in Eq. (9) makes the gap between θ' and θ^* sufficiently small, a finite number of solution sampling n can make the expectation $\mathbb{E}(q(\theta^n)) \approx 1$.

3) *The lower bound on the number of samples:* To demonstrate the impact of N and n on the expectation of hitting \mathbf{y}^* , we provide Fig. 3 and give the detailed calculation settings in Sec. V-B. Based on the above discussion, we can give a lower bound on n that makes $\mathbb{E}(q(\theta^n)) \approx 1$ hold. By simplifying $p_{\epsilon} = p\{|\theta' - \theta^*| \geq \epsilon\}$ and letting $\mathbf{a} > \mathbf{0}$ and $\mathbf{a} \rightarrow \mathbf{0}$, we can multiply both sides of Eq. (9) by $1 - [1 - (1 - \epsilon)^N]^n$ to obtain

$$(1 - p_{\epsilon})[1 - (1 - (1 - \epsilon)^N)^n] > (1 - \frac{\boldsymbol{\sigma}^2}{\epsilon^2})[1 - (1 - (1 - \epsilon)^N)^n] + \mathbf{a}, \quad \forall \epsilon > 0, \quad (11)$$

where $1 - [1 - (1 - \epsilon)^N]^n > 0$ does not change the sign of the inequality, and the left side represents the probability that $\theta \in \dot{U}(\theta^*, \epsilon)$ and $\mathbb{E}(q(\theta^n)) \approx 1$ occur simultaneously. For a given \mathbf{a} , $p(\Theta_{\mathbf{x}})$ in our problem is almost impossible to be the three-point distribution required by the equality condition in Chebyshev's inequality³, so the sign ' \geq ' can be directly replaced by ' $>$ ', thus an invalid inequality will not appear because $\mathbf{a} \rightarrow \mathbf{0}$.

³https://en.wikipedia.org/wiki/Chebyshev%27s_inequality.

With the Eq. (9) holds, we observe that $p_\epsilon \leq \frac{\sigma^2}{\epsilon^2}$. After transposition and simplification, we can get the lower bound on n for the discrete solution space:

$$n > \frac{\ln\left(\frac{a}{p_\epsilon - \sigma^2/\epsilon^2} + 1\right)}{\ln(1 - (1 - \epsilon)^N)}, \quad \forall \epsilon > 0. \quad (12)$$

For a continuous solution space, we use $1 - (1 - \prod_{i=1}^N P_i)^n$ to replace $1 - (1 - (1 - \epsilon)^N)^n$ and the lower bound can be calculated as

$$n > \frac{\ln\left(\frac{a}{p_\epsilon - \sigma^2/\epsilon^2} + 1\right)}{\ln(1 - \prod_{i=1}^N P_i)}, \quad \forall \epsilon > 0. \quad (13)$$

Remark 3. To make $\mathbb{E}(q(\theta^n)) \approx 1$ hold, the lower bound of the number of solution sampling n is given by (12) and (13), respectively. Therefore, the diffusion model with solution sampling n is capable of learning a solution distribution θ' , which is sufficiently close to the optimal parametrization θ^* .

To demonstrate the impact of N on the lower bound on n that supports $\mathbb{E}(q(\theta^n)) \approx 1$, we illustrate it in Fig. 3 and the detailed settings in Sec. V-B.

IV. THE PROPOSED GDSG ALGORITHM

With the solution distribution parametrization provided, the core theoretical concept in Sec. III is to establish a model capable of generating $\theta' \sim p(\Theta_{\mathbf{x}})$ for a given \mathbf{x} . Generative models aim to model the joint distribution of inputs and outputs, $P(\Theta_{\mathbf{x}}, \mathbf{x})$, in contrast to discriminative models, which learn the conditional probability distribution $P(\Theta_{\mathbf{x}}|\mathbf{x})$. Consequently, the generative model uses the implicitly learned $P(\Theta_{\mathbf{x}}|\mathbf{x})$ as a guide to generate $\theta' \sim p(\Theta_{\mathbf{x}})$ in conditional generation [33], thereby enhancing the likelihood of producing high-quality outputs. To address the graph optimization problem outlined in Sec. II and implement the approach outlined in Sec. III, we propose a graph diffusion generative model for solution generation.

A. Graph Diffusion for Solution Generation

From the perspective of variational inference, the general diffusion framework consists of a forward denoising process and a learnable reverse denoising Markov process [32], [51], [52].

As described in Sec. II, for an input $\mathcal{G}(\mathcal{V}, \mathcal{E})$, the optimal solution to the multi-server multi-user computation offloading problem can be expressed as $\{\mathcal{D}^*, \mathcal{A}^*\}$. Next, we introduce the diffusion generation of \mathcal{D}^* and \mathcal{A}^* in the following two aspects: discrete solutions and continuous solutions generation.

1) *Discrete Solution Diffusion:* For discrete solution $\mathbf{y} \in \mathcal{Y}$, it is parametrized as a one-hot vector that $\mathbf{y} \in \{0, 1\}^{L \times 2}$. Given an instance $(\mathcal{G}, \mathbf{y})$, diffusion takes \mathbf{y} as the initial solution \mathbf{y}_0 to perform the denoising process, also known as the diffusion process, gradually introducing noise to obtain a series of variables $\mathbf{y}_{1:T} = \mathbf{y}_1, \dots, \mathbf{y}_T$ with T as the diffusion steps. The specific denoising process can be formalized as $q(\mathbf{y}_{1:T}|\mathbf{y}_0) = \prod_{t=1}^T q(\mathbf{y}_t|\mathbf{y}_{t-1})$. The model learns the noise distribution from this process, enabling it to denoise from a given initial noise distribution to a target distribution. The

denoising process actually starts from \mathbf{y}_T and performs adjacent step denoising from \mathbf{y}_t to \mathbf{y}_{t-1} with \mathcal{G} as the condition. The denoising process can be expressed as $p_\Phi(\mathbf{y}_{0:T}|\mathcal{G}) = p(\mathbf{y}_T) \prod_{t=1}^T p_\Phi(\mathbf{y}_{t-1}|\mathbf{y}_t, \mathcal{G})$, where Φ represents the model parameters. The ideal result of diffusion model training is $p_\Phi(\mathbf{y}|\mathcal{G}) = q(\mathbf{y}|\mathcal{G})$, and to fit the original data distribution, the variational upper bound of the negative log-likelihood is generally used as the loss objective

$$\mathcal{L} = \mathbb{E}_q[-\log p_\Phi(\mathbf{y}_0|\mathbf{y}_1, \mathcal{G}) + \prod_{t>1} D_{KL}[q(\mathbf{y}_{t-1}|\mathbf{y}_t, \mathbf{y}_0) || p_\Phi(\mathbf{y}_{t-1}|\mathbf{y}_t, \mathcal{G})]] + C, \quad (14)$$

where D_{KL} represents Kullback–Leibler divergence, a measure of the difference between two distributions, and C represents a constant.

In the forward noising process, \mathbf{y}_t is multiplied by \mathbf{Q}_t to obtain \mathbf{y}_{t+1} , where $\mathbf{Q}_t = \begin{bmatrix} (1 - \beta_t) & \beta_t \\ \beta_t & (1 - \beta_t) \end{bmatrix}$ is the transition probability matrix [35], [53]. The operation $\mathbf{y}\mathbf{Q}$ converts and adds noise to the one-hot vector of each element $y_i \in \{0, 1\}^2$, with β_t controlling the noise scale as the corruption ratio. Specifically, $\prod_{t=1}^T (1 - \beta_t) \approx 0$ ensures that $\mathbf{y}_T \sim \text{Uniform}(\cdot)$. Let $\overline{\mathbf{Q}}_t = \mathbf{Q}_1 \mathbf{Q}_2 \dots \mathbf{Q}_t$, the single-step and t -step marginals of the noising process can be formulated as

$$q(\mathbf{y}_t|\mathbf{y}_{t-1}) = \text{Cat}(\mathbf{y}_t; \mathbf{p} = \mathbf{y}_{t-1}\mathbf{Q}) \quad \text{and} \\ q(\mathbf{y}_t|\mathbf{y}_0) = \text{Cat}(\mathbf{y}_t; \mathbf{p} = \mathbf{y}_0\overline{\mathbf{Q}}_t), \quad (15)$$

where $\text{Cat}(\cdot)$ represents a categorical distribution, which can be any discrete distribution. Here, in line with experience setting [35], a Bernoulli distribution is applied.

According to Bayes' theorem, the posterior can be calculated as

$$q(\mathbf{y}_{t-1}|\mathbf{y}_t, \mathbf{y}_0) = \frac{q(\mathbf{y}_t|\mathbf{y}_{t-1}, \mathbf{y}_0)q(\mathbf{y}_{t-1}|\mathbf{y}_0)}{q(\mathbf{y}_t|\mathbf{y}_0)} \\ = \text{Cat}(\mathbf{y}_{t-1}; \mathbf{p} = \frac{\mathbf{y}_t \mathbf{Q}_t^T \odot \mathbf{y}_0 \overline{\mathbf{Q}}_{t-1}}{\mathbf{y}_0 \overline{\mathbf{Q}}_t \mathbf{y}_t^T}), \quad (16)$$

where \odot denotes element-wise multiplication.

The model is trained to predict the distribution $p_\Phi(\tilde{\mathbf{y}}_0|\mathbf{y}_t, \mathcal{G})$, allowing the denoising process to be obtained by substituting the \mathbf{y}_0 in Eq. (16) with the estimated $\tilde{\mathbf{y}}_0$

$$p_\Phi(\mathbf{y}_{t-1}|\mathbf{y}_t) \propto \sum_{\tilde{\mathbf{y}}_0} q(\mathbf{y}_{t-1}|\mathbf{y}_t, \tilde{\mathbf{y}}_0)p_\Phi(\tilde{\mathbf{y}}_0|\mathbf{y}_t, \mathcal{G}). \quad (17)$$

2) *Continuous Solution Diffusion:* For the continuous solution $\mathbf{y} \in [0, 1]^L$, continuous diffusion models [32]–[34] can be directly applied without parametrization. Unlike previous studies [36], [37], which rescales discrete data in continuous diffusion for discrete data generation [54], our multi-task generation approach uses continuous diffusion for continuous solutions.

The noising and denoising process formulas for continuous diffusion are essentially the same as those for discrete diffusion, and the loss objective is similar to Eq. (14). The primary difference is that the transition probability in continuous diffusion is Gaussian rather than categorical. Therefore, let β_t

be the corruption ratio, the single-step and t-step marginals of the noising process for continuous diffusion can be formulated as

$$\begin{aligned} q(\mathbf{y}_t|\mathbf{y}_{t-1}) &= \mathcal{N}(\mathbf{y}_t; \sqrt{1-\beta_t}\mathbf{y}_{t-1}, \beta_t\mathbf{I}) \\ q(\mathbf{y}_t|\mathbf{y}_0) &= \mathcal{N}(\mathbf{y}_t; \sqrt{(1-\beta_t)}\mathbf{y}_0, (1-(1-\beta_t))\mathbf{I}), \end{aligned} \quad (18)$$

where $\overline{(1-\beta_t)} = \prod_{t=1}^t(1-\beta_t)$, and $\prod_{t=1}^T(1-\beta_t) \approx 0$ ensures that $\mathbf{y}_T \sim \mathcal{N}(\cdot)$. Similar to Eq. (16), the posterior can be calculated as

$$q(\mathbf{y}_{t-1}|\mathbf{y}_t, \mathbf{y}_0) = \frac{q(\mathbf{y}_t|\mathbf{y}_{t-1}, \mathbf{y}_0)q(\mathbf{y}_{t-1}|\mathbf{y}_0)}{q(\mathbf{y}_t|\mathbf{y}_0)}. \quad (19)$$

The model is trained to predict the Gaussian noise $\tilde{\epsilon}_t = f_\Phi(\mathbf{y}_t, t, \mathcal{G})$. Given that $\tilde{\epsilon}_t = (\mathbf{y}_t - \sqrt{(1-\beta_t)}\mathbf{y}_0)/\sqrt{1-(1-\beta_t)}$, the denoising process can be obtained by substituting the \mathbf{y}_0 in Eq. (19) with an estimation

$$p_\Phi(\mathbf{y}_{t-1}|\mathbf{y}_t) \propto q(\mathbf{y}_{t-1}|\mathbf{y}_t, \frac{\mathbf{y}_t - \sqrt{1-(1-\beta_t)}f_\Phi(\mathbf{y}_t, t, \mathcal{G})}{\sqrt{(1-\beta_t)}}). \quad (20)$$

B. GNN-based Diffusion Model

In Sec. II, we model the computation offloading in the MEC network as a graph optimization problem to enhance the model's versatility in network optimization. The optimization variables are represented as discrete solutions for edge selection and continuous solutions for edge weights, corresponding to offloading decisions and computational resource allocation ratios. For the model prediction objectives in Eq. (17) and Eq. (20), theoretically, any neural network structure can be employed. We use a convolutional GNN with a specified edge gating mechanism, which is designed to mitigate the effects of padding edges [55], [56]. We employ a multi-task approach to expand the model, supporting the prediction objectives in Eq. (17) and Eq. (20).

The core operation of the GNN layer involves transferring or aggregating edge and node feature information locally or globally [57], with various options for aggregation operation. Additionally, the edge gating mechanism controls the nonlinear activation of edge features before aggregation using off-the-shelf functions. Specifically, the GNN takes the current step t , the feature graph \mathcal{G} , and the current solution with the same data structure as \mathcal{G} as input. For known node and edge feature dimensions, the model embeds them into a latent space of preset dimensions (usually high dimensions) and performs recursive information transfer and aggregation in this latent space. Information extraction and fusion in the latent space can be considered the source of the GNN's permutation-invariance.

However, we noticed that the existing works [36], [37] using convolutional GNN only considered fully connected input graphs for the TSP and MIS problems, whereas most graph optimization problems are not fully connected. In dense adjacency matrix and sparse edge list graph data structures, some edges may not exist, which we refer to as padding edges. The feature encoding of these padding edges can have

unpredictable (and often adverse) effects on the iteration of the GNN in the latent space. This issue is not well addressed by previous works.

We investigated this problem during our experiments, as detailed in Sec. V-D. Specifically, the feature embedding of padding edges is non-zero. The input graphs of different sizes may have varying proportions of padding edges, and their influence is difficult to generalize or eliminate through simple linear or nonlinear gating. Changing the aggregation method (e.g., sum, mean, max) offers little help. Moreover, we considered setting the original features of padding edges to zero and setting the bias of the edge feature embedding layer to zero simultaneously. However, this approach could adversely affect the embedding of normal edges and might still not completely distinguish padding edges from normal edges in some cases.

To address this, we design a gating mechanism that can mitigate the effects of padding edges, inspired by the spirit that the generalization performance of GNNs benefits from explicit redesign [55], [57]. We add a one-dimensional 0-1 variable to the edge feature to indicate whether an edge is a padding edge. This variable multiplies the original gating result, eliminating the influence of meaningless hidden features from padding edges. Notably, the settings of node and edge features can be flexibly adjusted to support various MEC tasks.

Observation 1. *The proposed GDSG method can be extended to multi-task capabilities and improve generalization for both fully connected and non-fully connected graphs. Additionally, as an anisotropic GNN handling directionally dependent features, our model is not limited to the directed graph problem and can be also applied to undirected graphs. GNNs inherently offer versatility, allowing a single trained model to handle graphs of different scales for the same problem.*

C. Multi-Task Generation and Denoising Schedule

Our model focuses on multi-task generation, specifically denoising both the target discrete solution and the continuous solution. In the realm of multi-task learning, it is known that negative competition between tasks can hinder convergence. However, we discover that the discrete and continuous diffusion tasks primarily align with the principle of inter-task gradient direction orthogonality, which is a significant goal in specialized multi-task learning research [58]–[60].

Observation 2. *We find that the gradient vectors calculated for these two tasks, using the same layer parameters, are nearly orthogonal. This finding is further elaborated in Section V-C.*

A comparative study using the same neural network architecture for discriminative training indicates that this orthogonality does not stem from the network architecture itself. We posit that this characteristic is intrinsic to the training loss objectives for discrete and continuous diffusion, representing a phenomenon not yet captured in the current multi-task learning research focused on diffusion models [61]–[63].

Additionally, we employ DDIM to accelerate the denoising inference of the diffusion model [64]. DDIM rewrites the

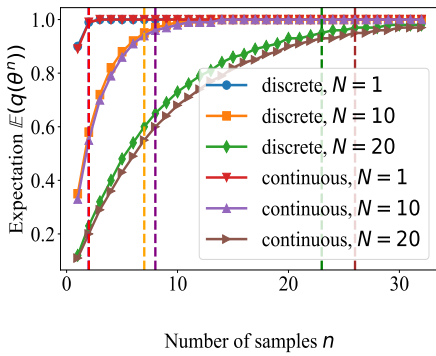


Fig. 3. The expectation of hitting \mathbf{y}^* for different number of samples n and variable dimension N . The dotted lines represent the lower bounds on n , where the red and blue dotted lines coincide.

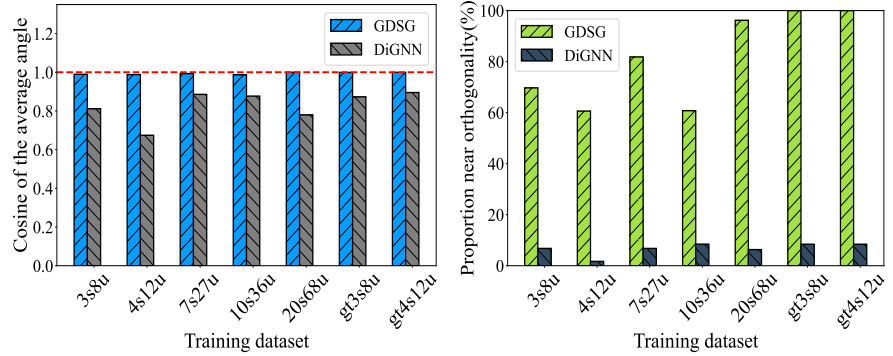


Fig. 4. Left: The cosine value of the overall average of all relevant parameters (The closer to 1, the better the orthogonality). Right: The proportion of the orthogonal vector for a given range in a training step (The closer to 100%, the better the orthogonality).

denoising formula, leveraging the independence of marginal probabilities between two adjacent steps in the original process. This approach significantly reduces the number of inference steps while maintaining denoising performance.

V. EXPERIMENTS

To verify our proposed methods and models, we build instances of the multi-server multi-user computation offloading problem at various scales. We first provide targeted simulation validation for the approach outlined in Sec. III, then we conduct a gradient analysis for multi-task orthogonality and compare GDSG with a discriminative model of the same neural network structure. Finally, we compare GDSG with multiple baselines in terms of cost metrics.

A. Experiments Settings

1) *Datasets*: We tentatively tried using GEKKO [48] solver to generate non-graph data for a single server, but the solution time for a single solve of a four-node MINLP problem reached several seconds. Moreover, GEKKO cannot handle graph structure data. As a result, we use a heuristic algorithm with polynomial time complexity to generate suboptimal datasets for the computation offloading problem in Sec. II. The minimum cost maximum flow (MCMF) algorithm, applied to random heuristic initialization of edge weights, efficiently finds optimal edge selection results and provides high-quality suboptimal solutions (solving a single instance with 80 nodes in 0.6sec). Since an optimal solver is not available, we use exhaustive methods to generate small-scale ground-truth datasets but the time complexity is very high (over 30sec for a single instance of 80 nodes).

We generate 14 training datasets with varying problem scales: lq3s6u, lq3s8u, lq4s10u, lq4s12u, lq7s24u, lq7s27u, lq10s31u, lq10s36u, lq20s61u, lq20s68u, gt3s6u, gt3s8u, gt4s10u, and gt4s12u. For example, “lq3s6u” represents a suboptimal dataset with 3 servers and 6 users at relatively low-quality, while “gt3s6u” represents the optimal dataset with 3 servers and 6 users at ground-truth. Our scale setting considers the radio coverage of edge servers, ensuring each user can only connect to a subset of servers. Ultra-sparse and

ultra-dense settings lacking practical significance for computation offloading are not considered. Each suboptimal training dataset contains either 60000 or 80000 samples, while each optimal training dataset contains 2000 samples due to the complexity. The testing sets consist of 10 different problem scales: gt3s6u, gt3s8u, gt4s10u, gt4s12u, gt7s24u, gt7s27u, gt10s31u, gt10s36u, gt20s61u, and gt20s68u. We provide thousands of test instances for testing sets. None of the test samples appeared in the training set.

2) *Model Settings*: The main hyperparameters include diffusion_steps, GNN_layer_num, hidden_dim, batch_size, epochs, inference_steps, and parallel_sampling_number. While the model can handle any graph scale after one training, we adjust settings for different training sets, detailed in our open-source code. Notably, GDSG uses very few diffusion (e.g., 200) and inference steps (e.g., 5), unlike the thousands of steps in other works [32], [36]. This efficiency is due to the lower-dimensional scale and higher certainty of our problem compared to image generation.

3) *Metrics*: We aim to minimize the weighted cost, so we use the Exceed_ratio of output solution cost to the testing label cost as the metric. On the optimal testing set, the Exceed_ratio should be close to 1, with smaller values being better.

4) *Baselines*: We use five baseline methods: the heuristic algorithm with the MCMF algorithm, which is the tool used to generate the suboptimal datasets for GDSG and other baselines, and the corresponding code has also been open-sourced; the discriminative GNN (DiGNN) with the same neural network structure as our GDSG; and MTFNN [31], an off-the-shelf multi-task learning DNN method; DIFUSCO [36] and T2T [37] are also included as latest known methods that use diffusion generation for combinatorial optimization. For all experiments, each hyperparameter for a given model and training set is fixed by default (details are in the open source). For the following sections, the neural network settings for GDSG and DiGNN are identical. GDSG shares the same diffusion-related hyperparameter settings as DIFUSCO and T2T. All dataset generation is done on an Intel i7-13700F, and all model training and testing are performed on an RTX 4090.

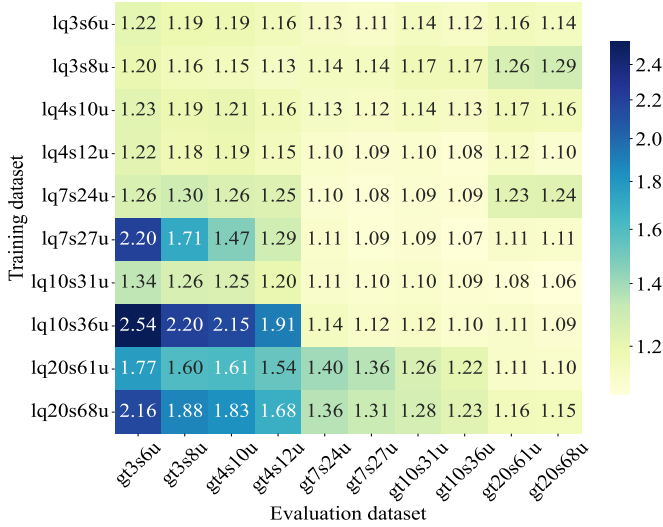


Fig. 5. The performance Exceed_ratio of GDSG (GNN padding edge not handled).

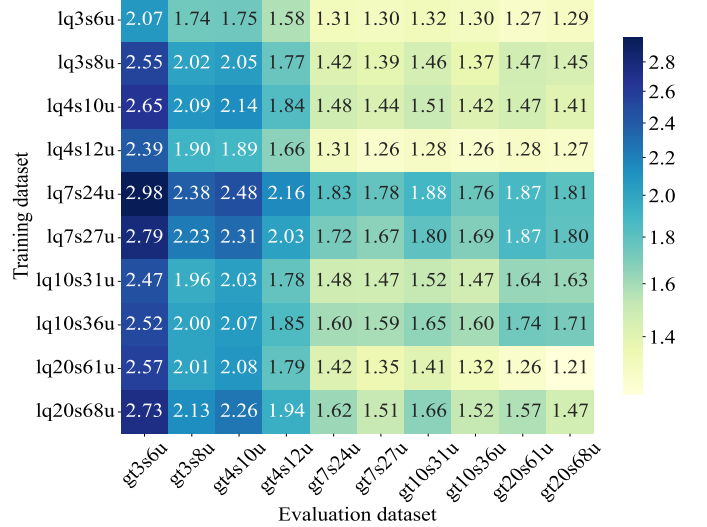


Fig. 7. The performance Exceed_ratio of DiGNN (GNN padding edge handled).

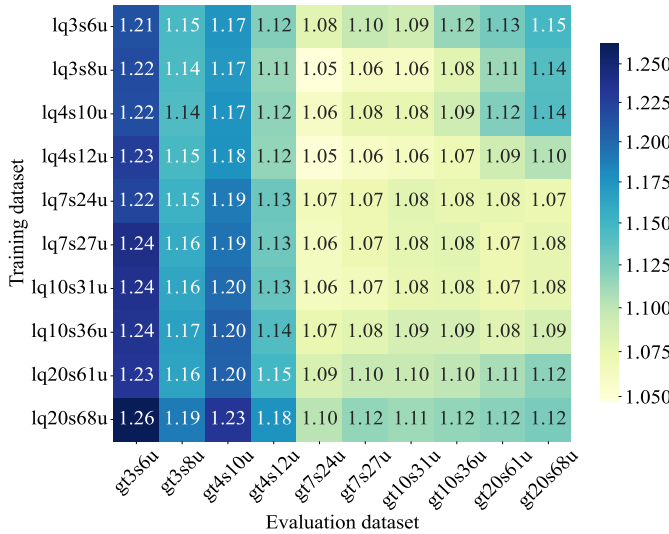


Fig. 6. The performance Exceed_ratio of GDSG (GNN padding edge handled).

B. Empirical Verification for Theory

Based on (Eq. (12), Eq. (13)), we demonstrate $\mathbb{E}(q(\theta^n))$ for three cases in both discrete and continuous diffusion: $N = 1, 10, 20$. We set the possible values for the unknown variables in the equation under the assumptions in Sec. III-B. For discrete solutions, we set $\epsilon = 0.1$. For continuous solutions, we uniformly set $y_i = 1$, $\epsilon = 0.1$, $\gamma_i = 0.04$, and $\delta = 0.1$. The expected value of $\mathbb{E}(q(\theta^n))$ is then computed, resulting in Fig. 3. We use dotted lines of the same color as the curves to mark the corresponding lower bound on the number of samples n in Eq. (12) and Eq. (13). Here we consider $\mathbb{E}(q(\theta^n)) > 0.95$ as $\mathbb{E}(q(\theta^n)) \approx 1$. As n increases, the expectation approaches 1. Although some unknown variables are assigned assumed values, Fig. 3 visually illustrates the convergence process of sampling from the high-quality solution distribution and the associated influencing factors.

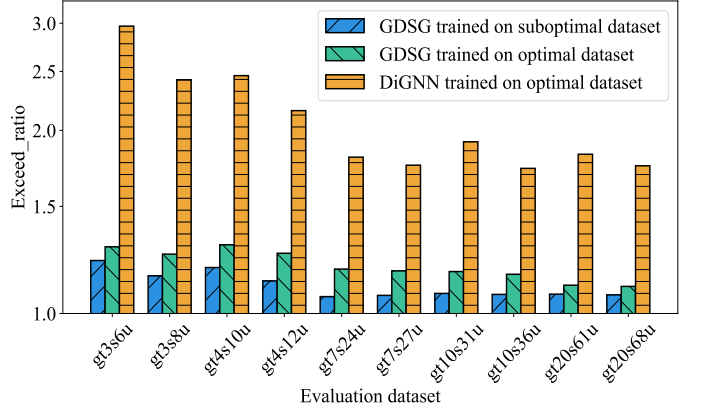


Fig. 8. Performance comparison of three trained models: GDSG trained on a suboptimal dataset (lq7s24u, 80000 samples), GDSG trained on an optimal dataset (gt3s6u, 2000 samples) and DiGNN trained on an optimal dataset (gt3s6u, 2000 samples).

Additionally, for the unknown variables in Eq. 9, which refer to the model's generation data variance, we use empirical calculations based on the existing model outputs. The trained model is used to repeat 1000 inferences on the same input and count the variance of the output θ s, which is on the order of 10^{-4} . Therefore, $\frac{\sigma^2}{\epsilon^2}$ can be small, e.g., $\frac{\sigma^2}{\epsilon^2} = 0.01$ if $\sigma^2 = 0.0001$, $\epsilon = 0.1$. Although this is not a perfect theoretical conclusion, it demonstrates the small, even almost negligible, gap between the learned distribution and the optimal distribution.

C. Multi-Task Orthogonality

As we try to address discrete diffusion and continuous diffusion in a single model, we should ensure the gradient vectors of the two tasks are orthogonal so there is no negative competition between the two tasks during training [58], [59]. The non-orthogonality of the gradient vectors of two tasks often leads to inferior convergence. Considering this kind of

TABLE I
PERFORMANCE COMPARISON OF EXCEED_RATIO BETWEEN GDSG AND BASELINES.

Evaluation Dataset	MTFNN	HEU	DiGNN	DIFUSCO	T2T	GDSG (Ours)
gt3s6u	83.44	1.22	2.07	1.22	-	1.22
gt3s8u	288.93	1.17	1.74	1.18	-	1.15
gt4s10u	3493837.38	1.20	1.75	1.19	-	1.19
gt4s12u	225.07	1.17	1.58	1.15	-	1.13
gt7s24u	804.12	1.13	1.31	1.10	-	1.07
gt7s27u	407798.51	1.14	1.30	1.09	-	1.07
gt10s31u	2672.08	1.14	1.32	1.10	-	1.08
gt10s36u	230.47	1.15	1.30	1.08	-	1.08
gt20s61u	1272.67	1.15	1.27	1.12	-	1.08
gt20s68u	4517.63	1.18	1.29	1.10	-	1.07

risk, we track the gradient directions of the related parameters for both tasks throughout the training process of our model and the baseline, DiGNN, with the same neural network structure. Specifically, we perform backpropagation of the loss for each task at each training iteration across multiple epochs. Then we extract a high-dimension vector, which contains the information from the parameter updating gradient, of each parameter of representative network layers (input layer, edge feature embedding layer, node feature embedding layer, etc). Then we compute the cosine of the angle between the update vectors of the two tasks to quantify their orthogonality. The results are shown in Fig. 4.

It is observed that in GDSG, the two tasks show a high degree of orthogonality with cosine values approaching 1 and orthogonal gradient proportions approaching 100%, which is in sharp contrast to the baseline. For DiGNN, it shows poor orthogonality with cosine values far away from 1 and orthogonal gradient proportions always less than 10%. Furthermore, GDSG has a small variance (the maximum magnitude is 4) while DiGNN has a large variance (the minimum magnitude is 7), which means that the gradient angles of GDSG are more concentrated in orthogonality. This advantage is benefit from the configuration of the loss function of diffusion. Therefore, the simultaneous training of the two tasks in a single GDSG model does not impede each other, which avoids any degradation of model performance.

D. GDSG vs DiGNN on Effectiveness and Generalization

This section compares GDSG and DiGNN to illustrate the improvement brought by diffusion generation. We train 10 GDSG models and 10 DiGNN models on the 10 suboptimal training sets and evaluate them on the 10 optimal testing sets. In Fig. 6, GDSG’s Exceed_ratio on most testing sets is below 1.1, with a few reaching 1.2, indicating near-optimal performance. This significantly outperforms DiGNN, which has a minimum Exceed_ratio over 1.2 (Fig. 7). Both models perform worse on scales with 3 and 4 servers due to the denser input graphs causing over-smoothing [56] in deep iterative GNNs. The slightly poorer performance at the corners and edges of the heatmaps suggests some generalization issues

with GNN implementation. Overall, despite some engineering flaws, GDSG trained on suboptimal datasets not only approaches the optimal solution but also surpasses the discriminative model and shows good generalization.

We also build 4 optimal training sets of small-scale problems, each with 2000 samples, to train 4 GDSG models and 4 DiGNN models. We compare the best-performing GDSG from Fig. 6 with the best GDSG and DiGNN trained on the optimal dataset. Fig. 8 shows that GDSG outperforms DiGNN even with the same optimal dataset, and suboptimal training with sufficient samples is consistently better. For the models trained on the truth datasets, GDSG can save up to 56.63% (GDSG trained on gt3s6u vs DiGNN trained on gt3s6u evaluated on gt3s6u) of the total target cost. This demonstrates that GDSG can effectively learn from both suboptimal and optimal samples.

Comparing Fig. 5 and Fig. 6, our GNN uses the generalization improvements with the maximum improvement exceeding 86% (1.166 vs 2.195 evaluated on gt3s8u). Other generalization improvement results are available in open source. GDSG’s running time scales with problem size, taking about 0.4 seconds per inference in the gt20s68u test and 0.03 seconds in the gt3s6u test. This is comparable to other common deep learning methods, meeting the real-time requirements for network optimization. In short, the GDSG model’s outstanding performance shows how effectively it combines solution space parametrization with diffusion generative learning on suboptimal training sets.

E. Comparison with Baseline Schemes

We compare the Exceed_ratio of GDSG with all baselines in Table I. MTFNN, which can only process vector data and lacks graph understanding capability, can train only one model per test scale, resulting in very poor performance. In some problems, MTFNN’s Exceed_ratio reaches tens of thousands due to the large data volume and high communication costs of computationally intensive tasks. Incorrect offloading by MTFNN leads to extremely high total cost. In comparison, HEU and DiGNN can achieve relatively better results, and GDSG also outperforms HEU and DiGNN across the board. Although HEU uses the MCMF algorithm to ensure the

optimal offloading decision for a given computational resource allocation, its heuristic initialization of resource allocation cannot guarantee optimality, leading to suboptimal results. Furthermore, GDSG reduces the total target cost by up to 41.07% (GDSG trained on lq7s24u vs DiGNN trained on lq3s6u evaluated on gt3s6u).

DIFUSCO performs relatively worse than GDSG, with the performance gap primarily due to the lack of consideration for padding edges in the GNN. Moreover, T2T introduces automatic gradient computation of the target optimization function's gradient during the denoising process. While this is computable for TSP and MIS problems in the original work, our computation offloading objective function is non-differentiable, making gradients unavailable. As a result, T2T is not applicable to MEC optimization problems.

VI. CONCLUSION

In this study, we introduce GDSG, a model designed for generating solutions based on graph diffusion, particularly focused on solving optimizing problems that remain robust to the limitations of training data. Our primary emphasis is on NP-hard optimization problems in MEC networks that currently lack efficient approximation algorithms, with the multi-server multi-user computation offloading (MSCO) problem serving as a specific example. The proposed GDSG model transforms network optimization challenges into a framework of distribution learning by systematically parameterizing the solution space. This allows us to efficiently learn from suboptimal training sets, which can be more easily gathered compared to optimal ones. Our findings highlight the potential of generative models in solution generation, offering a unified structured model framework for solving network optimization problems.

Additionally, we develop a comprehensive database for the MSCO optimization problem. This includes suboptimal training sets, a limited number of optimal training sets for smaller-scale problems, and optimal testing sets. Our experimental results demonstrate that GDSG outperforms baseline methods across both suboptimal and optimal training sets. This innovative approach challenges the prevailing reliance on extensive ground-truth datasets in learning-based network optimization, significantly decreasing the dependence on actual optimal datasets.

REFERENCES

- [1] Y. Mao, C. You, J. Zhang, K. Huang, and K. B. Letaief, "A Survey on Mobile Edge Computing: The Communication Perspective," *IEEE Communications Surveys & Tutorials*, vol. 19, no. 4, pp. 2322–2358, 2017.
- [2] P. Mach and Z. Becvar, "Mobile Edge Computing: A Survey on Architecture and Computation Offloading," *IEEE Communications Surveys & Tutorials*, vol. 19, no. 3, pp. 1628–1656, 2017.
- [3] A. Coletta, F. Giorgi, G. Maselli, M. Prata, D. Silvestri, J. Ashdown, and F. Restuccia, "A2-UAV: Application-Aware Content and Network Optimization of Edge-Assisted UAV Systems," in *Proceedings of IEEE International Conference on Computer Communications*, 2023, pp. 1–10.
- [4] C. Zhan, H. Hu, S. Mao, and J. Wang, "Energy-Efficient Trajectory Optimization for Aerial Video Surveillance under QoS Constraints," in *Proceedings of IEEE International Conference on Computer Communications*, 2022, pp. 1559–1568.
- [5] S. Chai and V. K. N. Lau, "Multi-UAV Trajectory and Power Optimization for Cached UAV Wireless Networks With Energy and Content Recharging-Demand Driven Deep Learning Approach," *IEEE Journal on Selected Areas in Communications*, vol. 39, no. 10, pp. 3208–3224, 2021.
- [6] C. Zhao, J. Liu, M. Sheng, W. Teng, Y. Zheng, and J. Li, "Multi-UAV Trajectory Planning for Energy-Efficient Content Coverage: A Decentralized Learning-Based Approach," *IEEE Journal on Selected Areas in Communications*, vol. 39, no. 10, pp. 3193–3207, 2021.
- [7] B. Yang, X. Cao, C. Yuen, and L. Qian, "Offloading Optimization in Edge Computing for Deep-Learning-Enabled Target Tracking by Internet of UAVs," *IEEE Internet of Things Journal*, vol. 8, no. 12, pp. 9878–9893, 2021.
- [8] D. C. Nguyen, S. Hosseinalipour, D. J. Love, P. N. Pathirana, and C. G. Brinton, "Latency Optimization for Blockchain-Empowered Federated Learning in Multi-Server Edge Computing," *IEEE Journal on Selected Areas in Communications*, vol. 40, no. 12, pp. 3373–3390, 2022.
- [9] N. Karakoç, A. Scaglione, M. Reisslein, and R. Wu, "Federated Edge Network Utility Maximization for a Multi-Server System: Algorithm and Convergence," *IEEE/ACM Transactions on Networking*, vol. 30, no. 5, pp. 2002–2017, 2022.
- [10] B. Yang, X. Cao, C. Huang, C. Yuen, M. Di Renzo, Y. L. Guan, D. Niyato, L. Qian, and M. Debbah, "Federated Spectrum Learning for Reconfigurable Intelligent Surfaces-Aided Wireless Edge Networks," *IEEE Transactions on Wireless Communications*, vol. 21, no. 11, pp. 9610–9626, 2022.
- [11] X. Cao, B. Yang, C. Huang, C. Yuen, M. D. Renzo, D. Niyato, and Z. Han, "Reconfigurable Intelligent Surface-Assisted Aerial-Terrestrial Communications via Multi-Task Learning," *IEEE Journal on Selected Areas in Communications*, vol. 39, no. 10, pp. 3035–3050, 2021.
- [12] B. Di, H. Zhang, L. Song, Y. Li, Z. Han, and H. V. Poor, "Hybrid Beamforming for Reconfigurable Intelligent Surface based Multi-User Communications: Achievable Rates With Limited Discrete Phase Shifts," *IEEE Journal on Selected Areas in Communications*, vol. 38, no. 8, pp. 1809–1822, 2020.
- [13] W. Feng, J. Tang, Q. Wu, Y. Fu, X. Zhang, D. K. C. So, and K.-K. Wong, "Resource Allocation for Power Minimization in RIS-Assisted Multi-UAV Networks With NOMA," *IEEE Transactions on Communications*, vol. 71, no. 11, pp. 6662–6676, 2023.
- [14] W. Mei and R. Zhang, "Joint Base Station and IRS Deployment for Enhancing Network Coverage: A Graph-Based Modeling and Optimization Approach," *IEEE Transactions on Wireless Communications*, vol. 22, no. 11, pp. 8200–8213, 2023.
- [15] X. Zhang, B. Yang, Z. Yu, X. Cao, G. C. Alexandropoulos, Y. Zhang, M. Debbah, and C. Yuen, "Reconfigurable Intelligent Computational Surfaces for MEC-Assisted Autonomous Driving Networks: Design Optimization and Analysis," *IEEE Transactions on Intelligent Transportation Systems*, pp. 1–18, 2024.
- [16] T. Z. H. Ernest and A. S. Madhukumar, "Computation Offloading in MEC-Enabled IoV Networks: Average Energy Efficiency Analysis and Learning-Based Maximization," *IEEE Transactions on Mobile Computing*, vol. 23, no. 5, pp. 6074–6087, 2024.
- [17] P. Dai, K. Hu, X. Wu, H. Xing, and Z. Yu, "Asynchronous Deep Reinforcement Learning for Data-Driven Task Offloading in MEC-Empowered Vehicular Networks," in *Proceedings of IEEE International Conference on Computer Communications*, 2021, pp. 1–10.
- [18] B. Yang, X. Cao, K. Xiong, C. Yuen, Y. L. Guan, S. Leng, L. Qian, and Z. Han, "Edge Intelligence for Autonomous Driving in 6G Wireless System: Design Challenges and Solutions," *IEEE Wireless Communications*, vol. 28, no. 2, pp. 40–47, 2021.
- [19] X. He, X. Zhuge, F. Dang, W. Xu, and Z. Yang, "DeepScheduler: Enabling Flow-Aware Scheduling in Time-Sensitive Networking," in *Proceedings of IEEE International Conference on Computer Communications*, 2023, pp. 1–10.
- [20] K. Rusek, J. Suárez-Varela, P. Almasan, P. Barlet-Ros, and A. Cabellos-Aparicio, "RouteNet: Leveraging graph neural networks for network modeling and optimization in SDN," *IEEE Journal on Selected Areas in Communications*, vol. 38, no. 10, pp. 2260–2270, 2020.
- [21] B. Yang, O. Fagbohunbe, X. Cao, C. Yuen, L. Qian, D. Niyato, and Y. Zhang, "A Joint Energy and Latency Framework for Transfer Learning Over 5G Industrial Edge Networks," *IEEE Transactions on Industrial Informatics*, vol. 18, no. 1, pp. 531–541, 2022.
- [22] F. Jiang, K. Wang, L. Dong, C. Pan, W. Xu, and K. Yang, "Deep-learning-based joint resource scheduling algorithms for hybrid MEC networks," *IEEE Internet of Things Journal*, vol. 7, no. 7, pp. 6252–6265, 2019.

- [23] R. Liang, B. Yang, Z. Yu, X. Cao, D. W. K. Ng, and C. Yuen, "A multi-head ensemble multi-task learning approach for dynamical computation offloading," in *Proceedings of IEEE Global Communications Conference*, 2023, pp. 6079–6084.
- [24] H. Zhang, X. Ma, X. Liu, L. Li, and K. Sun, "GNN-Based Power Allocation and User Association in Digital Twin Network for the Terahertz Band," *IEEE Journal on Selected Areas in Communications*, 2023.
- [25] X. Cao, B. Yang, Y. Shen, C. Yuen, Y. Zhang, Z. Han, H. V. Poor, and L. Hanzo, "Edge-Assisted Multi-Layer Offloading Optimization of LEO Satellite-Terrestrial Integrated Networks," *IEEE Journal on Selected Areas in Communications*, vol. 41, no. 2, pp. 381–398, 2023.
- [26] E. Zelikman, Y. Wu, J. Mu, and N. D. Goodman, "STaR: self-taught reasoner bootstrapping reasoning with reasoning," in *Proceedings of Neural Information Processing Systems*, 2024.
- [27] P. Ma, T.-H. Wang, M. Guo, Z. Sun, J. B. Tenenbaum, D. Rus, C. Gan, and W. Matusik, "LLM and Simulation as Bilevel Optimizers: A New Paradigm to Advance Physical Scientific Discovery," in *Proceedings of International Conference on Machine Learning*, vol. 235, 21–27 Jul 2024, pp. 33 940–33 962.
- [28] X. Du, Y. Sun, X. Zhu, and Y. Li, "Dream the impossible: outlier imagination with diffusion models," in *Proceedings of Neural Information Processing Systems*, 2024.
- [29] L. Zhang, A. Rao, and M. Agrawal, "Adding Conditional Control to Text-to-Image Diffusion Models," in *Proceedings of International Conference on Computer Vision*, 2023, pp. 3813–3824.
- [30] T. Chen, X. Zhang, M. You, G. Zheng, and S. Lambotharan, "A GNN-based supervised learning framework for resource allocation in wireless IoT networks," *IEEE Internet of Things Journal*, vol. 9, no. 3, pp. 1712–1724, 2021.
- [31] B. Yang, X. Cao, J. Bassey, X. Li, and L. Qian, "Computation offloading in multi-access edge computing: A multi-task learning approach," *IEEE Transactions on Mobile Computing*, vol. 20, no. 9, pp. 2745–2762, 2020.
- [32] J. Ho, A. Jain, and P. Abbeel, "Denoising Diffusion Probabilistic Models," in *Proceedings of Neural Information Processing Systems*, vol. 33, 2020, pp. 6840–6851.
- [33] J. Ho and T. Salimans, "Classifier-free diffusion guidance," *arXiv preprint arXiv:2207.12598*, 2022.
- [34] P. Dhariwal and A. Nichol, "Diffusion Models Beat GANs on Image Synthesis," in *Proceedings of Neural Information Processing Systems*, vol. 34, 2021, pp. 8780–8794.
- [35] J. Austin, D. D. Johnson, J. Ho, D. Tarlow, and R. van den Berg, "Structured Denoising Diffusion Models in Discrete State-Spaces," in *Proceedings of Neural Information Processing Systems*, vol. 34, 2021, pp. 17 981–17 993.
- [36] Z. Sun and Y. Yang, "DIFUSCO: Graph-based Diffusion Solvers for Combinatorial Optimization," in *Proceedings of Neural Information Processing Systems*, vol. 36, 2023, pp. 3706–3731.
- [37] Y. Li, J. Guo, R. Wang, and J. Yan, "T2T: From Distribution Learning in Training to Gradient Search in Testing for Combinatorial Optimization," in *Proceedings of Neural Information Processing Systems*, vol. 36, 2023, pp. 50 020–50 040.
- [38] H. Du, R. Zhang, Y. Liu, J. Wang, Y. Lin, Z. Li, D. Niyato, J. Kang, Z. Xiong, S. Cui, B. Ai, H. Zhou, and D. I. Kim, "Enhancing Deep Reinforcement Learning: A Tutorial on Generative Diffusion Models in Network Optimization," *IEEE Communications Surveys & Tutorials*, pp. 1–1, 2024.
- [39] R. Liang, B. Yang, Z. Yu, B. Guo, X. Cao, M. Debbah, H. V. Poor, and Y. Chau, "DiffSG: A Generative Solver for Network Optimization with Diffusion Model," 2024. [Online]. Available: <https://arxiv.org/abs/2408.06701>
- [40] J. Wang, H. Du, Y. Liu, G. Sun, D. Niyato, S. Mao, D. I. Kim, and X. Shen, "Generative AI based Secure Wireless Sensing for ISAC Networks," 2024. [Online]. Available: <https://arxiv.org/abs/2408.11398>
- [41] G. Sun, W. Xie, D. Niyato, F. Mei, J. Kang, H. Du, and S. Mao, "Generative AI for Deep Reinforcement Learning: Framework, Analysis, and Use Cases," 2024. [Online]. Available: <https://arxiv.org/abs/2405.20568>
- [42] H. Du, Z. Li, D. Niyato, J. Kang, Z. Xiong, H. Huang, and S. Mao, "Diffusion-Based Reinforcement Learning for Edge-Enabled AI-Generated Content Services," *IEEE Transactions on Mobile Computing*, vol. 23, no. 9, pp. 8902–8918, 2024.
- [43] Y. Liu, H. Du, D. Niyato, J. Kang, Z. Xiong, D. I. Kim, and A. Jamalipour, "Deep Generative Model and Its Applications in Efficient Wireless Network Management: A Tutorial and Case Study," *IEEE Wireless Communications*, vol. 31, no. 4, pp. 199–207, 2024.
- [44] E. Yaacoub and Z. Dawy, "A survey on uplink resource allocation in OFDMA wireless networks," *IEEE Communications Surveys & Tutorials*, vol. 14, no. 2, pp. 322–337, 2011.
- [45] M. Salem, A. Adinoyi, M. Rahman, H. Yanikomeroglu, D. Falconer, Y.-D. Kim, E. Kim, and Y.-C. Cheong, "An overview of radio resource management in relay-enhanced OFDMA-based networks," *IEEE Communications Surveys & Tutorials*, vol. 12, no. 3, pp. 422–438, 2010.
- [46] X. Chen, "Decentralized computation offloading game for mobile cloud computing," *IEEE Transactions on Parallel and Distributed Systems*, vol. 26, no. 4, pp. 974–983, 2014.
- [47] T. D. Burd and R. W. Brodersen, "Processor design for portable systems," *Journal of VLSI signal processing systems for signal, image and video technology*, vol. 13, no. 2, pp. 203–221, 1996.
- [48] L. Beal, D. Hill, R. Martin, and J. Hedengren, "GEKKO Optimization Suite," *Processes*, vol. 6, no. 8, p. 106, 2018.
- [49] R. Qiu, Z. Sun, and Y. Yang, "DIMES: A Differentiable Meta Solver for Combinatorial Optimization Problems," in *Proceedings of Neural Information Processing Systems*, vol. 35, 2022, pp. 25 531–25 546.
- [50] J. G. Saw, M. C. Yang, and T. C. Mo, "Chebyshev inequality with estimated mean and variance," *The American Statistician*, vol. 38, no. 2, pp. 130–132, 1984.
- [51] D. Kingma and R. Gao, "Understanding Diffusion Objectives as the ELBO with Simple Data Augmentation," in *Proceedings of Neural Information Processing Systems*, vol. 36, 2023, pp. 65 484–65 516.
- [52] D. Kingma, T. Salimans, B. Poole, and J. Ho, "Variational Diffusion Models," in *Proceedings of Neural Information Processing Systems*, vol. 34, 2021, pp. 21 696–21 707.
- [53] E. Hoogeboom, D. Nielsen, P. Jaini, P. Forré, and M. Welling, "Argmax Flows and Multinomial Diffusion: Learning Categorical Distributions," in *Proceedings of Neural Information Processing Systems*, vol. 34, 2021, pp. 12 454–12 465.
- [54] T. Chen, R. Zhang, and G. Hinton, "Analog bits: Generating discrete data using diffusion models with self-conditioning," *arXiv preprint arXiv:2208.04202*, 2022.
- [55] C. K. Joshi, Q. Cappart, L.-M. Rousseau, and T. Laurent, "Learning the travelling salesperson problem requires rethinking generalization," *Constraints*, vol. 27, no. 1, pp. 70–98, 2022.
- [56] V. P. Dwivedi, C. K. Joshi, A. T. Luu, T. Laurent, Y. Bengio, and X. Bresson, "Benchmarking graph neural networks," *MIT Press Journal of Machine Learning Research*, vol. 24, no. 43, pp. 1–48, 2023.
- [57] X. Guo and L. Zhao, "A systematic survey on deep generative models for graph generation," *IEEE Transactions on Pattern Analysis and Machine Intelligence*, vol. 45, no. 5, pp. 5370–5390, 2022.
- [58] L. Liu, Y. Li, Z. Kuang, J.-H. Xue, Y. Chen, W. Yang, Q. Liao, and W. Zhang, "Towards Impartial Multi-task Learning," in *Proceedings of International Conference on Learning Representations*, 2021.
- [59] T. Yu, S. Kumar, A. Gupta, S. Levine, K. Hausman, and C. Finn, "Gradient Surgery for Multi-Task Learning," in *Proceedings of Neural Information Processing Systems*, vol. 33, 2020, pp. 5824–5836.
- [60] Z. Chen, J. Ngiam, Y. Huang, T. Luong, H. Kretschmar, Y. Chai, and D. Anguelov, "Just Pick a Sign: Optimizing Deep Multitask Models with Gradient Sign Dropout," in *Proceedings of Neural Information Processing Systems*, vol. 33, 2020, pp. 2039–2050.
- [61] H. Go, Y. Lee, S. Lee, S. Oh, H. Moon, and S. Choi, "Addressing Negative Transfer in Diffusion Models," in *Proceedings of Neural Information Processing Systems*, vol. 36, 2023, pp. 27 199–27 222.
- [62] H. Ye and D. Xu, "DiffusionMTL: Learning Multi-Task Denoising Diffusion Model from Partially Annotated Data," in *Proceedings of IEEE/CVF Computer Vision and Pattern Recognition Conference*, 2024, pp. 27 960–27 969.
- [63] H. He, C. Bai, K. Xu, Z. Yang, W. Zhang, D. Wang, B. Zhao, and X. Li, "Diffusion Model is an Effective Planner and Data Synthesizer for Multi-Task Reinforcement Learning," in *Proceedings of Neural Information Processing Systems*, vol. 36, 2023, pp. 64 896–64 917.
- [64] J. Song, C. Meng, and S. Ermon, "Denoising Diffusion Implicit Models," in *Proceedings of International Conference on Learning Representations*, 2021.