

Boundary anomaly detection in two-dimensional subsystem symmetry-protected topological phases

Ke Ding,¹ Hao-Ran Zhang,¹ Bai-Ting Liu,¹ and Shuo Yang^{1,2,3,*}

¹*State Key Laboratory of Low-Dimensional Quantum Physics,
Department of Physics, Tsinghua University, Beijing 100084, China*

²*Frontier Science Center for Quantum Information, Beijing, China*

³*Hefei National Laboratory, Hefei 230088, China*

We develop a method to detect quantum anomalies in systems with subsystem symmetry, building on the concept of anomaly indicators. This approach allows us to distinguish different subsystem symmetry-protected topological (SSPT) phases and uncover new ones. Using numerical simulations, we demonstrate the power of this method by identifying strong and weak $Z_2^x \times Z_2^y$ SSPT phases in a tunable tensor network state. Our analysis reveals an intrinsic Z_2 SSPT phase characterized by its degenerate entanglement spectrum. Furthermore, we extend the anomaly indicator to mixed-state density matrices and show that quantum anomalies of subsystem symmetry can persist under both uniform and alternating disorders. This finding establishes a connection between boundary quantum anomalies in pure and mixed states. Our work provides a comprehensive framework for detecting and constructing topological quantum phases protected by subsystem symmetries, offering new insights into these exotic quantum phases.

CONTENTS

I. Introduction	1	B. Extract mixed anomaly from local boundary Hilbert space	17
II. Boundary anomaly detection of subsystem symmetries	2	C. Numerical calculation of $Q(g^{[y]}, f^{[y+1]})$	21
A. Boundary anomaly of SSPT phases	2	D. Tensor network representation of 2D cluster state	21
B. Anomaly indicator in terms of tensor networks	3	E. Mixed-state anomaly detection from twisted sector density matrix	24
C. Entanglement spectrum and edge theory	5		
III. Mixed anomaly of strong SSPT phases	5		
A. $Z_2^x \times Z_2^y$ SSPT phase	5		
B. Mixed anomaly detection	6		
IV. Mixed anomaly of intrinsic SSPT phases	7		
A. Intrinsic Z_2 SSPT wave function	7		
B. Mixed anomaly detection	8		
V. Mixed-state anomaly of ASSPT phases	8		
A. Anomaly indicator of average symmetries	9		
B. Average subsystem symmetry	9		
1. Uniform average subsystem symmetry	9		
2. Alternating average subsystem symmetry	11		
C. Mixed-state anomaly detection	12		
VI. Conclusion and Discussion	13		
Acknowledgments	14		
References	14		
A. Anomaly inflow of global symmetries	17		

I. INTRODUCTION

Global symmetry plays a crucial role in the classification of topological quantum matter, enabling even short-range entangled (SRE) wave functions to exhibit nontrivial topological features [1–7]. A prominent example is the spin-1 Haldane chain, where global time-reversal symmetry protects its boundary degeneracy [8]. Similarly, gapless edge modes in topological insulators are protected by both global time-reversal and charge-conservation symmetries [9, 10]. These novel features reflect the 't Hooft anomaly in the boundary Hilbert space [11–14]. The Li-Haldane conjecture [15] further shows that the entanglement properties of the bulk state lead to quantum anomalies on the boundary.

Given that tensor networks capture the entanglement features of quantum many-body wave functions [16–25], they are naturally used to characterize boundary quantum anomalies [26–32]. The tensor equation of the symmetric wave function provides the action of symmetry groups in the virtual space, allowing for direct identification of the boundary quantum anomalies. Tensor networks offer a powerful platform for detecting and classifying topological quantum phases [7, 33–42] as well as characterizing phase transitions between different quantum phases [43–49].

* shuoyang@tsinghua.edu.cn

Recent research has revealed that 't Hooft anomalies also arise in quantum many-body wave functions with subsystem symmetries [50–53]. These subsystem symmetries are characterized by charges localized within rigid subregions of the lower-dimensional systems. Investigations from both quantum field theory [52–56] and lattice models [50, 51, 57–60] have explored the quantum anomalies of these subsystem symmetries, uncovering their potential to construct higher-order gapless modes [52, 61–64]. Furthermore, studies on the two-dimensional (2D) cluster state, which is characterized by a $Z_2^T \times Z_2^S$ subsystem symmetry, have demonstrated its ability to host universal computational resources [65–68]. This finding has significantly improved our understanding of measurement-based quantum computation (MBQC) [69].

Despite this progress, detecting boundary anomalies of subsystem symmetries in general wave functions remains an unresolved problem. Although spurious topological entanglement entropy can identify nontrivial subsystem symmetry-protected topological (SSPT) phases [24, 57, 70], it is insufficient to distinguish different nontrivial SSPT phases. A detailed analysis of the subsystem symmetry operators within the boundary space is required to make such distinctions [50, 51].

To address this issue, we extend the concept of anomaly indicator based on matrix product state (MPS) [30, 31, 71] to subsystem symmetries. The topological invariant of the SSPT phase can be obtained by calculating the subsystem symmetry charge of the twisted sector state. This approach enables us to characterize the mixed anomaly of strong $Z_2^T \times Z_2^S$ SSPT phases, which is consistent with the boundary anomaly characterized by the effective boundary Hamiltonian. We further identify an intrinsic Z_2 SSPT phase and detect its mixed anomaly from both the bulk invariant and boundary spectrum perspectives. Our method is also extended to mixed-state density matrices with average subsystem symmetries. By calculating the anomaly indicator for various lattice models, we uncover the connection between boundary anomalies in closed and open quantum systems.

This paper is organized as follows. In Sec. II, we revisit the SSPT phases and propose different methods to detect boundary anomalies of subsystem symmetries. In Sec. III, we construct a tunable tensor to detect the quantum anomaly of the strong and weak $Z_2^T \times Z_2^S$ SSPT phases. In Sec. IV, we identify an intrinsic SSPT phase without a weak counterpart and characterize this topological phase through the anomaly indicator and the entanglement spectrum. In Sec. V, we find two distinct types of average subsystem symmetry-protected topological (AS-SPT) phases and discuss how to extract their mixed-state quantum anomalies of average subsystem symmetry. Our research provides a general formalism for detecting and constructing topological quantum matter protected by subsystem symmetries.

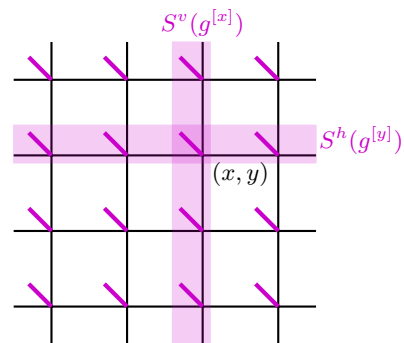


FIG. 1. Linear subsystem symmetry transformations $S^v(g^{[x]})$ and $S^h(g^{[y]})$ on a 2D square lattice.

II. BOUNDARY ANOMALY DETECTION OF SUBSYSTEM SYMMETRIES

This section provides a concise review of SSPT phases and presents our approach to detecting boundary anomalies from the bulk topological invariant and the boundary entanglement spectrum. We also propose that the subsystem symmetry charge of the twisted sector state can serve as an anomaly indicator for these SSPT phases.

A. Boundary anomaly of SSPT phases

A nontrivial symmetry-protected topological (SPT) phase is an SRE state that cannot be adiabatically deformed into a trivial product state through G -symmetric finite-depth local unitary circuits [3]. The classification of d -dimensional SPT phases protected by bosonic symmetry G is given by the group cohomology $\mathcal{H}^{d+1}[G, U(1)]$ [3]. This classification aligns with the classification of quantum anomalies present in the d -dimensional boundary Hilbert space, which has been established through the *anomaly inflow* mechanism briefly reviewed in App. A. This mechanism has been generalized to systems with subsystem symmetry in Ref. [53], where the 't Hooft anomaly of a subsystem symmetry is canceled by the bulk theory of a nontrivial SSPT phase in one higher dimension.

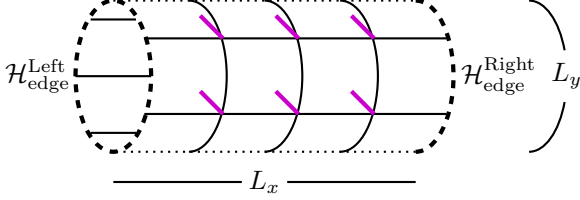
We aim to develop a numerical method to detect the boundary anomaly of subsystem symmetries directly from the bulk SSPT tensor wave function. To this end, we consider a projected entangled-pair state (PEPS) representation of the SSPT state on a $L_x \times L_y$ square lattice with open boundary condition, as shown in Fig. 1. The total linear subsystem symmetries are denoted by the large group $G = G_v \times G_h = \prod_{x=1}^{L_x} G_s^{[x]} \times \prod_{y=1}^{L_y} G_s^{[y]}$, where the subsystem symmetries are uniformly described by the group $G_s = \{g, f, \dots\}$. We denote the group elements associated with the x -th column and y -th row as $g^{[x]} \in G_s^{[x]}$ and $g^{[y]} \in G_s^{[y]}$, respectively. As illustrated in Fig. 1, the subsystem symmetry transformations labeled

by $g^{[x]}$ and $g^{[y]}$ are defined within the physical space by unitary operators

$$S^v(g^{[x]}) = \prod_y U_{x,y}(g^{[x]}), \quad S^h(g^{[y]}) = \prod_x U_{x,y}(g^{[y]}). \quad (1)$$

Here, $U_{x,y}$ is a local unitary operator within the physical local Hilbert space $\mathcal{H}_{x,y}$. In the following, we refer to $S^v(g^{[x]})$ and $S^h(g^{[y]})$ as vertical and horizontal linear subsystem symmetry transformation operators.

To investigate the boundary anomaly of the SSPT phase, we need to glue the boundaries at $y = 0$ and $y = L_y$ of the $L_x \times L_y$ square grid as



Since the bulk wave function is symmetric, we map the subsystem symmetry operator $S^h(g^{[y]})$ with $g^{[y]} \in G_s^{[y]}$ to the boundary Hilbert space $\mathcal{H}_{\text{edge}}^{\text{Left}} \otimes \mathcal{H}_{\text{edge}}^{\text{Right}}$ as

$$S^h(g^{[y]})|\psi\rangle = W^{\text{Left}}(g^{[y]})W^{\text{Right}}(g^{[y]})|\psi\rangle. \quad (2)$$

We note that $W^{\text{Right}}(g^{[y]})$ ($W^{\text{Left}}(g^{[y]})$) forms a group representation of G_h within the right (left) boundary Hilbert space $\mathcal{H}_{\text{edge}}^{\text{Right}}$ ($\mathcal{H}_{\text{edge}}^{\text{Left}}$), which is denoted by the thick dashed line of the cylinder. The boundary anomaly associated with G_h is encoded within the factor system $\omega(g^{[y_1]}, f^{[y_2]})$ of the boundary symmetry operators defined as [6, 7, 51]

$$\begin{aligned} & W^{\text{Right}}(g^{[y_1]})W^{\text{Right}}(f^{[y_2]}) \\ &= \omega(g^{[y_1]}, f^{[y_2]})W^{\text{Right}}(g^{[y_1]}f^{[y_2]}). \end{aligned} \quad (3)$$

By reordering the symmetry operators associated with $g^{[y_1]}$ and $f^{[y_2]}$, we have

$$\begin{aligned} & W^{\text{Right}}(f^{[y_2]})W^{\text{Right}}(g^{[y_1]}) \\ &= \omega(f^{[y_2]}, g^{[y_1]})W^{\text{Right}}(f^{[y_2]}g^{[y_1]}). \end{aligned} \quad (4)$$

Considering G_s as a finite Abelian group, the commutativity between $f^{[y_2]}$ and $g^{[y_1]}$ ensures that

$$W^{\text{Right}}(g^{[y_1]}f^{[y_2]}) = W^{\text{Right}}(f^{[y_2]}g^{[y_1]}). \quad (5)$$

Combining Eqs. (3), (4) and (5), we have

$$\begin{aligned} & W^{\text{Right}}(g^{[y_1]})W^{\text{Right}}(f^{[y_2]}) \\ &= \phi(g^{[y_1]}, f^{[y_2]})W^{\text{Right}}(f^{[y_2]}g^{[y_1]}), \end{aligned} \quad (6)$$

where the phase factor

$$\phi(g^{[y_1]}, f^{[y_2]}) = \frac{\omega(g^{[y_1]}, f^{[y_2]})}{\omega(f^{[y_2]}, g^{[y_1]})} \quad (7)$$

represents the topological invariant of the wave function [34, 71].

In the following discussion, we introduce two constraints on subsystem symmetries:

- The boundary operator $W^{\text{Left/Right}}(g^{[y]})$ at y -th row acts solely within the adjacent local boundary spaces $\mathcal{H}_{\text{edge},y}^{\text{Left/Right}} \otimes \mathcal{H}_{\text{edge},y+1}^{\text{Left/Right}}$.
- The boundary operator can be decomposed into the tensor product of the operators in two local boundary spaces, i.e., $W^{\text{Right}}(g^{[y]}) = V_y(g^{[y]})V_{y+1}(g^{[y]})$ and $W^{\text{Left}}(g^{[y]}) = V_y^{-1}(g^{[y]})V_{y+1}^{-1}(g^{[y]})$.

Based on the above two constraints, mixed quantum anomalies exist only in adjacent subsystems. Namely, $\phi(g^{[y_1]}, f^{[y_2]}) = 1$ if $|y_1 - y_2| > 1$. In App. B, we discuss the specific forms of $\phi(g^{[y_1]}, f^{[y_2]})$ for the cases with $|y_1 - y_2| > 1$, $|y_1 - y_2| = 0$, and $|y_1 - y_2| = 1$. Given the system is translational invariant in both x and y directions, Eq. (2) can be expressed as the following tensor equation

$$U_{x,y} \begin{array}{c} \text{---} \\ \text{---} \\ \text{---} \end{array} = W^{\text{Left}} \left\{ \begin{array}{c} \text{---} \\ \text{---} \\ \text{---} \end{array} \right\} W^{\text{Right}} \quad (8)$$

where $(g^{[y]})$ is omitted for simplicity. The quantum anomaly $\phi(g^{[y_1]}, f^{[y_2]})$ can be extracted from the group representation W^{Right} using Eq. (6) and Eq. (8). Given the extensibility of subsystem symmetries, the number of equivalence classes in $\mathcal{H}^2[G_h, U(1)]$ may increase with system size L_y . To eliminate redundancy in classification, Ref. [51] introduces an additional equivalence relation. Specifically, SSPT phases that can be deformed into each other via stacking of lower-dimensional SPT phases are considered to be in the same equivalence class. Based on this definition, SSPT phases are categorized into two distinct types: *weak SSPT phases* and *strong SSPT phases*. Weak SSPT phases can be trivialized via stacking lower-dimensional SPT phases, with their boundary anomaly existing only within each subsystem labeled by $\phi(g^{[y]}, f^{[y]})$. The strong SSPT phase is characterized by the mixed quantum anomaly of two adjacent subsystem symmetries, labeled by $\phi(g^{[y]}, f^{[y+1]})$.

In this paper, we introduce the concept of an *intrinsic SSPT phase* to denote the strong SSPT phase that lacks a weak counterpart. In Sec. IV, we construct and investigate the properties of intrinsic SSPT phases, taking Z_2 subsystem symmetry as an example.

B. Anomaly indicator in terms of tensor networks

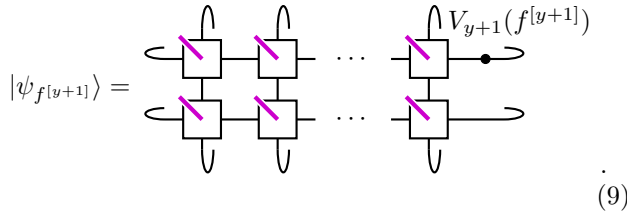
In this section, we extend the anomaly indicator for global symmetries, which is formulated using MPS representation [30, 31, 71], to systems with linear subsystem

Topological phase	Symmetry group	Topological invariant	Anomaly indicator
1D SPT	G	$\phi(g, f)$	$Q(g, f)$
1D ASPT	$\mathcal{G} \times \mathcal{K}$	$\phi(g, \tilde{g})$ $\phi(k, \tilde{g})$	$Q^{\text{ave}}(g, \tilde{g})$ $Q^{\text{exa}}(k, \tilde{g})$
2D SSPT	$G_h = \prod_y G_s^{[y]}$	$\phi(g^{[y]}, f^{[y+1]})$ $\phi(g^{[y]}, f^{[y]})$	$Q(g^{[y]}, f^{[y+1]})$ $Q(g^{[y]}, f^{[y]})$
2D uniform ASSPT	$\mathcal{G}_h = \prod_y \mathcal{G}_s^{[y]} \times \mathcal{K}_s^{[y]}$	$\phi(g^{[y]}, \tilde{g}^{[y+1]})$ $\phi(k^{[y]}, \tilde{g}^{[y+1]})$	$Q^{\text{ave}}(g^{[y]}, \tilde{g}^{[y+1]})$ $Q^{\text{exa}}(k^{[y]}, \tilde{g}^{[y+1]})$
2D alternating ASSPT	$\mathcal{G}_h = \prod_y \mathcal{G}_s^{[2y]} \times \mathcal{K}_s^{[2y+1]}$	$\phi(g^{[2y]}, k^{[2y+1]})$ $\phi(k^{[2y-1]}, g^{[2y]})$	$Q^{\text{ave}}(g^{[2y]}, k^{[2y+1]})$ $Q^{\text{exa}}(k^{[2y-1]}, g^{[2y]})$

TABLE I. Anomaly indicator of distinct SRE topological phases. $G_s^{[y]}$ represents the subsystem symmetry group for the y -th row. Mixed-state symmetries are denoted in calligraphic font, while pure-state symmetries are in italic font. The average symmetry is labeled by \mathcal{G} and exact symmetry by \mathcal{K} . General group elements of ASPT phases are represented as $\tilde{g} = (g, k)$ in $\mathcal{G} \times \mathcal{K}$. The forms of Q^{ave} and Q^{exa} for the mixed-state density matrices are given in Eqs. (47) and (49).

symmetries. We then discuss how to apply this approach to identify mixed anomalies in strong SSPT phases.

Let us start with the SSPT tensor wave function $|\psi\rangle$ on a cylinder with $L_y = 2$. We construct a twisted sector state $|\psi_{f^{[y+1]}}\rangle$ by inserting a 0-dimensional symmetry defect $V_{y+1}(f^{[y+1]})$ at the virtual bond of the tensor wave function with periodic boundary condition

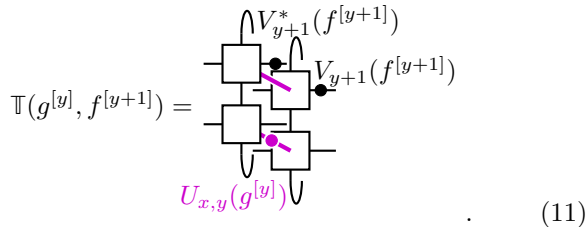


$$|\psi_{f^{[y+1]}}\rangle = \dots \quad (9)$$

The mixed anomaly between the adjacent subsystem symmetries $\mathcal{G}_s^{[y]} \times \mathcal{G}_s^{[y+1]}$ for $|\psi\rangle$ is detected using the symmetry charges of the twisted sector state

$$Q(g^{[y]}, f^{[y+1]}) = \frac{\langle \psi_{f^{[y+1]}} | S^h(g^{[y]}) | \psi_{f^{[y+1]}} \rangle}{\langle \psi_{f^{[y+1]}} | \psi_{f^{[y+1]}} \rangle}. \quad (10)$$

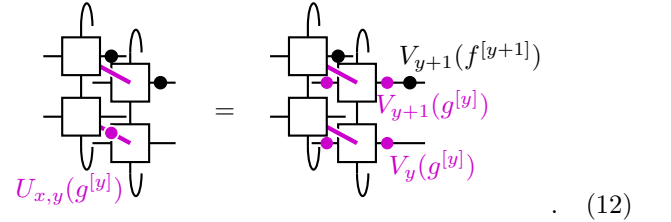
We calculate $Q(g^{[y]}, f^{[y+1]})$ via the spectra of the transfer matrices with $f^{[y+1]}$ symmetry defect



$$\mathbb{T}(g^{[y]}, f^{[y+1]}) = \dots \quad (11)$$

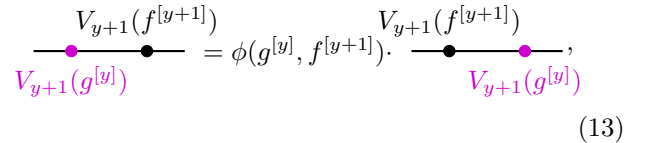
The details of the calculation are provided in App. C. When the system has subsystem symmetries, according

to the tensor equation (8), we have the following transfer matrix equation



$$\dots \quad (12)$$

We denote the group representation of $g^{[y]}$ and $f^{[y+1]}$ in the virtual space by purple and black dots. According to Eq. (B16), reordering the gauge transformation within the virtual bond



$$\dots \quad (13)$$

yields the following equation

$$\mathbb{T}(g^{[y]}, f^{[y+1]}) = \phi(g^{[y]}, f^{[y+1]}) \left(I \otimes W^{\text{Left}}(g^{[y]}) \right) \cdot \mathbb{T}(e, f^{[y+1]}) \cdot \left(I \otimes W^{\text{Right}}(g^{[y]}) \right). \quad (14)$$

According to Eq. (14), the numerator of $Q(g^{[y]}, f^{[y+1]})$ in Eq. (10) can be evaluated with the expression

$$\begin{aligned} & \langle \psi_{f^{[y+1]}} | S^h(g^{[y]}) | \psi_{f^{[y+1]}} \rangle \\ &= \text{Tr}[\mathbb{T}(g^{[y]}, e) \cdots \mathbb{T}(g^{[y]}, e) \mathbb{T}(g^{[y]}, f^{[y+1]})] \\ &= \phi(g^{[y]}, f^{[y+1]}) \cdot \text{Tr}[\mathbb{T}(e, e) \cdots \mathbb{T}(e, e) \mathbb{T}(e, f^{[y+1]})] \\ &= \phi(g^{[y]}, f^{[y+1]}) \langle \psi_{f^{[y+1]}} | \psi_{f^{[y+1]}} \rangle. \end{aligned} \quad (15)$$

This yields the relationship

$$Q(g^{[y]}, f^{[y+1]}) = \phi(g^{[y]}, f^{[y+1]}) \quad (16)$$

for a symmetric subsystem state. It indicates that $Q(g^{[y]}, f^{[y+1]})$ serves as an *anomaly indicator* of the nontrivial strong SSPT phases. When the subsystem of the wave function $|\psi\rangle$ experiences symmetry breaking, $S^h(g^{[y]})$ will flip $|\psi\rangle$ to a different symmetry-broken configuration. Given that distinct symmetry-broken states are mutually orthogonal, the anomaly indicator converges to 0 in the thermodynamic limit as

$$\lim_{L_x \rightarrow \infty} Q(g^{[y]}, f^{[y+1]}) = 0. \quad (17)$$

We further generalize this method to various SRE phases protected by linear subsystem symmetries in both closed and open quantum systems. Our results are summarized in Tab. I. We will delve into the details in the following sections. In Sec. III and IV, we focus on anomaly indicators in SSPT phases and numerically compare them with $\phi(g^{[y]}, f^{[y+1]})$. In Sec. V, we discuss mixed-state quantum anomalies in average symmetry-protected topological (ASPT) phases involving both average and exact symmetries, and identify two distinct types of ASSPT phases.

C. Entanglement spectrum and edge theory

The boundary anomaly of the 1D SPT phases, labeled by the nontrivial elements in $\mathcal{H}^2[G, U(1)]$, can also be detected by the two-fold degeneracy of the entanglement spectrum [16]. Consequently, the entanglement spectrum also serves as a fingerprint for detecting the quantum anomaly of 2D strong SSPT phases in $\mathcal{H}^2[G_h, U(1)]$. We begin by revisiting the method for calculating the entanglement spectrum of 2D tensor wave functions, as proposed in Ref. [17]. We consider a 2D PEPS on a cylinder with circumference L_y and length L_x . The system is cut at the length l , and the tensor wave function is represented as

$$|\psi\rangle = \sum_{I,J} \sum_{\alpha} L_{\alpha}^I R_{\alpha}^J |I, J\rangle. \quad (18)$$

Here, $I = (i_1, \dots, i_{lL_y})$ denotes the physical indices on the left side, and $J = (i_{lL_y+1}, \dots, i_{L_x L_y})$ represents the physical indices on the right side. The virtual indices along the cut line are represented by $\alpha = (\alpha_1, \dots, \alpha_{L_y})$. The reduced density matrix on the left part of the cylinder is [17]

$$\rho_l \propto \sqrt{\sigma_L^T} \sigma_R \sqrt{\sigma_L^T}, \quad (19)$$

where σ_L and σ_R denote the left and right fixed points of the transfer matrix on the cylinder, respectively. This enables us to characterize the energy spectrum of the

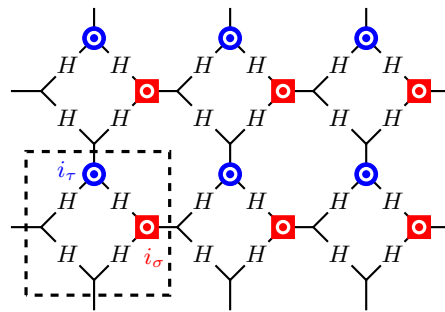


FIG. 2. Tensor network representation of a 2D cluster state. The local tensor $T^{i_{\tau} i_{\sigma}}$ is depicted by the dashed square. The vertex of the PEPS denotes $\delta_{ij_1 \dots j_3}$. The “H” symbol represents the Hadamard gate of the virtual bond.

effective boundary Hamiltonian from the entanglement spectrum of ρ_l [15]. Since linear subsystem symmetry transformations act projectively within the boundary vector space of 2D nontrivial SSPT phases, it is expected that their boundary spectrum would exhibit a scale-dependent degeneracy.

III. MIXED ANOMALY OF STRONG SSPT PHASES

In this section, we apply our method to distinguish the boundary anomalies of strong and weak $Z_2^{\tau} \times Z_2^{\sigma}$ SSPT phases. We provide a brief overview of the 2D cluster state based on the tensor network formalism. Then, we construct a tunable tensor to explore the nontrivial strong and weak SSPT phases with respect to $Z_2^{\tau} \times Z_2^{\sigma}$ subsystem symmetry.

A. $Z_2^{\tau} \times Z_2^{\sigma}$ SSPT phase

A typical example that incorporates the $Z_2^{\tau} \times Z_2^{\sigma}$ subsystem symmetry is the 2D cluster state. We formulate the PEPS representation of the 2D cluster state wave function based on the domain wall decoration structure reviewed in App. D. The PEPS representation is shown in Fig. 2. The linear $Z_2^{\tau} \times Z_2^{\sigma}$ subsystem symmetry operators are defined as

$$\begin{aligned} S^v(g_{\tau}^{[x]}) &= \prod_y \tau_{x,y}^x, & S^v(g_{\sigma}^{[x]}) &= \prod_y \sigma_{x,y}^x, \\ S^h(g_{\tau}^{[y]}) &= \prod_x \tau_{x,y}^x, & S^h(g_{\sigma}^{[y]}) &= \prod_x \sigma_{x,y}^x. \end{aligned} \quad (20)$$

The local tensor $T^{i_{\tau} i_{\sigma}}$ of the PEPS is provided by

$$T^{i_{\tau} i_{\sigma}} = \text{Hadamard gate of } i_{\tau} \text{ and } i_{\sigma} \text{ legs}, \quad (21)$$

where H represents the Hadamard gate

$$H = \frac{1}{\sqrt{2}} \begin{pmatrix} 1 & 1 \\ 1 & -1 \end{pmatrix}. \quad (22)$$

The blue (red) vertex depicts the delta function $\delta_{i_\tau j_1 \dots j_3}$ ($\delta_{i_\sigma j_1 \dots j_3}$). We derive the local tensor equations of $T^{i_\tau i_\sigma}$ in App. D in detail. The explicit form of the boundary operators W^{Right} are given by

$$\begin{aligned} W^{\text{Right}}(g_\tau^{[y]}) &= Z_{L_x, y} Z_{L_x, y+1}, \\ W^{\text{Right}}(g_\sigma^{[y]}) &= X_{L_x, y}. \end{aligned} \quad (23)$$

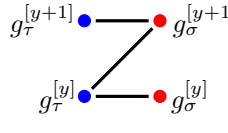
By substituting the specific form of boundary symmetry operators from Eq. (23) to Eq. (6), we obtain the mixed anomaly between adjacent subsystem symmetries

$$\phi(g_\tau^{[y]}, g_\sigma^{[y+1]}) = \frac{\omega(g_\tau^{[y]}, g_\sigma^{[y+1]})}{\omega(g_\sigma^{[y+1]}, g_\tau^{[y]})} = -1. \quad (24)$$

Similarly, the boundary anomaly within a single subsystem is encoded by the anti-commutativity

$$\begin{aligned} W^{\text{Right}}(g_\tau^{[y]}) W^{\text{Right}}(g_\sigma^{[y]}) \\ = \phi(g_\tau^{[y]}, g_\sigma^{[y]}) W^{\text{Right}}(g_\sigma^{[y]}) W^{\text{Right}}(g_\tau^{[y]}), \end{aligned} \quad (25)$$

with $\phi(g_\tau^{[y]}, g_\sigma^{[y]}) = -1$. Since the bulk wave function exhibits translational invariance, we interpret the boundary anomalies through the graphical representation [51]

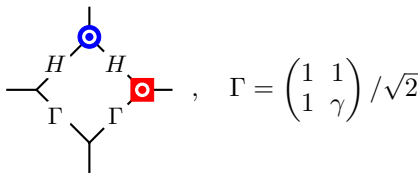


$$(26)$$

The links represent the anti-commutativity between the group representations W^{Right} of distinct group elements in $G_s^{[y]} \times G_s^{[y+1]}$. Different SSPT phases are clearly distinguished by the graphical representations for their projective representations.

B. Mixed anomaly detection

In this section, we apply our method to search for non-trivial topological phases based on a tunable tensor wave function. The explicit structure of the local tensor $T(\gamma)$ is represented graphically as



$$(27)$$

When $\gamma = -1$, T represents the local tensor of 2D cluster state as given by Eq. (21), corresponding to the strong

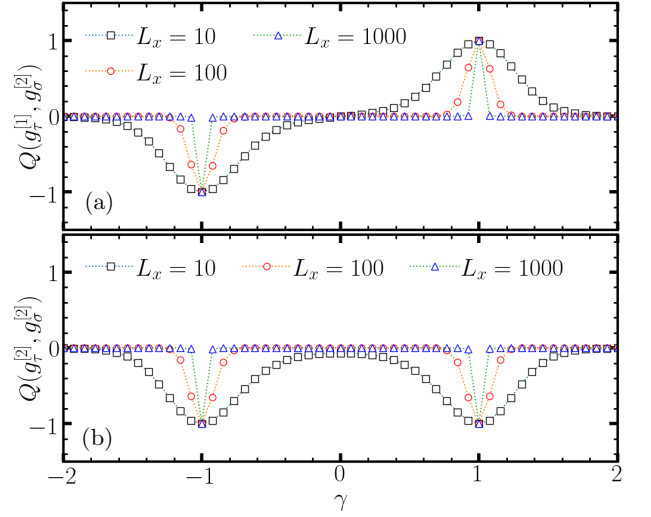
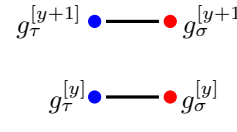


FIG. 3. Mixed anomaly detection for the tunable tensor $T(\gamma)$. Convergence of (a) $Q(g_\tau^{[1]}, g_\sigma^{[2]})$ and (b) $Q(g_\tau^{[2]}, g_\sigma^{[2]})$ with respect to system length L_x .

SSPT phase. When $\gamma = 1$, the system disentangles between different rows, forming parallel 1D cluster chains belonging to the weak SSPT phase. The boundary symmetry operators of $T(\gamma = 1)$ are

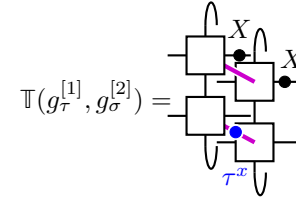
$$W^{\text{Right}}(g_\tau^{[y]}) = Z_{L_x, y}, \quad W^{\text{Right}}(g_\sigma^{[y]}) = X_{L_x, y}. \quad (28)$$

The associated quantum anomaly is expressed graphically as



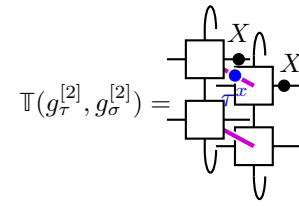
$$(29)$$

To explore these two nontrivial SSPT phases, we vary $\gamma \in [-2, 2]$ and calculate the anomaly indicators Q associated with the transfer matrices



$$(30)$$

and



$$(31)$$

The simulation results are displayed in Fig. 3, which are summarized as

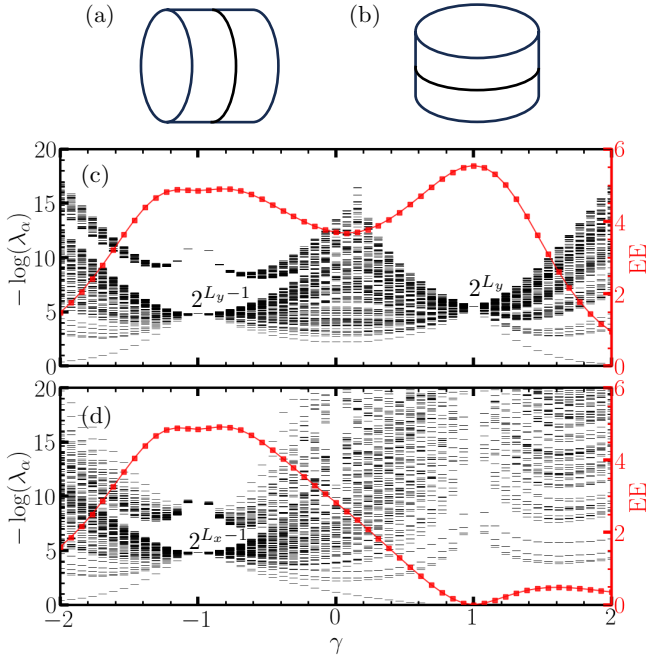


FIG. 4. The entanglement spectrum (ES) and the entanglement entropy (EE) of the reduced density matrix $\rho_l(\gamma)$ on the cylinder along different directions with (a)(c) $L_x = \infty, L_y = 8$ and (b)(d) $L_x = 8, L_y = \infty$.

- $\gamma = -1, Q(g_\tau^{[1]}, g_\sigma^{[2]}) = Q(g_\tau^{[2]}, g_\sigma^{[2]}) = -1$
- $\gamma = 1, Q(g_\tau^{[1]}, g_\sigma^{[2]}) = 1, Q(g_\tau^{[2]}, g_\sigma^{[2]}) = -1$
- $\gamma \neq \pm 1$, the subsystem symmetries are broken in the thermodynamic limit.

This indicates that the system exhibits $Z_2^\sigma \times Z_2^\tau$ subsystem symmetry at $\gamma = \pm 1$, where $\gamma = -1/1$ corresponds to the strong/weak SSPT phase.

We further investigate the entanglement spectrum of $T(\gamma)$ and discuss the effective boundary theory of the SSPT phase. Since the PEPS built from $T(\gamma)$ is inhomogeneous in the vertical and horizontal directions, we characterize the entanglement spectra in two distinct cylinder geometries shown in Fig. 4. The simulations in Fig. 4(c) (Fig. 4(d)) are based on the wave function on a cylinder with $L_y = 8$ ($L_x = 8$) shown in Fig. 4(a) (Fig. 4(b)). The boundary 't Hooft anomaly of the 1D SPT is characterized by the vanishing entanglement gap [16], which is associated with the divergence of the string correlation length [70]. In the SSPT phase, the entanglement spectrum exhibits similar characteristics. As shown in Fig. 4(c), the entanglement spectrum of the tunable tensor remains degenerate at $\gamma = \pm 1$, with the number of degeneracies exponentially increasing with the boundary scale. This implies that each subsystem hosts the long-range string order. For $\gamma = 1$, the entanglement spectrum is fully degenerate, consistent with the energy spectrum of L_y decoupled spin- $\frac{1}{2}$ degrees of freedom. This boundary degeneracy can be lifted by stack-

ing 1D cluster chains and applying symmetric local unitary transformations. When $\gamma = -1$, the spectrum splits into two distinct branches, each branch being 2^{L_y-1} -fold degenerate (with $\lambda_\alpha = 0$ for the higher branch). Our simulation of the cylinder along the vertical direction is shown in Fig. 4(d). We observe that the entanglement gap along the vertical direction disappears at $\gamma = -1$, indicating that the string correlation length diverges only at this point.

IV. MIXED ANOMALY OF INTRINSIC SSPT PHASES

In this section, we identify a nontrivial Z_2 SSPT phase by examining the entanglement spectrum and the anomaly indicator of the wave function. The absence of a weak Z_2 SSPT phase implies that the wave function exhibits mixed quantum anomalies between adjacent subsystems, indicative of an intrinsic SSPT phase.

A. Intrinsic Z_2 SSPT wave function

Considering only mixed anomalies between adjacent subsystems, there are $\mathcal{H}^2[Z_2^{[y]} \times Z_2^{[y+1]}, U(1)] = \mathbb{Z}_2$ different types of boundary anomalies. Given that $\mathcal{H}^2[Z_2, U(1)] = \mathbb{Z}_1$, it is not feasible to construct a weak SSPT phase with decoupled 1D Z_2 -SPT chains. This means that the unique boundary anomaly is encoded in the mixed anomaly $\phi(g^{[y]}, g^{[y+1]}) = -1$, which is visually represented as

$$\begin{array}{c}
 g^{[y+1]} \bullet \\
 | \\
 g^{[y]} \bullet \\
 \cdot
 \end{array}
 \quad (32)$$

We use $g^{[y]}$ and $g^{[y+1]}$ to denote the group generators of $Z_2^{[y]}$ and $Z_2^{[y+1]}$ subsystem symmetries represented by $S^v(g^{[y]}) = \prod_x X_{x,y}$ and $S^v(g^{[y+1]}) = \prod_x X_{x,y+1}$ respectively. By solving the symmetry condition outlined in Eq. (8), we reconstruct a bulk tensor wave function $|\psi_{Z_2}\rangle$ that belongs to the intrinsic Z_2 SSPT phase. The local bulk tensor of $|\psi_{Z_2}\rangle$ is

$$\begin{array}{c}
 T_{Z_2} = \begin{array}{c} | \\ \bullet \\ | \end{array} - \dots - \begin{array}{c} | \\ \bullet \\ | \end{array} + \begin{array}{c} | \\ \bullet \\ | \end{array} \\
 + \begin{array}{c} | \\ \bullet \\ | \end{array} + \begin{array}{c} | \\ \circ \\ | \end{array} + \begin{array}{c} | \\ \circ \\ | \end{array} \\
 + \begin{array}{c} | \\ \circ \\ | \end{array} - \begin{array}{c} | \\ \circ \\ | \end{array} \dots
 \end{array}
 \quad (33)$$

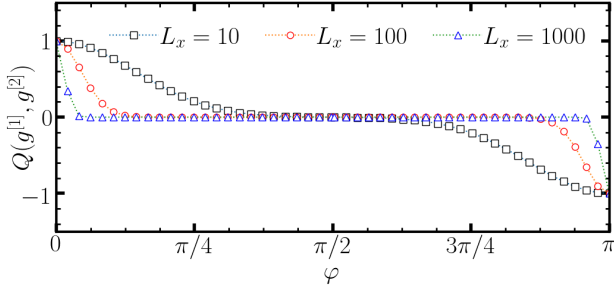


FIG. 5. Mixed anomaly detection of the intrinsic Z_2 SSPT phase. Convergence of $Q(g^{[1]}, g^{[2]})$ with respect to L_x .

Here, the solid and hollow blue balls denote the physical state $|\uparrow\rangle$ and $|\downarrow\rangle$, while solid and dotted lines represent the virtual vectors $|1\rangle$ and $|0\rangle$, respectively.

B. Mixed anomaly detection

The mixed quantum anomaly of the Z_2 subsystem symmetry is characterized by the topological invariant of the wave function. A tunable tensor $T_{Z_2}(\varphi)$ is constructed by modifying the -1 tensor elements of T_{Z_2} as

$$\begin{array}{c} \vdots \\ | \\ \bullet \\ | \\ \vdots \end{array} \dots = \dots \begin{array}{c} | \\ \bullet \\ | \\ \vdots \end{array} = e^{i\varphi}. \quad (34)$$

For $\varphi = (2m+1)\pi$ and $m \in \mathbb{Z}$, the tensor represents a Z_2 subsystem symmetric state, characterized by the mixed anomaly $\phi(g^{[y]}, g^{[y+1]}) = -1$. The boundary symmetry operators are given by

$$W^{\text{Right}}(g^{[y]})|_{\varphi=(2m+1)\pi} = X_{L_x, y} Z_{L_x, y+1}, \quad (35)$$

indicating that

$$\{W^{\text{Right}}(g^{[y]}), W^{\text{Right}}(g^{[y+1]})\}_{\varphi=(2m+1)\pi} = 0. \quad (36)$$

When $\varphi = 2m\pi$, the tensor also preserves the Z_2 subsystem symmetry. However, the boundary symmetry operators form a linear representation of G_h as

$$W^{\text{Right}}(g^{[y]})|_{\varphi=2m\pi} = X_{L_x, y}. \quad (37)$$

To investigate the potential intrinsic SSPT phase within this tunable tensor $T_{Z_2}(\varphi)$, we compute the anomaly indicator $Q(g^{[1]}, g^{[2]})$ associated with the transfer matrix

$$\mathbb{T}(g^{[1]}, g^{[2]}) = \begin{array}{c} \text{Diagram of a transfer matrix with two layers of tensors and indices } X \end{array}. \quad (38)$$

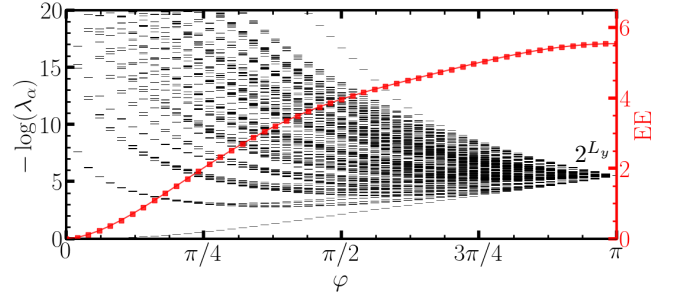


FIG. 6. ES and EE of the reduced density matrix $\rho_l(\varphi)$ on a cylinder with $L_y = 8$. The entanglement gap vanishes at $\varphi = \pi$.

Our simulation results shown in Fig. 5 are summarized by the equation

$$\lim_{L_x \rightarrow \infty} Q(g^{[1]}, g^{[2]}) = \begin{cases} 1, & \varphi = 2m\pi \\ 0, & \varphi \in \bigcup_m (2m\pi, (2m+1)\pi) \\ -1, & \varphi = (2m+1)\pi \end{cases}. \quad (39)$$

We observe $|Q(g^{[1]}, g^{[2]})| = 1$ for $\varphi = n\pi$ and $n \in \mathbb{Z}$, which signifies the restoration of Z_2 subsystem symmetry. In contrast, when φ deviates from $n\pi$, we find $\lim_{L_x \rightarrow \infty} \langle \psi(\varphi) | S^h(g^{[y]}) | \psi(\varphi) \rangle = 0$, indicating the breaking of Z_2 subsystem symmetry.

In addition, we examine the mixed anomaly of subsystem symmetry through the entanglement spectrum and the effective edge theory. The entanglement spectrum of ρ_l on a cylinder is shown in Fig. 6. At $\varphi = 2m\pi$, the spectrum λ_α along the cylinder is given by $\{1, 0, \dots, 0\}$. However, when $\varphi = (2m+1)\pi$, the spectrum exhibits full degeneracy as $\{2^{-L_y}, \dots, 2^{-L_y}\}$, resembling the anomalous boundary of the nontrivial SSPT phase. The closing of the entanglement gap at $\varphi = (2m+1)\pi$ suggests the existence of long-range string order for the Z_2 subsystem symmetry.

Furthermore, we investigate the stability of the topological invariant and the degenerate entanglement spectrum in the intrinsic Z_2 SSPT phase. By applying a subsystem symmetric perturbation

$$U_y^v(\eta) = \prod_x \exp(\eta \cdot X_{x, y}), \quad \eta \in [0, 1] \quad (40)$$

to the 2D intrinsic Z_2 SSPT wave function, we find that $\phi(g^{[y]}, g^{[y+1]})$ remains -1 and the entanglement spectrum remains fully degenerate throughout the nontrivial SSPT phase. Hence, our detection method effectively characterizes the wave function throughout the phase.

V. MIXED-STATE ANOMALY OF ASSPT PHASES

Recent studies have revealed the presence of mixed-state quantum anomalies associated with average sym-

metry [71–79]. In this section, we expand our discussion to include average subsystem symmetry and provide an overview of recent developments. We begin by introducing average symmetry and its characteristics before presenting methods for detecting mixed-state quantum anomalies of both average and exact symmetry in open quantum systems. Subsequently, we propose two scenarios for constructing ASSPT phases in open quantum systems: *uniformly* breaking a subgroup of the subsystem symmetry, and *alternately* breaking the subsystem symmetry. Finally, we demonstrate the effectiveness of our mixed-state anomaly detection technique in 2D uniform ASSPT phases.

A. Anomaly indicator of average symmetries

In this section, we focus on the SRE mixed state ρ , which can be deformed into a pure product state through a finite-depth quantum channel ε

$$\rho = \varepsilon(|0\rangle\langle 0|). \quad (41)$$

The SRE density matrix ρ may display two types of symmetry: average symmetry and exact symmetry. We denote the average symmetry group by \mathcal{G} and the exact symmetry group by \mathcal{K} . The condition for an average symmetry transformation $S(g)$ with $g \in \mathcal{G}$ is given by

$$S(g)\rho S^\dagger(g) = \rho. \quad (42)$$

The exact symmetry condition for $S(k)$ with $k \in \mathcal{K}$ is given by

$$S(k)\rho = e^{i\theta}\rho, \quad \rho S^\dagger(k) = e^{-i\theta}\rho. \quad (43)$$

The total symmetry group $\tilde{\mathcal{G}}$ of the density matrix is constructed via the group extension

$$1 \rightarrow \mathcal{K} \rightarrow \tilde{\mathcal{G}} \rightarrow \mathcal{G} \rightarrow 1, \quad (44)$$

which is uniquely labeled by the 2-cocycle $\nu_2 \in \mathcal{H}^2[\mathcal{G}, \mathcal{K}]$. We consider the case where ν_2 is a trivial 2-cocycle. The general elements of $\tilde{\mathcal{G}}$ are denoted as $\tilde{g} = (g, k) \in \tilde{\mathcal{G}}$. We introduce the following matrix product operator (MPO) representation for the density matrix ρ

$$\rho = \left\langle \left[\text{---} \square \text{---} \right] \cdots \left[\text{---} \square \text{---} \right] \right\rangle. \quad (45)$$

To detect the quantum anomaly of the total symmetry group $\tilde{\mathcal{G}}$, we construct the twisted sector density matrix

$$\rho_{\tilde{g}} = \left\langle \left[\text{---} \square \text{---} \right] \cdots \left[\text{---} \square \text{---} \right] \bullet \right\rangle_{V(\tilde{g})}. \quad (46)$$

The mixed-state anomaly between the exact symmetry $S(k)$ and the 0-dimensional symmetry defect $V(\tilde{g})$ can be

detected from the exact symmetry charge of the twisted sector density matrix

$$Q^{\text{exa}}(k, \tilde{g}) = \frac{\text{Tr}[S(k)\rho_{\tilde{g}}]}{\text{Tr}[\rho_{\tilde{g}}]}, \quad (47)$$

which is calculated with the transfer matrix

$$\mathbb{T}_1(k, \tilde{g}) = \left[\text{---} \square \text{---} \right] \begin{array}{c} \color{magenta} \updownarrow U(k) \\ \bullet \\ \color{magenta} \updownarrow V(\tilde{g}) \end{array}. \quad (48)$$

The mixed-state anomaly associated with the average symmetry g is evaluated using

$$Q^{\text{ave}}(g, \tilde{g}) = \frac{\text{Tr}[S(g)\rho_{\tilde{g}}S^\dagger(g)\rho_{\tilde{g}}]}{\text{Tr}[\rho_{\tilde{g}}^2]}, \quad (49)$$

which is calculated with the transfer matrix

$$\mathbb{T}_2(g, \tilde{g}) = \left[\text{---} \square \text{---} \right] \begin{array}{c} \color{magenta} \updownarrow U(g) \\ \bullet \\ \color{magenta} \updownarrow V(\tilde{g}) \\ \color{magenta} \updownarrow U^\dagger(g) \\ \bullet \\ \color{magenta} \updownarrow V(\tilde{g}) \end{array}. \quad (50)$$

The relationship between the symmetry charge of $\rho_{\tilde{g}}$ and the mixed-state anomaly of ASPT phase is discussed in App. E. The numerical calculations for Q^{exa} and Q^{ave} follow a methodology analogous to that presented in App. C.

B. Average subsystem symmetry

This section shows two approaches for generating a nontrivial ASSPT phase. Using the extensibility of subsystem symmetry, one may break it either *uniformly* or *alternately* to realize an average subsystem symmetry.

1. Uniform average subsystem symmetry

In the first case, the subsystem symmetry $\tilde{\mathcal{G}}_s$ of a pure state SSPT wave function $|\psi_{\text{SSPT}}\rangle$ is considered as a product group $G_s \times K_s$. The total horizontal subsystem symmetry of $|\psi_{\text{SSPT}}\rangle$ is denoted by $G_h = \prod_y G_s^{[y]}$. To prepare an ASSPT phase ρ_{ASSPT} , local disorders are introduced uniformly in the SSPT state, leading to breaking G_s into an average \mathcal{G}_s subsystem symmetry shown in Fig. 7. The total symmetry group of ρ_{ASSPT} is

$$\mathcal{G}_h = \prod_y \tilde{\mathcal{G}}_s^{[y]} = \prod_y (\mathcal{G}_s^{[y]} \times \mathcal{K}_s^{[y]}). \quad (51)$$

where $\mathcal{K}_s^{[y]}$ remains the exact subsystem symmetry within the y -th row.

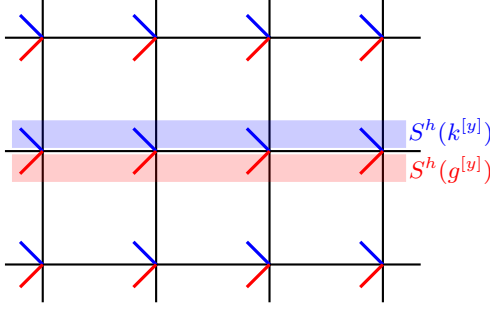


FIG. 7. The $\mathcal{G}_s \times \mathcal{K}_s$ ASSPT phase with uniform disorder. The red lines denote the local disorder that breaks G_s to the average subsystem symmetry \mathcal{G}_s . The exact subsystem symmetry operators $S^h(k^{[y]})$ and average subsystem symmetry operators $S^h(g^{[y]})$ are indicated using blue and red colors, respectively.

To illustrate, we break down the subsystem symmetry of 2D cluster state from Z_2^σ to the average Z_2^σ symmetry by introducing random disorders $\{h_{x,y}^I = \pm 1\}$ at $\sigma_{x,y}^z$ degrees of freedom. Each disordered Hamiltonian H_I is given by

$$\begin{aligned} H_I &= H_0 + H_{\text{dis}}^I \\ H_0 &= - \sum_{x,y} \tau_{x,y}^x \sigma_{x,y}^z \sigma_{x-1,y}^z \sigma_{x,y+1}^z \sigma_{x-1,y+1}^z \\ H_{\text{dis}}^I &= - \sum_{x,y} h_{x,y}^I \sigma_{x,y}^z \end{aligned} \quad (52)$$

The unique ground state of H_I is a fixed domain configuration determined by the local disorder h^I

$$|\psi_I\rangle = \sum_{x,y} |\sigma_{x,y}^z = h_{x,y}^I\rangle |\tau_{x,y}^x = \sigma_{x,y}^z \sigma_{x-1,y}^z \sigma_{x,y+1}^z \sigma_{x-1,y+1}^z\rangle. \quad (53)$$

This wave function can also be realized through imaginary time evolution from a 2D cluster state

$$|\psi_I\rangle = \lim_{\beta \rightarrow \infty} O^I(\beta) |\psi_{\text{cluster}}\rangle, \quad O^I(\beta) = e^{-\beta H_{\text{dis}}^I}, \quad (54)$$

where β is the imaginary time. The mixed state resulting from an equal-weight superposition of all disorder patterns $|\psi_I\rangle$ is given by

$$\rho_{\text{cluster}} = \sum_I \frac{1}{2^N} |\psi_I\rangle \langle \psi_I|. \quad (55)$$

We note that Z_2^σ remains to be the exact subsystem symmetry $S^h(k_\tau^{[y]}) \rho_{\text{cluster}} = \rho_{\text{cluster}} [S^h(k_\tau^{[y]})]^\dagger = \rho_{\text{cluster}}$. Z_2^σ is broken down to the average symmetry as $S^h(g_\sigma^{[y]}) \rho_{\text{cluster}} [S^h(g_\sigma^{[y]})]^\dagger = \rho_{\text{cluster}}$. We represent ρ_{cluster} using a projected entangled-pair density operator (PEPDO) (A_σ, A_τ) based on the domain wall decoration structure. The σ^z domain is mapped to the virtual space via the local tensor

$$A_\sigma = \begin{array}{c} \text{---} \\ \diagup \quad \diagdown \\ \text{---} \\ \vdots \\ \text{---} \\ \diagdown \quad \diagup \\ \text{---} \end{array} = \delta_{i_\sigma k j_1 \dots j_4} \cdot \delta_{\bar{i}_\sigma k \bar{j}_1 \dots \bar{j}_4}, \quad (56)$$

which is composed of two rank-6 tensors

$$\begin{array}{c} \text{---} \\ \diagup \quad \diagdown \\ \text{---} \\ \vdots \\ \text{---} \end{array} = \delta_{i_\sigma k j_1 \dots j_4} \quad \begin{array}{c} \text{---} \\ \diagdown \quad \diagup \\ \text{---} \\ \vdots \\ \text{---} \end{array} = \delta_{\bar{i}_\sigma k \bar{j}_1 \dots \bar{j}_4}. \quad (57)$$

Here, the dotted leg is labeled by the Kraus index $k \in \{0, 1\}$. The local operator A_τ is constructed from the decoration map Eq. (D3)

$$A_\tau = \begin{array}{c} \text{---} \\ \diagup \quad \diagdown \\ \text{---} \\ \vdots \\ \text{---} \end{array} \begin{array}{c} \text{---} \\ \diagdown \quad \diagup \\ \text{---} \\ \vdots \\ \text{---} \end{array}. \quad (58)$$

Applying the deformation in Eq. (D7) to the PEPDO structure, we obtain the local tensor A

$$\begin{array}{c} \text{---} \\ \diagup \quad \diagdown \\ \text{---} \\ \vdots \\ \text{---} \end{array} \begin{array}{c} \text{---} \\ \diagdown \quad \diagup \\ \text{---} \\ \vdots \\ \text{---} \end{array} = \begin{array}{c} i_\tau \\ \text{---} \\ \diagup \quad \diagdown \\ \text{---} \\ \vdots \\ \text{---} \\ \diagdown \quad \diagup \\ \text{---} \\ \bar{i}_\sigma \end{array}. \quad (59)$$

Through the Choi-Jamiolkowski map, ρ_{cluster} is equivalent to a Choi state $|\rho_{\text{cluster}}\rangle\rangle$ within the double Hilbert space $\mathcal{H}_l \otimes \mathcal{H}_r$. The exact and average subsystem symmetries are transformed into the $Z_{2,d}^{\sigma,[y]} \times Z_{2,l}^{\tau,[y]} \times Z_{2,r}^{\tau,[y]}$ subsystem symmetry of the Choi state. We use subscripts l and r to denote symmetry operators acting on the spaces \mathcal{H}_l and \mathcal{H}_r , respectively, and subscript d for diagonal operators in $\mathcal{H}_l \otimes \mathcal{H}_r$. The tensor equation corresponding to the exact subsystem symmetry operator is given by

$$k_{\tau,l}^{[y]} \begin{array}{c} \tau^x \\ \text{---} \\ \diagup \quad \diagdown \\ \text{---} \\ \vdots \\ \text{---} \\ \diagdown \quad \diagup \\ \text{---} \\ I \end{array} \begin{array}{c} \text{---} \\ \diagdown \quad \diagup \\ \text{---} \\ \vdots \\ \text{---} \\ \diagdown \quad \diagup \\ \text{---} \\ I \end{array} = \begin{array}{c} X \\ \text{---} \\ \diagup \quad \diagdown \\ \text{---} \\ \vdots \\ \text{---} \\ \diagdown \quad \diagup \\ \text{---} \\ Z \end{array} \begin{array}{c} \text{---} \\ \diagdown \quad \diagup \\ \text{---} \\ \vdots \\ \text{---} \\ \diagdown \quad \diagup \\ \text{---} \\ Z \end{array}. \quad (60)$$

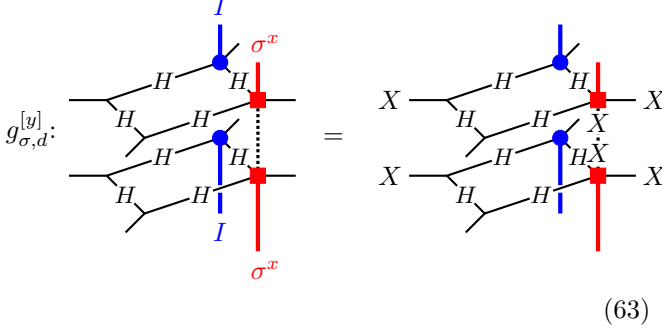
The virtual X operator transforms the adjacent tensor by

$$\begin{array}{c} \text{---} \\ \diagup \quad \diagdown \\ \text{---} \\ \vdots \\ \text{---} \\ \diagdown \quad \diagup \\ \text{---} \\ I \end{array} \begin{array}{c} \text{---} \\ \diagdown \quad \diagup \\ \text{---} \\ \vdots \\ \text{---} \\ \diagdown \quad \diagup \\ \text{---} \\ I \end{array} = \begin{array}{c} X \\ \text{---} \\ \diagup \quad \diagdown \\ \text{---} \\ \vdots \\ \text{---} \\ \diagdown \quad \diagup \\ \text{---} \\ Z \end{array} \begin{array}{c} \text{---} \\ \diagdown \quad \diagup \\ \text{---} \\ \vdots \\ \text{---} \\ \diagdown \quad \diagup \\ \text{---} \\ Z \end{array}. \quad (61)$$

The boundary symmetry operators for exact symmetry are summarized as

$$\begin{aligned} W^{\text{Right}}(k_{\tau,l}^{[y]}) &= Z_{L_x,y} Z_{L_x,y+1} \otimes I, \\ W^{\text{Right}}(k_{\tau,r}^{[y]}) &= I \otimes Z_{L_x,y} Z_{L_x,y+1}. \end{aligned} \quad (62)$$

The tensor equation for the average subsystem symmetry is



$$(63)$$

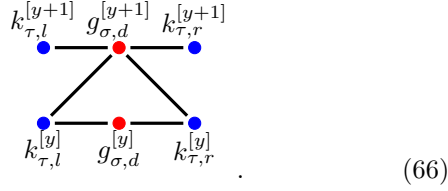
The corresponding boundary operator has the form

$$W^{\text{Right}}(g_{\sigma,d}^{[y]}) = X_{L_x,y} \otimes X_{L_x,y}. \quad (64)$$

Therefore, the mixed anomalies between $S^h(k^{[y]})$ and $S^h(g^{[y+1]})$ are

$$\begin{aligned} \{W^{\text{Right}}(k_{\tau,l}^{[y]}), W^{\text{Right}}(g_{\sigma,d}^{[y+1]})\} &= 0, \\ \{W^{\text{Right}}(k_{\tau,r}^{[y]}), W^{\text{Right}}(g_{\sigma,d}^{[y+1]})\} &= 0, \end{aligned} \quad (65)$$

which is encoded in the graph



$$(66)$$

2. Alternating average subsystem symmetry

In the second case, we construct the ASSPT phase by breaking the subsystem symmetry in an alternating way shown in Fig. 8. Starting from a G_s SSPT wave function $|\psi_{\text{SSPT}}\rangle$, we introduce impurity interactions alternately in even rows to break the horizontal subsystem symmetry group G_s down to \mathcal{G}_s . As a result, the total symmetry group $G_h = \prod_y G_s^{[y]}$ of the SSPT wave function is reduced to

$$\mathcal{G}_h = \prod_y (\mathcal{G}_s^{[2y]} \times \mathcal{K}_s^{[2y+1]}) \quad (67)$$

for the ASSPT density matrix ρ_{ASSPT} . Here, \mathcal{K}_s denotes the exact symmetry of the subsystem in odd rows.

We take $G_s = Z_2$ as an example. Our initial state is an intrinsic Z_2 SSPT wave function $\rho_{\text{SSPT}} = |\psi_{Z_2}\rangle\langle\psi_{Z_2}|$,

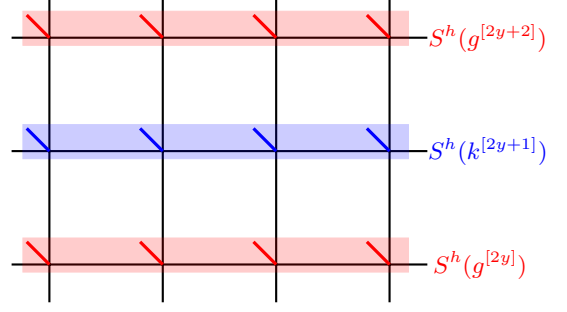


FIG. 8. \mathcal{G}_s ASSPT phase with alternating disorders. The blue and red squares denote the exact subsystem symmetry operators $S^h(k^{[2y+1]})$ and the average subsystem symmetry operators $S^h(g^{[2y]})$, respectively.

with a tensor network representation given by Eq. (33). By introducing random projections

$$O^I(\beta) = \prod_{x,y} e^{-\beta h_{x,2y}^I Z_{x,2y}}, \quad h_{x,2y}^I = \pm 1 \quad (68)$$

to even rows, we explicitly break the $Z_2^{[2y]}$ subsystem symmetry

$$|\psi_{Z_2,I}\rangle = \lim_{\beta \rightarrow \infty} O^I(\beta) |\psi_{Z_2}\rangle. \quad (69)$$

To restore the average subsystem $Z_2^{[2y]}$ symmetry, we consider the statistical ensemble consisting of all possible disorder patterns $\{h_{x,2y}^I = \pm 1\}$

$$\rho_{\text{ASSPT}} = \sum_I \frac{1}{2^N} |\psi_{Z_2,I}\rangle\langle\psi_{Z_2,I}|, \quad (70)$$

where $\frac{1}{2^N}$ represents the uniform statistical probability. We construct the PEPDO representation of the alternating Z_2 ASSPT density matrix ρ_{ASSPT} based on the PEPS representation of the Z_2 SSPT wave function. The local tensors for even rows are fixed by projection operators

$$A_{\text{even}} = \begin{array}{c} \text{---} \\ \text{---} \\ \text{---} \\ \text{---} \end{array}, \quad \text{where } \begin{array}{c} i \\ \text{---} \\ \text{---} \\ \text{---} \\ k \end{array} = T_{Z_2}^i \delta_{ik}. \quad (71)$$

Here, T is the local tensor defined in Eq. (33). We use subscripts i and k to denote physical and Kraus indices. The spin configurations within odd rows are decorated between two adjacent subsystems via the local tensor

$$A_{\text{odd}} = \begin{array}{c} \text{---} \\ \text{---} \\ \text{---} \\ \text{---} \end{array}, \quad \text{where } \begin{array}{c} \text{---} \\ \text{---} \\ \text{---} \end{array} = T_{Z_2}. \quad (72)$$

The exact symmetry operators $S^h(k^{[2y+1]})$ and average symmetry operators $S^h(g^{[2y]})$ of the system are defined

on the subsystems with odd and even indices

$$S^h(k^{[2y+1]}) = \prod_x X_{x,2y+1}, \quad S^h(g^{[2y]}) = \prod_x X_{x,2y}. \quad (73)$$

The local tensor equation for the average subsystem operator in the $2y$ -th row is

$$g_d^{[2y]}: \begin{array}{c} \text{---} \\ | \text{---} X \\ | \text{---} \\ \vdots \\ | \text{---} \\ | \text{---} X \\ \text{---} \end{array} = \begin{array}{c} X \\ | \text{---} X \\ | \text{---} \\ \vdots \\ | \text{---} \\ | \text{---} X \\ X \end{array}. \quad (74)$$

The X operator acting within the vertical virtual space flips A_{odd} in the $(2y+1)$ -th row

$$\begin{array}{c} | \\ | \\ X \\ | \\ X \\ | \end{array} = \begin{array}{c} Z \\ | \\ Z \\ | \\ Z \\ | \end{array}. \quad (75)$$

The tensor equations for exact subsystem symmetry transformations are

$$\begin{array}{c} k_l^{[2y+1]}: \\ k_r^{[2y+1]}: \end{array} \begin{array}{c} X \\ | \text{---} \\ | \text{---} \\ \vdots \\ | \text{---} \\ | \text{---} \\ X \end{array} = \begin{array}{c} X \\ | \text{---} X \\ | \text{---} \\ \vdots \\ | \text{---} \\ | \text{---} X \\ X \end{array}, \quad (76)$$

which transforms A_{even} in the $(2y+2)$ -th row by

$$\begin{array}{c} | \\ | \\ X \\ | \end{array} = \begin{array}{c} | \\ | \\ Z \\ | \end{array} Z, \quad \begin{array}{c} | \\ | \\ X \\ | \end{array} = \begin{array}{c} | \\ | \\ Z \\ | \end{array} Z. \quad (77)$$

By deforming the density matrix into the double Hilbert space, we obtain a double state $|\rho_{\text{ASSPT}}\rangle\rangle$ protected by the group $G_h = \prod_y (Z_{2,d}^{[2y]} \times Z_{2,l}^{[2y+1]} \times Z_{2,r}^{[2y+1]})$. According to the tensor equations above, the boundary operators acting on $|\rho_{\text{ASSPT}}\rangle\rangle$ have the form

$$\begin{aligned} W^{\text{Right}}(k_l^{[2y+1]}) &= X_{L_x,2y+1} Z_{L_x,2y+2} \otimes I, \\ W^{\text{Right}}(k_r^{[2y+1]}) &= I \otimes X_{L_x,2y+1} Z_{L_x,2y+2}, \\ W^{\text{Right}}(g_d^{[2y]}) &= X_{L_x,2y} Z_{L_x,2y+1} \otimes X_{L_x,2y} Z_{L_x,2y+1} \end{aligned} \quad (78)$$

The mixed-state anomalies between $S^h(k^{[2y+1]})$ and $S^h(g^{[2y]})$, $S^h(g^{[2y+2]})$ are given by

$$\begin{aligned} \phi(k_l^{[2y+1]}, g_d^{[2y]}) &= \phi(k_r^{[2y+1]}, g_d^{[2y]}) = -1, \\ \phi(k_l^{[2y+1]}, g_d^{[2y+2]}) &= \phi(k_r^{[2y+1]}, g_d^{[2y+2]}) = -1, \end{aligned} \quad (79)$$

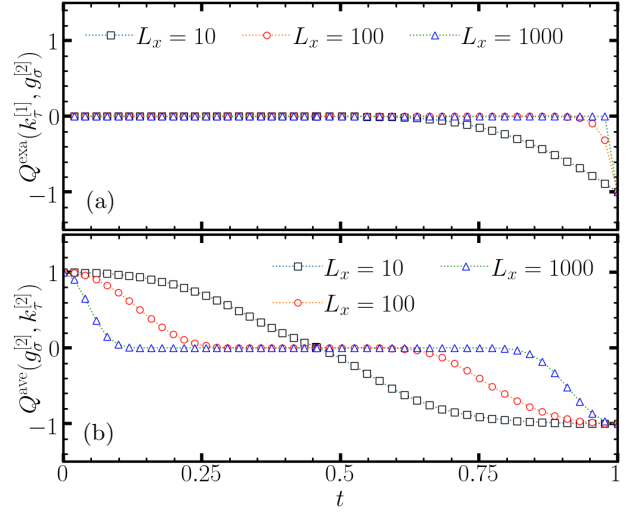


FIG. 9. Mixed-state anomaly detection of the interpolation density matrix $\rho(t)$. Convergence of (a) Q^{exa} and (b) Q^{ave} with respect to L_x .

which is represented by the graph

$$\begin{array}{c} g_d^{[2y+2]} \\ | \text{---} \\ | \text{---} \\ k_l^{[2y+1]} \\ | \text{---} \\ | \text{---} \\ g_d^{[2y]} \\ | \text{---} \\ | \text{---} \\ k_r^{[2y+1]} \end{array}. \quad (80)$$

Although the subsystem symmetry in the even rows is fully broken down to average symmetry, the $\mathcal{K}_s^{[2y+1]}$ subsystem symmetry remains exact. This leads to a mixed anomaly between the subsystem symmetries of odd and even rows. As a result, the system still exhibits nontrivial boundary states.

C. Mixed-state anomaly detection

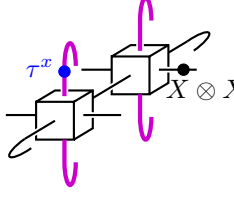
To apply our method to detect the mixed-state anomaly of the average subsystem symmetry, we consider the following density matrix interpolation

$$\rho(t) = t\rho_{\text{cluster}} + (1-t)\rho_{\text{trivial}}, \quad t \in [0, 1]. \quad (81)$$

When $t = 1$, ρ_{cluster} denotes the fixed-point density matrix of the disordered cluster state, which satisfies both average \mathcal{Z}_2^σ symmetry and exact \mathcal{Z}_2^τ symmetry. The boundary operator associated with this symmetry is given by Eqs. (62) and (64). When $t = 0$, all subsystem symmetries of the system are reduced to average symmetries. The density matrix ρ_{trivial} lies in a trivial phase, with the specific form

$$\rho_{\text{trivial}} = \left(\sum_{\{\sigma\}} |\{\sigma\}\rangle \langle \{\sigma\}| \right) \otimes \left(\sum_{\{\tau\}} |\{\tau\}\rangle \langle \{\tau\}| \right), \quad (82)$$

where the summation over $\{\sigma\}$ and $\{\tau\}$ includes all possible spin configurations. We detect the mixed-state quantum anomaly $\phi^{\text{exa}}(k_\tau^{[1]}, g_\sigma^{[2]})$ via the transfer matrix



$$(83)$$

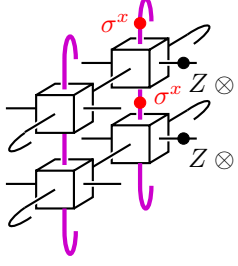
Our numerical results in Fig. 9 show that

$$\lim_{L_x \rightarrow \infty} Q^{\text{exa}}(k_\tau^{[1]}, g_\sigma^{[2]}) = \begin{cases} 0, & 0 \leq t < 1 \\ -1, & t = 1 \end{cases}. \quad (84)$$

Therefore, the exact subsystem symmetry of the interpolation density matrix is summarized as

$$\lim_{L_x \rightarrow \infty} \text{Tr}[S^h(g_\sigma^{[2]})\rho(0)] = \begin{cases} 0, & t \in [0, 1) \\ 1, & t = 1 \end{cases}. \quad (85)$$

The mixed-state anomaly $\phi^{\text{ave}}(g_\sigma^{[2]}, k_\tau^{[2]})$ is extracted from the spectrum of



$$(86)$$

The associated average subsystem symmetry charge is given by

$$\lim_{L_x \rightarrow \infty} Q^{\text{ave}}(g_\sigma^{[2]}, k_\tau^{[2]}) = \begin{cases} 1, & t = 0 \\ 0, & 0 < t < 1, \\ -1, & t = 1 \end{cases}, \quad (87)$$

indicating that $\rho(t)$ restores the average subsystem symmetry at $t = 0$ and $t = 1$. When $t = 0$, the exact symmetry also breaks down to average symmetry. According to the proof in Ref. [72], there is no nontrivial topological phase protected solely by average symmetry. This means that the system resides in a trivial phase. When $t = 1$, the system carries the boundary anomalies labeled by $\phi(g_\sigma^{[2]}, k_\tau^{[2]}) = \phi(k_\tau^{[1]}, g_\sigma^{[2]}) = -1$, indicating that the density matrix is exactly a nontrivial ASSPT phase.

In Fig. 10, we also compute the entanglement spectrum of the density matrix $\rho(t)$ on a cylinder with a circumference of $L_y = 8$. The entanglement gap closes at $t = 1$, indicating a nonzero average value of the string order parameter in the density matrix, which indicates the presence of a nontrivial mixed-state quantum anomaly. The entanglement spectrum exhibits a 2^{L_y-1} -fold degeneracy at $t = 1$, consistent with the anomalous edge theory of the 2D cluster state.

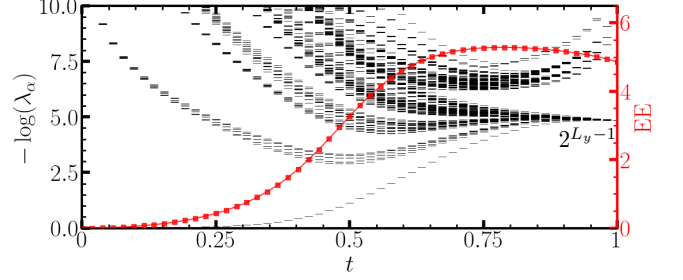


FIG. 10. The ES and the EE of $\rho_t(t)$ for the cylinder with $L_y = 8$. The entanglement gap closes at $t = 1$.

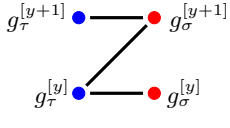
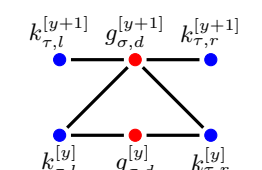
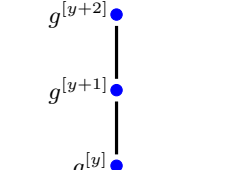
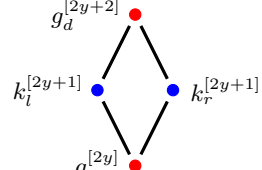
	SSPT phases	ASSPT phases
$G_s = Z_2^x \times Z_2^y$	2D cluster state 	2D disorder cluster state 
$G_s = Z_2$	2D intrinsic SSPT 	2D alternating ASSPT 

FIG. 11. Summary of boundary anomalies in various topological phases. Blue and red dots represent different group generators, while the solid black line indicates anti-commutativity between these generators.

VI. CONCLUSION AND DISCUSSION

In summary, this study showcases the power of tensor network representations in studying 2D strong SSPT phases. By extending the concept of anomaly indicator to subsystem symmetries, we systematically investigate the boundary quantum anomalies of various SSPT wave functions. Our study reveals new insights into strong and weak SSPT phases, including the discovery of an intrinsic SSPT phase and the verification of nontrivial edge theory through numerical simulations. Furthermore, our method has been successfully extended to investigate mixed-state density matrices with average subsystem symmetries, demonstrating the persistence of boundary anomalies in systems with uniform and alternating disorders. This extension also establishes a connection between quantum anomalies in pure and mixed states, as illustrated by Fig. 11. Importantly, we show that the transition from the left to the right side of

this figure can be achieved by duplicating the generators of K_s , which extends the K_s subsystem symmetry to $K_l \times K_r$ within the Choi representation of the mixed-state density matrix. Since the average subsystem symmetry acts diagonally in the doubled Hilbert space, the mixed quantum anomalies for $K_l \times G_d$ and $K_r \times G_d$ are identical.

Our findings have significant implications for studying topological quantum matters protected by foliated subsystem symmetries. Utilizing tensor network formalism enables us to investigate higher-order fractonic topological phases [55, 63, 64, 80], which are a new class of topological insulators. The tunable tensor wave function also facilitates the exploration of quantum phase transitions in these systems, providing valuable insights into their behaviors. Moreover, our tensor representation can be

generalized to 3D systems, allowing us to study the duality between fracton models and planar SSPT phases [81–84]. This has the potential to reveal new aspects of topological physics and provide a deeper understanding of these complex systems.

ACKNOWLEDGMENTS

We thank Frank Pollmann and Yuchen Guo for helpful discussions. This work is supported by the National Natural Science Foundation of China (NSFC) (Grant No. 12475022, No. 12174214, and No. 92065205) and the Innovation Program for Quantum Science and Technology (Grant No. 2021ZD0302100).

-
- [1] X.-G. Wen, Colloquium: Zoo of quantum-topological phases of matter, *Rev. Mod. Phys.* **89**, 041004 (2017).
- [2] Z.-C. Gu and X.-G. Wen, Tensor-entanglement-filtering renormalization approach and symmetry-protected topological order, *Phys. Rev. B* **80**, 155131 (2009).
- [3] X. Chen, Z.-C. Gu, Z.-X. Liu, and X.-G. Wen, Symmetry protected topological orders and the group cohomology of their symmetry group, *Phys. Rev. B* **87**, 155114 (2013).
- [4] X. Chen, Z.-C. Gu, Z.-X. Liu, and X.-G. Wen, Symmetry-Protected Topological Orders in Interacting Bosonic Systems, *Science* **338**, 1604 (2012).
- [5] X. Chen, Y.-M. Lu, and A. Vishwanath, Symmetry-protected topological phases from decorated domain walls, *Nature Communications* **5**, 3507 (2014).
- [6] X. Chen, Z.-C. Gu, and X.-G. Wen, Classification of gapped symmetric phases in one-dimensional spin systems, *Phys. Rev. B* **83**, 035107 (2011).
- [7] N. Schuch, D. Pérez-García, and I. Cirac, Classifying quantum phases using matrix product states and projected entangled pair states, *Phys. Rev. B* **84**, 165139 (2011).
- [8] I. Affleck and E.H. Lieb, A proof of part of haldane’s conjecture on spin chains, *Letters in Mathematical Physics* (1986).
- [9] X.-L. Qi and S.-C. Zhang, Topological insulators and superconductors, *Rev. Mod. Phys.* **83**, 1057 (2011).
- [10] A. Vishwanath and T. Senthil, Physics of three-dimensional bosonic topological insulators: Surface-deconfined criticality and quantized magnetoelectric effect, *Phys. Rev. X* **3**, 011016 (2013).
- [11] X. Chen, Z.-X. Liu, and X.-G. Wen, Two-dimensional symmetry-protected topological orders and their protected gapless edge excitations, *Phys. Rev. B* **84**, 235141 (2011).
- [12] M. Levin and Z.-C. Gu, Braiding statistics approach to symmetry-protected topological phases, *Phys. Rev. B* **86**, 115109 (2012).
- [13] K. Kawagoe and M. Levin, Anomalies in bosonic symmetry-protected topological edge theories: Connection to f symbols and a method of calculation, *Phys. Rev. B* **104**, 115156 (2021).
- [14] J. Garre-Rubio, L. Lootens, and A. Molnár, Classifying phases protected by matrix product operator symmetries using matrix product states, *Quantum* **7**, 927 (2023).
- [15] H. Li and F. D. M. Haldane, Entanglement spectrum as a generalization of entanglement entropy: Identification of topological order in non-abelian fractional quantum hall effect states, *Phys. Rev. Lett.* **101**, 010504 (2008).
- [16] F. Pollmann, A. M. Turner, E. Berg, and M. Oshikawa, Entanglement spectrum of a topological phase in one dimension, *Phys. Rev. B* **81**, 064439 (2010).
- [17] J. I. Cirac, D. Poilblanc, N. Schuch, and F. Verstraete, Entanglement spectrum and boundary theories with projected entangled-pair states, *Phys. Rev. B* **83**, 245134 (2011).
- [18] D. Poilblanc, J. I. Cirac, and N. Schuch, Chiral topological spin liquids with projected entangled pair states, *Phys. Rev. B* **91**, 224431 (2015).
- [19] M. P. Zaletel, R. S. K. Mong, and F. Pollmann, Topological characterization of fractional quantum hall ground states from microscopic hamiltonians, *Phys. Rev. Lett.* **110**, 236801 (2013).
- [20] N. Schuch, D. Poilblanc, J. I. Cirac, and D. Pérez-García, Topological order in the projected entangled-pair states formalism: Transfer operator and boundary hamiltonians, *Phys. Rev. Lett.* **111**, 090501 (2013).
- [21] S. Yang, L. Lehman, D. Poilblanc, K. Van Acoleyen, F. Verstraete, J. I. Cirac, and N. Schuch, Edge theories in projected entangled pair state models, *Phys. Rev. Lett.* **112**, 036402 (2014).
- [22] S. Yang, T. B. Wahl, H.-H. Tu, N. Schuch, and J. I. Cirac, Chiral projected entangled-pair state with topological order, *Phys. Rev. Lett.* **114**, 106803 (2015).
- [23] H.-C. Jiang, Z. Wang, and L. Balents, Identifying topological order by entanglement entropy, *Nature Physics* **8**, 902 (2012).
- [24] L. Zou and J. Haah, Spurious long-range entanglement and replica correlation length, *Phys. Rev. B* **94**, 075151 (2016).
- [25] K. Van Acoleyen, N. Bultinck, J. Haegeman, M. Marien, V. B. Scholz, and F. Verstraete, Entanglement of distillation for lattice gauge theories, *Phys. Rev. Lett.* **117**, 131602 (2016).
- [26] H. He, H. Moradi, and X.-G. Wen, Modular matrices

- as topological order parameter by a gauge-symmetry-preserved tensor renormalization approach, *Phys. Rev. B* **90**, 205114 (2014).
- [27] M. P. Zaletel, Detecting two-dimensional symmetry-protected topological order in a ground-state wave function, *Phys. Rev. B* **90**, 235113 (2014).
- [28] C.-Y. Huang and T.-C. Wei, Detecting and identifying two-dimensional symmetry-protected topological, symmetry-breaking, and intrinsic topological phases with modular matrices via tensor-network methods, *Phys. Rev. B* **93**, 155163 (2016).
- [29] N. Bultinck, R. Vanhove, J. Haegeman, and F. Verstraete, Global anomaly detection in two-dimensional symmetry-protected topological phases, *Phys. Rev. Lett.* **120**, 156601 (2018).
- [30] K. Shiozaki and S. Ryu, Matrix product states and equivariant topological field theories for bosonic symmetry-protected topological phases in (1+1) dimensions, *Journal of High Energy Physics* **2017**, 100 (2017).
- [31] A. Kapustin, A. Turzillo, and M. You, Topological field theory and matrix product states, *Phys. Rev. B* **96**, 075125 (2017).
- [32] W.-T. Xu, T. Rakovszky, M. Knap, and F. Pollmann, Entanglement properties of gauge theories from higher-form symmetries (2024), [arXiv:2311.16235 \[cond-mat.str-el\]](https://arxiv.org/abs/2311.16235).
- [33] N. Schuch, I. Cirac, and D. Pérez-García, PEPS as ground states: Degeneracy and topology, *Annals of Physics* **325**, 2153 (2010).
- [34] F. Pollmann and A. M. Turner, Detection of symmetry-protected topological phases in one dimension, *Phys. Rev. B* **86**, 125441 (2012).
- [35] D. J. Williamson, N. Bultinck, M. Mariën, M. B. Şahinoğlu, J. Haegeman, and F. Verstraete, Matrix product operators for symmetry-protected topological phases: Gauging and edge theories, *Phys. Rev. B* **94**, 205150 (2016).
- [36] N. Bultinck, D. J. Williamson, J. Haegeman, and F. Verstraete, Fermionic matrix product states and one-dimensional topological phases, *Phys. Rev. B* **95**, 075108 (2017).
- [37] S. Jiang and Y. Ran, Anyon condensation and a generic tensor-network construction for symmetry-protected topological phases, *Phys. Rev. B* **95**, 125107 (2017).
- [38] S. Yang, Z.-C. Gu, and X.-G. Wen, Loop optimization for tensor network renormalization, *Phys. Rev. Lett.* **118**, 110504 (2017).
- [39] M. B. Şahinoğlu, D. Williamson, N. Bultinck, M. Mariën, J. Haegeman, N. Schuch, and F. Verstraete, Characterizing Topological Order with Matrix Product Operators, *Annales Henri Poincaré* **22**, 563 (2021).
- [40] Y. Ma, S. Jiang, and C. Xu, Variational tensor wave functions for the interacting quantum spin hall phase, *Phys. Rev. Lett.* **132**, 126504 (2024).
- [41] C. Xu, Y. Ma, and S. Jiang, Unveiling correlated two-dimensional topological insulators through fermionic tensor network states—classification, edge theories and variational wavefunctions, *Reports on Progress in Physics* **87**, 108001 (2024).
- [42] Y. Guo, J.-H. Zhang, S. Yang, and Z. Bi, Locally purified density operators for symmetry-protected topological phases in mixed states (2024), [arXiv:2403.16978 \[cond-mat.str-el\]](https://arxiv.org/abs/2403.16978).
- [43] M. Iqbal, K. Duivenvoorden, and N. Schuch, Study of anyon condensation and topological phase transitions from a z_4 topological phase using the projected entangled pair states approach, *Phys. Rev. B* **97**, 195124 (2018).
- [44] M. Iqbal and N. Schuch, Entanglement order parameters and critical behavior for topological phase transitions and beyond, *Phys. Rev. X* **11**, 041014 (2021).
- [45] F. Pollmann, S. Mukerjee, A. M. Turner, and J. E. Moore, Theory of finite-entanglement scaling at one-dimensional quantum critical points, *Phys. Rev. Lett.* **102**, 255701 (2009).
- [46] Y.-C. He, S. Bhattacharjee, R. Moessner, and F. Pollmann, Bosonic integer quantum hall effect in an interacting lattice model, *Phys. Rev. Lett.* **115**, 116803 (2015).
- [47] L. Vanderstraeten, M. Mariën, J. Haegeman, N. Schuch, J. Vidal, and F. Verstraete, Bridging perturbative expansions with tensor networks, *Phys. Rev. Lett.* **119**, 070401 (2017).
- [48] R.-Z. Huang, L. Zhang, A. M. Läuchli, J. Haegeman, F. Verstraete, and L. Vanderstraeten, Emergent conformal boundaries from finite-entanglement scaling in matrix product states, *Phys. Rev. Lett.* **132**, 086503 (2024).
- [49] L. Haller, W.-T. Xu, Y.-J. Liu, and F. Pollmann, Quantum phase transition between symmetry enriched topological phases in tensor-network states, *Phys. Rev. Res.* **5**, 043078 (2023).
- [50] Y. You, T. Devakul, F. J. Burnell, and S. L. Sondhi, Subsystem symmetry protected topological order, *Phys. Rev. B* **98**, 035112 (2018).
- [51] T. Devakul, D. J. Williamson, and Y. You, Classification of subsystem symmetry-protected topological phases, *Phys. Rev. B* **98**, 235121 (2018).
- [52] T. Devakul, W. Shirley, and J. Wang, Strong planar subsystem symmetry-protected topological phases and their dual fracton orders, *Phys. Rev. Res.* **2**, 012059 (2020).
- [53] F. J. Burnell, T. Devakul, P. Gorantla, H. T. Lam, and S.-H. Shao, Anomaly inflow for subsystem symmetries, *Phys. Rev. B* **106**, 085113 (2022).
- [54] N. Seiberg, Field theories with a vector global symmetry, *SciPost Phys.* **8**, 050 (2020).
- [55] Y. You, F. J. Burnell, and T. L. Hughes, Multipolar topological field theories: Bridging higher order topological insulators and fractons, *Phys. Rev. B* **103**, 245128 (2021).
- [56] H. Casasola, G. Delfino, Y. You, P. F. Bienzobaz, and P. R. S. Gomes, Fractal subsystem symmetries, anomalies, boundaries, and effective field theory (2024), [arXiv:2406.19275 \[cond-mat.str-el\]](https://arxiv.org/abs/2406.19275).
- [57] D. T. Stephen, H. Dreyer, M. Iqbal, and N. Schuch, Detecting subsystem symmetry protected topological order via entanglement entropy, *Phys. Rev. B* **100**, 115112 (2019).
- [58] D. T. Stephen, A. Dua, J. Garre-Rubio, D. J. Williamson, and M. Hermele, Fractionalization of subsystem symmetries in two dimensions, *Phys. Rev. B* **106**, 085104 (2022).
- [59] D. T. Stephen, J. Garre-Rubio, A. Dua, and D. J. Williamson, Subsystem symmetry enriched topological order in three dimensions, *Phys. Rev. Res.* **2**, 033331 (2020).
- [60] J. F. San Miguel, A. Dua, and D. J. Williamson, Bifurcating subsystem symmetric entanglement renormalization in two dimensions, *Phys. Rev. B* **103**, 035148 (2021).
- [61] Y. You, T. Devakul, F. J. Burnell, and T. Neupert, Higher-order symmetry-protected topological states for interacting bosons and fermions, *Phys. Rev. B* **98**, 235102 (2018).

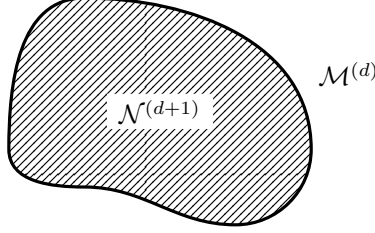
- [62] J. May-Mann, Y. You, T. L. Hughes, and Z. Bi, Interaction-enabled fractonic higher-order topological phases, *Phys. Rev. B* **105**, 245122 (2022).
- [63] J.-H. Zhang, M. Cheng, and Z. Bi, Classification and construction of interacting fractonic higher-order topological phases, *Phys. Rev. B* **108**, 045133 (2023).
- [64] J.-H. Zhang, K. Ding, S. Yang, and Z. Bi, Fractonic higher-order topological phases in open quantum systems, *Phys. Rev. B* **108**, 155123 (2023).
- [65] R. Raussendorf and H. J. Briegel, A one-way quantum computer, *Phys. Rev. Lett.* **86**, 5188 (2001).
- [66] H. J. Briegel, D. E. Browne, W. Dür, R. Raussendorf, and M. V. den Nest, Measurement-based quantum computation, *Nature Physics* **5**, 19 (2009).
- [67] R. Raussendorf, C. Okay, D.-S. Wang, D. T. Stephen, and H. P. Nautrup, Computationally universal phase of quantum matter, *Phys. Rev. Lett.* **122**, 090501 (2019).
- [68] D. T. Stephen, H. P. Nautrup, J. Bermejo-Vega, J. Eisert, and R. Raussendorf, Subsystem symmetries, quantum cellular automata, and computational phases of quantum matter, *Quantum* **3**, 142 (2019).
- [69] T. Devakul and D. J. Williamson, Universal quantum computation using fractal symmetry-protected cluster phases, *Phys. Rev. A* **98**, 022332 (2018).
- [70] D. J. Williamson, A. Dua, and M. Cheng, Spurious topological entanglement entropy from subsystem symmetries, *Phys. Rev. Lett.* **122**, 140506 (2019).
- [71] C. de Groot, A. Turzillo, and N. Schuch, Symmetry Protected Topological Order in Open Quantum Systems, *Quantum* **6**, 856 (2022).
- [72] R. Ma and C. Wang, Average symmetry-protected topological phases, *Phys. Rev. X* **13**, 031016 (2023).
- [73] R. Ma, J.-H. Zhang, Z. Bi, M. Cheng, and C. Wang, Topological phases with average symmetries: the decohered, the disordered, and the intrinsic (2023), [arXiv:2305.16399 \[cond-mat.str-el\]](https://arxiv.org/abs/2305.16399).
- [74] Y. Zang, Y. Gu, and S. Jiang, Detecting quantum anomalies in open systems, *Phys. Rev. Lett.* **133**, 106503 (2024).
- [75] L. A. Lessa, R. Ma, J.-H. Zhang, Z. Bi, M. Cheng, and C. Wang, Strong-to-weak spontaneous symmetry breaking in mixed quantum states (2024), [arXiv:2405.03639 \[quant-ph\]](https://arxiv.org/abs/2405.03639).
- [76] C. Zhang, Y. Xu, J.-H. Zhang, C. Xu, Z. Bi, and Z.-X. Luo, Strong-to-weak spontaneous breaking of 1-form symmetry and intrinsically mixed topological order (2024), [arXiv:2409.17530 \[quant-ph\]](https://arxiv.org/abs/2409.17530).
- [77] Y. Guo, K. Ding, and S. Yang, A new framework for quantum phases in open systems: Steady state of imaginary-time lindbladian evolution (2024), [arXiv:2408.03239 \[quant-ph\]](https://arxiv.org/abs/2408.03239).
- [78] Y. You and M. Oshikawa, Intrinsic mixed-state spt from modulated symmetries and hierarchical structure of anomaly (2024), [arXiv:2407.08786 \[quant-ph\]](https://arxiv.org/abs/2407.08786).
- [79] Y. Guo and S. Yang, Strong-to-weak spontaneous symmetry breaking meets average symmetry-protected topological order (2024), [arXiv:2410.13734 \[cond-mat.str-el\]](https://arxiv.org/abs/2410.13734).
- [80] S. Sun, J.-H. Zhang, Z. Bi, and Y. You, Holographic view of mixed-state symmetry-protected topological phases in open quantum systems (2024), [arXiv:2410.08205 \[quant-ph\]](https://arxiv.org/abs/2410.08205).
- [81] W. Shirley, K. Slagle, and X. Chen, Foliated fracton order from gauging subsystem symmetries, *SciPost Phys.* **6**, 041 (2019).
- [82] M. Pretko, X. Chen, and Y. You, Fracton phases of matter, *International Journal of Modern Physics A* **35**, 2030003 (2020).
- [83] W. Shirley, K. Slagle, and X. Chen, Fractional excitations in foliated fracton phases, *Annals of Physics* **410**, 167922 (2019).
- [84] W. Shirley, K. Slagle, Z. Wang, and X. Chen, Fracton models on general three-dimensional manifolds, *Phys. Rev. X* **8**, 031051 (2018).

Appendix A: Anomaly inflow of global symmetries

The correlation between $(d+1)$ -dimensional SPT phases and d -dimensional 't Hooft anomalies is established by the *anomaly inflow* mechanism. To illustrate this connection, consider a G symmetric quantum system on a d -dimensional spacetime manifold $\mathcal{M}^{(d)}$ coupled to a dynamic gauge field A . In the presence of 't Hooft anomaly, performing gauge transformation introduces a phase ambiguity $\vartheta(g, A)$ to its partition function

$$A \rightarrow A^g : Z_{\mathcal{M}^{(d)}}[A^g] = e^{i\vartheta(g, A)} Z_{\mathcal{M}^{(d)}}[A]. \quad (\text{A1})$$

This phase ambiguity cannot be removed by local counterterms of the background gauge field A , which indicates that gauging the global G symmetry is obstructed. To construct a gauge-invariant partition function, we instead place the d -dimensional quantum system on the boundary of a $(d+1)$ -dimensional SPT phase



Here, we have $\partial\mathcal{N}^{(d+1)} = \partial\mathcal{M}^{(d)}$. The $(d+1)$ -dimensional SPT phase is characterized by the classical field theory $e^{i\int_{\mathcal{N}^{(d+1)}} \omega(A)}$ with background gauge field A . Under a gauge transformation, the bulk theory introduces an opposite phase factor

$$A \rightarrow A^g : e^{i\int_{\mathcal{N}^{(d+1)}} \omega(A^g)} = e^{i\int_{\mathcal{N}^{(d+1)}} \omega(A) - i\vartheta(g, A)}, \quad (\text{A2})$$

making the combination

$$Z_{\partial\mathcal{N}^{(d+1)}}[A] e^{i\int_{\mathcal{N}^{(d+1)}} \omega(A)} \quad (\text{A3})$$

gauge-invariant. Therefore, the boundary anomaly of a $(d+1)$ -dimensional SPT phase is equivalent to the 't Hooft anomaly of a d -dimensional quantum system.

Appendix B: Extract mixed anomaly from local boundary Hilbert space

In this appendix, we examine the commutation relations of boundary subsystem symmetry operators $W^{\text{Right}}(g^{[y]})$, which are obtained by mapping the bulk symmetry operator $S^h(g^{[y]})$ to the boundary space

$$S^h(g^{[y]})|\psi\rangle = W^{\text{Left}}(g^{[y]})W^{\text{Right}}(g^{[y]})|\psi\rangle. \quad (\text{B1})$$

As outlined in the main text, we focus on scenarios where $W^{\text{Right}}(g^{[y]})$ consists of two local boundary operators

$$W^{\text{Right}}(g^{[y]}) = V_y(g^{[y]})V_{y+1}(g^{[y]}). \quad (\text{B2})$$

By analyzing the commutation between $W^{\text{Right}}(g^{[y_1]})$ and $W^{\text{Right}}(f^{[y_2]})$, we identify the boundary quantum anomalies of the group G_h in the boundary Hilbert space. According to Eq. (B2), we show three typical cases:

- When $|y_1 - y_2| > 1$, the operators satisfy $[W^{\text{Right}}(g^{[y_1]}), W^{\text{Right}}(f^{[y_2]})] = 0$ because of their spatial separation, as shown in Eq. (B2).
- When $|y_1 - y_2| = 0$, $\phi(g^{[y]}, f^{[y]})$ represents the boundary anomaly within the y -th row of the subsystem.
- When $|y_1 - y_2| = 1$, $\phi(g^{[y]}, f^{[y+1]})$ denotes the *mixed quantum anomaly* between two adjacent subsystems at the y -th and $(y+1)$ -th rows.

We will characterize the above three cases using tensor equations on a $L_y = 4$ system.

(1) For $|y_1 - y_2| > 1$, we take $y_1 = 1$ and $y_2 = 3$ as an example. The resulting tensor equation is

$$\begin{aligned}
 & \begin{array}{c} U_{x,y_2}(f^{[y_2]}) \\ \downarrow \\ U_{x,y_1}(g^{[y_1]}) \end{array} = W^{\text{Left}}(f^{[y_2]}) \left\{ \begin{array}{c} V_{y_2+1}^{-1}(f^{[y_2]}) \\ V_{y_2}^{-1}(f^{[y_2]}) \end{array} \right\} W^{\text{Right}}(f^{[y_2]}) \\
 & \qquad \qquad \qquad = W^{\text{Left}}(g^{[y_1]}) \left\{ \begin{array}{c} V_{y_1+1}^{-1}(g^{[y_1]}) \\ V_{y_1}^{-1}(g^{[y_1]}) \end{array} \right\} W^{\text{Right}}(g^{[y_1]}) .
 \end{aligned} \tag{B3}$$

Since $W^{\text{Right}}(g^{[y_1]})$ and $W^{\text{Right}}(g^{[y_2]})$ act in different subspaces, they are always commutative. Therefore, we have

$$W^{\text{Right}}(g^{[y_1]})W^{\text{Right}}(g^{[y_2]}) = W^{\text{Right}}(g^{[y_2]})W^{\text{Right}}(g^{[y_1]}), \quad |y_1 - y_2| > 1. \tag{B4}$$

(2) When $|y_1 - y_2| = 0$, the operators $S^h(g^{[y]})$ and $S^h(f^{[y]})$ either act simultaneously or sequentially on the tensor. Sequential symmetry action $S^h(g^{[y]})S^h(f^{[y]})$ yields

$$\begin{aligned}
 & U_{x,y}(g^{[y]})U_{x,y}(f^{[y]}) \\
 & = W^{\text{Left}}(f^{[y]})W^{\text{Left}}(g^{[y]}) \left\{ \begin{array}{c} V_{y+1}^{-1}(f^{[y]})V_{y+1}^{-1}(g^{[y]}) \\ V_y^{-1}(f^{[y]})V_y^{-1}(g^{[y]}) \end{array} \right\} W^{\text{Right}}(g^{[y]})W^{\text{Right}}(f^{[y]}) .
 \end{aligned} \tag{B5}$$

The simultaneous symmetry transformation $S^h(g^{[y]}f^{[y]})$ produces

$$\begin{aligned}
 & U_{x,y}(g^{[y]}f^{[y]}) \\
 & = W^{\text{Left}}(g^{[y]}f^{[y]}) \left\{ \begin{array}{c} V_{y+1}^{-1}(g^{[y]}f^{[y]}) \\ V_y^{-1}(g^{[y]}f^{[y]}) \end{array} \right\} W^{\text{Right}}(g^{[y]}f^{[y]}) .
 \end{aligned} \tag{B6}$$

Combining Eq. (B5) and Eq. (B6) results in the following tensor equation

$$\begin{aligned}
& \left[\begin{array}{c} \text{Diagram 1: A vertical chain of five squares. The top square has a purple diagonal line. The second square has a purple diagonal line. The third square has a purple diagonal line. The fourth square has a purple diagonal line. The bottom square has a purple diagonal line. Labels: $V_{y+1}^{-1}(f^{[y]})V_{y+1}^{-1}(g^{[y]})$ on the left of the third square, $V_{y+1}(g^{[y]})V_{y+1}(f^{[y]})$ on the right of the third square, $V_y^{-1}(f^{[y]})V_y^{-1}(g^{[y]})$ on the left of the fourth square, $V_y(g^{[y]})V_y(f^{[y]})$ on the right of the fourth square. The top and bottom lines are capped with semi-circles.} \end{array} \right] W^{\text{Right}}(g^{[y]})W^{\text{Right}}(f^{[y]}) \\
& = \\
& \left[\begin{array}{c} \text{Diagram 2: A vertical chain of five squares. The top square has a purple diagonal line. The second square has a purple diagonal line. The third square has a purple diagonal line. The fourth square has a purple diagonal line. The bottom square has a purple diagonal line. Labels: $V_{y+1}^{-1}(g^{[y]}f^{[y]})$ on the left of the third square, $V_{y+1}(g^{[y]}f^{[y]})$ on the right of the third square, $V_y^{-1}(g^{[y]}f^{[y]})$ on the left of the fourth square, $V_y(g^{[y]}f^{[y]})$ on the right of the fourth square. The top and bottom lines are capped with semi-circles.} \end{array} \right] W^{\text{Right}}(g^{[y]}f^{[y]}) \tag{B7}
\end{aligned}$$

The formula above may differ by a $U(1)$ factor of $\omega^*(g^{[y]}, f^{[y]})$ and $\omega(g^{[y]}, f^{[y]})$ on the left and right boundaries, leading to the boundary symmetry condition

$$W^{\text{Right}}(g^{[y]})W^{\text{Right}}(f^{[y]}) = \omega(g^{[y]}, f^{[y]})W^{\text{Right}}(g^{[y]}f^{[y]}) \tag{B8}$$

The corresponding topological invariant $\phi(g^{[y]}, f^{[y]}) = \omega(g^{[y]}, f^{[y]})/\omega(f^{[y]}, g^{[y]})$ characterizes the quantum anomaly associated with the subsystem symmetry transformation $S^h(g^{[y]})$ within the y -th row.

(3) When $|y_1 - y_2| = 1$, we examine the symmetry transformations $S^h(g^{[y]})$ and $S^h(f^{[y+1]})$ of adjacent subsystems. Sequential application of $S^h(g^{[y]})S^h(f^{[y+1]})$ results in the tensor equation

$$\begin{aligned}
& \left[\begin{array}{c} \text{Diagram 3: A vertical chain of five squares. The top square has a purple diagonal line and is labeled I. The second square has a purple diagonal line and is labeled I. The third square has a purple diagonal line and is labeled $U_{x,y+1}(f^{[y+1]})$. The fourth square has a purple diagonal line and is labeled $U_{x,y}(g^{[y]})$. The bottom square has a purple diagonal line. The top and bottom lines are capped with semi-circles.} \end{array} \right] \\
& = \\
& \left[\begin{array}{c} \text{Diagram 4: A vertical chain of five squares. The top square has a purple diagonal line. The second square has a purple diagonal line. The third square has a purple diagonal line. The fourth square has a purple diagonal line. The bottom square has a purple diagonal line. Labels: $V_{y+2}^{-1}(f^{[y+1]})$ on the left of the second square, $V_{y+2}(f^{[y+1]})$ on the right of the second square, $V_{y+1}^{-1}(f^{[y+1]})V_{y+1}^{-1}(g^{[y]})$ on the left of the third square, $V_{y+1}(g^{[y]})V_{y+1}(f^{[y+1]})$ on the right of the third square, $V_y^{-1}(g^{[y]})$ on the left of the fourth square, $V_y(g^{[y]})$ on the right of the fourth square. The top and bottom lines are capped with semi-circles.} \end{array} \right] W^{\text{Right}}(g^{[y]})W^{\text{Right}}(f^{[y+1]}) \tag{B9}
\end{aligned}$$

whereas simultaneous transformation $S^h(g^{[y]} f^{[y+1]})$ gives

$$\begin{array}{c}
 \begin{array}{c}
 \text{I} \\
 \diagdown \\
 \square \\
 \text{I} \\
 \diagdown \\
 \square \\
 \text{I} \\
 \diagdown \\
 \square \\
 \text{I} \\
 \diagdown \\
 \square \\
 \downarrow
 \end{array}
 \end{array}
 =
 W^{\text{Left}}(g^{[y]} f^{[y+1]})
 \left\{
 \begin{array}{c}
 V_{y+2}^{-1}(f^{[y+1]}) \text{---} \square \text{---} V_{y+2}(f^{[y+1]}) \\
 V_{y+1}^{-1}(g^{[y]} f^{[y+1]}) \text{---} \square \text{---} V_{y+1}(g^{[y]} f^{[y+1]}) \\
 V_y^{-1}(g^{[y]}) \text{---} \square \text{---} V_y(g^{[y]})
 \end{array}
 \right\}
 W^{\text{Right}}(g^{[y]} f^{[y+1]})
 \quad . \quad (\text{B10})$$

Combining Eq. (B9) and Eq. (B10) produces

$$\begin{array}{c}
 \begin{array}{c}
 \square \\
 \diagdown \\
 \square \\
 \diagdown \\
 \square \\
 \diagdown \\
 \square \\
 \downarrow
 \end{array}
 \left\{
 \begin{array}{c}
 V_{y+2}^{-1}(f^{[y+1]}) \text{---} \square \text{---} V_{y+2}(f^{[y+1]}) \\
 V_{y+1}^{-1}(f^{[y+1]}) V_{y+1}^{-1}(g^{[y]}) \text{---} \square \text{---} V_{y+1}(g^{[y]}) V_{y+1}(f^{[y+1]}) \\
 V_y^{-1}(g^{[y]}) \text{---} \square \text{---} V_y(g^{[y]})
 \end{array}
 \right\}
 W^{\text{Right}}(g^{[y]}) W^{\text{Right}}(f^{[y+1]}) \\
 = \\
 W^{\text{Left}}(g^{[y]} f^{[y+1]})
 \left\{
 \begin{array}{c}
 V_{y+2}^{-1}(f^{[y+1]}) \text{---} \square \text{---} V_{y+2}(f^{[y+1]}) \\
 V_{y+1}^{-1}(g^{[y]} f^{[y+1]}) \text{---} \square \text{---} V_{y+1}(g^{[y]} f^{[y+1]}) \\
 V_y^{-1}(g^{[y]}) \text{---} \square \text{---} V_y(g^{[y]})
 \end{array}
 \right\}
 W^{\text{Right}}(g^{[y]} f^{[y+1]})
 \quad (\text{B11})
 \end{array}$$

which may also exhibit a $U(1)$ phase ambiguity on both boundaries. This yields the boundary symmetry condition for adjacent subsystems in the y -th and the $(y+1)$ -th rows

$$W^{\text{Right}}(g^{[y]}) W^{\text{Right}}(f^{[y+1]}) = \omega(g^{[y]}, f^{[y+1]}) W^{\text{Right}}(g^{[y]} f^{[y+1]}). \quad (\text{B12})$$

The *mixed quantum anomaly* of $G_s^{[y]} \times G_s^{[y+1]}$ is calculated using the projected representations V_{y+1} on a single virtual bond, as represented by the red dashed box. The anti-commutativity of adjacent subsystems is described by

$$W^{\text{Right}}(g^{[y]}) W^{\text{Right}}(f^{[y+1]}) = \phi(g^{[y]}, f^{[y+1]}) W^{\text{Right}}(f^{[y+1]}) W^{\text{Right}}(g^{[y]}). \quad (\text{B13})$$

Given that $W^{\text{Right}}(g^{[y]})$ can be decomposed into two adjacent local boundary Hilbert spaces

$$W^{\text{Right}}(g^{[y]}) = V_y(g^{[y]}) V_{y+1}(g^{[y]}), \quad (\text{B14})$$

we reformulate Eq. (B13) as

$$V_y(g^{[y]}) V_{y+1}(g^{[y]}) V_{y+1}(f^{[y+1]}) V_{y+2}(f^{[y+1]}) = \phi(g^{[y]}, f^{[y+1]}) V_{y+1}(f^{[y+1]}) V_{y+2}(f^{[y+1]}) V_y(g^{[y]}) V_{y+1}(g^{[y]}). \quad (\text{B15})$$

Considering that $[V_{y_1}, V_{y_2}] = 0$ for $y_1 \neq y_2$, we conclude

$$V_{y+1}(g^{[y]}) V_{y+1}(f^{[y+1]}) = \phi(g^{[y]}, f^{[y+1]}) V_{y+1}(f^{[y+1]}) V_{y+1}(g^{[y]}). \quad (\text{B16})$$

Therefore, $\phi(g^{[y]}, f^{[y+1]})$ is determined by analyzing the group representation $V_{y+1}(g^{[y]})$ within each local boundary space. For a strong SSPT phase with translational invariance, it is sufficient to explore the mixed anomaly between two adjacent subsystem symmetries $S^h(g^{[y]})$ and $S^h(f^{[y+1]})$.

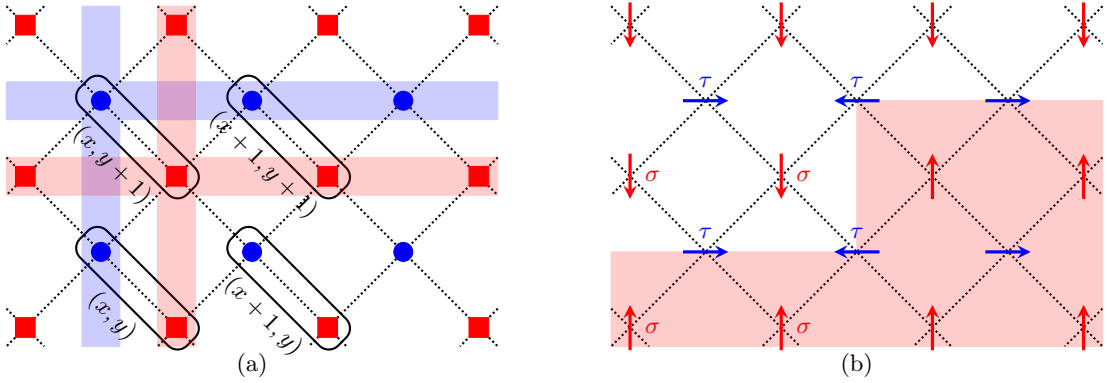


FIG. 12. (a) Lattice model of 2D cluster state. The blue dots and red squares denote the spin- $\frac{1}{2}$ degrees of freedom i_τ and i_σ respectively. Each unit cell (hollow rectangle) contains a faithful representation of the group $Z_2^\tau \times Z_2^\sigma$. The subsystem symmetry and site index are defined on the rotated square grid. (b) Ground state wave function with domain wall decoration pattern.

Appendix C: Numerical calculation of $Q(g^{[y]}, f^{[y+1]})$

In this appendix, we outline the numerical methods for computing the symmetry charge of the twisted sector state, defined as

$$Q(g^{[y]}, f^{[y+1]}) = \frac{\langle \psi_{f^{[y+1]}} | S^h(g^{[y]}) | \psi_{f^{[y+1]}} \rangle}{\langle \psi_{f^{[y+1]}} | \psi_{f^{[y+1]}} \rangle}. \quad (\text{C1})$$

We denote the spectrum of the transfer matrix $\mathbb{T}(g^{[y]}, f^{[y+1]})$ as

$$\mathbb{T}(g^{[y]}, f^{[y+1]}) = \sum_{\alpha=0}^{\chi-1} \lambda_\alpha(g^{[y]}, f^{[y+1]}) |r_\alpha\rangle \langle l_\alpha|, \quad (\text{C2})$$

with eigenvalues ordered as $|\lambda_0(g^{[y]}, e)| \geq |\lambda_1(g^{[y]}, e)| \geq \dots$ and satisfying the bi-orthogonality condition $\langle l_\alpha | r_\beta \rangle = \delta_{\alpha\beta}$. The symmetry charge of the twisted sector state is computed using

$$\begin{aligned} Q(g^{[y]}, f^{[y+1]}) &= \frac{\text{Tr}[\mathbb{T}(g^{[y]}, e) \cdots \mathbb{T}(g^{[y]}, e) \mathbb{T}(g^{[y]}, f^{[y+1]})]}{\text{Tr}[\mathbb{T}(e, e) \cdots \mathbb{T}(e, e) \mathbb{T}(e, f^{[y+1]})]} \\ &= \frac{\sum_{\alpha=0}^{\chi-1} \lambda_\alpha^{L_x-1}(g^{[y]}, e) \langle l_\alpha | \mathbb{T}(g^{[y]}, f^{[y+1]}) | r_\alpha \rangle}{\sum_{\alpha=0}^{\chi-1} \lambda_\alpha^{L_x-1}(e, e) \langle l'_\alpha | \mathbb{T}(e, f^{[y+1]}) | r'_\alpha \rangle}, \end{aligned} \quad (\text{C3})$$

where $\{\lambda_\alpha(e, e), |r'_\alpha\rangle, \langle l'_\alpha|\}$ labels the eigenspectrum of $\mathbb{T}(e, e)$. Since the transfer matrix of an SRE state features a unique leading eigenvalue, we simplify the expression for $Q(g^{[y]}, f^{[y+1]})$ in the thermodynamic limit to

$$\lim_{L_x \rightarrow \infty} Q(g^{[y]}, f^{[y+1]}) = \lim_{L_x \rightarrow \infty} \left(\frac{\lambda_0(g^{[y]}, e)}{\lambda_0(e, e)} \right)^{L_x-1} \cdot \frac{\langle l_0 | \mathbb{T}(g^{[y]}, f^{[y+1]}) | r_0 \rangle}{\langle l'_0 | \mathbb{T}(e, f^{[y+1]}) | r'_0 \rangle}. \quad (\text{C4})$$

Here, $\lambda_0(g^{[y]}, e)/\lambda_0(e, e)$ measures the subsystem symmetry of the state, while $\langle l_0 | \mathbb{T}(g^{[y]}, f^{[y+1]}) | r_0 \rangle / \langle l'_0 | \mathbb{T}(e, f^{[y+1]}) | r'_0 \rangle$ evaluates the nontrivial phase factor of the quantum anomaly.

Appendix D: Tensor network representation of 2D cluster state

The Hamiltonian of the 2D cluster state is given by

$$H_{\text{cluster}} = - \sum_{x,y} \left(\tau_{x,y}^x \sigma_{x,y}^z \sigma_{x-1,y}^z \sigma_{x,y+1}^z \sigma_{x-1,y+1}^z + \sigma_{x,y}^x \tau_{x,y}^z \tau_{x+1,y}^z \tau_{x,y-1}^z \tau_{x+1,y-1}^z \right). \quad (\text{D1})$$

The site index (x, y) is defined on the rotated square lattice in Fig. 12(a). The ground-state wave function of H_{cluster} is understood as follows. The first term of the Hamiltonian ensures that the ground state comprises the decorated domain wall structure depicted in Fig. 12(b). Here, the red arrows $\{\uparrow, \downarrow\}$ denote the configuration of the Z_2^{σ} domain. The black dotted line represents the rotated square lattice, and the domain wall is placed at the boundary between the red and white regions. The blue arrows $\{\leftarrow, \rightarrow\}$ label the domain wall decoration $\{|-\rangle, |+\rangle\}$ of τ^x . The decoration rule is given by the constraint $\tau_{x,y}^x = \sigma_{x,y}^z \sigma_{x-1,y}^z \sigma_{x,y+1}^z \sigma_{x-1,y+1}^z$. The second term of the Hamiltonian fluctuates between distinct domain configurations. Accordingly, the ground state of H_{cluster} is the superposition of all different σ^z domain configurations equipped with τ^x decorations.

We construct the PEPS representation (T_{τ}, T_{σ}) of the 2D cluster state from these decoration rules. The σ domain is fixed by the local tensor in the σ^z basis

$$T_{\sigma} = \begin{array}{c} \downarrow \\ \color{red}\blacksquare \\ \leftarrow \end{array} = \delta_{i_{\sigma} j_1 \dots j_4}. \quad (\text{D2})$$

Here, we introduce i_{σ} and j to label the physical and virtual indices in T_{σ} . On the other hand, T_{τ} is viewed as a map $T_{\tau} : \mathcal{H}_{\sigma^z}^{\otimes 4} \rightarrow \mathcal{H}_{\tau^x}$, which is uniquely determined by the decoration rules

$$T_{\tau}(\sigma_1^z, \sigma_2^z, \sigma_3^z, \sigma_4^z) = \begin{cases} |+\rangle, & \sigma_1^z \sigma_2^z \sigma_3^z \sigma_4^z = 1 \\ |-\rangle, & \sigma_1^z \sigma_2^z \sigma_3^z \sigma_4^z = -1 \end{cases}. \quad (\text{D3})$$

Therefore, the nonzero elements of T_{τ} are given by

$$T_{\tau} = \begin{array}{cccc} \begin{array}{c} \vdots \\ \color{blue}\circ \\ \vdots \end{array} & + & \begin{array}{c} \vdots \\ \color{red}\bullet \\ \vdots \end{array} & + & \begin{array}{c} \vdots \\ \color{red}\bullet \\ \vdots \end{array} & + & \begin{array}{c} \vdots \\ \color{red}\bullet \\ \vdots \end{array} \\ \begin{array}{c} \vdots \\ \color{red}\bullet \\ \vdots \end{array} & + & \begin{array}{c} \vdots \\ \color{blue}\circ \\ \vdots \end{array} & + & \begin{array}{c} \vdots \\ \color{blue}\circ \\ \vdots \end{array} & + & \begin{array}{c} \vdots \\ \color{blue}\circ \\ \vdots \end{array} \\ \begin{array}{c} \vdots \\ \color{blue}\circ \\ \vdots \end{array} & + & \begin{array}{c} \vdots \\ \color{blue}\circ \\ \vdots \end{array} & + & \begin{array}{c} \vdots \\ \color{blue}\circ \\ \vdots \end{array} & + & \begin{array}{c} \vdots \\ \color{blue}\circ \\ \vdots \end{array} \\ \begin{array}{c} \vdots \\ \color{red}\bullet \\ \vdots \end{array} & + & \begin{array}{c} \vdots \\ \color{red}\bullet \\ \vdots \end{array} & + & \begin{array}{c} \vdots \\ \color{red}\bullet \\ \vdots \end{array} & + & \begin{array}{c} \vdots \\ \color{red}\bullet \\ \vdots \end{array} \end{array},$$

where the solid and dotted legs represent the virtual degrees of freedom $|\uparrow\rangle$ and $|\downarrow\rangle$. The solid and hollow red balls denote the physical states as $|-\rangle$ and $|+\rangle$ in the τ^x basis. This local tensor T_{τ} is transformed into the τ^z basis as

$$T_{\tau}^{\uparrow} = \frac{1}{\sqrt{2}}(T_{\tau}^{+} + T_{\tau}^{-}), \quad T_{\tau}^{\downarrow} = \frac{1}{\sqrt{2}}(T_{\tau}^{+} - T_{\tau}^{-}), \quad (\text{D4})$$

which is represented graphically as

$$T_{\tau} = \begin{array}{c} \color{blue}\bullet \\ \color{red}\color{blue}\color{red} \\ \color{red}\color{blue}\color{red} \\ \color{red}\color{blue}\color{red} \end{array} = -\color{red}\color{blue}\color{red} \color{red}\color{blue}\color{red} \color{red}\color{blue}\color{red} \color{red}\color{blue}\color{red}, \quad \text{where } \begin{array}{c} \color{red}\bullet \\ \color{red}\color{blue}\color{red} \\ \color{red}\color{blue}\color{red} \end{array} = \delta_{i_{\tau} j_1 \dots i_4}. \quad (\text{D5})$$

By contracting T_{τ} with T_{σ} , we construct the PEPS representation of the 2D cluster state as illustrated in Fig. 13. Here, we denote T_{τ} and T_{σ} as

$$\begin{array}{c} \color{blue}\circ \\ \color{red}\color{blue}\color{red} \\ \color{red}\color{blue}\color{red} \\ \color{red}\color{blue}\color{red} \end{array} : T_{\tau} \quad \begin{array}{c} \color{red}\bullet \\ \color{red}\color{blue}\color{red} \\ \color{red}\color{blue}\color{red} \end{array} : T_{\sigma}. \quad (\text{D6})$$

To investigate the symmetry condition of a local tensor, we insert delta functions in the virtual spaces

$$\begin{array}{c} \color{blue}\circ \\ \color{red}\color{blue}\color{red} \\ \color{red}\color{blue}\color{red} \\ \color{red}\color{blue}\color{red} \end{array} \color{red}\color{blue}\color{red} \color{red}\color{blue}\color{red} \color{red}\color{blue}\color{red} \color{red}\color{blue}\color{red} \Rightarrow \begin{array}{c} \color{blue}\circ \\ \color{red}\color{blue}\color{red} \\ \color{red}\color{blue}\color{red} \\ \color{red}\color{blue}\color{red} \end{array} \color{red}\color{blue}\color{red} \color{red}\color{blue}\color{red} \color{red}\color{blue}\color{red} \color{red}\color{blue}\color{red}. \quad (\text{D7})$$

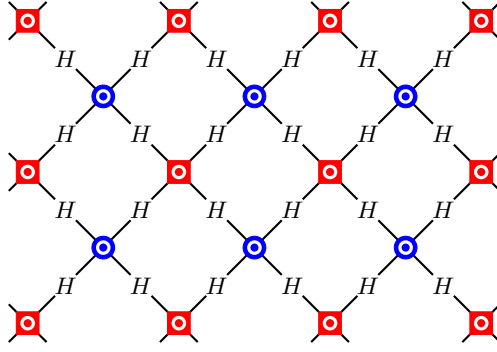


FIG. 13. PEPS representation of 2D cluster state. The blue “ \odot ” and red “ \square ” denote the physical bond of T_τ and T_σ . The vertex and link of the PEPS denote $\delta_{ij_1\dots j_4}$ and the H -gate.

Consequently, the PEPS transforms into the structure shown in Fig. 2 under the H -gate deformation, which is decomposed into the following local tensor $T^{i_\tau i_\sigma}$

$$\text{[Square Tensor]} = \text{[Tensor Network]} = \text{[Tensor Network]} \quad (D8)$$

For the subsystem symmetry action associated with g_τ and g_σ , we have the tensor equations

$$g_\tau: \text{[Tensor]} = Z \text{[Tensor]} \quad , \quad g_\sigma: \text{[Tensor]} = X \text{[Tensor]} \quad (D9)$$

Moreover, the X operator on the bottom virtual index changes the tensor elements by

$$\text{[Tensor]} = Z \text{[Tensor]} \quad (D10)$$

Considering a wave function on a cylindrical surface with circumference $L_y = 2$, the above equations are transformed to the following MPS symmetry conditions

$$\text{[Tensor Network]} = \text{[Tensor Network]} \quad , \quad \text{[Tensor Network]} = \text{[Tensor Network]} \quad (D11)$$

Hence, the boundary operators of $G_s^{[y]}$ in $\mathcal{H}_{\text{edge}}^{\text{Right}}$ is given by

$$W^{\text{Right}}(g_\tau^{[y]}) = Z_{L_x, y} Z_{L_x, y+1}, \quad W^{\text{Right}}(g_\sigma^{[y]}) = X_{L_x, y}. \quad (D12)$$

The mixed anomaly $\phi(g_\tau^{[y]}, g_\sigma^{[y+1]}) = -1$ is encoded within the boundary symmetry condition

$$W^{\text{Right}}(g_\tau^{[y]}) W^{\text{Right}}(g_\sigma^{[y+1]}) = -W^{\text{Right}}(g_\sigma^{[y+1]}) W^{\text{Right}}(g_\tau^{[y]}) \quad (D13)$$

Appendix E: Mixed-state anomaly detection from twisted sector density matrix

In this appendix, we analyze the relationship between $Q^{\text{ave}}, Q^{\text{exa}}$ and ϕ through tensor equations. To explore the 't Hooft anomaly in mixed-state systems, we construct a twisted sector density matrix by inserting a 0-dimensional symmetry defect $V(\tilde{g})$

$$\rho_{\tilde{g}} = \left[\text{---} \square \text{---} \right] \cdots \left[\text{---} \square \text{---} \right] \text{---} V(\tilde{g}), \quad (\text{E1})$$

where $\tilde{g} = (g, k) \in \tilde{G}$ denotes a general group element. The 't Hooft anomaly between the exact symmetry operator $S(k)$ and the symmetry defect $V(\tilde{g})$ are derived from the symmetry charge of the twisted sector density matrix

$$Q^{\text{exa}}(k, \tilde{g}) = \frac{\text{Tr}[S(k)\rho_{\tilde{g}}]}{\text{Tr}[\rho_{\tilde{g}}]}. \quad (\text{E2})$$

For the convenience of discussion, we introduce the following MPO transfer matrix

$$\mathbb{T}_1(k, \tilde{g}) = \left[\text{---} \square \text{---} \right] U(k) V(\tilde{g}), \quad (\text{E3})$$

For MPOs that are invariant under the exact symmetry transformation $S(k)$, we have the local tensor equation

$$\left[\text{---} \square \text{---} \right] U(k) V(\tilde{g}) = V^{-1}(k) \left[\text{---} \square \text{---} \right] V(k) V(\tilde{g}), \quad (\text{E4})$$

which is expressed as

$$\mathbb{T}_1(k, \tilde{g}) = \phi(k, \tilde{g}) V^{-1}(k) \cdot \mathbb{T}_1(e, \tilde{g}) \cdot V(k) \quad (\text{E5})$$

Using this, we rigorously calculate the exact symmetry charge of the system

$$Q^{\text{exa}}(k, \tilde{g}) = \frac{\text{Tr}[\mathbb{T}_1(k, e) \cdots \mathbb{T}_1(k, \tilde{g})]}{\text{Tr}[\mathbb{T}_1(e, e) \cdots \mathbb{T}_1(e, \tilde{g})]} = \phi(k, \tilde{g}) \frac{\text{Tr}[V^{-1}(k) \mathbb{T}_1(e, e) \cdots \mathbb{T}_1(e, \tilde{g}) V(k)]}{\text{Tr}[\mathbb{T}_1(e, e) \cdots \mathbb{T}_1(e, \tilde{g})]} = \phi(k, \tilde{g}) \quad (\text{E6})$$

For average symmetries \mathcal{G} , we construct the following quantity to detect the mixed-state anomaly between the average symmetry transformation and the symmetry defect $V(\tilde{g})$

$$Q^{\text{ave}}(g, \tilde{g}) = \frac{\text{Tr}[S(g)\rho_{\tilde{g}}S^\dagger(g)\rho_{\tilde{g}}]}{\text{Tr}[\rho_{\tilde{g}}^2]}. \quad (\text{E7})$$

We denote the transfer matrix of the double-layer MPO as

$$\mathbb{T}_2(g, \tilde{g}) = \left[\begin{array}{c} \text{---} \square \text{---} \\ \text{---} \square \text{---} \end{array} \right] U(g) V(\tilde{g}) U^\dagger(g) V(\tilde{g}), \quad (\text{E8})$$

The average symmetry condition of ρ indicates that

$$\left[\begin{array}{c} \text{---} \square \text{---} \\ \text{---} \square \text{---} \end{array} \right] U(g) V(\tilde{g}) U^\dagger(g) V(\tilde{g}) = V^{-1}(g) \left[\begin{array}{c} \text{---} \square \text{---} \\ \text{---} \square \text{---} \end{array} \right] V(g), \quad (\text{E9})$$

which is expressed as

$$\mathbb{T}_2(g, \tilde{g}) = \phi(g, \tilde{g}) \left(V^{-1}(g) \otimes I \right) \cdot \mathbb{T}_2(e, \tilde{g}) \cdot \left(V(k) \otimes I \right) \quad (\text{E10})$$

According to Eq. (E10), we calculate the Q^{ave} of the density matrix with average symmetry

$$Q^{\text{ave}}(g, \tilde{g}) = \frac{\text{Tr}[\mathbb{T}_2(g, e) \cdots \mathbb{T}_2(g, \tilde{g})]}{\text{Tr}[\mathbb{T}_2(e, e) \cdots \mathbb{T}_2(e, \tilde{g})]} = \phi(g, \tilde{g}) \frac{\text{Tr}[\left(V^{-1}(g) \otimes I \right) \mathbb{T}_2(e, e) \cdots \mathbb{T}_2(e, \tilde{g}) \left(V(k) \otimes I \right)]}{\text{Tr}[\mathbb{T}_2(e, e) \cdots \mathbb{T}_2(e, \tilde{g})]} = \phi(g, \tilde{g}) \quad (\text{E11})$$

Therefore, Q^{exa} (Q^{ave}) serves as a *mixed-state anomaly indicator* between the exact (average) symmetry operator k (g) and the 0-dimensional symmetry defect $V(\tilde{g})$ in open quantum systems.