

ESPRESSO observations of the debris-accreting white dwarf WD 0141–675

Sergio H. Ramírez^{1*}, Boris T. Gänsicke^{1,2}, Detlev Koester³, Marina Lafarga^{1,2}, Nicola P. Gentile-Fusillo⁴

¹Department of Physics, University of Warwick, Coventry, CV4 7AL, UK

²Centre for Exoplanets and Habitability, University of Warwick, Coventry, CV4 7AL, UK

³Institut für Theoretische Physik und Astrophysik, University of Kiel, 24098 Kiel, Germany

⁴Department of Physics, Università degli Studi di Trieste, Via A. Valerio 2, 34127, Trieste, Italy

Accepted XXX. Received YYY; in original form ZZZ

ABSTRACT

WD 0141–675 was reported as the first astrometrically detected white dwarf planet host candidate as part of the third data release from *Gaia*, just to be later retracted via a news item on the *Gaia* web site¹. We present time-resolved, high-resolution optical ESPRESSO spectroscopy of WD 0141–675. A radial velocity analysis of the Ca K absorption line reveals a tentative periodic signal of 15.6 ± 0.9 d. Phase-folding the ESPRESSO spectroscopy on this signal exhibits weak variability in the morphology of Ca K close to the core of the line. A violet-to-red ratio analysis of the Ca K line shows a periodic signal of 16.1 ± 0.9 d. The periods from both methods agree, within their uncertainties, with half the period of the astrometric planet candidate, however, both measurements are of low statistical significance. Nonetheless, our results imply possible solutions to the mass function within the planetary regime. And when combined with existing infrared photometry, which rules out a brown dwarf companion, yield a lower limit on the orbital inclination of $\sim 7^\circ$. Our study demonstrates that ESPRESSO observations are well capable of detecting short-period (days to weeks) giant planets orbiting white dwarfs.

Key words: techniques: radial velocities – planets and satellites: composition – planets and satellites: detection – stars: individual: WD 0141–675 – white dwarfs.

1 INTRODUCTION

Most planet hosts will eventually evolve into white dwarfs, and large parts of their planetary systems are expected to survive that metamorphosis (Duncan & Lissauer 1998; Debes & Sigurdsson 2002; Villaver & Livio 2007; Veras & Gänsicke 2015). Rich but indirect observational evidence for such evolved planetary systems around white dwarfs has been found in the form of circumstellar dust (Zuckerman & Becklin 1987; Farihi et al. 2009) and gas (Gänsicke et al. 2006) discs, the detection of photometric transits from debris (Vanderburg et al. 2015; Vanderbosch et al. 2020), and, most abundantly, metal-enrichment of the white dwarf atmospheres caused by the accretion of planetary debris (Zuckerman et al. 2003; Koester et al. 2014). However, details on the architectures of the planetary systems around white dwarfs remain uncertain.

Early searches for transiting planets orbiting white dwarfs were unsuccessful (Burleigh et al. 2002, 2008; Mullally et al. 2008; Kilic et al. 2009). A planet-mass common proper motion companion to a white dwarf, WD 0806–661 B, was found with an orbital separation of ≈ 2500 au (Luhman et al. 2011), raising questions about its formation mechanism (Rodríguez et al. 2011, see also Veras et al. 2009). Recent spectroscopic (Gänsicke et al. 2019) and photometric (Vanderburg et al. 2020) observations of white dwarf planets showed not only that they can survive the giant phase of their host stars, but can also migrate onto close-in (≈ 0.02 au) orbits. A giant

planet on wider (\sim au) orbits has been detected using micro-lensing (Blackman et al. 2021); *JWST* imaging identified planet candidates with projected separations of ≈ 12 and ≈ 35 au at two nearby white dwarfs (Mullally et al. 2024); and *JWST* spectroscopy found evidence for a planet candidate at the nearby WD 0310–688 via the detection of an infrared excess (Limbach et al. 2024). Whereas these candidates require confirmation, evidence collected so far suggests that giant planets orbiting white dwarfs may be rather common.

Astrometry provides another method to identify planets orbiting nearby white dwarfs, and the potential of the *Gaia* mission in that respect has been thoroughly explored (Silvotti et al. 2011; Sanderson et al. 2022). Indeed, as part of its third data release (*Gaia* DR3; *Gaia* Collaboration et al. 2023a; Holl et al. 2023), the first astrometric planet candidate was announced: WD 0141–675.

2 WD 0141–675

WD 0141–675 is a nearby ($d = 9.71$ pc, *Gaia* Collaboration et al. 2023b) white dwarf with a hydrogen-dominated atmosphere (Hintzen & Jensen 1979) that attracted little attention since its discovery, apart from the detection of weak Ca H&K absorption lines (Debes & Kilic 2010), indicating ongoing accretion of planetary material. Interest in WD 0141–675 was sparked when an astrometric planet candidate with an orbital period of $P = 33.65 \pm 0.05$ d and a mass of $M_c = 9.26^{+2.64}_{-1.15} M_{\text{Jup}}$ was announced (*Gaia* Collaboration et al. 2023a; Holl et al. 2023). However in 2023 May, the planet candidate

* E-mail: sergio.ramirez.astro@gmail.com

was quietly retracted via a news item¹, and classified as a false positive in the *Gaia* astrometric solutions.

Rogers et al. (2024) presented a prescription for investigating the nature of astrometric candidate planets using WD 0141–675 as a case study. These authors stress the importance of follow-up spectroscopic observations to confirm a planetary companion. With this in mind, we obtained high-resolution spectroscopy of WD 0141–675 using ESPRESSO (Echelle SPectrograph for Rocky Exoplanets and Stable Spectroscopic Observations) on the Very Large Telescope (VLT), to probe for radial velocity variations indicative of a planetary companion. ESPRESSO is an optimal spectrograph for such objective, as was made evident by Pasquini et al. (2023), who reported highly-accurate velocity shifts of eight Hyades white dwarfs using this instrument, showcasing its capabilities.

In this paper we report the results of our time-resolved spectra spanning the full putative orbital period of $P_{\text{orb}} = 33.65 \pm 0.05$ d. In particular, we focus on the Ca H&K absorption lines, which are the only features in the spectrum of WD 0141–675 apt for high-resolution orbital and morphological variation analyses, due to their sharp and narrow structure.

3 OBSERVATIONS

We acquired high-resolution spectroscopy of WD 0141–675 with the ESPRESSO spectrograph at the VLT of the European Southern Observatory (ESO). We used the single-telescope configuration, slow read-out and 4×2 binning (spatial×spectral). We obtained a total of 20 spectra, each with an exposure time of 3144 s, throughout the period 2023 October 10 to 2023 December 20, details of the observations are provided in Table A1. The observations were designed to sample the putative orbital period of $P_{\text{orb}} = 33.65 \pm 0.05$ d, obtaining one spectrum on average once every two days. However, due to varying sky conditions, several nights were skipped, and the observations ended up being spread out over two months.

The ESPRESSO data were reduced with the Data Reduction Software² (DRS) version 3.0.0. The DRS performs standard echelle spectrum reduction, including bias and dark subtraction, optimal order extraction, bad pixel correction, flat-fielding, deblazing, wavelength calibration, and order merging (for details see Pepe et al. 2021). Here we used the deblazed, order-merged spectra. We removed telluric lines using MOLECFIT (Kausch et al. 2015; Smette et al. 2015). The signal-to-noise ratio (S/N) of the individual spectra, measured in between the Ca H&K absorption lines, ranges from 21 to 45 (Table A1).

4 ATMOSPHERIC ANALYSIS

We used the atmosphere code of Koester (2010) to model the Ca K line in the ESPRESSO spectra of WD 0141–675. Because ESPRESSO is designed primarily for high-precision velocity measurements, the flux calibration is not sufficiently accurate over wavelength scales comparable to the width of the Balmer lines to attempt a spectroscopic fit of the atmospheric parameters, i.e. the white dwarf effective temperature, T_{eff} , and its surface gravity, $\log g$. We therefore adopted the values from Rogers et al. (2024), who derived spectroscopic and photometric parameters of ($T_{\text{eff}} = 6421 \pm 90$ K, $\log g = 8.10 \pm 0.04$) and ($T_{\text{eff}} = 6321 \pm 50$ K, $\log g = 7.97 \pm 0.03$), respectively. Fitting the Ca abundances in the white dwarf atmosphere,

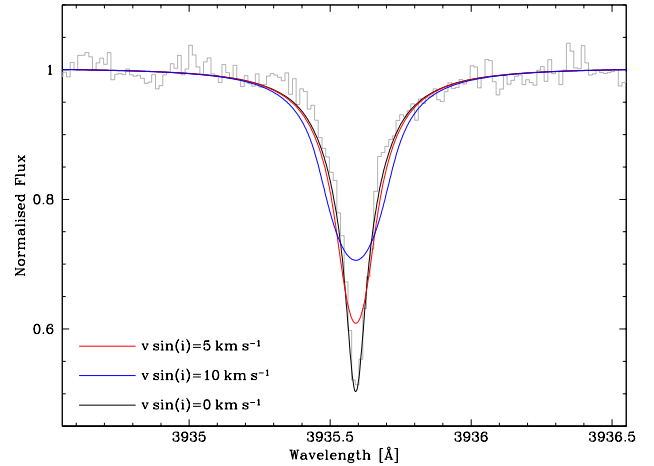


Figure 1. The Ca K absorption in the ESPRESSO spectrum of WD 0141–675 (gray) is well modelled by a non-rotating white dwarf with $T_{\text{eff}} = 6321$ K, $\log g = 7.97$ and $\log(\text{Ca}/\text{H}) = -10.85$ (black line). The red (blue) lines show the model broadened by a rotational velocity of $v \sin(i) = 5 \text{ km s}^{-1}$ ($v \sin(i) = 10 \text{ km s}^{-1}$).

we find $\log(\text{Ca}/\text{H}) = -10.75 \pm 0.05$ for the spectroscopic parameters, and $\log(\text{Ca}/\text{H}) = -10.85 \pm 0.05$ for the photometric ones, in agreement with the results of Rogers et al. (2024). Our atmosphere models included all elements up to Zn, with the exception of B, F, and Ar, scaled relative to the Ca abundance adopting a bulk Earth composition. No additional metal absorption lines are predicted by the model within the wavelength range covered by the ESPRESSO data, and none were detected.

We used the extremely high resolution of the ESPRESSO spectrum to place an upper limit on the rotational velocity, $v \sin(i) \lesssim 5 \text{ km s}^{-1}$, corroborating earlier findings that most white dwarfs have rotation periods of many hours to several days (Hermes et al. 2017), too long to detect rotational broadening even in high-resolution spectroscopy (Koester et al. 1998; Berger et al. 2005).

5 PROBING FOR VARIABILITY OF THE CA K ABSORPTION LINE

5.1 Radial velocity analysis

We fitted a Gaussian profile to the Ca K absorption line to measure the radial velocity at the time of each exposure. The Lomb-Scargle (LS) periodogram computed from these radial velocities (left panel of Fig. 2) displays a strong peak at $P = 15.6 \pm 0.9$ d, with a False Alarm Rate (FAR) of 99 per cent; a signal far too weak to be considered conclusive. Another, slightly weaker signal is detected at 9.9 ± 0.5 d. We pre-whitened the radial velocities with the ≈ 16 d signal, and re-computed the LS periodogram, which caused the ≈ 10 d signal to drop by ~ 50 per cent in power. Finally, upon further subtraction of the ≈ 10 d signal, no signals remained in the LS.

Figure 2 (right panel) shows the measured radial velocities folded with the 15.6 d period along with a fit to a circular orbit of the form:

$$V(t) = \gamma + K \sin\left(2\pi \frac{t - t_0}{P}\right), \quad (1)$$

where γ is the systemic velocity, K the amplitude, and P was fixed to our selected period. The value of t_0 is that of the inferior conjunction, assuming the presence of a planet. The parameters

¹ <https://www.cosmos.esa.int/web/gaia/dr3-known-issues>

² www.eso.org/sci/software/pipelines/espesso/espesso-pipe-recipes.html

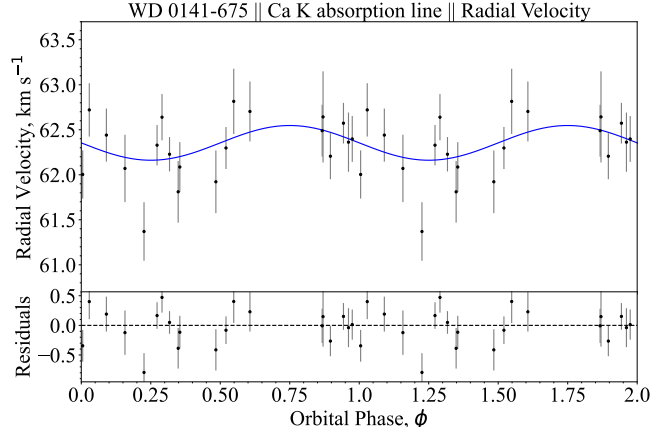
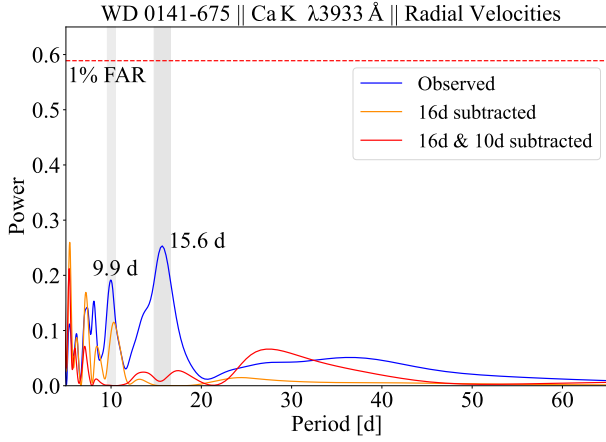


Figure 2. Left: LS periodogram of the observed radial velocities obtained for the Ca K absorption line (in blue). The vertical gray bands highlight the strongest power at 15.6 ± 0.9 d and 9.9 ± 0.05 d. The orange curve depicts the computed LS after subtracting the ≈ 16 d signal, and the red curve is the LS upon further subtraction of the ≈ 10 d signal. The red horizontal dashed line marks the 1 per cent False Alarm Rate. Right: Radial velocities of the Ca K absorption line phase-folded on the 15.6 ± 0.9 d period, with the best-fit model of a sine curve overlaid in blue; the residuals are plotted in the bottom panel.

Table 1. Optimal sine fit parameters for the radial velocities.

γ [km s ⁻¹]	62.35 ± 0.07
K [km s ⁻¹]	0.19 ± 0.11
t_0 [MJD]	60237.8 ± 1.3
P_{orb} [d]*	15.6 ± 0.9

* fixed

Table 2. Optimal sine fit parameters for the V/R ratios.

γ^\dagger	1.025 ± 0.002
K^\dagger	0.008 ± 0.004
t_0 [MJD]	60236.3 ± 1.9
P_{orb} [d]*	16.1 ± 0.9

† dimensionless

* fixed

of the optimal fit are listed on Table 1. The systemic velocity derived here, $\gamma = 62.35 \pm 0.07$ km s⁻¹, is somewhat lower than the average of the radial velocities reported by Rogers et al. (2024), however, systematic uncertainties in the wavelength zero-point of ESPRESSO (our data) and MIKE and X-Shooter (Rogers et al. 2024) can account for this difference, in particular as the latter two instruments are not designed for stable, high-precision radial velocity studies. The amplitude determined from the ESPRESSO spectra, $K = 0.19 \pm 0.11$ km s⁻¹ is well below the radial velocity precision of the MIKE data, $1\sigma = 0.47$ km s⁻¹ (Rogers et al. 2024).

We attempted the same analysis on the Ca H line, however, due to the broad and overlapping H ϵ line, and the distortions in the flux calibration over wavelength scales comparable to the width of H ϵ , we did not identify any significant variability within that line.

5.2 V/R ratio Analysis

We measured the violet-to-red (V/R) ratio for each ESPRESSO spectrum (e.g. Manser et al. 2019), which is the ratio of blue-shifted to red-shifted flux, centred on the air wavelengths of the Ca K line shifted by the systemic velocity $\gamma = 62.35$ km s⁻¹ (obtained in Section 5.1). The LS periodogram computed from the V/R ratios (Fig. 3,

left panel) contains a strong signal at $P = 16.1 \pm 0.9$ d. We note however, that the signal has a high FAR (99 per cent). The periodogram shows two additional signals at 12.5 ± 0.6 d and 10.0 ± 0.4 d.

The results of the V/R analysis are sensitive to the interval adopted in the integration of the V/R ratio, whereby wider intervals favoured the strength of the shorter periods, while narrow intervals increased the strength of the ≈ 16 day-period. Our final choice was an interval of -35 to 35 km s⁻¹ around the core of the line, which yields all three signals.

Subtracting the ≈ 16 d signal decreases the power of the ≈ 10 d signal by 50 per cent and effectively removes the ≈ 12 d signal, analogous to the radial velocity LS (Section 5.1), suggesting these shorter periods as being aliases introduced by the temporal sampling of the ESPRESSO observations.

We phase-folded the data on the 16.1 d-period and fitted a sine function to the data. The best fit is shown in the right panel of Fig. 3, and the corresponding parameters are listed on Table 2. We note that, as in the RV measurement discussed above, the periodic signal detected in the V/R data is roughly half of that reported for the retracted planet candidate ($P = 33.65$ d).

To visualise the V/R variability, we first computed the average spectrum of all the ESPRESSO observations, subtracted that average from each individual spectrum, and then phase-folded the data on the ≈ 16 d period, with the result displayed as a phase-trailed spectrogram in Fig. 4. Two tentative sine wave patterns are present in the residual spectrogram (bottom panel of Fig. 4).

We attempted the same V/R analysis on the Ca H line, but similar to Section 5.1, the overlapping broad H ϵ absorption impeded a clean V/R measurement.

6 DISCUSSION

In Section 5.1, we tentatively detected a radial velocity variation in the Ca K line with $P = 15.6 \pm 0.9$ d and an amplitude of $K = 0.19 \pm 0.11$ km s⁻¹. Taking these parameters at face value and interpreting them as the circular orbital motion of the white dwarf resulting from a close-in planet leads to the following mass function for the putative

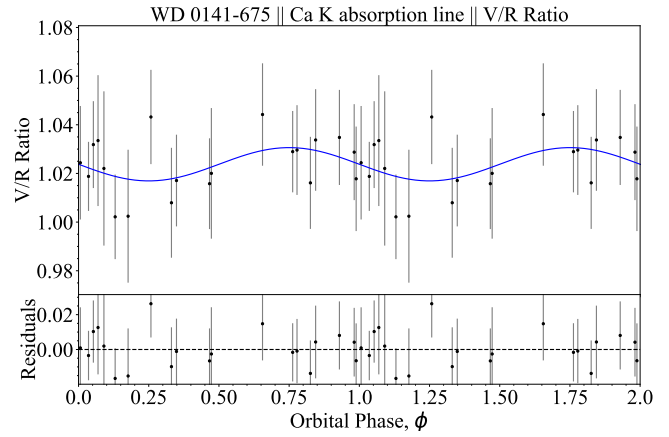
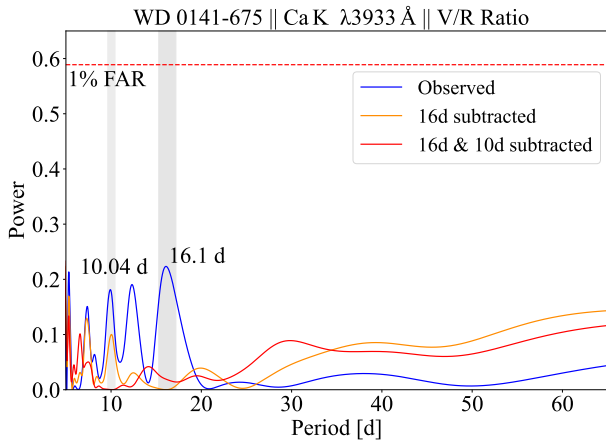


Figure 3. Same as Fig. 2, but for the V/R ratios of the Ca K line measured from the ESPRESSO spectra. The strongest signals in the LS power spectrum are found at 16.1 ± 0.9 d and 10.0 ± 0.4 d. Subtracting the ≈ 16 d signal from the data removes a secondary peak at ≈ 12 d and diminishes the strength of the ≈ 10 d peak. Further subtraction of the ≈ 10 d signal causes no noticeable changes on the overall structure of the periodogram. The right panel depicts the V/R data folded on the 16.1 ± 0.9 d period, overlaid with the best-fit sine function.

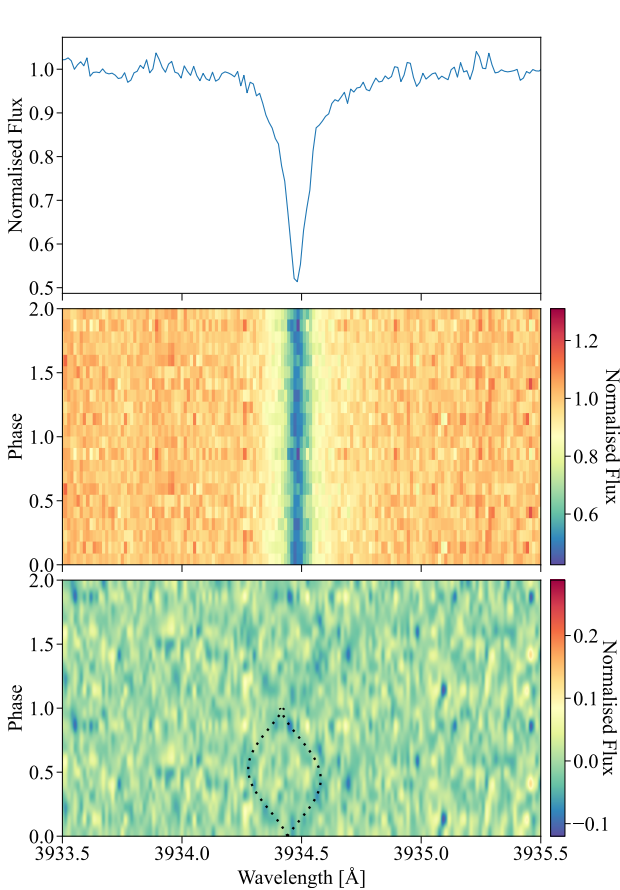


Figure 4. Top panel: Continuum normalised average spectrum. Middle panel: Triled spectrogram constructed from the time-resolved ESPRESSO data after normalising by the continuum. The individual spectra were folded on the 16.1 ± 0.9 d period and binned in 12 phase bins. We show two phase cycles for visual purposes. Bottom panel: Triled residuals after subtracting the average spectrum from each exposure. Two sine waves emerge in the residuals which are over-plotted by black dotted sine curves over the first orbit. The latter do not represent a fit to the data but are included only as a guide to the eye.

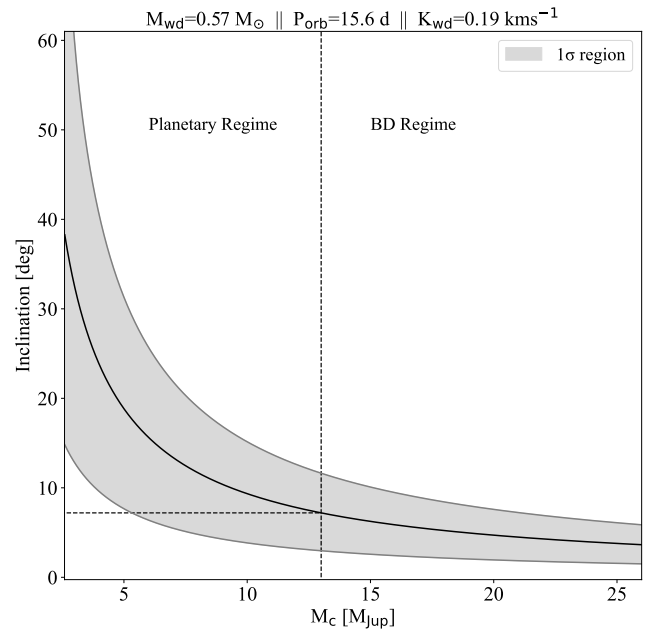


Figure 5. Mass function of a putative companion to WD 0141–675, calculated from the orbital parameters measured from the radial velocity analysis (Section 5.1, Table 1). The black line represents the mass function of the central values corresponding to $P_{\text{orb}} = 15.6 \pm 0.9$ d and $K_{\text{wd}} = 0.19 \pm 0.11$ km s $^{-1}$. The grey region shows the constraints on the inclination and mass of a possible companion within the 1σ region implied by the uncertainties in our measurements. The dashed vertical line indicates the $13 M_{\text{Jup}}$ threshold above which the companion could also be a brown dwarf. Assuming a planetary companion, the mass boundary implies a lower limit on the inclination of $i = 7 \pm 4^\circ$, indicated by the dashed horizontal line.

companion:

$$f(M_c) = \frac{PK_{\text{wd}}^3}{2\pi G} = \frac{(M_c \sin(i))^3}{(M_{\text{wd}} + M_c)^2} = 1.20 \times 10^{-5} M_{\text{Jup}} \quad (2)$$

where G is the gravitational constant and $M_{\text{wd}} = 0.57 \pm 0.02 M_\odot$ the mass of the WD as reported by [Rogers et al. \(2024\)](#). This mass

function constrains the possible values for the inclination (i) and the mass of the companion (M_c), as illustrated in Fig. 5. For an orbital inclination $i \lesssim 7^\circ$ the companion would have a mass in the brown dwarf regime, whereas $i \gtrsim 7^\circ$ allows only for a planetary mass companion. The mass reported by *Gaia*, $M_{\text{sec}} = 9.26^{+2.64}_{-1.15} M_{\text{Jup}}$, yields an orbital inclination of $i = 10.20^\circ$, which is in stark disagreement with the inclination of $i = 87.0 \pm 4.1^\circ$ inferred from Monte Carlo re-sampling by *Gaia Collaboration et al. (2023b)*. However, we remind the reader that the astrometric solution for WD 0141–675 has been retracted by the *Gaia* team. We also note that while the available *Spitzer* and *WISE* photometry rules out a brown dwarf companion (see section 3.3 of *Rogers et al. 2024* for a detailed discussion), a more stringent photometric limit on the existence of a planetary companion could be derived from deep *JWST* infrared observations³.

In summary, interpreting the radial velocity variation tentatively detected in the ESPRESSO data as the reflex motion of the white dwarf, in conjunction with the existing infrared data on WD 0141–675, implies possible solutions for a planetary companion with a lower limit of $\sim 7^\circ$ on the orbital inclination. We stress, however, that the radial velocity signal in the ESPRESSO data is not sufficiently significant to claim any detection of a companion.

7 CONCLUSIONS

WD 0141–675 was reported as hosting the first astrometrically detected planet candidate (*Gaia Collaboration et al. 2023a; Holl et al. 2023*), but was later retracted as a false positive. We have obtained time-resolved high-resolution spectroscopy of WD 0141–675 with ESPRESSO, an instrument which allows highly accurate velocity shift measurements (e.g. *Pasquini et al. 2023*). Adopting the atmospheric parameters from the photometric solution of *Rogers et al. (2024)*, we obtained a Ca abundance of $\log(\text{Ca}/\text{H}) = -10.75 \pm 0.05$ dex, in good agreement with the values reported by these authors. The narrow width of the Ca K lines yielded an upper limit on the rotational broadening of $v \sin i \approx 5 \text{ km s}^{-1}$. This is suggestive of a slow rotator, which is a common result in spectroscopic determinations of rotating rates in white dwarfs (*Berger et al. 2005*).

Analysing the radial velocities and the V/R ratio of the Ca K line both result in a tentative detection of variability with a period of $\approx 15 - 16$ d. Phase-folding the ESPRESSO spectroscopy on such signal exhibits weak periodical variability in the morphology of Ca K near its core. Fitting the radial velocities with a circular orbit results in an amplitude of $K = 0.19 \pm 0.11 \text{ km s}^{-1}$. Interpreting this variation as the (circular) reflex motion of the white dwarf implies that possible solutions to the mass function exist within the planetary mass regime. Therefore, when discarding a brown dwarf companion from existing infrared photometry (*Rogers et al. 2024*) a lower limit on the orbital inclination of $i \gtrsim 7^\circ$ is established.

Whereas we stress that the measured radial velocity variation is not statistically significant, our analysis demonstrates that ESPRESSO observations are entirely sensitive to detecting planets on close-in orbits around white dwarfs. We encourage additional ESPRESSO observations, as well as deep infrared photometry to increase the dynamic and photometric constraints on a putative companion to WD 0141–675.

³ The approved *JWST* program GO 3652 intended to obtain these observations, but was withdrawn in the wake of the retraction of WD 0141–675. We argue that a better constraint on the nature of a possible companion to WD 0141–675 remains of interest.

ACKNOWLEDGEMENTS

We thank James Munday for useful discussions on radial velocity methods. This project has received funding from the European Research Council (ERC) under the European Union’s Horizon 2020 Framework Programme (grant agreement no. 101020057). This research was in part funded by the UKRI (Grant EP/X027562/1) Research based on observations collected at the European Organisation for Astronomical Research in the Southern Hemisphere under ESO programme(s) 112.2604.001.

DATA AVAILABILITY

The ESPRESSO data are available from the ESO archive.

REFERENCES

- Berger L., Koester D., Napiwotzki R., Reid I. N., Zuckerman B., 2005, *A&A*, **444**, 565
- Blackman J. W., et al., 2021, *Nature*, **598**, 272
- Burleigh M. R., Clarke F. J., Hodgkin S. T., 2002, *MNRAS*, **331**, L41
- Burleigh M. R., et al., 2008, *MNRAS*, **386**, L5
- Debes J. H., Kilic M., 2010, in Werner K., Rauch T., eds, AIP Conf. Proc. Vol. 1273, 17th European White Dwarf Workshop. Am. Inst. Phys., New York, p. 488
- Debes J. H., Sigurdsson S., 2002, *ApJ*, **572**, 556
- Duncan M. J., Lissauer J. J., 1998, *Icarus*, **134**, 303
- Farihi J., Jura M., Zuckerman B., 2009, *ApJ*, **694**, 805
- Gaia Collaboration et al.*, 2023a, *A&A*, **674**, A1
- Gaia Collaboration et al.*, 2023b, *A&A*, **674**, A34
- Gänsicke B. T., Marsh T. R., Southworth J., Rebassa-Mansergas A., 2006, *Science*, **314**, 1908
- Gänsicke B. T., Schreiber M. R., Toloza O., Fusillo N. P. G., Koester D., Manser C. J., 2019, *Nat*, **576**, 61
- Hermes J. J., et al., 2017, *ApJS*, **232**, 23
- Hintzen P., Jensen E., 1979, *PASP*, **91**, 492
- Holl B., et al., 2023, *A&A*, **674**, A10
- Kausch W., et al., 2015, *A&A*, **576**, A78
- Kilic M., Gould A., Koester D., 2009, *ApJ*, **705**, 1219
- Koester D., 2010, *Memorie della Societa Astronomica Italiana*, **81**, 921
- Koester D., Dreizler S., Weidemann V., Allard N. F., 1998, *A&A*, **338**, 612
- Koester D., Gänsicke B. T., Farihi J., 2014, *A&A*, **566**, A34
- Limbach M. A., et al., 2024, *ApJ Lett.*, **973**, L11
- Luhman K. L., Burgasser A. J., Bochanski J. J., 2011, *ApJ Lett.*, **730**, L9
- Manser C. J., et al., 2019, *Science*, **364**, 66
- Mullally F., Winget D. E., Degennaro S., Jeffery E., Thompson S. E., Chandler D., Kepler S. O., 2008, *ApJ*, **676**, 573
- Mullally S. E., et al., 2024, *ApJ Lett.*, **962**, L32
- Pasquini L., Pala A. F., Salaris M., Ludwig H. G., Leão I., Weiss A., de Medeiros J. R., 2023, *MNRAS*, **522**, 3710
- Pepe F., et al., 2021, *A&A*, **645**, A96
- Rodriguez D. R., Zuckerman B., Melis C., Song I., 2011, *ApJ Lett.*, **732**, L29
- Rogers L. K., et al., 2024, *MNRAS*, **527**, 977
- Sanderson H., Bonsor A., Mustill A., 2022, *MNRAS*, **517**, 5835
- Silvotti R., Sozzetti A., Lattanzi M., 2011, in Schuh S., Drechsel H., Heber U., eds, AIP Conf.Proc. Vol. 1331, Planetary Systems Beyond the Main Sequence. Am. Inst. Phys, New York, p. 336
- Smette A., et al., 2015, *A&A*, **576**, A77
- Vanderbosch Z., et al., 2020, *ApJ*, **897**, 171
- Vanderburg A., et al., 2015, *Nat*, **526**, 546
- Vanderburg A., et al., 2020, *Nat*, **585**, 363
- Veras D., Gänsicke B. T., 2015, *MNRAS*, **447**, 1049
- Veras D., Crepp J. R., Ford E. B., 2009, *ApJ*, **696**, 1600
- Villaver E., Livio M., 2007, *ApJ*, **661**, 1192
- Zuckerman B., Becklin E. E., 1987, *Nat*, **330**, 138

Table A1. Log of the ESPRESSO spectroscopy, the date and time refer to the start of the observations. Each spectrum was taken with a 3144 s exposure time.

Date	Time	S/N
2023 Oct 20	03:13:49	34
2023 Oct 21	02:16:07	36
2023 Oct 25	06:03:14	34
2023 Oct 29	02:32:04	32
2023 Nov 05	03:57:32	33
2023 Nov 11	01:32:23	34
2023 Nov 13	01:54:27	29
2023 Nov 14	01:52:00	24
2023 Nov 19	01:41:56	24
2023 Nov 26	00:39:32	45
2023 Dec 05	00:30:18	37
2023 Dec 06	00:46:26	30
2023 Dec 07	01:55:34	33
2023 Dec 08	00:52:07	28
2023 Dec 09	01:47:59	21
2023 Dec 10	03:21:44	24
2023 Dec 11	03:30:44	32
2023 Dec 12	01:11:57	28
2023 Dec 16	01:28:59	30
2023 Dec 20	02:23:25	31

Zuckerman B., Koester D., Reid I. N., Hünsch M., 2003, *ApJ*, 596, 477

APPENDIX A: LOG OF THE OBSERVATIONS

This paper has been typeset from a $\text{\TeX}/\text{\LaTeX}$ file prepared by the author.