
NETWORK STRUCTURAL EQUATION MODELS FOR CAUSAL MEDIATION AND SPILLOVER EFFECTS

Ritoban Kundu¹ and Peter X.K. Song^{1*}

Department of Biostatistics, University of Michigan, Ann Arbor, Michigan, U.S.A.

*Corresponding Author

December 10, 2024

Abstract

Social network interference induces spillover effects from neighbors' exposures, and the complexity of statistical analysis increases when mediators are involved with network interference. To address various technical challenges, we develop a theoretical framework employing a structural graphical modeling approach to investigate both mediation and interference effects within network data. Our framework enables us to capture the multifaceted mechanistic pathways through which neighboring units' exposures and mediators exert direct and indirect influences on an individual's outcome. We extend the exposure mapping paradigm in the context of a random-effects network structural equation models (REN-SEM), establishing its capacity to delineate spillover effects of interest. Our proposed methodology contributions include maximum likelihood estimation for REN-SEM and inference procedures with theoretical guarantees. Such guarantees encompass consistent asymptotic variance estimators, derived under a non-i.i.d. asymptotic theory. The robustness and practical utility of our methodology are demonstrated through simulation experiments and a real-world data analysis of the Twitch Gamers Network Dataset, underscoring its effectiveness in capturing the intricate dynamics of network-mediated exposure effects. This work is the first to provide a rigorous theoretical framework and analytic toolboxes to the mediation analysis of network data, including a robust assessment on the interplay of mediation and interference.

Keywords: Causal Mediation, Directed Acyclic Graph, Network Interference, Random Effects Network Model, Spillover Effect

1 Introduction

The theory of mediation analysis can become highly intricate when experiment units are sampled from a network, a context in which limited statistical theory and methods have been explored in the literature. Consider a set of N units, often referred to as nodes and denoted by \mathcal{V} , that forms a network within which each pair is linked by an edge if a connection exists between the two nodes. The between-node connections are described by an $N \times N$ adjacency matrix E . In this paper, we focus on a first-order Markov network structure, meaning that only immediate first-degree neighbors have a direct connection to a given unit. As a result, E is a binary matrix, where $E_{ij} = 1$ if i^{th} and j^{th} nodes are connected (two units are directly connected by sharing a common edge) and $E_{ii} = 1$ and $E_{ij} = 0$ otherwise. To characterize the contiguity of a network, we denote the set of direct neighbors (or the first-degree adjacent neighbors) of unit i by $\mathcal{N}_i^\dagger = \{j \mid j \neq i \text{ and } E_{ij} = 1\}$, and the resulting unit- i -centric community is given by $\mathcal{N}_i = \mathcal{N}_i^\dagger \cup \{i\}$. Likewise, we denote a set of second-degree adjacent neighbors of unit i by $\mathcal{N}_i^\ddagger = \{k \mid k \neq i, k \notin \mathcal{N}_i^\dagger, \text{ and } E_{jk} = 1 \text{ for all } j \in \mathcal{N}_i^\dagger\}$, namely a given node i is indirectly connected to a node $k \in \mathcal{N}_i^\ddagger$ via a node $j \in \mathcal{N}_i^\dagger$, and higher-degree adjacent neighbors may be similarly defined. Figure 1 illustrates a network of five nodes $N = 5$. Focusing on "Target" Unit 1 in this example, we observe that $\mathcal{N}_1^\dagger = \{2, 3\}$ and $\mathcal{N}_1^\ddagger = \{4, 5\}$.

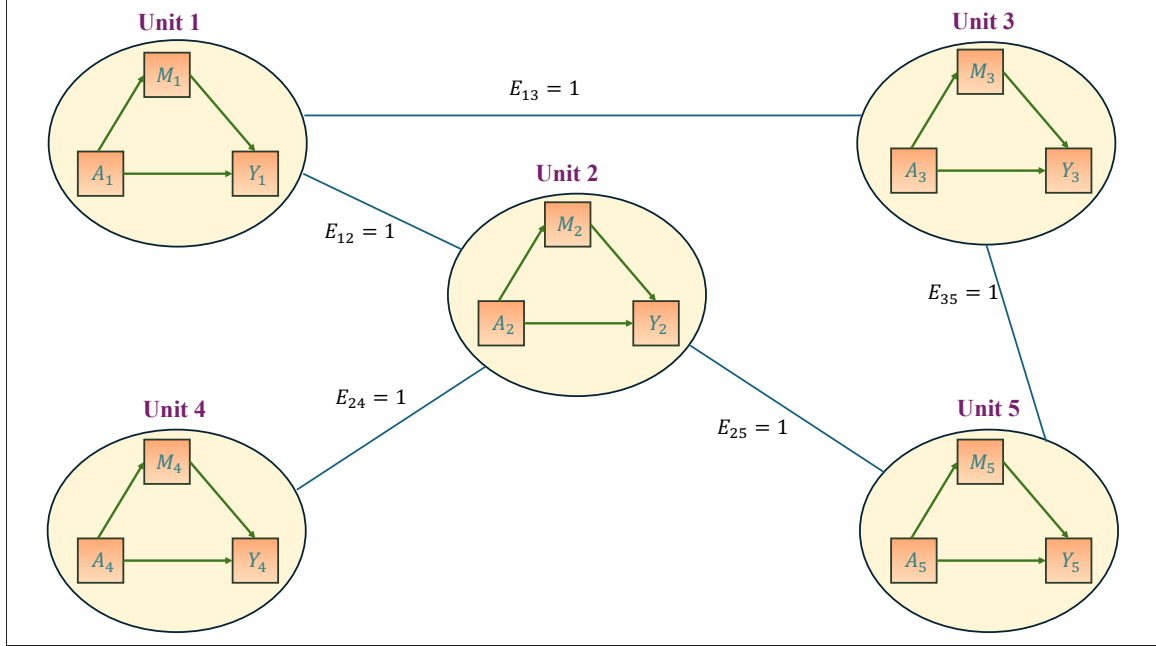


Figure 1: We consider a setup where $N = 5$. Each node or DAG-clique consists of a triplet (A, M, Y) . The relationship between a DAG-clique i and j , where $i \neq j$ and $i, j \in \mathcal{V} = \{1, 2, 3, 4, 5\}$ is characterized by the elements E_{ij} of the adjacency matrix E of network connectivity.

Each node in Figure 1 contains a Directed Acyclic Graph (DAG) clique consisting of three variables: A_i , M_i , and Y_i . Here Y_i represents a continuous outcome, M_i denotes a continuous mediator, and A_i signifies a binary exposure, with their respective supports being $\text{Supp}(Y_i) \subseteq \mathbb{R}$, $\text{Supp}(M_i) \subseteq \mathbb{R}$, and $\text{Supp}(A_i) = \{0, 1\}$. For simplicity, let the vector \mathcal{C}_i include all confounders, either continuous or categorical, that may affect the three relationships of the underlying DAG pathway: between exposure and outcome ($A \rightarrow Y$), between exposure and mediator ($A \rightarrow M$), and between mediator and outcome ($M \rightarrow Y$). Let $\dim(\mathcal{C}) = p$. Throughout this work, we restrict our attention to a binary exposure A and a one-dimensional mediator M .

In the classical theory of mediation analysis, the primary focus lies in estimation of the so-called natural direct effect (NDE) and natural indirect effect (NIE) of an exposure A on an outcome Y , where NIE is mediated through M . Typically, NDE marks the direct pathway $A \rightarrow Y$ while NIE characterizes the mediation pathway $A \rightarrow M \rightarrow Y$. The seminal work by [Baron and Kenny \(1986\)](#) laid out the essential steps for establishing mediation, providing a foundational framework that has guided numerous subsequent studies. Building on this, [Robins and Greenland \(1992\)](#) pioneered the formal examination of causal mediation analysis, setting the stage for a rapidly expanded body of research that includes many influential contributions by [Pearl \(2001\)](#); [Robins \(2003\)](#); [Rubin \(2004\)](#); [VanderWeele \(2008, 2009\)](#); [Imai et al. \(2010\)](#), among others. See more references in [Ding \(2024\)](#). Most of the existing works have focused on independently sampled units (or all $E_{ij} = 0$) in which the so-called *spillover effects* are absent and irrelevant.

In the case of network data considered in the present paper, a significant technical challenge arises due to mutual influences and interferences between network-connected units. Interference occurs when the treatment, exposure, or intervention applied to one unit may have an extended influence to the response variable of one or more connected neighboring units, a unique phenomenon emerged from social or physical interactions among units. Such effect, known as *spillover effect*, gives rise to a different type of pathway, denoted by $A_{\mathcal{N}_i^\dagger} \rightarrow Y_i$ for target unit i . This may become more complicated when self or neighborhood mediators are involved in the cross-node interplay. For instance, in Figure 1, altering the exposure A_2 of Unit 2 leads to a spillover effect on the outcome Y_1 of Unit 1 due to the network connection between units 1 and 2. Of note, this spillover effect is absent in the classical mediation analysis due to independence among units. Thus, this phenomenon requires developing new estimands, identifiability conditions, and analytics for a serious exploration theoretically and numerically. An oversight of spillover effects in the analysis can distort the understanding of how exposures and mediators influence outcomes within a network.

Traditional causal inference methods, which operate under the Stable Unit Treatment Value Assumption (SUTVA, Rubin (1980)), assume no hidden variations in treatment and thus preclude spillover effects (Sacerdote, 2001; Miguel and Kremer, 2004; Bakshy et al., 2012) in the analysis. In effect, the issue of interference has recently received a good deal of attention in the literature. Most of recent research on this topic has focused largely on methods in randomized trials collecting subjects from networks to study both direct effect and spillover effect (Hudgens and Halloran, 2008; Tchetgen and VanderWeele, 2012; Manski, 2013; Aronow and Samii, 2017; Leung, 2020; Sävje et al., 2021; Hu et al., 2022). For example, Ogburn et al. (2022) investigated semiparametric estimation and inference for causal effects using observational data from a single social network while introduced some new causal estimands that are particularly relevant in social network settings. Tchetgen Tchetgen et al. (2021) developed innovative statistical methodologies for causal inference within the context of interference with no assumption of outcome independence among non-overlapping clusters such as a single interconnected network. Recent studies by Manski (2013), Aronow and Samii (2017), and Leung and Loupos (2022) utilized the concept of exposure mapping to define effective treatment due to neighbors, thereby aiding in the identification of causal effects under interference. Moreover, Sweet (2019) and Liu et al. (2021) proposed mediation models that incorporate social networks as mediators to explore the potential mediation role of these networks.

Despite these advancements, no existing statistical theory and methods have addressed the challenge of defining a unified framework for comprehensively studying the full spectrum of various effects involving both mediators and network interference. This is because the holistic approach is technically complex involving a great deal of nuance. To fill such a significant technical gap, this paper aims to advance the field by introducing a rigorous holistic theoretical framework designed specifically to establish and analyze the mechanistic pathways that involve both mediators and network-connected units simultaneously. The resulting comprehensive analytic enables to understand the joint effects of mediation and network interference, thereby enhancing applicability and capacity of causal inference in network data settings.

To address this technical need of analyzing spillover effects and increase the capacity of causal inference in a network setting, we propose a new linear random effects network structural equation model (REN-SEM) by extending the existing Directed Acyclic Graph (DAG) framework in Section 2.2. As a result, this new REN-SEM can account for both the direct and indirect influences of neighboring units' exposures and mediators on a target individual's outcome. This added capacity gives practitioners an opportunity to explore multifaceted channels of causal effects through which both self and neighboring exposure variables may impact a target outcome via self and/or neighboring mediators, all warranted under the network contiguity. In Section 2.3, we extend the concept of exposure mapping to explicitly and accurately delineate various spillover effects within the REN-SEM formulation. After introducing different mediation and interference estimands in addition to the classical NDE and NIE, we impose and discuss the necessary identifiability assumptions for the identification of all the estimands under investigation in Section 3. We present the identification theorem to estimate the proposed mediation and interference estimands using available data in Section 4. In Section 5, we present a rigorous theoretical foundation along with asymptotic results and consistent variance estimators for the proposed REN-SEM using large-sample techniques of dependent data. Furthermore, in Section 6, we conduct extensive simulation experiments to evaluate finite-sample performances of the proposed statistical methods for the estimation of various estimands, including the coverage probability to illustrate the validity of the proposed large-sample inference. Section 7 illustrates our proposed methodology by a study of gaming behaviors using the *Twitch Gamers Social Network* dataset, and Section 8 provides some concluding remarks. Most technical details are included in the Supplementary Material.

2 Framework

2.1 Structural Graphical Modeling Approach

To develop the framework for studying mechanistic pathways from the exposure vector $\mathbf{A} = (A_1, A_2, \dots, A_N)$ of a network on an individual's outcome Y in the presence of mediators and network interference, we extend the seminal Structural Equation Modeling (SEM) approach. The system of SEMs consists of models for the relationships within individual unit-specific DAGs (A_i, M_i, Y_i) as functions of self-confounders \mathcal{C}_i , variables of neighboring DAGs $(\mathbf{A}_{\mathcal{N}_i^\dagger}, \mathbf{M}_{\mathcal{N}_i^\dagger}, \mathbf{Y}_{\mathcal{N}_i^\dagger})$ and neighbors' confounders $\mathcal{C}_{\mathcal{N}_i^\dagger}$, for nodes $i = 1, 2, \dots, N$ within a network. To account for the dependencies within the mediator vector $\mathbf{M} = (M_1, M_2, \dots, M_N)$ and the outcome vector $\mathbf{Y} = (Y_1, Y_2, \dots, Y_N)$ of a network, we invoke unit-specific random effects $b_i^M \in \mathbb{R}$ and $b_i^Y \in \mathbb{R}$, respectively. Under a fixed network structure, all distributional assumptions, as well as mediation and interference estimands, are specified conditional on a given network adjacency matrix E . This approach aligns with the popular analytical framework in the current literature considered by, for example, Ogburn et al. (2022). In contrast, Li and Wager (2022) explores the estimation of treatment

effects under a random network in a graphon modeling framework, a situation that introduces additional technical complexities, which consequently requires different theoretical toolboxes to address extra randomness arising from the realization of network samples. The situation of random networks is not the focus of this paper. The system of SEMs is structured by the following equations: for unit $i = 1, \dots, N$ in a given network E ,

$$\begin{cases} Y_i = f_y(A_i, \mathbf{A}_{\mathcal{N}_i^\dagger}, M_i, \mathbf{M}_{\mathcal{N}_i^\dagger}, \mathbf{C}_i, \mathbf{C}_{\mathcal{N}_i^\dagger}, b_i^Y, \mathbf{b}_{\mathcal{N}_i^\dagger}^Y, \epsilon_i^Y, E), \\ M_i = f_m(A_i, \mathbf{A}_{\mathcal{N}_i^\dagger}, C_i, \mathbf{C}_{\mathcal{N}_i^\dagger}, b_i^M, \mathbf{b}_{\mathcal{N}_i^\dagger}^M, \epsilon_i^M, E), \\ A_i = f_a(\mathbf{C}_i, \mathbf{C}_{\mathcal{N}_i^\dagger}, \epsilon_i^A, E), \end{cases} \quad (1)$$

where $\epsilon_i^Y, \epsilon_i^M, \epsilon_i^A$ are the corresponding error (or noise) terms for the distributions of the triplets (Y_i, M_i, A_i) in a DAG of target node i , respectively; $f_y(\cdot), f_m(\cdot), f_a(\cdot)$ are generic notations for the respective machinery to generate the three outputs given the inputs and random noises on the right-hand side of the equations. Note that $f_a(\cdot)$ generates a binary output in $\{0, 1\}$. Using the above SEMs in (1), we model if, and to which extend, the exposure vector $\mathbf{A} = (A_1, A_2, \dots, A_N)$ affects the outcome Y of a target unit in a DAG (A, M, Y) . Such effects are present through seven pathways given as follows:

- Path-1. Intra-DAG ($A \rightarrow Y$);
- Path-2. Intra-DAG ($A \rightarrow M \rightarrow Y$);
- Path-3. Inter-DAG ($A \rightarrow \mathbf{M}_{\mathcal{N}^\dagger} \rightarrow Y$);
- Path-4. Inter-DAG ($\mathbf{A}_{\mathcal{N}^\dagger} \rightarrow Y$);
- Path-5. Inter-DAG ($\mathbf{A}_{\mathcal{N}^\dagger} \rightarrow M \rightarrow Y$);
- Path-6. Inter-DAG ($\mathbf{A}_{\mathcal{N}^\dagger} \rightarrow \mathbf{M}_{\mathcal{N}^\dagger} \rightarrow Y$);
- Path-7. Inter-DAG ($\mathbf{A}_{\mathcal{N}^\dagger} \rightarrow \mathbf{M}_{\mathcal{N}^\dagger} \rightarrow Y$).

To elaborate these seven paths pictorially, we create Figure 2 based on the network topology of 5 nodes in Figure 1. This figure illustrates the seven distinct mechanistic pathways originating from exposure A_1 of unit 1, as well as from its first-degree and second-degree neighbors, impacting the outcome Y_1 of unit 1. Specifically, given the network E matrix of Figure 1, units 2 and 4 are among the first-degree and second-degree neighbors of target node 1, respectively. The resulting seven pathways, Path-1 to Path-7 for the outcome Y_1 of unit 1, are: $A_1 \rightarrow Y_1, A_1 \rightarrow M_1 \rightarrow Y_1, A_1 \rightarrow M_2 \rightarrow Y_1, A_2 \rightarrow Y_1, A_2 \rightarrow M_1 \rightarrow Y_1, A_2 \rightarrow M_2 \rightarrow Y_1$ and finally $A_4 \rightarrow M_2 \rightarrow Y_1$. Next we consider a special class of Network SEMs which will form the basis of further methodological development and theoretical analysis.

2.2 Linear Random Effects Network SEM (REN-SEM)

In the rest of paper we consider a specific system of generative machinery for $f_y(\cdot), f_m(\cdot), f_a(\cdot)$ in our further exploration. As the first theoretical work in this field, we would like to start with a scenario where both Y and M are continuous, while the exposure variable A is binary. As evident in the paper, the related methodology and analytics are flexible and generalizable to allow a continuous exposure variable A , as well as other nonlinear settings (e.g. binary or survival outcomes) with little effort.

Let $n_i = \sum_{j \neq i} E_{ij}$ be the degree of connectivity (i.e. the number of first-degree neighbors) for unit i . For any vector \mathbf{V} of $\dim(\mathbf{V}) = n_i$, define an operator $S_{1i}(\cdot) : \mathbb{R}^{n_i} \rightarrow \mathbb{R}$ by $S_{1i}(\mathbf{V}) = \frac{1}{n_i} \sum_{j \neq i} E_{ij} V_j$, a weighted average of neighboring elements in \mathbf{V} that connect to unit i . Moreover, for any $n_i \times p$ matrix $\mathbf{V} = (\mathbf{V}_1, \mathbf{V}_2, \dots, \mathbf{V}_p)$, we apply the operator S_{1i} on each column vector, yielding a p -dimensional operator $\mathbf{S}_{1i}(\mathbf{V}) = [S_{1i}(\mathbf{V}_1), \dots, S_{1i}(\mathbf{V}_p)]$. Throughout this paper, we assume that for any $i \neq j$ in \mathcal{V} ,

Assumption 1. $A_i \perp A_j | \mathbf{C}_i, \mathbf{S}_{1i}(\mathbf{C}_{\mathcal{N}_i^\dagger}), \mathbf{C}_j, \mathbf{S}_{1j}(\mathbf{C}_{\mathcal{N}_j^\dagger})$.

Assumption 1 implies that given self and neighboring confounders, individual exposures are independent. First, we specify the outcome generative machinery $f_y(\cdot)$ by a linear random-effects model of the form:

$$Y_i = \beta_0 + \beta_1 A_i + \beta_2 S_{1i}(\mathbf{A}_{\mathcal{N}_i^\dagger}) + \beta_3 M_i + \beta_4 S_{1i}(\mathbf{M}_{\mathcal{N}_i^\dagger}) + \beta_5^T \mathbf{C}_i + \beta_6^T \mathbf{S}_{1i}(\mathbf{C}_{\mathcal{N}_i^\dagger}) + E_i^T \mathbf{b}^Y + \epsilon_i^Y, \quad (2)$$

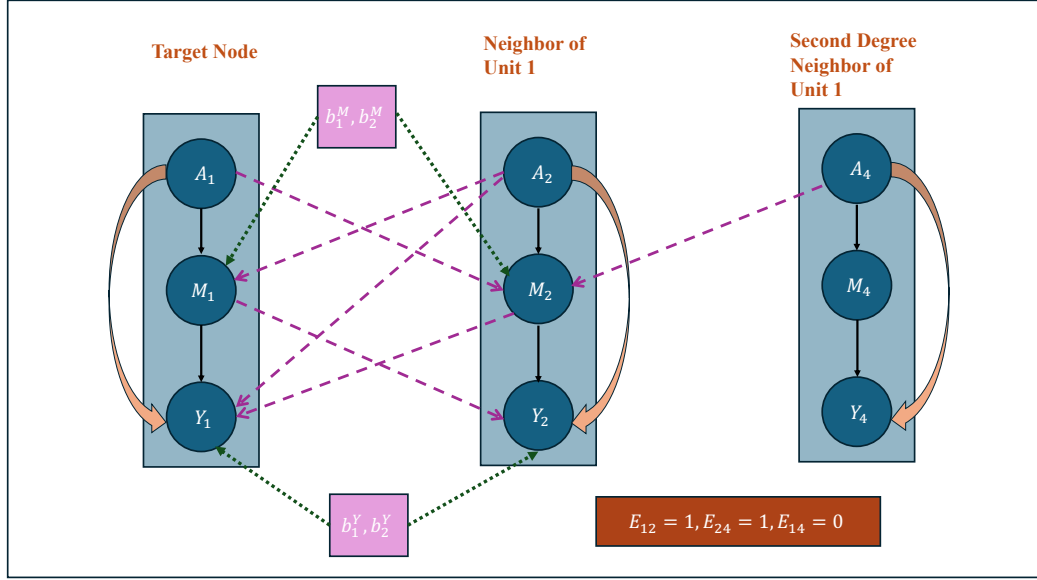


Figure 2: Different mechanistic pathways arising from the exposures of unit 1, its first degree and second degree neighbors, on the outcome of unit 1, where units 2 and 4 are regarded as representatives of first and second degree neighbors of unit 1, respectively, according to the network topology given in Figure 1.

where $\epsilon^Y = (\epsilon_1^Y, \dots, \epsilon_N^Y)^T \sim \text{MVN}(\mathbf{0}, \sigma_y^2 \mathcal{I}_{N \times N})$ and $\mathbf{b}^Y = (b_1^Y, \dots, b_N^Y)^T \sim \text{MVN}(\mathbf{0}, \sigma_{b^Y}^2 \mathcal{I}_{N \times N})$ and E_i denotes the i^{th} row of the adjacency matrix E . Next the mediator generative machinery $f_m(\cdot)$ also takes a linear random-effects model:

$$M_i = \gamma_0 + \gamma_1 A_i + \gamma_2 S_{1i}(\mathbf{A}_{\mathcal{N}_i^\dagger}) + \gamma_3^T \mathbf{C}_i + \gamma_4^T \mathbf{S}_{1i}(\mathbf{C}_{\mathcal{N}_i^\dagger}) + E_i^T \mathbf{b}^M + \epsilon_i^M, \quad (3)$$

where $\epsilon^M = (\epsilon_1^M, \dots, \epsilon_N^M)^T \sim \text{MVN}(\mathbf{0}, \sigma_m^2 \mathcal{I}_{N \times N})$ and $\mathbf{b}^M = (b_1^M, \dots, b_N^M)^T \sim \text{MVN}(\mathbf{0}, \sigma_{b^M}^2 \mathcal{I}_{N \times N})$. In the above models $\epsilon^Y, \epsilon^M, \mathbf{b}^Y, \mathbf{b}^M$ are assumed to be mutually independent. Finally, machinery $f_a(\cdot)$ is specified as: $A_i | \mathbf{C}_i, \mathbf{S}_{1i}(\mathbf{C}_{\mathcal{N}_i^\dagger})$ follows a Bernoulli distribution with

$$P[A_i = 1 | \mathbf{C}_i, \mathbf{S}_{1i}(\mathbf{C}_{\mathcal{N}_i^\dagger})] = f(\mathbf{C}_i, \mathbf{S}_{1i}(\mathbf{C}_{\mathcal{N}_i^\dagger}), \boldsymbol{\alpha}), \quad (4)$$

where $f(\cdot)$ is a certain function of self and neighboring confounders parameterized by $\boldsymbol{\alpha}$. The resulting system of models (2), (3) and (4) is called *Random Effects Network SEM (REN-SEM)* in this paper.

2.3 Potential Outcomes and Community-Level Exposure

Let $M_i(\mathbf{a})$ denote the potential value of the mediator of unit i given the entire exposure vector $\mathbf{A} = (A_1, A_2, \dots, A_N)$ with $\mathbf{A} = \mathbf{a} \in \{0, 1\}^N$; that is, $M_i(\cdot) : \{0, 1\}^N \rightarrow \mathbb{R}$. Similarly, let $Y_i(\mathbf{a}, \mathbf{m})$ denote the potential value of the outcome for unit i when \mathbf{A} is set at \mathbf{a} and $\mathbf{M} = (M_1, M_2, \dots, M_N)$ is set at \mathbf{m} , where $Y_i(\cdot, \cdot) : \{0, 1\}^N \times \mathbb{R}^N \rightarrow \mathbb{R}$. Moreover, $Y_i(\mathbf{a}, \mathbf{M}(\mathbf{a}'))$ denotes the potential value of the outcome for unit i if \mathbf{A} were set at \mathbf{a} and \mathbf{M} were set at the value that it would have taken if $\mathbf{A} = \mathbf{a}'$. The above global control or simultaneous manipulation of the full exposure vector is unrealistic and limits possible local situations and applicability of the data analytics. More realistic scenarios would pertain to manipulations on a subset of the N exposures in a network community as well as their summary functions such as community-level aggregated exposures. To differentiate between individual-level and neighborhood community-level effects and appropriately characterize causal mediation and interference effects, we propose an extended conceptual framework of the exposure mapping function for neighborhood exposures, first introduced in Manski (2013). This extension is applicable to any general class of Network SEMs specified by the system of SEMs in

(1), where the REN-SEM in (2)-(4) is a special case.

Exposure Mapping Functions $M(\cdot)$. Based on the system of SEMs in (1) we observe that i^{th} unit's self mediator M_i is dependent on the entire exposure vector \mathbf{A} only through both self exposure A_i and neighbors' exposures $\mathbf{A}_{\mathcal{N}_i^\dagger}$ of this unit. To introduce a local community (e.g. the set of first-degree neighbors) into the SEMs, we restrict the dependence of self mediator M_i on all other exposures $\mathbf{A}_{\mathcal{N}_i^\dagger}$ only through a lower-dimensional mapping, $\mathbf{T}_{1i}(\cdot) : \{0, 1\}^{n_i} \rightarrow \mathcal{A}_{1i}$ with $\dim(\mathcal{A}_{1i}) \leq n_i$. Mathematically, this translates the dimensional reduction to the following form of mapping: with $\mathbf{a} = (a_i, \mathbf{a}_{\mathcal{N}_i^\dagger}, \mathbf{a}_{-\mathcal{N}_i^\dagger})$,

$$M_i(\mathbf{a}) = \widetilde{M}_i(a_i, \mathbf{T}_{1i}(\mathbf{a}_{\mathcal{N}_i^\dagger})), \quad a_i \in \{0, 1\}, \mathbf{a}_{\mathcal{N}_i^\dagger} \in \{0, 1\}^{n_i}, \quad (5)$$

where $\mathbf{T}_{1i}(\cdot)$ may be regarded as of a sufficient dimension reduction on the full exposures involving only the community of first-degree neighbors, and the resulting mapping $\widetilde{M}_i(\cdot, \cdot) : \{0, 1\} \times \mathcal{A}_{1i} \rightarrow \mathbb{R}$. In the context of the REN-SEM in (2)-(4), this mapping $\mathbf{T}_{1i}(\cdot)$ in model (3) takes a simple form: the average number of first-degree neighbors receiving the treatment. Specifically, for node i , we have mapping $\mathbf{T}_{1i} \equiv S_{1i}$.

Exposure Mapping Functions $Y(\cdot, \cdot)$. Suggested by the system of SEMs in (1), the outcome variable of i^{th} unit, Y_i , depends on its self exposure A_i and self mediator M_i as well as the first-degree neighborhood community's exposures and mediators and, interestingly, the second-degree neighborhood community's exposures through the first-degree community's mediators. To capture key features of such complex interference, we postulate that outcome Y_i is influenced by neighborhood exposures and mediators only through lower dimensional aggregated signals by $\mathbf{T}_{2i}(\cdot) : \{0, 1\}^{n_i} \rightarrow \mathcal{A}_2$ and $\mathbf{T}_{3i}(\cdot) : \mathbb{R}^{n_i} \rightarrow \mathcal{M}_1$, where both $\dim(\mathcal{A}_2)$ and $\dim(\mathcal{M}_1)$ are less than or equal to n_i . Mathematically, once again we utilize the strategy of sufficient dimension reduction by imposing the following simplification: With the decomposition $\mathbf{a} = (a_i, \mathbf{a}_{\mathcal{N}_i}, \mathbf{a}_{-\mathcal{N}_i^\dagger})$,

$$\begin{aligned} Y_i(\mathbf{a}) &= Y_i(\mathbf{a}, \mathbf{M}(\mathbf{a})) = \widetilde{Y}_i(a_i, \mathbf{T}_{2i}(\mathbf{a}_{\mathcal{N}_i^\dagger}), M_i(\mathbf{a}), \mathbf{T}_{3i} \circ \mathbf{M}_{\mathcal{N}_i^\dagger}(\mathbf{a})) \\ &= \widetilde{Y}_i(a_i, \mathbf{T}_{2i}(\mathbf{a}_{\mathcal{N}_i^\dagger}), \widetilde{M}_i(a_i, \mathbf{T}_{1i}(\mathbf{a}_{\mathcal{N}_i^\dagger})), \mathbf{T}_{3i} \circ \mathbf{M}_{\mathcal{N}_i^\dagger}(\mathbf{a})). \end{aligned} \quad (6)$$

where the resulting mapping $\widetilde{Y}_i(\cdot) : \{0, 1\} \times \mathcal{A}_2 \times \mathbb{R} \times \mathcal{M}_1 \rightarrow \mathbb{R}$, and “ \circ ” denotes the operator for the compound of two functions. The second equality stems from the assumption that the outcome Y is influenced directly by the neighborhood exposure and mediator vectors through low-dimensional combined features generated by functions $\mathbf{T}_{2i}(\cdot)$ and $\mathbf{T}_{3i}(\cdot)$ respectively. The third equality follows from equation (5). In the REN-SEM specified by (2) and (3), it is easy to show that for unit i we have the following the summary exposure mappings:

$$\mathbf{T}_{1i}(\mathbf{a}_{\mathcal{N}_i^\dagger}) = \mathbf{T}_{2i}(\mathbf{a}_{\mathcal{N}_i^\dagger}) = S_{1i}(\mathbf{a}_{\mathcal{N}_i^\dagger}), \quad \text{and} \quad \mathbf{T}_{3i} \circ \mathbf{M}_{\mathcal{N}_i^\dagger}(\mathbf{a}) = S_{1i} \circ \mathbf{M}_{\mathcal{N}_i^\dagger}(\mathbf{a})$$

To understand a certain interfering effect of \mathbf{A} on Y through the neighborhood mediator summary function $S_{1i} \circ \mathbf{M}_{\mathcal{N}_i^\dagger}(\mathbf{A})$ on node i , we obtain under model (3),

$$S_{1i} \circ \mathbf{M}_{\mathcal{N}_i^\dagger}(\mathbf{a}) = (\gamma_0 + \gamma_2 a_i) + \frac{1}{n_i} \sum_{j \neq i} E_{ij} \left\{ \gamma_1 a_j + \gamma_2 S_{1j}(\mathbf{a}_{\mathcal{N}_i^\dagger}) + \gamma_3 \mathbf{C}_j + \gamma_4 \mathbf{S}_{1j}(\mathbf{C}_{\mathcal{N}_i^\dagger}) + E_j^T \mathbf{b}^M + \epsilon_j^M \right\}.$$

We further write

$$\frac{1}{n_i} \sum_{j \neq i} E_{ij} S_{1j}(\mathbf{a}_{\mathcal{N}_i^\dagger}) = S_{2i}(\mathbf{a}_{\mathcal{N}_i^\dagger}) + S_{3i}(\mathbf{a}_{\mathcal{N}_i^\dagger})$$

where,

$$S_{2i}(\mathbf{a}_{\mathcal{N}_i^\dagger}) = \sum_{j \neq i} \frac{1}{n_i n_j} \sum_{k \neq j, k \in \mathcal{N}_i^\dagger} E_{ij} E_{jk} a_k, \quad S_{3i}(\mathbf{a}_{\mathcal{N}_i^\dagger}) = \sum_{j \neq i} \frac{1}{n_i n_j} \sum_{k \neq j, k \in \mathcal{N}_i^\dagger} E_{ij} E_{jk} a_k.$$

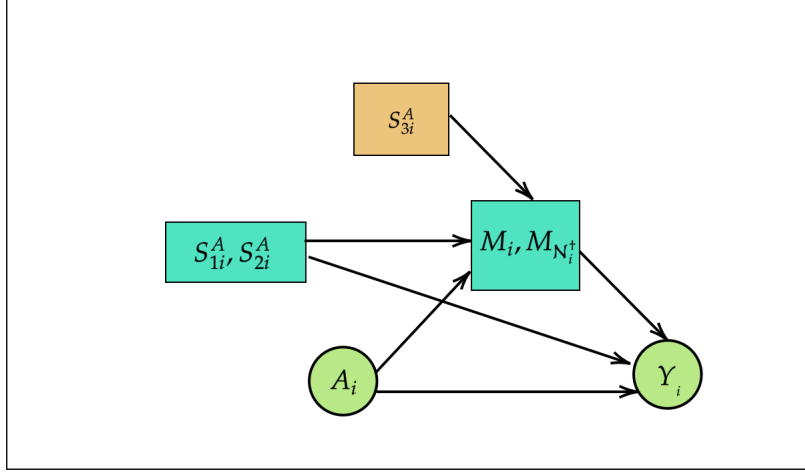


Figure 3: Directed acyclic graph showing the dependencies of self A_i and aggregated exposures ($S_{1i}^A, S_{2i}^A, S_{3i}^A$) on outcome through self M_i and neighboring mediators $M_{N_i^\dagger}$ for the i -th node in which confounders are omitted.

Thus, in the REN-SEM system, the effects of A on Y manifest through $T_{3i} \circ M_{N_i^\dagger}(A)$ driven by the following aggregated community-level exposures: $S_{1i}(A_{N_i^\dagger})$, $S_{2i}(A_{N_i^\dagger})$ and $S_{3i}(A_{N_i^\dagger})$. For simplicity, let $S_{1i}^A := S_{1i}(A_{N_i^\dagger})$, $S_{2i}^A := S_{2i}(A_{N_i^\dagger})$ and $S_{3i}^A := S_{3i}(A_{N_i^\dagger})$. Clearly, S_{1i}^A is the first-degree neighborhood community-level exposure; S_{2i}^A is the aggregated exposure of first-degree neighbors influencing outcome Y through their mediators; and S_{3i}^A is the aggregated exposure of second-degree neighbors influencing outcome Y through first-degree neighbors' mediators. Hence one can define a function $S_{4i}(\cdot) : U \rightarrow \mathbb{R}$, where $U \subseteq \text{Supp}(A_i, S_{1i}^A, S_{2i}^A, S_{3i}^A)$, such that

$$S_{4i}(a_i, s_{1i}^A, s_{2i}^A, s_{3i}^A) := S_{1i} \circ M_{N_i^\dagger}(a)$$

Let $S_{1i}^M := S_{4i}(A_i, S_{1i}^A, S_{2i}^A, S_{3i}^A)$. These channels of effects are illustrated in Figure 3 along with the pathways of influences on outcome Y by various forms of self and aggregated exposures through self and neighboring mediators. Now we ready to state the consistency assumption that is one of the fundamental identifiability conditions in the potential outcomes paradigm.

Condition 1. (Consistency Assumption) In a network of N units connected by a given adjacency matrix $E = (E_{ij})$, the potential outcomes satisfy:

- (i) Potential Outcome $\tilde{Y}_i(a, s_1^A, m, s_1^M)$ in equation (6) equals to observed Y_i when $(A_i, S_{1i}^A, M_i, S_{1i}^M) = (a, s_1^A, m, s_1^M)$ for any $a \in \{0, 1\}$, $s_1^A \in [0, 1]$, $m \in \mathbb{R}$ and $s_1^M \in \mathbb{R}$;
- (ii) Potential Mediator $\tilde{M}_i(a, s_1^A)$ in equation (5) equals to observed M_i when $(A_i, S_{1i}^A) = (a, s_1^A)$ for any $a \in \{0, 1\}$ and $s_1^A \in [0, 1]$;
- (iii) $S_{4i}(a, s_1^A, s_2^A, s_3^A)$ equals to observed S_{1i}^M when $(A_i, S_{1i}^A, S_{2i}^A, S_{3i}^A) = (a, s_1^A, s_2^A, s_3^A)$ for any $a \in \{0, 1\}$, $s_1^A \in [0, 1]$, $s_2^A \in \text{Supp}(S_{2i}^A | S_{1i}^A = s_1^A)$ and $s_3^A \in [0, 1]$.

3 Mediation and Interference Pathways

It follows from equation (6) that in the REN-SEM potential outcome $\tilde{Y}_i(\cdot)$ is a function of $(A_i, S_{1i}^A, S_{2i}^A, S_{3i}^A)$, as shown in Figure 3. It is challenging in terms of both administrative and financial resources to simultaneously intervene on

exposures in practice in multiple communities. A realistic task is to focus on investigating the total effects of self and first-degree neighborhood exposures on the outcome through $\mathbf{D}_i = (A_i, S_{1i}^A)$ by marginalizing the other higher order aggregated exposures of (S_{2i}^A, S_{3i}^A) . Consequently, we shall focus on the spillover effect of first-degree neighborhood exposures on the outcome solely through S_{1i}^A , the average number of first-degree neighboring units receiving the treatment. Such task targets at the estimands of primary interest in practice, facilitating the identification, feasibility and robustness in the analysis of causal mediation and interference effects, so that results enjoy interpretability.

To elucidate this point, let us consider our motivating data example in Section 7 with the platform primarily focusing on video gaming, including playthroughs, eSports broadcasts, and other gaming-related events. Within the network, each node represents a Twitch user while edges between nodes indicate mutual following relationships among users. A triple of variables measured on each node includes (i) a binary exposure $A \in \{0, 1\}$ with $A = 1$ indicates a user having mature content in light of explicit language, sexual content, graphic violence, or other adult themes, and $A = 0$ otherwise; (ii) a continuous mediator M representing the lifetime of user’s account; and (iii) a continuous outcome Y as the number of views on the user’s account. We want to assess how content maturity and network dynamics can influence viewership within the Twitch social network. To do this, node-level DAGs are imposed to study the mechanistic impact of maturity content—both of an individual and their network friends’ average—on a user’s account views, which may be potentially mediated by the account lifetime of both the individual and their neighbors.

3.1 Marginalization

Denote the set of entire confounders by $\mathbf{X}_i = [C_i, C_{\mathcal{N}_i^+}, C_{\mathcal{N}_i^-}]$. Due to the fact that $A_i, S_{1i}^A, S_{2i}^A,$ and S_{3i}^A are intercorrelated within the network, the marginalization involves a chain of two nested operations: In the first step, marginalizing the influence of S_{3i}^A is straightforward by integrating relevant estimands with respect to the distribution of $S_{3i}^A | \mathbf{X}_i$. In the second step, marginalizing S_{2i}^A is done through the conditional distribution of S_{2i}^A given S_{1i}^A and \mathbf{X}_i , which ensures that alterations in S_{1i}^A remain valid interventions.

It is worth point out that not all possible values of exposures $\mathbf{D}_i = (A_i, S_{1i}^A)$ correspond to valid interventions under a given adjacency matrix. For instance, when examining the total causal effect on Y with changes of the exposures from $D' = (0, 0)$ to $D = (1, 0.5)$, this exposure shift in the second element, S_{1i}^A is only plausible for units whose network degrees ($n_i = \sum_{j \neq i} E_{ij}$) are a multiple of two. This restriction automatically selects a subset of nodes with even network degrees leading to significant data attrition and distortion on the qualification of selected units in the network. Therefore, we need to regulate the network structure and low-dimensional exposure aggregations to avoid this unpleasant scenario.

Assumption 2. For all units, $i \in \{1, 2, \dots, N\}$, $n_i > 0$, namely each unit in the network has at least one connection with other units.

Assumption 3. A change in S_{1i}^A from $s_1^{A'}$ to s_1^A for unit i is equivalent to a change in S_{1i}^A from $\frac{[s_1^{A'} n_i]}{n_i}$ to $\frac{[s_1^A n_i]}{n_i}$, where $\sum_{j \neq i} E_{ij} A_j$ changes plausibly from $[s_1^{A'} n_i]$ to $[s_1^A n_i]$. Here $[x]$ denotes the integer nearest to x .

Assumption 3 allows us to include all the units of a network in the analysis under the consideration of plausible changes in the average number of first-degree neighbors receiving the treatment. Let $\widetilde{s}_{1i}^A = \frac{[s_1^A n_i]}{n_i}$ denote a plausible value of the aggregated exposure by the first-degree neighboring community. For any random vector \mathbf{V} , denote an operator of three chained marginalization steps by

$$\vec{\mathbb{E}}_i^A(\mathbf{V}) = \mathbb{E}_{\mathbf{X}_i} \left[\mathbb{E}_{S_{3i}^A | \mathbf{X}_i} \left\{ \mathbb{E}_{S_{2i}^A | S_{1i}^A = \widetilde{s}_{1i}^A, \mathbf{X}_i} \mathbb{E}(\mathbf{V} | \mathbf{X}_i, S_{3i}^A, S_{2i}^A, S_{1i}^A) \right\} \right]. \quad (7)$$

Similarly, we define such operation on a counterfactual exposure A' by

$$\vec{\mathbb{E}}_i^{A'}(\mathbf{V}) = \mathbb{E}_{\mathbf{X}_i} \left[\mathbb{E}_{S_{3i}^A | \mathbf{X}_i} \left\{ \mathbb{E}_{S_{2i}^A | S_{1i}^A = \widetilde{s}_{1i}^{A'}, \mathbf{X}_i} \mathbb{E}(\mathbf{V} | \mathbf{X}_i, S_{3i}^A, S_{2i}^A, S_{1i}^A) \right\} \right]. \quad (8)$$

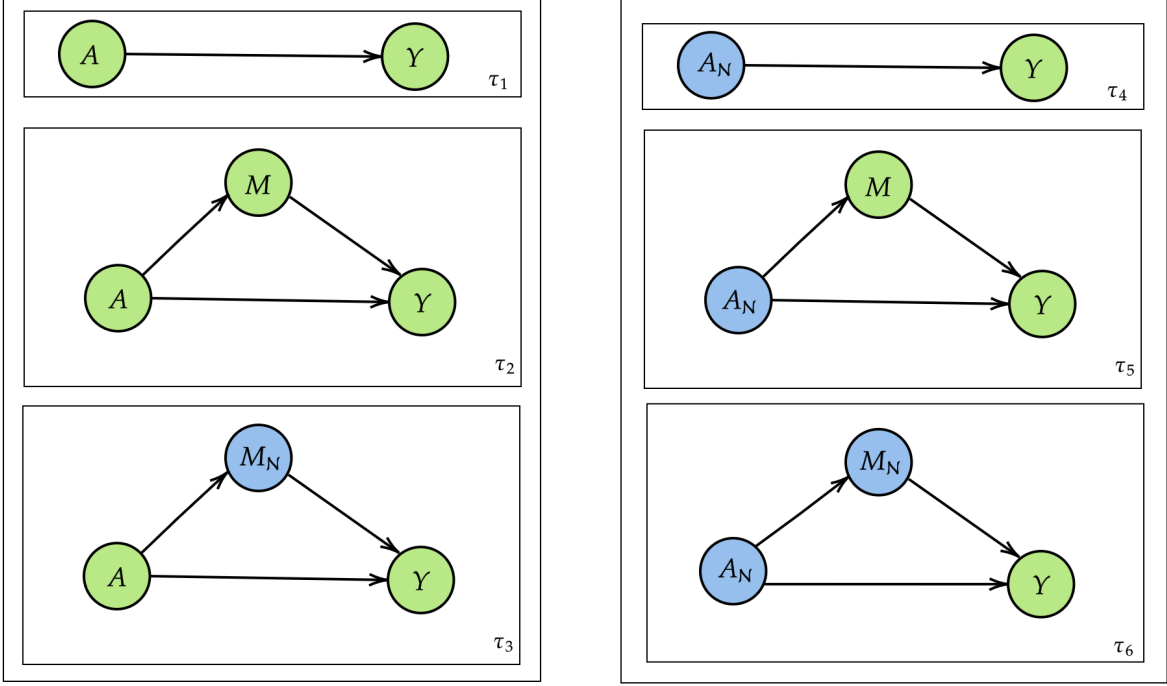


Figure 4: Six DAGs represent the mediation and interference pathways for the corresponding six estimands, $\tau_1, \tau_2, \tau_3, \tau_4, \tau_5, \tau_6$, respectively with individual's self exposure (A), self mediator (M), self response (Y), neighborhood exposure (A_{N^\dagger}), neighbourhood mediator (M_{N^\dagger}). These DAGs do not contain the confounders for simplicity.

3.2 Key Estimands of Interest

There are a total of six estimands of interest in the network setting when aggregate exposure $D_i = (A_i, S_{1i})$ changes from $d' = (a', s_{1'}^{A'})$ to $d = (a, s_1^A)$. They may be classified into five classes, each defined in turn as follows. We begin with the total effect.

Definition 3.1. *The first-order marginal total effect is given as follows:*

$$\tau_{tot}(d', d) = \frac{1}{N} \sum_{i=1}^N \left[\bar{\mathbb{E}}_i^A \left\{ \tilde{Y}_i \left(a, \tilde{s}_{1i}^A, \tilde{M}_i \left(a, \tilde{s}_{1i}^A \right), S_{4i} \left(a, \tilde{s}_{1i}^A, S_{2i}^A, S_{3i}^A \right) \right) \right\} - \bar{\mathbb{E}}_i^{A'} \left\{ \tilde{Y}_i \left(a', \tilde{s}_{1i}^{A'}, \tilde{M}_i \left(a', \tilde{s}_{1i}^{A'} \right), S_{4i} \left(a', \tilde{s}_{1i}^{A'}, S_{2i}^A, S_{3i}^A \right) \right) \right\} \right],$$

where the higher-order exposure terms S_{2i}^A, S_{3i}^A are integrated out through the marginalization operation of $\bar{\mathbb{E}}$ in equations (7)-(8). This operation will also be repeated in the other definitions below that correspond to various mechanistic routes through which an individual's outcome may be influenced by self and neighbors' exposures within the network. Take an instance of Figure 1. The total effect component on outcome of "Target" Unit 1, is the effect due to the simultaneous change in the exposure of Unit 1 and average exposures of the neighbors, Unit 2 and Unit 3. In the friendship network of gamers analyzed in Section 7, the first-order marginal total effect refers to the combined impact of a gamer's maturity and the average number of friends' maturity on the number of views of the gamer's account.

Decomposing the above total effect according to different pathways shown in Figure 4, we come up with six key estimands of interest, including direct and indirect effects within each unit and through inter-node interference.

Definition 3.2. With the neighbors being withheld, the self direct effect of exposure A on outcome Y ($A \rightarrow Y$), denoted by τ_1 , is

$$\tau_1(\mathbf{d}', \mathbf{d}) = \frac{1}{N} \sum_{i=1}^N \left[\bar{\mathbb{E}}_i^{A'} \left\{ \tilde{Y}_i \left(a, \widetilde{s}_{1i}^{A'}, \widetilde{M}_i \left(a', \widetilde{s}_{1i}^{A'} \right), S_{4i} \left(a', \widetilde{s}_{1i}^{A'}, S_{2i}^A, S_{3i}^A \right) \right) \right\} - \bar{\mathbb{E}}_i^{A'} \left\{ \tilde{Y}_i \left(a', \widetilde{s}_{1i}^{A'}, \widetilde{M}_i \left(a', \widetilde{s}_{1i}^{A'} \right), S_{4i} \left(a', \widetilde{s}_{1i}^{A'}, S_{2i}^A, S_{3i}^A \right) \right) \right\} \right].$$

This τ_1 measures an average direct effect exerted from a within-unit exposure change while all other external conditions are held fixed. Indeed, τ_1 is a familiar estimand known in the classical mediation analysis with no reliance on the network dependence. In the gamer's friendship network studied in Section 7, the τ_1 refers to the direct influence of a gamer having mature content on the number of views of this gamer's account. Unlike τ_1 , the next definition of mediation effects consists of two types of estimands.

Definition 3.3. In the network setting, two types of mediation effects from self exposure A are defined, respectively, as self mediation effect and neighborhood mediation effect

(a) The self mediation effect of A on Y via M ($A \rightarrow M \rightarrow Y$) while the neighboring conditions are withheld, denoted by τ_2 , is given by

$$\tau_2(\mathbf{d}', \mathbf{d}) = \frac{1}{N} \sum_{i=1}^N \left[\bar{\mathbb{E}}_i^A \left\{ \tilde{Y}_i \left(a, \widetilde{s}_{1i}^A, \widetilde{M}_i \left(a, \widetilde{s}_{1i}^A \right), S_{4i} \left(a, \widetilde{s}_{1i}^A, S_{2i}^A, S_{3i}^A \right) \right) \right\} - \bar{\mathbb{E}}_i^A \left\{ \tilde{Y}_i \left(a, \widetilde{s}_{1i}^A, \widetilde{M}_i \left(a', \widetilde{s}_{1i}^A \right), S_{4i} \left(a, \widetilde{s}_{1i}^A, S_{2i}^A, S_{3i}^A \right) \right) \right\} \right].$$

The estimand τ_2 is seen in the classical mediation analysis with independent units, and it reflects an average mediation effect within an individual unit with no influences from its neighbors. In the gamer's friendship network, the τ_2 refers to the mechanistic impact of a gamer's engagement of maturity content on the number of views of this gamer's account mediated through the lifetime of the gamer's account.

(b) The neighborhood mediation effect of A on Y via first-degree neighbors' mediators $\mathbf{M}_{\mathcal{N}^\dagger}$ ($A \rightarrow \mathbf{M}_{\mathcal{N}^\dagger} \rightarrow Y$), denoted by τ_3 , is given by

$$\tau_3(\mathbf{d}', \mathbf{d}) = \frac{1}{N} \sum_{i=1}^N \left[\bar{\mathbb{E}}_i^A \left\{ \tilde{Y}_i \left(a, \widetilde{s}_{1i}^A, \widetilde{M}_i \left(a', \widetilde{s}_{1i}^A \right), S_{4i} \left(a, \widetilde{s}_{1i}^A, S_{2i}^A, S_{3i}^A \right) \right) \right\} - \bar{\mathbb{E}}_i^A \left\{ \tilde{Y}_i \left(a, \widetilde{s}_{1i}^A, \widetilde{M}_i \left(a', \widetilde{s}_{1i}^A \right), S_{4i} \left(a', \widetilde{s}_{1i}^A, S_{2i}^A, S_{3i}^A \right) \right) \right\} \right].$$

This estimand τ_3 is new and emerges due to the network contiguity. This captures the average mediation effect from self exposure A driven by changes in the mediators from the unit's first-order neighboring community. In the same example of the gamer's friendship network, the τ_3 refers to an indirect impact of a gamer engaging mature content on the number of views of this gamer's account mediated through the lifetime of the his/her friends' accounts.

Now we turn to define spillover effects that signify new conceptual and statistical contributions related to the understanding of interference among units in a network, which are useful in practical studies to provide new insights.

Definition 3.4. The spillover effect of $\mathbf{A}_{\mathcal{N}^\dagger}$ on Y ($\mathbf{A}_{\mathcal{N}^\dagger} \rightarrow Y$), denoted by τ_4 , takes the form:

$$\tau_4(\mathbf{d}', \mathbf{d}) = \frac{1}{N} \sum_{i=1}^N \left[\bar{\mathbb{E}}_i^A \left\{ \tilde{Y}_i \left(a, \widetilde{s}_{1i}^A, \widetilde{M}_i \left(a', \widetilde{s}_{1i}^A \right), S_{4i} \left(a', \widetilde{s}_{1i}^A, S_{2i}^A, S_{3i}^A \right) \right) \right\} - \bar{\mathbb{E}}_i^A \left(\tilde{Y}_i \left\{ a, \widetilde{s}_{1i}^{A'}, \widetilde{M}_i \left(a', \widetilde{s}_{1i}^{A'} \right), S_{4i} \left(a', \widetilde{s}_{1i}^{A'}, S_{2i}^A, S_{3i}^A \right) \right\} \right) \right].$$

This estimand τ_4 quantifies the average change on the outcome attributed to changes of the aggregated exposure on individual's first-degree neighbors while the other factors are withheld. In the friendship network example, the τ_4 refers to the impact of the average engagement of mature content by a gamer's friends on the number of views of this gamer's account.

The final definition is devoted to the class of two spillover mediation effects originated at neighbors' exposure changes.

Definition 3.5. (a) The spillover self mediation effect of $\mathbf{A}_{\mathcal{N}^\dagger}$ on Y via self mediator M ($\mathbf{A}_{\mathcal{N}^\dagger} \rightarrow M \rightarrow Y$), denoted by τ_5 , is given by

$$\tau_5(\mathbf{d}', \mathbf{d}) = \frac{1}{N} \sum_{i=1}^N \left[\bar{\mathbb{E}}_i^A \left\{ \tilde{Y}_i \left(a, \widetilde{s}_{1i}^{A'}, \widetilde{M}_i \left(a', \widetilde{s}_{1i}^A \right), S_{4i} \left(a', \widetilde{s}_{1i}^A, S_{2i}^A, S_{3i}^A \right) \right) \right\} \right. \\ \left. - \bar{\mathbb{E}}_i^A \left\{ \tilde{Y}_i \left(a, \widetilde{s}_{1i}^{A'}, \widetilde{M}_i \left(a', \widetilde{s}_{1i}^{A'} \right), S_{4i} \left(a', \widetilde{s}_{1i}^A, S_{2i}^A, S_{3i}^A \right) \right) \right\} \right].$$

This estimand τ_5 describes the average change of the outcome due to a change of the self mediator that is driven by a change of the aggregated exposure from the community of first-degree neighbors. In the gamer's friendship network example, the τ_5 refers to the impact of the average engagement of mature content by a gamer's friends on the number of views of this gamer's account, mediated through the lifetime of the gamer's account.

(b) The spillover neighborhood mediation effect from neighborhood exposure $\mathbf{A}_{\mathcal{N}^\dagger}$ on Y through neighborhood mediator $\mathbf{M}_{\mathcal{N}^\dagger}$ ($\mathbf{A}_{\mathcal{N}^\dagger} \rightarrow \mathbf{M}_{\mathcal{N}^\dagger} \rightarrow Y$), denoted by τ_6 , takes the form:

$$\tau_6(\mathbf{d}', \mathbf{d}) = \frac{1}{N} \sum_{i=1}^N \left[\bar{\mathbb{E}}_i^A \left\{ \tilde{Y}_i \left(a, \widetilde{s}_{1i}^{A'}, \widetilde{M}_i \left(a', \widetilde{s}_{1i}^{A'} \right), S_{4i} \left(a', \widetilde{s}_{1i}^A, S_{2i}^A, S_{3i}^A \right) \right) \right\} \right. \\ \left. - \bar{\mathbb{E}}_i^{A'} \left\{ \tilde{Y}_i \left(a, \widetilde{s}_{1i}^{A'}, \widetilde{M}_i \left(a', \widetilde{s}_{1i}^{A'} \right), S_{4i} \left(a', \widetilde{s}_{1i}^{A'}, S_{2i}^A, S_{3i}^A \right) \right) \right\} \right].$$

This estimand τ_6 gauges an average change of the outcome caused by a change occurring in the first-degree neighbors' mediators as a consequence of changes in these neighbors' exposures. This effect appears most complex because it involves two types of changes happening all in the neighborhood community. In the gamer's friendship network example, the τ_6 refers to the impact of the average engagement of mature content by a gamer's friends on the number of views of this gamer's account, mediated through the aggregated lifetime of his or her friend's accounts.

All of the aforementioned six estimands τ_1 to τ_6 are conditional on the sample size N and given adjacency matrix E . Of note, these estimands are deemed to be data-dependent or data-adaptive, signifying that their values hinge upon the data sample through the explicit influence of the network topology E and network size N .

4 Identifiability Conditions and Decomposition Theorem

4.1 Identifiability Conditions

Technically, estimating the six estimands in Definitions 3.2-3.5 requires generically estimating the following expectations under marginalization with various configurations of self and neighbors' exposures: for any $a, a^*, a'' \in \{0, 1\}$, $\widetilde{s}_{1i}^{A'}, \widetilde{s}_{1i}^{A^\dagger}, \widetilde{s}_{1i}^{A^\ddagger} \in [0, 1]$

$$\Psi_i = \bar{\mathbb{E}}_i^{A^\ddagger} \left\{ \tilde{Y}_i \left(a, \widetilde{s}_{1i}^{A'}, \widetilde{M}_i \left(a^*, \widetilde{s}_{1i}^{A^\dagger} \right), S_{4i} \left(a'', \widetilde{s}_{1i}^{A^\ddagger}, S_{2i}^A, S_{3i}^A \right) \right) \right\}. \quad (9)$$

Moreover, let $s_{2i} \in \text{Supp} \left(S_{2i}^A | S_{1i}^A = \widetilde{s}_{1i}^{A^\ddagger} \right)$, $s_{3i} \in \text{Supp}(S_{3i}^A)$ and $s_{1i}^M \in \text{Supp}(S_{1i}^M)$ respectively. To identify and estimate the quantity Ψ_i in (9) in the class of REN-SEM models, we assume the following identifiability conditions.

Condition 2. $\tilde{Y}_i \left(a, \widetilde{s}_{1i}^{A'}, m, s_{1i}^M \right) \perp (A_i, S_{1i}^A, S_{2i}^A, S_{3i}^A) | \mathbf{X}_i, \mathbf{b}_{\mathcal{N}_i}^Y$, where $U \perp V | C$ denotes the conditional independence between U and V given C .

Condition 2 holds if there are no unmeasured self and first- and second-degree neighborhood exposure-outcome confounding factors given the observed covariates and random effects in the first-degree neighborhood community.

Condition 3. $\tilde{Y}_i \left(a, \widetilde{s}_{1i}^{A'}, m, s_{1i}^M \right) \perp (M_i, S_{1i}^M) | A_i, S_{1i}^A, \mathbf{X}_i, \mathbf{b}_{\mathcal{N}_i}^Y$.

Condition 3 holds if there are no unmeasured self and first-degree neighborhood mediator-outcome confounding factors given the observed covariates and random effects in the first-degree neighborhood community.

Condition 4.

$$\left[\widetilde{M}_i \left(a^*, \widetilde{s}_{1i}^{A\dagger} \right), S_{4i} \left(a'', \widetilde{s}_{1i}^{A\dagger}, s_{2i}^A, s_{3i}^A \right) \right] \perp (A_i, S_{1i}^A, S_{2i}^A, S_{3i}^A) | \mathbf{X}_i, \mathbf{b}_{\mathcal{N}_i}^M, \mathbf{b}_{\mathcal{N}_i^\dagger}^M.$$

Condition 4 holds if there are no unmeasured mediator-exposure confounding factors given the observed covariates and random effects in the first- and second-degree neighborhood communities.

Condition 5. $\widetilde{M}_i \left(a^*, \widetilde{s}_{1i}^{A\dagger} \right) \perp S_{4i} \left(a'', \widetilde{s}_{1i}^{A\dagger}, s_{2i}^A, s_{3i}^A \right) | \mathbf{X}_i, \mathbf{b}_{\mathcal{N}_i}^M, \mathbf{b}_{\mathcal{N}_i^\dagger}^M.$

Condition 5 holds if there are no confounders influencing the relationships between self-mediator and neighborhood-mediators that are affected by both self and neighborhood exposures, given the observed covariates and random effects in the first- and second-degree neighborhood communities.

Condition 6.

$$\widetilde{Y}_i \left(a, \widetilde{s}_{1i}^{A'}, m, s_{1i}^M \right) \perp \left[\widetilde{M}_i \left(a^*, \widetilde{s}_{1i}^{A\dagger} \right), S_{4i} \left(a'', \widetilde{s}_{1i}^{A\dagger}, s_{2i}^A, s_{3i}^A \right) \right] | \mathbf{X}_i, \mathbf{b}_{\mathcal{N}_i}^Y, \mathbf{b}_{\mathcal{N}_i}^M, \mathbf{b}_{\mathcal{N}_i^\dagger}^M.$$

Condition 6 holds if there are no mediator-outcome confounders affected by self and neighborhood exposures given the observed covariates and random effects in the first- and second-degree neighborhood communities.

Note that according to REN-SEM model specifications, all the above conditions except for Condition 5 hold both conditional and unconditional on the random effects in presence of no unmeasured confounders.

4.2 Decomposition Theorem

Under the above identifiability Conditions 2-6, we now present the key decomposition of the marginal total effect τ into a sum of direct, indirect and interference effects (e.g. spillover effects) under the REN-SEM, resulting in a set of identified parameters useful for the estimation of the six causal mechanistic estimands. In the decomposition, we integrate out random effects since the estimands of interest are at the population level, focusing on overall average effects rather than individual-level variations.

Theorem 4.1. *Under the identifiability Conditions 2-6 and the network Assumptions 2-3, the generic quantity Ψ_i in (9) under the REN-SEM (2)-(3) takes the following form:*

$$\begin{aligned} \Psi_i = & \beta_0 + \beta_1 a + \beta_2 \widetilde{s}_{1i}^{A'} + \beta_3 \left(\gamma_0 + \gamma_1 a^* + \gamma_2 \widetilde{s}_{1i}^{A\dagger} \right) + \\ & \beta_4 \left\{ \gamma_0 + \gamma_1 \widetilde{s}_{1i}^{A\dagger} + \gamma_2 a'' \left(\sum_{j \neq i} \frac{E_{ij}}{n_i n_j} \right) + \gamma_2 \mathbb{E}_{\mathbf{X}_i} \mathbb{E} \left(S_{2i}^A | S_{1i}^A = \widetilde{s}_{1i}^{A\dagger}, \mathbf{X}_i \right) \right\} + \\ & \beta_4 \gamma_2 \mathbb{E}_{\mathbf{X}_i} \mathbb{E} (S_{3i}^A | \mathbf{X}_i) + \mathbb{E}_{\mathbf{X}_i} \{ (\beta_5 + \beta_3 \gamma_3) \mathbf{C}_i + (\beta_6 + \beta_3 \gamma_4) \mathbf{S}_{5i} + \beta_4 \gamma_4 \mathbf{S}_{6i} \}. \end{aligned}$$

where $\mathbf{S}_{5i} = \mathbf{S}_{1i}(\mathbf{C}_{\mathcal{N}_i^\dagger})$ and $\mathbf{S}_{6i} = \mathbf{S}_{1i}(\mathbf{S}_{5i})$.

The proof of Theorem 4.1 is provided in the Supplementary Materials Section S1.1. Of note, the above expression does not involve random effects because we have integrated out these effects in our analysis of population-level effects instead of subject-specific level effects. This is not surprising because it is known in the literature of linear mixed-effects models, random effects do not affect the first moments of the model but its second moments.

4.3 Estimands in the REN-SEM

An application of the Decomposition Theorem 4.1 leads to explicit parametric forms of the six estimands τ_1 to τ_6 given in Corollary 4.1.1. In the derivation of the closed form of τ_6 alone, we need to use the following mild assumption for individual exposures.

Assumption 4. *For any $i \in \{1, 2, \dots, N\}$, $P(A_i = 1 | \mathbf{C}_i, \mathbf{C}_{\mathcal{N}_i^\dagger}, \mathbf{C}_{\mathcal{N}_i^\dagger}) = P(A_i = 1 | \mathbf{C}_i)$.*

Corollary 4.1.1. Let $\mathbf{d}' = (a', s_1^{A'})$ and $\mathbf{d} = (a, s_1^A)$ where $a, a' \in \{0, 1\}$ and $s_1^{A'}, s_1^A \in [0, 1]$. Under Assumptions 2-4 and Identifiability Conditions 2-6, the close-formed expressions of the six estimands are given as follows.

- (a) **Path 1:** $\tau_1(A \rightarrow Y) = \tau_1(\mathbf{d}', \mathbf{d}) = \beta_1(a - a')$;
- (b) **Path 2:** $\tau_2(A \rightarrow M \rightarrow Y) = \tau_2(\mathbf{d}', \mathbf{d}) = \beta_3\gamma_1(a - a')$;
- (c) **Path 3:** $\tau_3(A \rightarrow \mathbf{M}_{\mathcal{N}^\dagger} \rightarrow Y) = \tau_3(\mathbf{d}', \mathbf{d}) = \beta_4\gamma_2(a - a')\bar{\Delta}_{1N}$
with $\bar{\Delta}_{1N} = \frac{1}{N} \sum_{i=1}^N \sum_{j \neq i} \frac{E_{ij}}{n_i n_j}$;
- (d) **Path 4:** $\tau_4(\mathbf{A}_{\mathcal{N}^\dagger} \rightarrow Y) = \tau_4(\mathbf{d}', \mathbf{d}) = \beta_2\bar{\Delta}_{2N}$ with $\bar{\Delta}_{2N} = \frac{1}{N} \sum_{i=1}^N (\widetilde{s}_{1i}^A - \widetilde{s}_{1i}^{A'})$;
- (e) **Path 5:** $\tau_5(\mathbf{A}_{\mathcal{N}^\dagger} \rightarrow M \rightarrow Y) = \tau_5(\mathbf{d}', \mathbf{d}) = \beta_3\gamma_2\bar{\Delta}_{2N}$;
- (f) **Path 6:** $\tau_6(\mathbf{A}_{\mathcal{N}^\dagger} \rightarrow \mathbf{M}_{\mathcal{N}^\dagger} \rightarrow Y) = \tau_6(\mathbf{d}', \mathbf{d}) = \beta_4\gamma_1\bar{\Delta}_{2N} + \beta_4\gamma_2\bar{\Delta}_{3N}$
with $\bar{\Delta}_{3N} = N^{-1} \sum_{i=1}^N \sum_{j \neq i} (n_i n_j)^{-1} \sum_{k \neq j, k \in \mathcal{N}_i^\dagger} E_{ij} E_{jk} (\widetilde{s}_{1i}^A - \widetilde{s}_{1i}^{A'})$.

Refer to Definitions 3.2 to 3.5 for the meanings of individual effects in (a)-(f) above. In fact, deriving the expressions of $\tau_1(\mathbf{d}', \mathbf{d})$ to $\tau_5(\mathbf{d}', \mathbf{d})$ is straightforward and thus is omitted. In the Supplementary Material S1.2 we include a proof for Part (f) of Corollary 4.1.1. Furthermore we add some explanations of the six estimands for their mechanistic effects in the REN-SEM paradigm.

- (a) Estimand $\tau_1(A \rightarrow Y)$ is an individual direct effect of a target unit's self exposure (A) on its own outcome (Y). This effect quantifies how changes in exposure directly influence the outcome without mediating and interference mechanisms. It is absent if and only if $\beta_1 = 0$.
- (b) Estimand $\tau_2(A \rightarrow M \rightarrow Y)$ is a mediation effect of a target unit's self exposure (A) on its own outcome (Y) purely through its self mediator (M). This is an indirect effect, which is absent if and only if $\beta_3\gamma_1 = 0$.
- (c) Estimand $\tau_3(A \rightarrow \mathbf{M}_{\mathcal{N}^\dagger} \rightarrow Y)$ is a mediation effect of a target unit's self exposure (A) on its own outcome (Y) mediated by its neighbors' mediators. This indirect effect emerges in a network setting and accounts for how a unit's self exposure impacts its own outcomes through changes in mediators of its neighborhood community. This effect is absent if and only if $\beta_4\gamma_2 = 0$, or this unit is a singleton being fully disconnected with the other units in the network, i.e. all $E_{ij} = 0$. However, this latter scenario is excluded under Assumption 2 in this paper.
- (d) Estimand $\tau_4(\mathbf{A}_{\mathcal{N}^\dagger} \rightarrow Y)$ is a spillover effect that tracks the impact of exposures from neighbors ($\mathbf{A}_{\mathcal{N}^\dagger}$) on a target unit's outcome (Y). Similar to τ_3 above, this new estimand arises from a mechanistic pathway between a unit and its neighbors because of the network contiguity. It is absent if and only if $\beta_2 = 0$.
- (e) Estimand $\tau_5(\mathbf{A}_{\mathcal{N}^\dagger} \rightarrow M \rightarrow Y)$ is a spillover mediation effect of neighbors' exposures ($\mathbf{A}_{\mathcal{N}^\dagger}$) on a unit's outcome (Y) through its self mediator (M). Similar to both τ_3 and τ_4 above, this effect is new in the network setting and is absent if and only if $\beta_3\gamma_2 = 0$.
- (f) Estimand $\tau_6(\mathbf{A}_{\mathcal{N}^\dagger} \rightarrow \mathbf{M}_{\mathcal{N}^\dagger} \rightarrow Y)$ is another spillover mediation effect of neighbors' exposures ($\mathbf{A}_{\mathcal{N}^\dagger}$) on a target unit's outcome (Y) through the neighbors' mediators ($\mathbf{M}_{\mathcal{N}^\dagger}$). This estimand delineates a total indirect effect of the neighborhood exposure ($\mathbf{A}_{\mathcal{N}^\dagger}$) on a target unit's outcome (Y) through either its own neighbors' mediators or its mutual neighbors' mediators. This estimand involves more complicated functions of the neighborhood exposures and $\tau_6 = 0$ if and only if $\beta_4 = 0$ or $(\gamma_1\bar{\Delta}_{2N} + \gamma_2\bar{\Delta}_{3N}) = 0$, which is a weighted sum of γ_1 and γ_2 .

For convenience, we may divide these six estimands into two classes according to whether they are involved in interference or not. Thus, the first class contains τ_1 and τ_2 that correspond to the classical causal mediation effects without interference, while the other class consisting of τ_3 to τ_6 emerge in the network setting due to the connectivity relationships given in E . This results in a comprehensive framework of mediation and interference effects, allowing the study of different direct and indirect pathways, including those influenced by neighboring units' exposures and mediators.

In Corollary 4.1.1, there are three summary network connectivity statistics, $|\bar{\Delta}_{1N}|$, $|\bar{\Delta}_{2N}|$, $|\bar{\Delta}_{3N}|$, which are all bounded above by 1.

Lemma 4.2. For a given network of size N , $|\bar{\Delta}_{1N}| \leq 1$, $|\bar{\Delta}_{2N}| \leq 1$ and $|\bar{\Delta}_{3N}| \leq 1$.

The proof this Lemma is presented in Supplementary Section 1.3.

4.4 Fixed Effects and Random Effects

In the utility of the proposed REN-SEM framework to study mechanistic pathways, we focus essentially on population-level fixed effects, instead of unit-specific random effects. Having such a focus is crucial, as it prevents the conflation of random variation and / or potential shrinkage with the six causal estimands, thereby providing robust inference and interpretable results about the population-level impacts of exposures on outcomes within the studied population.

Technically, to obtain the six estimands (τ_1 through τ_6) as fixed effects, we integrate over the random intercepts in the REN-SEM specified by equations (2) and (3). Of note, these random intercepts are included in the model primarily to capture dependencies and unobserved unit level heterogeneity among the mediators and outcomes within the network. In this way, we hope to further address unit-specific variations that are beyond what observed variables can explain.

It is interesting to note that in the REN-SEM framework with only random intercepts, the magnitudes of causal estimands conditioned on random effects are not directly influenced by these random effects. This phenomenon results from the cancellation of random intercepts through a difference between two expectations in the derivation, effectively nullifying their impact within the linear mixed effects model framework adopted by REN-SEM. Apparently, this cancellation would not hold if random slopes were included in the model. It is important to point that random intercepts do not directly alter the estimands, they impact the second moments—specifically, the variance and covariance structures of M and Y . Such effects in turn, have non-ignorable influences for the statistical inference of the fixed effects in the REN-SEM.

5 Statistical Theory with Network-Dependent Data

As mentioned above, the six estimands τ_1 through τ_6 of interest are inherently functions of the parameters of the REN-SEM model in (2)-(4) and are random effects free. Thus, with the availability of model parameter estimates, the corresponding estimates for such estimands are obtained naturally by the plug-in method as well as their inferences. In this paper, we invoke the Maximum Likelihood Estimation (MLE) for the model parameters, in which, however, the large-sample theory is technically nontrivial due to the fact that the network data are not independent samples.

5.1 Maximum Likelihood Estimation

We begin with the marginal log-likelihood by integrating out the random effects. This marginalization operation enables to obtain a log-likelihood function of the fixed effects in the REN-SEM, which is deemed sufficient to estimate the six estimands. Let $Y = \{Y_i\}_{i=1}^N$, $M = \{M_{ij}\}_{i=1}^N$, $A = \{A_i\}_{i=1}^N$ and $C = \{C_{ij}\}_{i=1}^N$. Utilizing the the REN-SEM specification, we obtain the joint density of the data as follows:

$$\begin{aligned} f(Y, M, A|C) &= \int_{\text{Supp}(b^Y, b^M)} f(Y, M, A|C, b^Y, b^M) f(b^Y, b^M) db^Y db^M \\ &= \left\{ \int_{\text{Supp}(b^Y)} f(Y|A, M, C, b^Y) db^Y \int_{\text{Supp}(b^M)} f(M|A, C, b^M) db^M \right\} f(A|C), \end{aligned}$$

where $\text{Supp}(b^M)$ and $\text{Supp}(b^Y)$ denote the supports of the random effects b^M and b^Y respectively. Denote a new matrix \tilde{E} where the (i, j) th element is $\tilde{E}_{ij} = \tilde{w}_i E_{ij}$, where $\tilde{w}_i = \frac{1}{n_i}$, if $i \neq j$ and 0 otherwise. It follows that the REN-SEM (2)-(3) may be rewritten in the following matrix form:

$$\begin{aligned} Y &= \beta_0 \mathbf{1} + \beta_1 A + \beta_2 \tilde{E}A + \beta_3 M + \beta_4 \tilde{E}M + \beta_5 C + \beta_6 \tilde{E}C_{\mathcal{N}} + Eb^Y + \epsilon^Y; \\ M &= \gamma_0 \mathbf{1} + \gamma_1 A + \gamma_2 \tilde{E}A + \gamma_3 C + \gamma_4 \tilde{E}C_{\mathcal{N}} + Eb^M + \epsilon^M, \end{aligned}$$

where random effects b^Y, b^M and error terms ϵ^Y, ϵ^M are mutually independent and follow the multivariate normal distributions specified in (2)-(3). Under the normality, we have $Y|A, M, X \sim \text{MVN}(\mu_y, \Sigma_y)$ with the mean vector

and covariance given by

$$\begin{aligned}\boldsymbol{\mu}_y &= \mathbb{E}(Y|\mathbf{A}, \mathbf{M}, \mathbf{X}) = \mathbb{E}_{\mathbf{b}^Y} \{ \mathbb{E}(Y|\mathbf{A}, \mathbf{M}, \mathbf{X}, \mathbf{b}^Y) \} = \mathbb{E}_{\mathbf{b}^Y} (\mathbf{X}_y \boldsymbol{\beta} + E \mathbf{b}^Y) = \mathbf{X}_y \boldsymbol{\beta}, \\ \Sigma_y &= \text{Var}(Y|\mathbf{A}, \mathbf{M}, \mathbf{X}) = \sigma_y^2 \mathcal{I}_{N \times N} + \sigma_{\mathbf{b}^Y}^2 E E^T,\end{aligned}$$

where $\mathbf{X}_y = (\mathbf{1}, \mathbf{A}, \tilde{E}\mathbf{A}, \mathbf{M}, \tilde{E}\mathbf{M}, \mathbf{C}, \tilde{E}\mathbf{C})$. Likewise, we have $M|\mathbf{A}, \mathbf{X} \sim \text{MVN}(\boldsymbol{\mu}_m, \Sigma_m)$ with the mean vector and covariance given by

$$\boldsymbol{\mu}_m = \mathbf{X}_m \boldsymbol{\gamma} \quad \text{and} \quad \Sigma_m = \sigma_m^2 \mathcal{I}_{N \times N} + \sigma_{\mathbf{b}^M}^2 E E^T,$$

where $\mathbf{X}_m = (\mathbf{1}, \mathbf{A}, \tilde{E}\mathbf{A}, \mathbf{C}, \tilde{E}\mathbf{C}_N)$. In addition, we allow a covariate-dependent treatment allocation via the logit link function, so the model (4) may be specified as follows:

$$P(A_i = 1 | \mathbf{C}_i) = \pi(\mathbf{C}_i, \boldsymbol{\alpha}) = \frac{e^{\boldsymbol{\alpha}^T \mathbf{C}_i}}{1 + e^{\boldsymbol{\alpha}^T \mathbf{C}_i}}.$$

Let $\Sigma_a = \text{Var}(\mathbf{A}|\mathbf{C})$ be the variance-covariance matrix of the exposure variables. Denote the grand vector of all model parameters by $\boldsymbol{\varphi} = (\boldsymbol{\beta}, \boldsymbol{\gamma}, \boldsymbol{\alpha}, \sigma_y^2, \sigma_{\mathbf{b}^Y}^2, \sigma_m^2, \sigma_{\mathbf{b}^M}^2)$ with a dimension denoted by $\dim(\boldsymbol{\varphi}) = K$. Let the parameter space Θ be a compact subspace of \mathbb{R}^K , which contains the true parameter $\boldsymbol{\varphi}_0$ at which data are generated from the true underlying distribution $f(\mathbf{Y}, \mathbf{M}, \mathbf{A}|\mathbf{X}, \boldsymbol{\varphi}_0)$. Then the log-likelihood of the REN-SEM model parameters, $\boldsymbol{\varphi}$, is

$$\begin{aligned}l(\boldsymbol{\varphi}) &= l_y(\boldsymbol{\varphi}) + l_m(\boldsymbol{\varphi}) + l_a(\boldsymbol{\varphi}) \\ &= -\frac{N}{2} \log(2\pi) - \frac{1}{2} \log |\sigma_y^2 \mathcal{I}_{N \times N} + \sigma_{\mathbf{b}^Y}^2 E E^T| - \frac{1}{2} (\mathbf{Y} - \mathbf{X}_y \boldsymbol{\beta})^T \Sigma_y^{-1} (\mathbf{Y} - \mathbf{X}_y \boldsymbol{\beta}) \\ &\quad - \frac{N}{2} \log(2\pi) - \frac{1}{2} \log |\sigma_m^2 \mathcal{I}_{N \times N} + \sigma_{\mathbf{b}^M}^2 E E^T| - \frac{1}{2} (\mathbf{M} - \mathbf{X}_m \boldsymbol{\gamma})^T \Sigma_m^{-1} (\mathbf{M} - \mathbf{X}_m \boldsymbol{\gamma}) \\ &\quad + \sum_{i=1}^N A_i \log \left(\frac{\pi(\mathbf{C}_i, \boldsymbol{\alpha})}{1 - \pi(\mathbf{C}_i, \boldsymbol{\alpha})} \right) + \sum_{i=1}^N \log(1 - \pi(\mathbf{C}_i, \boldsymbol{\alpha})).\end{aligned}$$

As usual, the maximum likelihood estimate $\widehat{\boldsymbol{\varphi}}_N$ can be obtained through maximizing the above log-likelihood $l(\boldsymbol{\varphi})$; that is, $\widehat{\boldsymbol{\varphi}}_N = \arg \max_{\boldsymbol{\varphi}} l(\boldsymbol{\varphi})$. Numerically, we perform iterative weighted least square estimations to handle the optimization, most part of which can be done by using existing software packages such as `optim`.

5.2 Large Sample Properties

Under a network data-generating mechanism governed by the REN-SEM model, the conventional large-sample analytic tools, including weak consistency and asymptotic normality under i.i.d. data, are no longer applicable. To establish the relevant large-sample theory, we build our work by extending the analytic framework proposed by [Sweeting \(1980\)](#) and [Mardia and Marshall \(1984\)](#) in the setting of spatial regression models. Given a substantial extension of their analytics to the REN-SEM model MLE in the given network E , whose size N diverges to ∞ , we present the relevant theoretical details in this section, including the technical proofs that require accommodating the complex hierarchical dependence structures involving both unit-specific random effects and network connectivity E .

Let $\mathcal{L}_N(\boldsymbol{\varphi}) = \nabla_{\boldsymbol{\varphi}}^2 l(\boldsymbol{\varphi})$ be the Hessian matrix of the log-likelihood function $l(\boldsymbol{\varphi})$, and let $J_N(\boldsymbol{\varphi}) = -\mathcal{L}_N(\boldsymbol{\varphi})$ be the observed information matrix. Let $B_N(\boldsymbol{\varphi}) = \mathbb{E}\{J_N(\boldsymbol{\varphi})\}$ be the Fisher Information Matrix. For a matrix $\boldsymbol{\Phi} = (\boldsymbol{\varphi}_1, \boldsymbol{\varphi}_2, \dots, \boldsymbol{\varphi}_K)$, where $\boldsymbol{\varphi}_k \in \Theta, \forall k \in \{1, 2, \dots, K\}$, the (k, l) element of the matrix $\mathcal{L}_N(\boldsymbol{\Phi})$ is defined to be $\left. \frac{\partial^2 l(\boldsymbol{\varphi})}{\partial \boldsymbol{\varphi}_k \partial \boldsymbol{\varphi}_l} \right|_{\boldsymbol{\varphi} = \boldsymbol{\varphi}_k}$. Essentially k^{th} row of this ‘‘mosaic’’ matrix $\mathcal{L}_N(\boldsymbol{\Phi})$ takes the k^{th} row of $\mathcal{L}_N(\boldsymbol{\varphi}_k), \forall k \in \{1, 2, \dots, K\}$.

In all the subsequent assumptions and theorems, we adopt the Frobenius norm $\|H\|_F = \sqrt{\text{tr}(H^T H)}$ for a matrix H . Moreover, for a sequence of non-random matrices $\{H_N\}$, it is said that $\lim_{N \rightarrow \infty} H_N = H$ if $\lim_{N \rightarrow \infty} \|H_N - H\|_F = 0$; for a sequence of random matrices $\{H_N\}$, $H_N \xrightarrow{p} H$ denotes an element-wise weak convergence, namely for any (i, j) , $H_N^{(ij)} \xrightarrow{p} H^{(ij)}$, as $N \rightarrow \infty$ where the dimensions of the all matrices are the same, or $\dim(H_N) = \dim(H) = K$,

$\forall N \in \mathbb{N}$. Below are the regularity conditions on the Hessian matrix required to study the large sample properties of the MLE for φ .

Assumption 5. *The positive definite Fisher information matrix $B_N(\varphi)$ is continuous in $\varphi \in \Theta \subseteq \mathbb{R}^K$. Let $\lambda_{N,1}(\varphi), \lambda_{N,2}(\varphi), \dots, \lambda_{N,K}(\varphi)$ denote the K eigenvalues of $B_N^{-1}(\varphi)$, where $\lambda_{N,1}(\varphi) \geq \lambda_{N,2}(\varphi) \geq \dots \geq \lambda_{N,K}(\varphi) > 0$.*

$$\lim_{N \rightarrow \infty} \sup_{\varphi \in \Theta} \lambda_{N,1}(\varphi) = 0 \quad \text{or equivalently} \quad \lim_{N \rightarrow \infty} \sup_{\varphi \in \Theta} \|B_N^{-1}(\varphi) - \mathcal{O}_{K \times K}\|_F = 0$$

where $\mathcal{O}_{K \times K}$ denotes the $K \times K$ dimensional null matrix.

Assumption 5 implies that a large network provides more information about model parameter φ so to obtain more accurate estimates of φ by MLE.

Assumption 6. $\lim_{N \rightarrow \infty} \sup_{\varphi \in \Theta} \mathbb{E}\{\|B_N^{-\frac{1}{2}}(\varphi)J_N(\varphi)B_N^{-\frac{1}{2}}(\varphi) - \mathcal{I}_{K \times K}\|_F^2\} = 0$, where $\mathcal{I}_{K \times K}$ is the $K \times K$ dimensional identity matrix.

An equivalent assumption in terms of the eigenvalues of the matrix, $B_N^{-\frac{1}{2}}(\varphi)J_N(\varphi)B_N^{-\frac{1}{2}}(\varphi)$ is : Let $\mu_{N,1}(\varphi), \mu_{N,2}(\varphi), \dots, \mu_{N,K}(\varphi)$ denote the K eigenvalues of $B_N^{-\frac{1}{2}}(\varphi)J_N(\varphi)B_N^{-\frac{1}{2}}(\varphi)$, where $\mu_{N,1}(\varphi) \geq \mu_{N,2}(\varphi) \geq \dots \geq \mu_{N,K}(\varphi)$. As $N \rightarrow \infty, \forall k \in \{1, 2, \dots, K\}$,

$\sup_{\varphi} \mu_{N,k}(\varphi) \xrightarrow{p} 1$. This is equivalent to the condition w.r.t matrices because

$$\begin{aligned} \sum_{k=1}^K (\mu_{N,k}(\varphi) - 1)^2 &= \text{tr}(B_N^{-\frac{1}{2}}(\varphi)J_N(\varphi)B_N^{-\frac{1}{2}}(\varphi) - \mathcal{I}_{K \times K})^2 \\ &= \mathbb{E}\{\|B_N^{-\frac{1}{2}}(\varphi)J_N(\varphi)B_N^{-\frac{1}{2}}(\varphi) - \mathcal{I}_{K \times K}\|_F^2\} \end{aligned}$$

Assumption 7. For all $\epsilon > 0, \eta > 0$, the following conditions are satisfied:

- (i) $\sup\{\|B_N^{-\frac{1}{2}}(\varphi)B_N^{\frac{1}{2}}(\varphi') - \mathcal{I}_{K \times K}\|_F : \|B_N^{\frac{1}{2}}(\varphi)^T(\varphi - \varphi')\|_F \leq \epsilon; \forall \varphi \in \Theta, \forall \varphi' \in \Theta\} \rightarrow 0$ as $N \rightarrow \infty$ and
- (ii) for $\Phi = (\varphi_1, \varphi_2, \dots, \varphi_K)$, as $N \rightarrow \infty$

$$\begin{aligned} P[\sup\{\|B_N(\varphi)^{-\frac{1}{2}}\{J_N(\Phi) - J_N(\varphi)\}B_N(\varphi)^{-\frac{1}{2}}\|_F \\ : \|B_N(\varphi)(\varphi - \varphi_k)\|_F \leq \epsilon; , 1 \leq k \leq K\} > \eta] \rightarrow 0. \end{aligned}$$

$\forall \varphi, \varphi_1, \varphi_2, \dots, \varphi_K \in \Theta$.

Assumptions 5 and 6 regulate the growth and limiting behaviors of the matrices $J_N(\varphi)$ and $B_N(\varphi)$ respectively. Assumption 7(i) and 7(ii) require the continuity of $J_N(\varphi)$. Note that in the REN-SEM, $\Sigma_y(\varphi)$, $\Sigma_m(\varphi)$, and $\Sigma_a(\varphi)$ are twice continuously differentiable in φ because $\Sigma_y = \sigma_y^2 \mathcal{I}_{N \times N} + \sigma_{\mathbf{b}_Y}^2 EE^T$ and $\Sigma_m = \sigma_m^2 \mathcal{I}_{N \times N} + \sigma_{\mathbf{b}_M}^2 EE^T$. The twice continuously differentiability for $\Sigma_a(\varphi)$ is guaranteed by the fact that logit link function is twice continuously differentiable with respect to α .

Theorem 5.1. *If the REN-SEM model satisfies Assumptions 5, 6 and 7 then the MLE $\widehat{\varphi}_N$ is weakly consistent for φ_0 and asymptotically normally distributed, namely*

$$B_N^{\frac{1}{2}}(\varphi_0)(\widehat{\varphi}_N - \varphi_0) \xrightarrow{d} \mathcal{N}(\mathbf{0}, \mathcal{I}_{K \times K}), \text{ as } N \rightarrow \infty,$$

where φ_0 is the true value. The proof of Theorem 5.1 follows from Sweeting (1980), and thus is omitted. We derive the exact form of Hessian $\mathcal{L}_N(\varphi)$ in the Supplementary Materials Section S1.4, which forms the basis to establish consistent variance estimators for $\hat{\tau}_1$ through $\hat{\tau}_6$ of the six estimands τ_1 through τ_6 , respectively. We now turn to obtain the asymptotic distributions of the plug-in estimators, $\hat{\tau}_1$ through $\hat{\tau}_6$ of the six estimands, as well as their corresponding consistent variance estimators useful for the calculation of the respective standard errors. Since the six estimators take functional forms of the REN-SEM model parameter φ , it suffices to establish a general consistency result and asymptotic distribution of a smooth function $g(\cdot)$ of $\varphi \in \mathbb{R}^K$. Here $g(\cdot)$ may depend on the network size N and satisfy the following assumptions.

Assumption 8. Let $g : \Theta \rightarrow \mathcal{R}$ be a real valued analytic function of φ . Let $\nabla_{\varphi_0} g(\varphi)$ and $\nabla_{\varphi_0}^2 g(\varphi)$ denote the gradient and Hessian matrix of $g(\cdot)$ evaluated at φ_0 respectively. Let $Q_N = \{\nabla_{\varphi_0} g(\varphi)\}^T B_N^{-1}(\varphi_0) \{\nabla_{\varphi_0} g(\varphi)\}$ be the sandwich variance.

(i) $\nabla_{\varphi_0} g(\varphi) \neq 0$, $\sup_{N \in \mathbb{N}} \|\nabla_{\varphi_0} g(\varphi)\|_F = C_1 < \infty$, $\sup_{N \in \mathbb{N}, \varphi'} \|\nabla_{\varphi'}^2 g(\varphi)\|_F = C_2 < \infty$, where φ' lies in a ϵ neighborhood of φ_0 .

(ii) Let $\mathbf{v}_{N,1} := \mathbf{v}_{N,1}(\varphi_0)$, $\mathbf{v}_{N,2} := \mathbf{v}_{N,2}(\varphi_0)$, \dots , $\mathbf{v}_{N,K} := \mathbf{v}_{N,K}(\varphi_0)$ be the corresponding orthonormal eigenvectors to the eigenvalues of $B_N^{-1}(\varphi_0)$, namely $\lambda_{N,1} := \lambda_{N,1}(\varphi_0) \geq \lambda_{N,2} := \lambda_{N,2}(\varphi_0) \geq \dots \geq \lambda_{N,K} := \lambda_{N,K}(\varphi_0)$. Since $\mathbf{v}_{N,1}, \mathbf{v}_{N,2}, \dots, \mathbf{v}_{N,K}$ are orthonormal vectors, $\nabla_{\varphi_0} g(\varphi) \in \text{Span}\{\mathbf{v}_{N,1}, \mathbf{v}_{N,2}, \dots, \mathbf{v}_{N,K}\}$. It follows that $\nabla_{\varphi_0} g(\varphi) = \sum_{k=1}^K z_{N,k} \mathbf{v}_{N,k}$ for any N . We assume that $z_{N,k} = O(1)$, $\forall k \in \{1, 2, \dots, K\}$.

(iii) Let $\forall k \in \{1, 2, \dots, K\}$, $\lambda_{N,k} = O(N^{-\delta_k})$, where $\delta_1 \leq \delta_2 \leq \dots \leq \delta_K$. Moreover let $\delta_1 = \delta_2 = \dots = \delta_r < \delta_{r+1}$, where $1 \leq r \leq K$. Let $\mathbf{u}_{N,k}^T = \frac{\sqrt{\lambda_{N,k}} z_{N,k} \mathbf{v}_{N,k}^T}{\sqrt{\sum_{k=1}^K \lambda_{N,k} z_{N,k}^2}}$ satisfy $\|\mathbf{u}_{N,k} - \mathbf{u}_{N',k}\|_2 = o(1)$ for any sufficiently large N and N' .

Since $\|\mathbf{u}_{N,k}^T\|_2 \leq 1$, there exists a sub-sequence of $\{\mathbf{u}_{N_t,k}^T\}_{t=1}^\infty$, of $\{\mathbf{u}_{N,k}^T\}$, such that $\lim_{N_t \rightarrow \infty} \mathbf{u}_{N_t,k}^T = \mathbf{w}_k^T$, $\forall k \in \{1, 2, \dots, r\}$, where $\mathbf{w}_1^T, \mathbf{w}_2^T, \dots, \mathbf{w}_r^T \in \mathbb{R}^K \setminus \{0\}$ are the nonzero limits. The condition 8(iii) implies that $\lim_{N \rightarrow \infty} \mathbf{u}_{N,k}^T = \mathbf{w}_k^T$ by taking $N' = N_t$.

Theorem 5.2. Let $g : \Theta \rightarrow \mathcal{R}$ be a real valued analytic function of $\varphi \in \Theta$, which might depend on the network size N . Under Assumptions 5, 6, 7 and 8 as $N \rightarrow \infty$, we have

$$(i) \ g(\widehat{\varphi}_N) - g(\varphi_0) \xrightarrow{p} 0; \text{ and } (ii) \ Q_N^{-\frac{1}{2}} \{g(\widehat{\varphi}_N) - g(\varphi_0)\} \xrightarrow{d} \mathcal{N}(0, 1).$$

The proof of Theorem 5.2 is provided in Supplementary Material Section S1.5. Next we derive a consistent estimator of the asymptotic variance of $g(\widehat{\varphi}_N)$, namely \widehat{Q}_N .

Assumption 9. Let $g : \Theta \rightarrow \mathcal{R}$ be a real valued analytic function satisfying Assumption 8. Moreover we assume that

(i) $J_N(\varphi_0)$ and $J_N(\widehat{\varphi}_N)$ are positive definite matrices, $\forall N \in \mathbb{N}$

(ii) $\sup_{N, \varphi'} \|\nabla_{\varphi'}^2 \{\nabla_{\varphi} g(\varphi)^T \nabla_{\varphi} g(\varphi)\}\|_F < \infty$, where φ' lies in a ϵ -neighborhood of φ_0 .

Theorem 5.3. Under Assumption 9 along with the assumptions of Theorem 5.2, as $N \rightarrow \infty$,

$$\nabla_{\widehat{\varphi}_N} g(\varphi)^T J_N^{-1}(\widehat{\varphi}_N) \nabla_{\widehat{\varphi}_N} g(\varphi) - Q_N \xrightarrow{p} 0.$$

The proof of Theorem 5.3 is presented in Supplementary section S1.6. It follows that the sample counterpart of the sandwich covariance $\nabla_{\widehat{\varphi}_N} g(\varphi)^T J_N^{-1}(\widehat{\varphi}_N) \nabla_{\widehat{\varphi}_N} g(\varphi)$ will be used to calculate standard errors for statistical inference.

5.3 Estimated variances of the plug-in estimators of the six effects

Applying Theorem 5.3, leads to the closed-form expressions for the consistently estimated variance for each of the plug-in estimators of the six estimands.

Corollary 5.3.1. Let $j_N^{(a,b)}$ be the corresponding $(a, b)^{\text{th}}$ element of $J_N^{-1}(\widehat{\varphi}_N)$. The variance estimators of the six plug-in estimators are given as follows :

$$\begin{aligned} (a) \quad \widehat{\text{Var}}\{\widehat{\tau}_1(\mathbf{d}', \mathbf{d})\} &= j_N^{(\beta_1, \beta_1)} (a - a')^2; \\ (b) \quad \widehat{\text{Var}}\{\widehat{\tau}_2(\mathbf{d}', \mathbf{d})\} &= \{\widehat{\gamma}_1^2 j_N^{(\beta_3, \beta_3)} + \widehat{\beta}_3^2 j_N^{(\gamma_1, \gamma_1)}\} (a - a')^2; \\ (c) \quad \widehat{\text{Var}}\{\widehat{\tau}_3(\mathbf{d}', \mathbf{d})\} &= \{\widehat{\gamma}_2^2 j_N^{(\beta_4, \beta_4)} + \widehat{\beta}_4^2 j_N^{(\gamma_2, \gamma_2)}\} (a - a')^2 \bar{\Delta}_{1N}^2; \end{aligned}$$

$$(d) \widehat{\text{Var}}\{\widehat{\tau}_4(\mathbf{d}', \mathbf{d})\} = j_N^{(\beta_2, \beta_2)} \bar{\Delta}_{2N}^2;$$

$$(e) \widehat{\text{Var}}\{\widehat{\tau}_5(\mathbf{d}', \mathbf{d})\} = \{\widehat{\gamma}_2^2 j_N^{\beta_3 \beta_3} + \widehat{\beta}_3^2 j_N^{\gamma_2 \gamma_2}\} \bar{\Delta}_{2N}^2;$$

$$(f) \widehat{\text{Var}}\{\widehat{\tau}_6(\mathbf{d}', \mathbf{d})\} = j_N^{(\beta_4, \beta_4)} \{\widehat{\gamma}_1 \bar{\Delta}_{1N} + \widehat{\gamma}_2 \bar{\Delta}_{2N}\}^2 + \widehat{\beta}_4^2 \left[\bar{\Delta}_{2N}^2 + j_N^{(\gamma_2, \gamma_2)} \bar{\Delta}_{3N}^2 \right] + 2\widehat{\beta}_4^2 j_N^{(\gamma_1, \gamma_2)} \bar{\Delta}_{2N} \bar{\Delta}_{3N}.$$

6 Simulation Experiments

The performance assessment of the proposed methodology is conducted through simulation experiments in this section.

6.1 Setup

Numerically we hope to examine the behavior of the proposed methods across two distinct network structures, Network-1 and Network-2 described below, with network sizes $N \in \{100, 200, 800\}$. The setup details are given as follows.

Adjacency Matrix Specification: (i) Network-1 of size N is built upon a symmetric 1- adjacency matrix E such that $\forall i \notin \{1, N\}$, $E_{ij} = 1$ if $i = j$ or $j = i + 1, i - 1$ or 0 otherwise. In addition, for the boundary nodes $i = 1$, $E_{11} = E_{12} = E_{1N} = 1$ and $i = N$, $E_{N1} = E_{N(N-1)} = E_{NN} = 1$. See the left panel of Supplementary Figure S1 for an example of Network-1 with 10 units. (ii) Network-2 of size N is constructed by a symmetric adjacency matrix E using the Erdos Renyi Random Graph model, in which the $(i, j)^{\text{th}}$ connectivity is symmetric and generated by $E_{ij} = E_{ji} \sim \text{Bernoulli}(\pi)$ while $E_{ii} = 1, \forall i, j \in \{1, 2, \dots, N\}$. The probability of node connection π , is calibrated according to network size (N) to ensure that the average connectivity degree (i.e., the average number of connections per node) equals to approximately 10. The right panel of Supplementary Figure S1 displays one resulting E that defines a network of 10 units. Of note, the E matrix is held fixed once it is generated.

REN-SEM Model Specification: For unit $i \in \{1, 2, \dots, N\}$, we simulate the binary exposure variables $A_i \stackrel{\text{i.i.d.}}{\sim} \text{Ber}(0.5)$ and a continuous confounder $C_i \stackrel{\text{i.i.d.}}{\sim} \mathcal{N}(0, 1)$. Then we simulate continuous mediator and outcome, M_i and Y_i respectively, from the REN-SEM in (3) and (2) with $\boldsymbol{\gamma} = (-1, 2, 0.9, 1.8, 0.7)$ and $\boldsymbol{\beta} = (-2, 1.5, 0.8, 1.2, 0.4, 2.1, 1.3)$. The variance parameters for errors terms and random effects in Network-1 are set at: $(\sigma_m, \sigma_y, \sigma_{b^M}, \sigma_{b^Y}) = (1, 1, 1, 1)$, while in Network-2, they are set as $(\sigma_m, \sigma_y, \sigma_{b^M}, \sigma_{b^Y}) = (1, 1, 0.5, 0.5)$. The REN-SEM model takes the form: The outcome model is

$$Y_i = -2 + 1.5A_i + 0.8S_{1i}(\mathbf{A}_{\mathcal{N}_i^\dagger}) + 1, 2M_i \\ + 0.4S_{1i}(\mathbf{M}_{\mathcal{N}_i^\dagger}) + 2.1C_i + 1.3S_{1i}(\mathbf{C}_{\mathcal{N}_i^\dagger}) + E_{i.}^T \mathbf{b}^Y + \epsilon_i^Y,$$

where $\boldsymbol{\epsilon}^Y = (\epsilon_1^Y, \dots, \epsilon_N^Y)^T \sim \text{MVN}(\mathbf{0}, \mathcal{I}_{N \times N})$ and $\mathbf{b}^Y = (b_1^Y, \dots, b_N^Y)^T \sim \text{MVN}(\mathbf{0}, \sigma_{b^Y}^2 \mathcal{I}_{N \times N})$. The mediator model is

$$M_i = -1 + 2A_i + 0.9S_{1i}(\mathbf{A}_{\mathcal{N}_i^\dagger}) + 1.8C_i + 0.7S_{1i}(\mathbf{C}_{\mathcal{N}_i^\dagger}) + E_{i.}^T \mathbf{b}^M + \epsilon_i^M,$$

where $\boldsymbol{\epsilon}^M = (\epsilon_1^M, \dots, \epsilon_N^M)^T \sim \text{MVN}(\mathbf{0}, \mathcal{I}_{N \times N})$ and $\mathbf{b}^M = (b_1^M, \dots, b_N^M)^T \sim \text{MVN}(\mathbf{0}, \sigma_{b^M}^2 \mathcal{I}_{N \times N})$. Summary statistics of the performance are generated from $R = 500$ rounds of simulations.

Metrics of Comparison: Throughout simulations, evaluation criteria include estimation bias and Root Relative Mean Squared Error (RRMSE), namely $\text{Bias}(\widehat{\tau}_k, \tau_k) = \frac{1}{R} \sum_{r=1}^R (\widehat{\tau}_{k,r} - \tau_k)$ and $\text{RRMSE}(\widehat{\tau}_k, \tau_k) = \sqrt{\frac{1}{R} \sum_{r=1}^R \left(\frac{\widehat{\tau}_{k,r} - \tau_k}{\tau_k} \right)^2}$, where $k = 1, 2, \dots, 6$ for the six estimands. In addition, we report average standard error (ASE), empirical standard error (ESE) as well as coverage probability to assess the appropriateness of the asymptotic variance estimation. Proper coverage probability should be aligned with the nominal confidence level such as 0.95 for 95% confidence intervals.

6.2 Results of Network-1 Scenario

We begin with the summary of simulation results in Table 1 from the case of Network-1.

Estimation accuracy: Table 1 indicates that, across all considered sample sizes, the estimation biases of the six estimated estimands are all minimal. Notably, as the network size increases, the absolute bias diminishes, thereby corroborating Theorem 5.2 on the estimation consistency. The RRMSE exhibits a similar pattern of improvement with increasing network sizes; that is, the RRMSE values of all six $\hat{\tau}_k$ are declining, the evidence supporting the statistical reliability of the MLE method. The observed decrease in RRMSE, alongside the apparently smaller bias with larger network, reinforces the theoretical results in Theorem 5.2.

Estimation efficiency: Table 1 also indicates that as the network size increases, specifically for $N = 200, 800$, ESE and ASE get close to each other for all the six estimands. This suggests that the asymptotic variance estimation is reliable. More importantly, it is worth noting that as the network size increases, the coverage probability for every estimand appears to getting closer to the nominal level of 0.95. Such reliable coverage rates are indicative of the validity of the 95% confidence intervals constructed via the large sample variance estimation.

6.3 Results of Network-2 Scenario

We now report the simulation results of the second simulation study. **Estimation accuracy:** The findings in the aspects of both estimation bias and the Relative Root Mean Square Error (RRMSE) in the Network-2 setting, as reported in Supplementary Table S3, reiterate the evidence reported in the Network-1 scenario, and thus details of the discussion are omitted.

Estimation efficiency: Supplementary Table S3 repeats the key evidence seen in Table 1 to confirm the theoretical results of Theorem 5.2. Once again, ESE for all six variance estimators are close to ASE even for a small network $N = 100$. The coverage probability of each estimand tends towards the nominal level of 0.95 with increasing network size. These stable performances again also reflect that the variance estimators maintain consistent accuracy and reliability as the network size increases. Such numerical stability and robustness is appealing in practical studies.

We include two Supplementary Tables S1 and S2 that report the detailed results of the REN-SEM model parameters φ , demonstrating the accuracy of the MLE estimation under the two network structures used in the respective simulation scenarios with $N = 100, 200, 800$.

7 Analysis of the Gamer’s Friendship Network

We now illustrate our methodology through the social network data of Twitch users, which is sourced from the public API in Spring 2018, as documented by (Rozenberczki and Sarkar, 2021). The friendship network is structured with nodes representing Twitch users (or gamer) and edges denoting mutual follower relationships between them, so they are conveniently referred to as friends in the data analysis. The total dataset comprises 168,114 nodes or gamers, but a subset of 1,415 nodes used in our analysis due purely to the computational costs. As discussed in Section 3, our primary focus is to apply our proposed methodology to assess the impact of mature content—both from individual users and the average within their network neighbors—on the views received by a user’s account. This relationship is further analyzed for potential mediation by the account lifetime of both the individual user and their neighboring nodes (or friends). In the dataset analyzed, the average network degree is observed to be 67. Approximately 50% of the gamers’ accounts are flagged for having mature content. The average account lifetime within our sample is 2,035 days, with a standard deviation of 730 days, indicating a substantial variation in the duration that accounts have been active. The average number of views per user’s account stands at approximately 573,003 with a standard deviation of 227,498, highlighting significant disparities in viewership across different accounts. This dataset provides a rich framework for investigating how content maturity and network characteristics influence user engagement on the Twitch platform.

Our analysis results are summarized as follows. Supplementary Figure S2 presents the estimates of the six causal estimands along with 95% confidence intervals (C.I.s). Below are several findings in terms of the influence of maturity on viewer engagement.

- $\tau_1(A \rightarrow Y)$: The direct effect of a user’s account having matured content on the number of views is -0.051 [95% C.I (-0.064, -0.039)] with a p-value < 0.05 . This implies that streams containing mature content tend to attract fewer views compared to non-mature streams. This could be due to a smaller audience base that either prefers or is permitted to view such content.

- $\tau_2(A \rightarrow M \rightarrow Y)$: The mediated effect of a user’s account having mature content on the number of views through the user’s account lifetime is -0.003 [95% C.I. (-0.078, 0.002)], with a p-value > 0.05 . This finding suggests that this mediation pathway is not statistically significant.
- $\tau_3(A \rightarrow M_{N^\dagger} \rightarrow Y)$: The mediated effect of a user’s account having mature content on the number of views through the neighbors’ lifetime is 0.0012 [95% C.I. (0.0008, 0.0016)], with a p-value < 0.05 . This suggests that having mature content is correlated with a decrease in his or her friends’ account lifetime, which paradoxically leads to an increase in the number of views for the user. This phenomenon might occur because the reduced lifetime of friend’s accounts lessens competition for viewers, thereby channeling more traffic to the user’s account. This dynamic highlights a potentially competitive aspect of content maturity within social networks where strategic content choices can influence not only the user’s own behavior but also the interaction dynamics within their network.
- $\tau_4(A_{N^\dagger} \rightarrow Y)$: The spillover effect of the average number of friends having mature content on the number of views of a user is -0.031 [95% C.I. (-0.041, -0.022)], with a p-value < 0.05 . This implies that being surrounded by channels that host mature content generally reduces a channel’s viewership. This decrease in viewership can possibly be attributed to factors similar to the direct effects of mature content, such as limited audience reach.
- $\tau_5(A_{N^\dagger} \rightarrow M \rightarrow Y)$: The spillover mediated effect of the average number of friends having mature content on the number of views through a user’s lifetime is -0.006 [95% C.I. (-0.008, -0.004)], with a p-value < 0.05 . This indicates that having friends with mature content decreases lifetime of the user’s own account, which in turn leads to fewer views.
- $\tau_6(A_{N^\dagger} \rightarrow M_{N^\dagger} \rightarrow Y)$: The spillover mediated effect of the average number of friends having mature content on the number of views through neighbors’ lifetimes is 0.005 [95% C.I. (-0.005, 0.010)], with a p-value > 0.05 . There is no data evidence to assert the mechanistic pathway; that is, changes in friends’ content maturity and their account lifetimes do not unveil a reliable impact on a user’s viewership.

In summary, the influence of mature content on Twitch viewership is multifaceted, with direct and neighborhood effects playing significant roles. The negative direct and spillover effects highlight challenges in attracting viewers to mature content, while the positive mediated effects through neighbors’ account lifetimes offer insights into potential strategies for mitigating these challenges.

8 Concluding Remarks

We have developed a substantial extension with full theoretical rigor to a conceptual framework of great importance to study mediation DAGs in a network setting. The proposed methodology enables to investigate mechanistic pathways beyond the classical natural direct and indirect effects based on independent units. Such extension is specifically relevant to the context of network-based data in social sciences, environmental health, epidemiology, and infectious disease. Our methodology, grounded in a comprehensive system of correlated Directed Acyclic Graphs (DAGs) and network structural equation models with random effects (i.e. REN-SEM), has identified six fundamental mediation and interference estimands, some of which, e.g. spillover effects, emerge exclusively due to the presence of network contiguity. Presenting a full spectrum of the six estimands is essential for a detailed exploration of causal effects in complex network systems where neighboring units can play a critical role in the study of mediation mechanisms on individual units.

One of the key technical contributions in this paper pertains to the rigorous specification of the identifiability conditions necessary to differentiate direct, mediation, spillover, and spillover mediation causal pathways in the proposed network structural equation models. We have rigorously established key regularity conditions that ensure consistent estimation and have derived extended asymptotic normality results under network-dependent units. These theoretical results have been illustrated with high robustness and reproducibility through empirical simulation studies, which confirm its applicability in practice. In particular, the empirical coverage probability by the constructed confidence interval for each of the six estimands is stably close to the nominal level across the majority of simulation settings, which enhances the trust of the proposed inference to be used in practical studies. The application of our methodology to the Twitch Dataset has elucidated some new mediation and spillover pathways in the understanding of gamer’s behaviors such as streaming platform interact and influence user engagement and viewership patterns.

Despite these advancements, several limitations of our proposed methodology warrant further investigation. First, like the existing causal mediation analysis, the causal identification assumptions we have relied on may be susceptible to violations due to unobserved confounders, potentially complicating causal interpretations. This challenge remains an

Size(N)	Effects	Actual	Bias	RRMSE	ESE	ASE	CP
100	τ_1	1.50	-0.028	0.341	0.443	0.426	0.950
	τ_2	2.40	-0.095	0.259	0.458	0.83	0.960
	τ_3	0.18	-0.005	0.741	0.132	0.134	0.940
	τ_4	0.80	-0.003	0.790	0.626	0.620	0.948
	τ_5	1.08	-0.042	0.651	0.653	0.674	0.950
	τ_6	0.80	-0.026	0.433	0.321	0.324	0.955
200	τ_1	1.50	-0.008	0.202	0.303	0.297	0.948
	τ_2	2.40	0.005	0.140	0.340	0.341	0.966
	τ_3	0.18	-0.008	0.493	0.088	0.090	0.940
	τ_4	0.80	0.034	0.565	0.451	0.437	0.942
	τ_5	1.08	-0.017	0.425	0.459	0.477	0.964
	τ_6	0.80	-0.022	0.285	0.227	0.224	0.934
800	τ_1	1.50	0.005	0.098	0.148	0.148	0.942
	τ_2	2.40	0.008	0.071	0.170	0.170	0.946
	τ_3	0.18	0.002	0.250	0.046	0.046	0.958
	τ_4	0.80	0.003	0.275	0.220	0.218	0.952
	τ_5	1.08	0.006	0.217	0.234	0.239	0.958
	τ_6	0.80	0.007	0.136	0.108	0.110	0.954

Table 1: Summarized simulation results under the Network-1 scenario from 500 rounds of simulations. The Bias and Root Relative Mean Squared Error (RRMSE) for the six estimated effects $\hat{\tau}_1$ through $\hat{\tau}_6$, Empirical Standard Error (ESE), Average Standard Error (ASE) and Coverage probability (CP) are presented, respectively.

open problem in the field of causal inference and merits ongoing exploration. Second, our proposed REN-SEM modeling approach employs only random intercepts to account for network dependencies and unit-specific heterogeneity. Future work could extend the REN-SEM framework to incorporate random slopes, so to capture individual-level covariate effects. Additionally, expanding the REN-SEM model to include non-linear terms or to allow non-normal distributions would enhance its flexibility and practical impact, making it more adaptable to a wider range of applications.

Code Availability

The R-code is available in <https://github.com/Ritoban1/NETMED>.

Acknowledgements and Funding

The authors thank Drs. Bhramar Mukherjee and Seunggeun Lee for their suggestions on the manuscript. This research was supported in part by NSF DMS2113564 and NIH R01ES033565 grants.

References

- P. M. Aronow and C. Samii. Estimating average causal effects under general interference, with application to a social network experiment. 2017.
- E. Bakshy, I. Rosenn, C. Marlow, and L. Adamic. The role of social networks in information diffusion. In *Proceedings of the 21st international conference on World Wide Web*, pages 519–528, 2012.

- R. M. Baron and D. A. Kenny. The moderator–mediator variable distinction in social psychological research: Conceptual, strategic, and statistical considerations. *Journal of personality and social psychology*, 51(6):1173, 1986.
- P. Ding. *A first course in causal inference*. CRC Press, 2024.
- Y. Hu, S. Li, and S. Wager. Average direct and indirect causal effects under interference. *Biometrika*, 109(4):1165–1172, 2022.
- M. G. Hudgens and M. E. Halloran. Toward causal inference with interference. *Journal of the American Statistical Association*, 103(482):832–842, 2008.
- K. Imai, L. Keele, and T. Yamamoto. Identification, inference and sensitivity analysis for causal mediation effects. 2010.
- M. P. Leung. Treatment and spillover effects under network interference. *Review of Economics and Statistics*, 102(2): 368–380, 2020.
- M. P. Leung and P. Loupos. Unconfoundedness with network interference. *arXiv preprint arXiv:2211.07823*, 2022.
- S. Li and S. Wager. Random graph asymptotics for treatment effect estimation under network interference. *The Annals of Statistics*, 50(4):2334–2358, 2022.
- H. Liu, I. H. Jin, Z. Zhang, and Y. Yuan. Social network mediation analysis: A latent space approach. *psychometrika*, 86:272–298, 2021.
- C. F. Manski. Identification of treatment response with social interactions. *The Econometrics Journal*, 16(1):S1–S23, 2013.
- K. V. Mardia and R. J. Marshall. Maximum likelihood estimation of models for residual covariance in spatial regression. *Biometrika*, 71(1):135–146, 1984.
- E. Miguel and M. Kremer. Worms: identifying impacts on education and health in the presence of treatment externalities. *Econometrica*, 72(1):159–217, 2004.
- E. L. Ogburn, O. Sofrygin, I. Diaz, and M. J. Van der Laan. Causal inference for social network data. *Journal of the American Statistical Association*, pages 1–15, 2022.
- J. Pearl. Direct and indirect effects. In *Proceedings of the Seventeenth Conference on Uncertainty in Artificial Intelligence*, UAI’01, page 411–420, San Francisco, CA, USA, 2001. Morgan Kaufmann Publishers Inc. ISBN 1558608001.
- J. M. Robins. Semantics of causal dag models and the identification of direct and indirect effects. *Highly structured stochastic systems*, pages 70–82, 2003.
- J. M. Robins and S. Greenland. Identifiability and exchangeability for direct and indirect effects. *Epidemiology*, 3(2): 143–155, 1992.
- B. Rozemberczki and R. Sarkar. Twitch gamers: a dataset for evaluating proximity preserving and structural role-based node embeddings, 2021.
- D. B. Rubin. Randomization analysis of experimental data: The fisher randomization test comment. *Journal of the American statistical association*, 75(371):591–593, 1980.
- D. B. Rubin. Direct and indirect causal effects via potential outcomes. *Scandinavian Journal of Statistics*, 31(2): 161–170, 2004.
- B. Sacerdote. Peer effects with random assignment: Results for dartmouth roommates. *The Quarterly journal of economics*, 116(2):681–704, 2001.
- F. Sävje, P. Aronow, and M. Hudgens. Average treatment effects in the presence of unknown interference. *Annals of statistics*, 49(2):673, 2021.
- T. M. Sweet. Modeling social networks as mediators: A mixed membership stochastic blockmodel for mediation. *Journal of Educational and Behavioral Statistics*, 44(2):210–240, 2019.
- T. J. Sweeting. Uniform asymptotic normality of the maximum likelihood estimator. *The Annals of Statistics*, pages 1375–1381, 1980.
- E. J. T. Tchetgen and T. J. VanderWeele. On causal inference in the presence of interference. *Statistical methods in medical research*, 21(1):55–75, 2012.
- E. J. Tchetgen Tchetgen, I. R. Fulcher, and I. Shpitser. Auto-g-computation of causal effects on a network. *Journal of the American Statistical Association*, 116(534):833–844, 2021.

T. J. VanderWeele. Simple relations between principal stratification and direct and indirect effects. *Statistics & Probability Letters*, 78(17):2957–2962, 2008.

T. J. VanderWeele. Marginal structural models for the estimation of direct and indirect effects. *Epidemiology*, pages 18–26, 2009.

Supplementary Materials

S1 Derivations

S1.1 Proof of Theorem 4.1

Proof. Let $\mathbf{b}_i = (\mathbf{b}_{\mathcal{N}_i}^Y, \mathbf{b}_{\mathcal{N}_i}^M, \mathbf{b}_{\mathcal{N}_i^\dagger}^M)$. First we condition on the random effects to operate under the conditional independence assumptions. Using the double expectation property, we write

$$\Psi_i = \mathbb{E}_{\mathbf{b}_i} \{ \mathbb{E}(\Psi_i | \mathbf{b}_i) \}$$

Thus we focus on identifying the term $\mathbb{E}(\Psi_i | \mathbf{b}_i)$.

$$\begin{aligned} \mathbb{E}(\Psi_i | \mathbf{b}_i) = & \mathbb{E}_{\mathbf{X}_i} \left[\mathbb{E}_{S_{3i} | \mathbf{X}_i} \left\{ \mathbb{E}_{S_{2i} | S_{1i} = \widetilde{s}_{1i}^{A^\dagger}, \mathbf{X}_i} \mathbb{E} \left(\widetilde{Y}_i \left(a, \widetilde{s}_{1i}^{A'}, \widetilde{M}_i \left(a^*, \widetilde{s}_{1i}^{A^\dagger} \right) \right), \right. \right. \\ & \left. \left. S_{1i}^M \left(a'', \widetilde{s}_{1i}^{A^\dagger}, s_{2i}, s_{3i} \right) \right) \middle| \mathbf{X}_i, S_{2i}^A = s_{2i}, S_{1i}^A = \widetilde{s}_{1i}^{A^\dagger}, S_{3i}^A = s_{3i}, \mathbf{b}_i \right\} \right]. \end{aligned}$$

We simplify the innermost expectation using Identifiability Conditions 2-6 as shown below.

$$\begin{aligned} & \mathbb{E} \left(\widetilde{Y}_i \left(a, \widetilde{s}_{1i}^{A'}, \widetilde{M}_i \left(a^*, \widetilde{s}_{1i}^{A^\dagger} \right) \right), S_{1i}^M \left(a'', \widetilde{s}_{1i}^{A^\dagger}, s_{2i}, s_{3i} \right) \right) \\ & \quad \left| \mathbf{X}_i, S_{2i}^A = s_{2i}, S_{1i}^A = \widetilde{s}_{1i}^{A^\dagger}, S_{3i}^A = s_{3i}, \mathbf{b}_i \right) \\ = & \int_{\text{Supp}(M)} \int_{\text{Supp}(S_{1i}^M)} \mathbb{E} \left(\widetilde{Y}_i \left(a, \widetilde{s}_{1i}^{A'}, m_i, s_{1i}^M \right) \middle| \mathbf{X}_i, S_{2i}^A = s_{2i}, S_{1i}^A = \widetilde{s}_{1i}^{A^\dagger}, S_{3i}^A = s_{3i}, \mathbf{b}_{\mathcal{N}_i}^Y, \mathbf{b}_{\mathcal{N}_i}^M, \right. \\ & \quad \left. \widetilde{M}_i \left(a^*, \widetilde{s}_{1i}^{A^\dagger} \right) = m_i, S_{1i}^M \left(a'', \widetilde{s}_{1i}^{A^\dagger}, s_{2i}, s_{3i} \right) = s_{1i}^M \right) \\ & \quad dF(m_i, s_{1i}^M) \widetilde{M}_i(a^*, \widetilde{s}_{1i}^{A^\dagger}), S_{1i}^M(a'', \widetilde{s}_{1i}^{A^\dagger}, s_{2i}, s_{3i}) \middle| \mathbf{X}_i, S_{2i}^A = s_{2i}, S_{1i}^A = \widetilde{s}_{1i}^{A^\dagger}, S_{3i}^A = s_{3i}, \mathbf{b}_i \end{aligned}$$

Using Identifiability Conditions 2, 4 and 6, the above term becomes

$$\begin{aligned} & \int_{\text{Supp}(M)} \int_{\text{Supp}(S_{1i}^M)} \mathbb{E} \left(\widetilde{Y}_i \left(a, \widetilde{s}_{1i}^{A'}, m_i, s_{1i}^M \right) \middle| \mathbf{X}_i, \mathbf{b}_{\mathcal{N}_i}^Y \right) \\ & \quad dF(m_i, s_{1i}^M) \widetilde{M}_i(a^*, \widetilde{s}_{1i}^{A^\dagger}), S_{1i}^M(a'', \widetilde{s}_{1i}^{A^\dagger}, s_{2i}, s_{3i}) \middle| \mathbf{X}_i, \mathbf{b}_{\mathcal{N}_i}^M, \mathbf{b}_{\mathcal{N}_i^\dagger}^M \end{aligned}$$

It follows from Identifiability Condition 5 that

$$\begin{aligned} & \int_{\text{Supp}(M)} \int_{\text{Supp}(S_{1i}^M)} \mathbb{E} \left\{ \widetilde{Y}_i \left(a, \widetilde{s}_{1i}^{A'}, m_i, s_{1i}^M \right) \middle| \mathbf{X}_i, \mathbf{b}_{\mathcal{N}_i}^Y \right\} dF(m_i) \widetilde{M}_i(a^*, \widetilde{s}_{1i}^{A^\dagger}) \middle| \mathbf{X}_i, \mathbf{b}_{\mathcal{N}_i}^M \\ & \quad dF(s_{1i}^M) S_{1i}^M(a'', \widetilde{s}_{1i}^{A^\dagger}, s_{2i}, s_{3i}) \middle| \mathbf{X}_i, \mathbf{b}_{\mathcal{N}_i}^M, \mathbf{b}_{\mathcal{N}_i^\dagger}^M \end{aligned}$$

Moreover Identifiability Conditions 2 and 4 leads to

$$\begin{aligned} & \int_{\text{Supp}(M)} \int_{\text{Supp}(S_{1i}^M)} \mathbb{E} \left\{ \widetilde{Y}_i \left(a, \widetilde{s}_{1i}^{A'}, m_i, s_{1i}^M \right) \middle| A_i = a, S_{1i}^A = \widetilde{s}_{1i}^{A'}, \mathbf{X}_i, \mathbf{b}_{\mathcal{N}_i}^Y \right\} \\ & \quad dF(m_i) \widetilde{M}_i(a^*, \widetilde{s}_{1i}^{A^\dagger}) \middle| A_i = a^*, S_{1i}^A = \widetilde{s}_{1i}^{A^\dagger}, \mathbf{X}_i, \mathbf{b}_{\mathcal{N}_i}^M \\ & \quad dF(s_{1i}^M) S_{1i}^M(a'', \widetilde{s}_{1i}^{A^\dagger}, s_{2i}, s_{3i}) \middle| A_i = a'', S_{1i}^A = \widetilde{s}_{1i}^{A^\dagger}, S_{2i}^A = s_{2i}, S_{3i}^A = s_{3i}, \mathbf{X}_i, \mathbf{b}_{\mathcal{N}_i}^M, \mathbf{b}_{\mathcal{N}_i^\dagger}^M \end{aligned}$$

Using Identifiability Condition 3, we obtain

$$\begin{aligned} & \int_{\text{Supp}(\mathbf{M})} \int_{\text{Supp}(S_{1i}^M)} \mathbb{E} \left(\tilde{Y}_i \left(a, \widetilde{s}_{1i}^{A'}, m_i, s_{1i}^M \right) \middle| A_i = a, S_{1i}^A = \widetilde{s}_{1i}^{A'}, M_i = m_i, S_{1i}^M = s_{1i}^M, \mathbf{X}_i, \mathbf{b}_{\mathcal{N}_i}^Y \right) \\ & \quad dF(m_i) \widetilde{M}_i(a^*, \widetilde{s}_{1i}^{A\ddagger}) \middle| A_i = a^*, S_{1i}^A = \widetilde{s}_{1i}^{A\ddagger}, \mathbf{X}_i, \mathbf{b}_{\mathcal{N}_i}^M \\ & \quad dF(s_{1i}^M) S_{1i}^M(a'', \widetilde{s}_{1i}^{A\ddagger}, s_{2i}, s_{3i}) \middle| A_i = a'', S_{1i}^A = \widetilde{s}_{1i}^{A\ddagger}, S_{2i}^A = s_{2i}, S_{3i}^A = s_{3i}, \mathbf{X}_i, \mathbf{b}_{\mathcal{N}_i}^M, \mathbf{b}_{\mathcal{N}_i^{\ddagger}}^M \end{aligned}$$

Finally using the consistency assumptions in Condition 1 we obtain

$$\begin{aligned} & \int_{\text{Supp}(\mathbf{M})} \int_{\text{Supp}(S_{1i}^M)} \mathbb{E} \left(Y_i \middle| A_i = a, S_{1i}^A = \widetilde{s}_{1i}^{A'}, M_i = m_i, S_{1i}^M = s_{1i}^M, \mathbf{X}_i, \mathbf{b}_{\mathcal{N}_i}^Y \right) \\ & \quad dF(m_i) M_i \middle| A_i = a^*, S_{1i}^A = \widetilde{s}_{1i}^{A\ddagger}, \mathbf{X}_i, \mathbf{b}_{\mathcal{N}_i}^M \\ & \quad dF(s_{1i}^M) S_{1i}^M \middle| A_i = a'', S_{1i}^A = \widetilde{s}_{1i}^{A\ddagger}, S_{2i}^A = s_{2i}, S_{3i}^A = s_{3i}, \mathbf{X}_i, \mathbf{b}_{\mathcal{N}_i}^M, \mathbf{b}_{\mathcal{N}_i^{\ddagger}}^M \end{aligned}$$

Under REN-SEM, we obtain

$$\begin{aligned} & \int_{\text{Supp}(\mathbf{M})} \int_{\text{Supp}(S_{1i}^M)} \mathbb{E} \left(\beta_0 + \beta_1 a + \beta_2 \widetilde{s}_{1i}^{A'} + \beta_3 m_i + \beta_4 s_{1i}^M + \beta_5 \mathbf{C}_i + \beta_6 S_{5i} + \mathbf{E}_i^T \mathbf{b}^Y \right) \\ & \quad dF(m_i) M_i \middle| A_i = a^*, S_{1i}^A = \widetilde{s}_{1i}^{A\ddagger}, \mathbf{X}_i, \mathbf{b}_{\mathcal{N}_i}^M \\ & \quad dF(s_{1i}^M) S_{1i}^M \middle| A_i = a'', S_{1i}^A = \widetilde{s}_{1i}^{A\ddagger}, S_{2i}^A = s_{2i}, S_{3i}^A = s_{3i}, \mathbf{X}_i, \mathbf{b}_{\mathcal{N}_i}^M, \mathbf{b}_{\mathcal{N}_i^{\ddagger}}^M \\ & = \beta_0 + \beta_1 a + \beta_2 \widetilde{s}_{1i}^{A'} + \beta_3 \mathbb{E} \left(M_i \middle| A_i = a^*, S_{1i}^A = \widetilde{s}_{1i}^{A\ddagger}, \mathbf{X}_i, \mathbf{b}_{\mathcal{N}_i}^M \right) \\ & + \beta_4 \mathbb{E} \left(S_{1i}^M \middle| A_i = a'', S_{1i}^A = \widetilde{s}_{1i}^{A\ddagger}, S_{2i}^A = s_{2i}, S_{3i}^A = s_{3i}, \mathbf{X}_i, \mathbf{b}_{\mathcal{N}_i}^M, \mathbf{b}_{\mathcal{N}_i^{\ddagger}}^M \right) + \beta_5 \mathbf{C}_i + \beta_6 S_{5i} + \mathbf{E}_i^T \mathbf{b}^Y \\ & = \beta_0 + \beta_1 a + \beta_2 \widetilde{s}_{1i}^{A'} + \beta_3 \left(\gamma_0 + \gamma_1 a^* + \gamma_2 \widetilde{s}_{1i}^{A\ddagger} + \gamma_3 \mathbf{C}_i + \gamma_4 S_{5i} + \mathbf{E}_i^T \mathbf{b}^M \right) \\ & + \beta_4 \left(\gamma_0 + \gamma_1 \widetilde{s}_{1i}^{A\ddagger} + \gamma_2 a'' \sum_{j \neq i} \frac{E_{ij}}{n_i n_j} + \gamma_2 S_{2i}^A + \gamma_2 S_{3i}^A + \gamma_3 S_{5i} + \gamma_4 S_{6i} \right) + \beta_5 \mathbf{C}_i + \beta_6 S_{5i} + \mathbf{E}_i^T \mathbf{b}^Y. \end{aligned}$$

Finally we obtain the expression for Ψ_i using $\mathbb{E}(b_k^Y) = \mathbb{E}(b_k^M) = 0$ for all $k \in \{1, 2, \dots, N\}$.

$$\begin{aligned} \Psi_i & = \beta_0 + \beta_1 a + \beta_2 \widetilde{s}_{1i}^{A'} + \beta_3 \left(\gamma_0 + \gamma_1 a^* + \gamma_2 \widetilde{s}_{1i}^{A\ddagger} \right) \\ & + \beta_4 \left(\gamma_0 + \gamma_1 \widetilde{s}_{1i}^{A\ddagger} + \gamma_2 a'' \sum_{j \neq i} \frac{E_{ij}}{n_i n_j} + \gamma_2 \mathbb{E}_{\mathbf{X}_i} \mathbb{E} \left(S_{2i}^A \middle| S_{1i}^A = \widetilde{s}_{1i}^{A\ddagger}, \mathbf{X}_i \right) \right) \\ & + \beta_4 \gamma_2 \mathbb{E}_{\mathbf{X}_i} \mathbb{E} \left(S_{3i}^A \middle| \mathbf{X}_i \right) + \mathbb{E}_{\mathbf{X}_i} (\beta_5 \mathbf{C}_i + \beta_6 S_{5i} + \beta_3 \gamma_3 \mathbf{C}_i + \beta_3 \gamma_4 S_{5i} + \beta_4 \gamma_3 S_{5i} + \beta_4 \gamma_4 S_{6i}). \end{aligned}$$

□

S1.2 Proof of (f) of Corollary 4.1.1

Proof. Using Theorem 4.1, we obtain

$$\begin{aligned} \tau_6(d', d) & = \beta_4 \gamma_1 \left\{ \frac{1}{N} \sum_{i=1}^N (\widetilde{s}_{1i}^A - \widetilde{s}_{1i}^{A'}) \right\} \\ & + \beta_4 \gamma_2 \left[\frac{1}{N} \sum_{i=1}^N \mathbb{E}_{\mathbf{X}_i} \left\{ \mathbb{E} \left(S_{2i}^A \middle| S_{1i}^A = \widetilde{s}_{1i}^A, \mathbf{X}_i \right) - \mathbb{E} \left(S_{2i}^A \middle| S_{1i}^A = \widetilde{s}_{1i}^{A'}, \mathbf{X}_i \right) \right\} \right] \end{aligned}$$

Assumption 3 implies that $A_i | \mathbf{C}_i \sim \text{Ber}(\pi(\mathbf{C}_i))$ where $\pi(\mathbf{C}_i) = P(A_i = 1 | \mathbf{C}_i)$, marginally $A_i \sim \text{Ber}(\pi)$ where $\pi = \int_{\mathbf{c}} \pi(\mathbf{c}) dF(\mathbf{c})$, where $i \in \{1, 2, \dots, N\}$ and $F(\cdot)$ is the distribution of the covariates \mathbf{C} . In other words,

A_1, A_2, \dots, A_N are Bernoulli random variables with success probability π . At first we obtain the exact form of the expectation in the 2nd term.

$$\begin{aligned} \mathbb{E}_{\mathbf{X}_i} \left[\mathbb{E} \left(S_{2i}^A | S_{1i}^A = \widetilde{s}_{1i}^A, \mathbf{X}_i \right) \right] &= \mathbb{E} \left(S_{2i}^A | S_{1i}^A = \widetilde{s}_{1i}^A \right) \\ &= \mathbb{E} \left(\sum_{j \neq i} \frac{\sum_{k \neq j, k \in \mathcal{N}_i} E_{ij} E_{jk} A_k}{n_i n_j} \middle| S_{1i}^A = \widetilde{s}_{1i}^A \right) = \sum_{j \neq i} \frac{\sum_{k \neq j, k \in \mathcal{N}_i} E_{ij} E_{jk} \mathbb{E}(A_k | S_{1i}^A = \widetilde{s}_{1i}^A)}{n_i n_j} \\ &= \sum_{j \neq i} \frac{\sum_{k \neq j, k \in \mathcal{N}_i} E_{ij} E_{jk} \mathbb{E}(A_k | \sum_{j \neq i} E_{ij} A_j = [s_1^A n_i])}{n_i n_j} \end{aligned}$$

Since $A_k \in \mathcal{N}_i$ in the expectation term we obtain

$$\mathbb{E} \left(A_k | \sum_{j \neq i} E_{ij} A_j = [s_1^A n_i] \right) = \mathbb{E} \left(A_l | \sum_{j \neq i} E_{ij} A_j = [s_1^A n_i] \right)$$

where $k \neq l$ and $k, l \in \mathcal{N}_i$. Hence we obtain $\forall k \in \mathcal{N}_i, \mathbb{E} \left(A_k | \sum_{j \neq i} E_{ij} A_j = [s_1^A n_i] \right) = \widetilde{s}_{1i}^A$. Using this result

$$\sum_{j \neq i} \frac{\sum_{k \neq j, k \in \mathcal{N}_i} E_{ij} E_{jk} \mathbb{E}(A_k | \sum_{j \neq i} E_{ij} A_j = [s_1^A n_i])}{n_i n_j} = \sum_{j \neq i} \frac{\sum_{k \neq j, k \in \mathcal{N}_i} E_{ij} E_{jk} \cdot \widetilde{s}_{1i}^A}{n_i n_j}$$

Therefore the final expression of $\tau_6(d', d)$ is

$$\begin{aligned} \tau_6(d', d) &= \beta_4 \gamma_1 \left\{ \frac{1}{N} \sum_{i=1}^N (\widetilde{s}_{1i}^A - \widetilde{s}_{1i}^{A'}) \right\} \\ &\quad + \beta_4 \gamma_2 \left[\frac{1}{N} \sum_{i=1}^N \left\{ \sum_{j \neq i} \frac{\sum_{k \neq j, k \in \mathcal{N}_i} E_{ij} E_{jk} (\widetilde{s}_{1i}^A - \widetilde{s}_{1i}^{A'})}{n_i n_j} \right\} \right]. \end{aligned}$$

□

S1.3 Proof of Lemma 4.2

Proof. Note that, $|\bar{\Delta}_{1N}| = \bar{\Delta}_{1N} = \frac{1}{N} \sum_{i=1}^N \sum_{j \neq i} \frac{E_{ij}}{n_i n_j}$. According to Assumption 2, $\forall i \in \{1, 2, \dots, N\}, n_i \geq 1$. Using $\sum_{j \neq i} E_{ij} = n_i$, one can write,

$$|\bar{\Delta}_{1N}| \leq \frac{1}{N} \sum_{i=1}^N \sum_{j \neq i} \frac{E_{ij}}{n_i} = 1.$$

By the triangle inequality one can write,

$$|\bar{\Delta}_{2N}| = \left| \frac{1}{N} \sum_{i=1}^N (\widetilde{s}_{1i}^A - \widetilde{s}_{1i}^{A'}) \right| \leq \frac{1}{N} \sum_{i=1}^N |\widetilde{s}_{1i}^A - \widetilde{s}_{1i}^{A'}|$$

Since $\forall i \in \{1, 2, \dots, N\}, s_{1i}^A, s_{1i}^{A'} \in [0, 1], |s_{1i}^A - s_{1i}^{A'}| \leq 1$. This implies that, $|[s_{1i}^A n_i] - [s_{1i}^{A'} n_i]| = n_i \left| \frac{[s_{1i}^A n_i]}{n_i} - \frac{[s_{1i}^{A'} n_i]}{n_i} \right| = n_i |\widetilde{s}_{1i}^A - \widetilde{s}_{1i}^{A'}| \leq n_i$ and hence we obtain, $|\bar{\Delta}_{2N}| \leq 1$.

Finally, $\bar{\Delta}_{3N} = N^{-1} \sum_{i=1}^N \sum_{j \neq i} (n_i n_j)^{-1} \sum_{k \neq j, k \in \mathcal{N}_i^\dagger} E_{ij} E_{jk} \left(\widetilde{s}_{1i}^A - \widetilde{s}_{1i}^{A'} \right)$. Hence again using the result that $\forall i \in \{1, 2, \dots, N\}$, $|\widetilde{s}_{1i}^A - \widetilde{s}_{1i}^{A'}| \leq 1$ and triangle inequality,

$$\begin{aligned}
|\bar{\Delta}_{3N}| &= N^{-1} \sum_{i=1}^N \left| \sum_{j \neq i} (n_i n_j)^{-1} \sum_{k \neq j, k \in \mathcal{N}_i^\dagger} E_{ij} E_{jk} \left(\widetilde{s}_{1i}^A - \widetilde{s}_{1i}^{A'} \right) \right| \\
&\leq N^{-1} \sum_{i=1}^N \sum_{j \neq i} (n_i n_j)^{-1} \sum_{k \neq j, k \in \mathcal{N}_i^\dagger} E_{ij} E_{jk} \left| \widetilde{s}_{1i}^A - \widetilde{s}_{1i}^{A'} \right| \\
&\leq N^{-1} \sum_{i=1}^N \left\{ \sum_{j \neq i} (n_i n_j)^{-1} \sum_{k \neq j, k \in \mathcal{N}_i^\dagger} E_{ij} E_{jk} \right\} = N^{-1} \sum_{i=1}^N (n_i)^{-1} \left\{ \sum_{j \neq i} E_{ij} \right\} \\
&\leq N^{-1} \sum_{i=1}^N \left\{ \sum_{j \neq i} (n_i n_j)^{-1} E_{ij} \sum_{k \neq j} E_{jk} \right\} = 1.
\end{aligned}$$

□

S1.4 Hessian Calculation

First the first order derivatives of the log likelihood are calculated.

$$\begin{aligned}
L_\beta &= \nabla_\beta l(\varphi) = -\mathbf{X}_y^T (\Sigma_y)^{-1} \mathbf{X}_y \beta + \mathbf{X}_y^T (\Sigma_y)^{-1} \mathbf{Y} \\
L_\gamma &= \nabla_\gamma l(\varphi) = -\mathbf{X}_m^T (\Sigma_m)^{-1} \mathbf{X}_m \gamma + \mathbf{X}_m^T (\Sigma_m)^{-1} \mathbf{M} \\
L_\alpha &= \nabla_\alpha l(\varphi) = \sum_{i=1}^N \left(A_i - \frac{e^{\alpha' \mathbf{X}_{ai}}}{1 + e^{\alpha' \mathbf{X}_{ai}}} \right) \mathbf{X}_{ai}
\end{aligned}$$

Let $\mathbf{W}_y = \mathbf{Y} - \mathbf{X}_y \beta$ and $\mathbf{W}_m = \mathbf{M} - \mathbf{X}_m \gamma$. Then we obtain

$$\begin{aligned}
L_{\sigma_y^2} &= \nabla_{\sigma_y^2} l(\varphi) = -\frac{1}{2} \text{tr}(\Sigma_y^{-1}) + \frac{1}{2} \mathbf{W}_y^T \Sigma_y^{-2} \mathbf{W}_y \\
L_{\sigma_b^2 \mathbf{Y}} &= \nabla_{\sigma_b^2 \mathbf{Y}} l(\varphi) = -\frac{1}{2} \text{tr}(\Sigma_y^{-1} E E^T) + \frac{1}{2} \mathbf{W}_y^T (\Sigma_y^{-1} E E^T \Sigma_y^{-1}) \mathbf{W}_y \\
L_{\sigma_m^2} &= \nabla_{\sigma_m^2} l(\varphi) = -\frac{1}{2} \text{tr}(\Sigma_m^{-1}) + \frac{1}{2} \mathbf{W}_m^T \Sigma_m^{-2} \mathbf{W}_m \\
L_{\sigma_b^2 \mathbf{M}} &= \nabla_{\sigma_b^2 \mathbf{M}} l(\varphi) = -\frac{1}{2} \text{tr}(\Sigma_y^{-1} E E^T) + \frac{1}{2} \mathbf{W}_m^T (\Sigma_m^{-1} E E^T \Sigma_m^{-1}) \mathbf{W}_m
\end{aligned}$$

The second order derivatives are given by

$$\begin{aligned}
L_{\beta\beta} &= \nabla_{\beta\beta}^2 l(\varphi) = -\mathbf{X}_y^T \Sigma_y^{-1} \mathbf{X}_y \\
L_{\beta\sigma_y^2} &= \nabla_{\beta\sigma_y^2}^2 l(\varphi) = \mathbf{X}_y^T (\Sigma_y^{-1} \Sigma_y^{-1}) \mathbf{X}_y \beta - \mathbf{X}_y^T \Sigma_y^{-2} \mathbf{Y} \\
L_{\beta\sigma_b^2 \mathbf{Y}} &= \nabla_{\beta\sigma_b^2 \mathbf{Y}}^2 l(\varphi) = \mathbf{X}_y^T (\Sigma_y^{-1} E E^T \Sigma_y^{-1}) \mathbf{X}_y \beta - \mathbf{X}_y^T (\Sigma_y^{-1} E E^T \Sigma_y^{-1}) \mathbf{Y} \\
L_{\sigma_y^2 \sigma_y^2} &= \nabla_{\sigma_y^2 \sigma_y^2}^2 l(\varphi) = \frac{1}{2} \text{tr}(\Sigma_y^{-2}) - \frac{1}{2} \mathbf{W}_y^T (\Sigma_y)^{-3} \mathbf{W}_y \\
L_{\sigma_b^2 \mathbf{Y} \sigma_b^2 \mathbf{Y}} &= \nabla_{\sigma_b^2 \mathbf{Y} \sigma_b^2 \mathbf{Y}}^2 l(\varphi) = \frac{1}{2} \text{tr}(\Sigma_y^{-1} E E^T \Sigma_y^{-1} E E^T) - \frac{1}{2} \mathbf{W}_y^T (\Sigma_y^{-1} E E^T \Sigma_y^{-1} E E^T \Sigma_y^{-1}) \mathbf{W}_y \\
L_{\sigma_y^2 \sigma_b^2 \mathbf{Y}} &= \nabla_{\sigma_y^2 \sigma_b^2 \mathbf{Y}}^2 l(\varphi) = \frac{1}{2} \text{tr}(\Sigma_y^{-1} E E^T \Sigma_y^{-1}) - \frac{1}{2} \mathbf{W}_y^T (\Sigma_y^{-1} \Sigma_y^{-1} E E^T \Sigma_y^{-1} + \Sigma_y^{-1} E E^T \Sigma_y^{-1} \Sigma_y^{-1}) \mathbf{W}_y
\end{aligned}$$

$$\begin{aligned}
L_{\gamma\gamma} &= \nabla_{\gamma\gamma}^2 l(\varphi) = -X_m^T \Sigma_m^{-1} X_m \\
L_{\gamma\sigma_m^2} &= \nabla_{\gamma\sigma_m^2}^2 l(\varphi) = X_m^T (\Sigma_m^{-1} \Sigma_m^{-1}) X_m \gamma - X_m^T \Sigma_m^{-2} M \\
L_{\gamma\sigma_{bM}^2} &= \nabla_{\gamma\sigma_{bM}^2}^2 l(\varphi) = X_m^T (\Sigma_m^{-1} E E^T \Sigma_m^{-1}) X_m \gamma - X_m^T (\Sigma_m^{-1} E E^T \Sigma_m^{-1}) M \\
L_{\sigma_m^2 \sigma_m^2} &= \nabla_{\sigma_m^2 \sigma_m^2}^2 l(\varphi) = \frac{1}{2} \text{tr}(\Sigma_m^{-2}) - \frac{1}{2} \mathbf{W}_m^T (\Sigma_m)^{-3} \mathbf{W}_m \\
L_{\sigma_{bM}^2 \sigma_{bM}^2} &= \nabla_{\sigma_{bM}^2 \sigma_{bM}^2}^2 l(\varphi) = \frac{1}{2} \text{tr}(\Sigma_m^{-1} E E^T \Sigma_m^{-1} E E^T) - \frac{1}{2} \mathbf{W}_m^T (\Sigma_m^{-1} E E^T \Sigma_m^{-1} E E^T \Sigma_m^{-1}) \mathbf{W}_m \\
L_{\sigma_m^2 \sigma_{bM}^2} &= \nabla_{\sigma_m^2 \sigma_{bM}^2}^2 l(\varphi) = \frac{1}{2} \text{tr}(\Sigma_y^{-1} E E^T \Sigma_m^{-1}) - \frac{1}{2} \mathbf{W}_m^T (\Sigma_m^{-1} \Sigma_m^{-1} E E^T \Sigma_m^{-1} + \Sigma_m^{-1} E E^T \Sigma_m^{-1} \Sigma_m^{-1}) \mathbf{W}_m \\
L_{\alpha\alpha} &= \nabla_{\alpha\alpha}^2 l(\varphi) = - \sum_{i=1}^N \frac{e^{\alpha^T \mathbf{X}_{ai}}}{(1 + e^{\alpha^T \mathbf{X}_{ai}})^2} \mathbf{X}_{ai} \mathbf{X}_{ai}^T
\end{aligned}$$

All the other terms in $L_N^{(2)}(\varphi)$ are 0.

S1.5 Proof of Theorem 5.2

Proof. Since $g(\cdot)$ might depend on the network size N , we cannot apply Continuous Mapping Theorem to prove the consistency of $g(\widehat{\varphi}_N)$. By the Multivariate Taylor Theorem of $g(\widehat{\varphi}_N)$ around φ_0 , we obtain

$$g(\widehat{\varphi}_N) = g(\varphi_0) + \nabla_{\varphi_0} g(\varphi)^T (\widehat{\varphi}_N - \varphi_0) + \frac{1}{2} (\widehat{\varphi}_N - \varphi_0)^T \nabla_{\varphi'}^2 g(\varphi) (\widehat{\varphi}_N - \varphi_0). \quad (10)$$

where φ' lies in a ϵ -neighborhood of φ_0 . By Theorem 5.1, we obtain $(\widehat{\varphi}_N - \varphi_0) \xrightarrow{p} \mathbf{0}$. Using Lemma 4.2 and compactness of the parameter space Θ , one can easily observe that this Assumption 8(i) holds for all the six estimands. Hence $\nabla_{\varphi_0} g(\varphi)^T (\widehat{\varphi}_N - \varphi_0) = o_p(1)$. Similarly we obtain $(\widehat{\varphi}_N - \varphi_0)^T \nabla_{\varphi'}^2 g(\varphi) (\widehat{\varphi}_N - \varphi_0) = o_p(1)$. Hence, $g(\widehat{\varphi}_N) - g(\varphi_0) = o_p(1)$, which implies $g(\widehat{\varphi}_N) - g(\varphi_0) \xrightarrow{p} 0$. This completes the proof of consistency.

Next we prove the asymptotic normality. Multiplying equation (10) by $Q_N^{-\frac{1}{2}}$ we obtain,

$$Q_N^{-\frac{1}{2}} \{g(\widehat{\varphi}_N) - g(\varphi_0)\} = Q_N^{-\frac{1}{2}} \nabla_{\varphi_0} g(\varphi)^T (\widehat{\varphi}_N - \varphi_0) + \frac{1}{2} Q_N^{-\frac{1}{2}} (\widehat{\varphi}_N - \varphi_0)^T \nabla_{\varphi'}^2 g(\varphi) (\widehat{\varphi}_N - \varphi_0). \quad (11)$$

By the spectral decomposition theorem for a positive definite symmetric matrix, $B_N^{-1}(\varphi_0)$, one can write $B_N^{-1}(\varphi_0) = \sum_{k=1}^K \lambda_{N,k} \mathbf{v}_{N,k} \mathbf{v}_{N,k}^T$, where $\mathbf{v}_{N,1}, \mathbf{v}_{N,2}, \dots, \mathbf{v}_{N,K}$ are the orthonormal eigenvectors corresponding to the eigenvalues, $\lambda_{N,1} \geq \lambda_{N,2} \geq \dots \geq \lambda_{N,K}$ of $B_N^{-1}(\varphi_0)$. Since $\{\mathbf{v}_{N,1}, \mathbf{v}_{N,2}, \dots, \mathbf{v}_{N,K}\}$ spans \mathbb{R}^K , one can write $\nabla_{\varphi_0} g(\varphi) = \sum_{k=1}^K z_{N,k} \mathbf{v}_{N,k}$. Hence,

$$Q_N = \nabla_{\varphi_0} g(\varphi)^T B_N^{-1}(\varphi_0) \nabla_{\varphi_0} g(\varphi) = \left(\sum_{k=1}^K z_{N,k} \mathbf{v}_{N,k} \right)^T \left(\sum_{k=1}^K \lambda_{N,k} \mathbf{v}_{N,k} \mathbf{v}_{N,k}^T \right) \left(\sum_{k=1}^K z_{N,k} \mathbf{v}_{N,k} \right)$$

Since $\{\mathbf{v}_{N,1}, \mathbf{v}_{N,2}, \dots, \mathbf{v}_{N,K}\}$ are orthonormal eigenvectors, we obtain $Q_N = \sum_{k=1}^K \lambda_{N,k} (z_{N,k})^2$. Using Assumption 8(ii), we obtain $Q_N = O(N^{-\delta_1})$.

The first term in the R.H.S of equation (11), can be written as

$$Q_N^{-\frac{1}{2}} \nabla_{\varphi_0} g(\varphi)^T (\widehat{\varphi}_N - \varphi_0) = Q_N^{-\frac{1}{2}} \nabla_{\varphi_0} g(\varphi)^T B_N^{-\frac{1}{2}}(\varphi_0) B_N^{\frac{1}{2}}(\varphi_0) (\widehat{\varphi}_N - \varphi_0)$$

where the term, $Q_N^{-\frac{1}{2}} \nabla_{\varphi_0} g(\varphi)^T B_N^{-\frac{1}{2}}(\varphi_0)$ is assessed as follows. Noting that $B_N^{-\frac{1}{2}}(\varphi_0) = \sum_{k=1}^K \sqrt{\lambda_{N,k}} \mathbf{v}_{N,k} \mathbf{v}_{N,k}^T$, we obtain

$$\nabla_{\varphi_0} g(\varphi)^T B_N^{-\frac{1}{2}}(\varphi_0) = \left(\sum_{k=1}^K z_{N,k} \mathbf{v}_{N,k} \right)^T \left(\sum_{k=1}^K \sqrt{\lambda_{N,k}} \mathbf{v}_{N,k} \mathbf{v}_{N,k}^T \right) = \sum_{k=1}^K z_{N,k} \sqrt{\lambda_{N,k}} \mathbf{v}_{N,k}^T$$

One can write $Q_N^{-\frac{1}{2}} \nabla_{\varphi_0} g(\varphi)^T B_N^{-\frac{1}{2}}(\varphi_0) = \left(\sum_{k=1}^K Q_N^{-\frac{1}{2}} \sqrt{\lambda_{N,k}} z_{N,k} \mathbf{v}_{N,k}^T \right)$. Under Assumption 8(ii) we have $z_{N,k} \mathbf{v}_{N,k}^T = \mathbf{v}_{N,k}^T O(1) \forall k \in \{1, 2, \dots, K\}$. Hence for all $r < k \leq K$, we have,

$$\begin{aligned} Q_N^{-\frac{1}{2}} \sqrt{\lambda_{N,k}} z_{N,k} \mathbf{v}_{N,k}^T &= O(N^{\frac{1}{2}\delta_1}) O(\lambda_{N,k}^{\frac{1}{2}}) \mathbf{v}_{N,k}^T = O(N^{\frac{1}{2}\delta_1}) O(N^{-\frac{1}{2}\delta_{r+1}}) \mathbf{v}_{N,k}^T \\ &= O(N^{(-\frac{1}{2}(\delta_{r+1}-\delta_1))}) \mathbf{v}_{N,k}^T = o(1) \mathbf{v}_{N,k}^T \end{aligned}$$

Hence for all $r < k \leq K$, we have $\lim_{N \rightarrow \infty} Q_N^{-\frac{1}{2}} z_{N,k} \sqrt{\lambda_{N,k}} \mathbf{v}_{N,k}^T = \mathbf{0}^T$.

Next for all $1 \leq k \leq r$, we have

$$Q_N^{-\frac{1}{2}} \sqrt{\lambda_{N,k}} z_{N,k} \mathbf{v}_{N,k}^T = \mathbf{u}_{N,k}^T = \frac{\sqrt{\lambda_{N,k}} z_{N,k} \mathbf{v}_{N,k}^T}{\sqrt{\sum_{k=1}^K \lambda_{N,k} z_{N,k}^2}}$$

We observe that $\mathbf{u}_{N,k}^T \mathbf{u}_{N,k} = \frac{\lambda_{N,k} z_{N,k}^2}{\sum_{k=1}^K \lambda_{N,k} z_{N,k}^2}$. Hence $\|\mathbf{u}_{N,k}\|_2^2 = \mathbf{u}_{N,k}^T \mathbf{u}_{N,k} = \frac{\lambda_{N,k} z_{N,k}^2}{\sum_{k=1}^K \lambda_{N,k} z_{N,k}^2}$ is bounded between 0 and 1 for $\forall N \in \mathbb{N}$ and for all $1 \leq k \leq r$. Hence by the Bolzano–Weierstrass theorem for finite-dimensional bounded norm vector sequence, we obtain there exist a sub-sequence of $\{\mathbf{u}_{N_t, k}^T\}_{t=1}^\infty$, of $\{\mathbf{u}_{N, k}^T\}$, such that $\lim_{t \rightarrow \infty} \mathbf{u}_{N_t, k}^T = \mathbf{w}_k^T$, $\forall k \in \{1, 2, \dots, r\}$, where $\mathbf{w}_1^T, \mathbf{w}_2^T, \dots, \mathbf{w}_r^T \in \mathbb{R}^K / \{0\}$. Therefore by Assumption 8(iii), we have for all $1 \leq k \leq r$, $\lim_{N \rightarrow \infty} Q_N^{-\frac{1}{2}} z_{N,k} \sqrt{\lambda_{N,k}} \mathbf{v}_{N,k}^T = \mathbf{w}_k^T$. Hence we obtain that

$$\lim_{N \rightarrow \infty} Q_N^{-\frac{1}{2}} \nabla_{\varphi_0} g(\varphi)^T B_N^{-\frac{1}{2}}(\varphi_0) = \mathbf{w}^{*T} := \sum_{k=1}^r \mathbf{w}_k^T \quad (12)$$

Since for all $N \geq 1$, using the expression of $Q_N = \{\nabla_{\varphi_0} g(\varphi)\}^T B_N^{-1}(\varphi_0) \{\nabla_{\varphi_0} g(\varphi)\}$,

$$Q_N^{-\frac{1}{2}} \nabla_{\varphi_0} g(\varphi)^T B_N^{-\frac{1}{2}}(\varphi_0) B_N^{-\frac{1}{2}}(\varphi_0) \nabla_{\varphi_0} g(\varphi) Q_N^{-\frac{1}{2}} = Q_N^{-1} \nabla_{\varphi_0} g(\varphi)^T B_N^{-\frac{1}{2}}(\varphi_0) B_N^{-\frac{1}{2}}(\varphi_0) \nabla_{\varphi_0} g(\varphi) = 1,$$

therefore $\mathbf{w}^{*T} \mathbf{w}^* = 1$. Next we deal with the second term in the RHS of equation (11). Using assumption 8(i), there exists a matrix M such that, $\sup_{N, \varphi'} \|\nabla_{\varphi'}^2 g(\varphi)\|_F < \|M\|_F$.

$$\begin{aligned} &\|Q_N^{-\frac{1}{2}} (\widehat{\varphi}_N - \varphi_0)^T \nabla_{\varphi'}^2 g(\varphi) (\widehat{\varphi}_N - \varphi_0)\|_F \\ &= \|Q_N^{-\frac{1}{2}} (\widehat{\varphi}_N - \varphi_0)^T B_N^{\frac{1}{2}}(\varphi_0) B_N^{-\frac{1}{2}}(\varphi_0) \nabla_{\varphi'}^2 g(\varphi) B_N^{-\frac{1}{2}}(\varphi_0) B_N^{\frac{1}{2}}(\varphi_0) (\widehat{\varphi}_N - \varphi_0)\|_F \\ &= \|Q_N^{-\frac{1}{2}} \left\{ B_N^{\frac{1}{2}}(\varphi_0) (\widehat{\varphi}_N - \varphi_0) \right\}^T B_N^{-\frac{1}{2}}(\varphi_0) \nabla_{\varphi'}^2 g(\varphi) B_N^{-\frac{1}{2}}(\varphi_0) \left\{ B_N^{\frac{1}{2}}(\varphi_0) (\widehat{\varphi}_N - \varphi_0) \right\}\|_F \\ &\leq |Q_N^{-\frac{1}{2}}| (\|B_N^{\frac{1}{2}}(\varphi_0) (\widehat{\varphi}_N - \varphi_0)\|_F)^2 (\|B_N^{-\frac{1}{2}}(\varphi_0)\|_F)^2 \|M\|_F \end{aligned}$$

Using Theorem 5.1, we have $B_N^{\frac{1}{2}}(\varphi_0) (\widehat{\varphi}_N - \varphi_0) \xrightarrow{d} \mathcal{N}(\mathbf{0}, \mathcal{I}_{K \times K})$. Hence we obtain $\|B_N^{\frac{1}{2}}(\varphi_0) (\widehat{\varphi}_N - \varphi_0)\|_F = O_p(1)$. Moreover, $|Q_N^{-\frac{1}{2}}| = O(N^{\frac{\delta_1}{2}})$. One can write

$$(\|B_N^{-\frac{1}{2}}(\varphi_0)\|_F)^2 = \text{tr}(B_N^{-1}(\varphi_0)) = \sum_{k=1}^K \lambda_{N,k} = O(N^{-\delta_1})$$

Hence we obtain $\|Q_N^{-\frac{1}{2}}(\widehat{\varphi}_N - \varphi_0)^T \nabla_{\varphi_0}^2 g(\varphi)(\widehat{\varphi}_N - \varphi_0)\|_F = O_p(N^{-\frac{\delta_1}{2}}) = o_p(1)$. Using this result, one can write in equation (11),

$$Q_N^{-\frac{1}{2}}\{g(\widehat{\varphi}_N) - g(\varphi_0)\} = Q_N^{-\frac{1}{2}}\nabla_{\varphi_0} g(\varphi)^T B_N^{-\frac{1}{2}}(\varphi_0) B_N^{\frac{1}{2}}(\varphi_0)(\widehat{\varphi}_N - \varphi_0) + o_p(1) \quad (13)$$

Since $B_N^{\frac{1}{2}}(\varphi_0)(\widehat{\varphi}_N - \varphi_0) \xrightarrow{d} \mathcal{N}(\mathbf{0}, \mathcal{I}_{K \times K})$ from Theorem 5.1, applying the Slutsky's Theorem and equations (12) and (13), that

$$Q_N^{-\frac{1}{2}}\{g(\widehat{\varphi}_N) - g(\varphi_0)\} \xrightarrow{d} \mathcal{N}(0, 1).$$

□

S1.6 Proof of Theorem 5.3

Proof. Theorem 5.2 shows that the asymptotic variance of $g(\widehat{\varphi}_N)$ is

$\nabla_{\varphi_0} g(\varphi)^T B_N^{-\frac{1}{2}}(\varphi_0) \nabla_{\varphi_0} g(\varphi)$. Since $\mathbb{E}\{\|B_N^{-\frac{1}{2}}(\varphi_0) J_N(\varphi_0) B_N^{-\frac{1}{2}}(\varphi_0) - \mathcal{I}_{K \times K}\|_F^2\} \rightarrow 0$ in Assumption 5, we have $B_N^{-\frac{1}{2}}(\varphi_0) J_N(\varphi_0) B_N^{-\frac{1}{2}}(\varphi_0) \xrightarrow{p} \mathcal{I}$, as $N \rightarrow \infty$. Noting the fact that matrix inverse $g(H) = H^{-1}$ is an element-wise continuous function of H , where H is a square invertible matrix, applying the continuous mapping theorem at individual elements, we obtain weak consistency for the inverse sandwich covariance matrix; that is, for any (i, j) element,

$$\{[B_N^{-\frac{1}{2}}(\varphi_0) J_N(\varphi_0) B_N^{-\frac{1}{2}}(\varphi_0)]^{-1}\}^{(i,j)} \xrightarrow{p} \mathcal{I}_{K \times K}^{(i,j)}, \text{ as } N \rightarrow \infty.$$

This implies $B_N^{\frac{1}{2}}(\varphi_0) J_N^{-1}(\varphi_0) B_N^{\frac{1}{2}}(\varphi_0) \xrightarrow{p} \mathcal{I}_{K \times K}$, as $N \rightarrow \infty$, where $J_N^{-1}(\varphi_0)$ is well defined under Assumption 8(i). Let $\Omega_p(1)$ be a $K \times K$ matrix where each element is $o_p(1)$. Therefore we obtain

$$B_N^{\frac{1}{2}}(\varphi_0) J_N^{-1}(\varphi_0) B_N^{\frac{1}{2}}(\varphi_0) - \mathcal{I}_{K \times K} = \Omega_p(1) \quad (14)$$

Multiplying equation (14) by $B_N^{-1}(\varphi_0)$, we obtain

$$B_N^{-\frac{1}{2}}(\varphi_0) B_N^{\frac{1}{2}}(\varphi_0) J_N^{-1}(\varphi_0) B_N^{\frac{1}{2}}(\varphi_0) B_N^{-\frac{1}{2}}(\varphi_0) - B_N^{-1}(\varphi_0) = \Omega_p(1) B_N^{-1}(\varphi_0).$$

Under Assumption 5, we have $\lim_{N \rightarrow \infty} \|B_N^{-1}(\varphi_0)\|_F = 0$, and thus $\Omega_p(1) B_N^{-1}(\varphi_0) = \Omega_p(1)$. Furthermore, we obtain as $N \rightarrow \infty$, $J_N^{-1}(\varphi_0) - B_N^{-1}(\varphi_0) \xrightarrow{p} \mathcal{O}_{K \times K}$. By Assumption 8(i) of $\sup_N \nabla_{\varphi_0} g(\varphi)^T \nabla_{\varphi_0} g(\varphi) < \infty$, we have $\nabla_{\varphi_0} g(\varphi)^T \Omega_p(1) \nabla_{\varphi_0} g(\varphi) = o_p(1)$. Therefore, we obtain,

$$\nabla_{\varphi_0} g(\varphi)^T J_N^{-1}(\varphi_0) \nabla_{\varphi_0} g(\varphi) - \nabla_{\varphi_0} g(\varphi)^T B_N^{-1}(\varphi_0) \nabla_{\varphi_0} g(\varphi) \xrightarrow{p} 0.$$

Using the expression $J_N(\varphi)$ from the Hessian Calculation in Supplementary Section S1.4 and compactness of the parameter space Θ and under Assumptions 9(i) and 9(ii) we obtain that

$$\sup_N \|\nabla_{\varphi_0} \{\nabla_{\varphi} g(\varphi)^T J_N^{-1}(\varphi) \nabla_{\varphi} g(\varphi) - \nabla_{\varphi} g(\varphi)^T B_N^{-1}(\varphi) \nabla_{\varphi} g(\varphi)\}\|_F < \infty$$

$$\sup_N \|\nabla_{\varphi'}^2 \{\nabla_{\varphi} g(\varphi)^T J_N^{-1}(\varphi) \nabla_{\varphi} g(\varphi) - \nabla_{\varphi} g(\varphi)^T B_N^{-1}(\varphi) \nabla_{\varphi} g(\varphi)\}\|_F < \infty$$

where φ' lies in an ϵ neighborhood of φ_0 . Moreover given that $\widehat{\varphi}_N \xrightarrow{p} \varphi_0$, using the same lines of arguments used to prove the consistency of $g(\widehat{\varphi}_N)$ in Theorem 5.2, we can establish

$$\nabla_{\widehat{\varphi}_N} g(\varphi)^T J_N^{-1}(\widehat{\varphi}_N) \nabla_{\widehat{\varphi}_N} g(\varphi) - \nabla_{\widehat{\varphi}_N} g(\varphi)^T B_N^{-1}(\widehat{\varphi}_N) \nabla_{\widehat{\varphi}_N} g(\varphi) \xrightarrow{p} 0. \quad (15)$$

Similarly, we obtain

$$\sup_N \|\nabla_{\varphi_0} \{\nabla_{\varphi} g(\varphi)^T B_N^{-1}(\varphi) \nabla_{\varphi} g(\varphi)\}\|_F < \infty, \text{ and}$$

$$\sup_N \|\nabla_{\varphi'}^2 \{\nabla_{\varphi} g(\varphi)^T B_N^{-1}(\varphi) \nabla_{\varphi} g(\varphi)\}\|_F < \infty$$

where φ' lies in an ϵ neighborhood of φ_0 . Using similar arguments leads to

$$\nabla_{\widehat{\varphi}_N} g(\varphi)^T B_N^{-1}(\widehat{\varphi}_N) \nabla_{\widehat{\varphi}_N} g(\varphi) - \nabla_{\varphi_0} g(\varphi)^T B_N^{-1}(\varphi_0) \nabla_{\varphi_0} g(\varphi) \xrightarrow{p} 0. \quad (16)$$

Adding equations (15) and (16), we obtain

$$\nabla_{\widehat{\varphi}_N} g(\varphi)^T J_N^{-1}(\widehat{\varphi}_N) \nabla_{\widehat{\varphi}_N} g(\varphi) - \nabla_{\varphi_0} g(\varphi)^T B_N^{-1}(\varphi_0) \nabla_{\varphi_0} g(\varphi) \xrightarrow{p} 0.$$

□

Parameter	Actual	Estimated ($N = 100$)	Estimated ($N = 200$)	Estimated ($N = 800$)
β_0	-2.00	-1.93	-2.02	-2.00
β_1	1.50	1.47	1.49	1.51
β_2	0.80	0.80	0.83	0.80
β_3	1.20	1.16	1.20	1.20
β_4	0.40	0.40	0.39	0.40
β_5	2.10	2.06	2.09	2.10
β_6	1.30	1.29	1.31	1.30
γ_0	-1.00	-0.97	-1.01	-1.01
γ_1	2.00	1.93	2.00	2.01
γ_2	0.90	0.87	0.89	0.90
γ_3	1.80	1.73	1.79	1.80
γ_4	0.70	0.67	0.68	0.70
σ_y	1.00	0.95	0.98	1.00
σ_m	1.00	0.93	0.98	1.00
σ_{b^Y}	1.00	0.90	0.98	1.00
σ_{b^M}	1.00	0.93	0.98	1.00

Table S1: Average estimates of the REN-SEM model parameters over 500 replications under Simulation-1 with Network sizes, $N = 100, 200, 800$.

Parameter	Actual	Estimated ($N = 100$)	Estimated ($N = 200$)	Estimated ($N = 800$)
β_0	-2.00	-2.05	-1.99	-1.98
β_1	1.50	1.51	1.51	1.49
β_2	0.80	0.89	0.77	0.78
β_3	1.20	1.19	1.19	1.19
β_4	0.40	0.39	0.41	0.40
β_5	2.10	2.10	2.11	2.08
β_6	1.30	1.29	1.30	1.27
γ_0	-1.00	-0.99	-1.02	-0.99
γ_1	2.00	2.00	1.98	1.98
γ_2	0.90	0.90	0.98	0.99
γ_3	1.80	1.78	1.79	1.79
γ_4	0.70	0.69	0.70	0.71
σ_y	1.00	0.95	0.97	0.99
σ_m	1.00	0.96	0.97	0.99
σ_{b^Y}	0.50	0.48	0.49	0.49
σ_{b^M}	0.50	0.48	0.49	0.49

Table S2: Average estimates of the REN-SEM model parameters over 500 replications under Simulation-2 with Network sizes, $N = 100, 200, 800$.

Size(N)	Effects	Actual	Bias	RRMSE	ESE	ASE	CP
100	τ_1	1.50	0.008	0.250	0.367	0.391	0.954
	τ_2	2.40	-0.012	0.175	0.405	0.428	0.947
	τ_3	0.04	-0.001	1.778	0.066	0.072	0.938
	τ_4	0.80	0.086	1.725	1.375	1.361	0.930
	τ_5	1.08	-0.002	1.305	1.408	1.381	0.954
	τ_6	0.83	-0.029	0.798	0.655	0.715	0.960
200	τ_1	1.50	0.012	0.182	0.256	0.263	0.951
	τ_2	2.40	-0.030	0.135	0.287	0.298	0.952
	τ_3	0.04	0.004	1.231	0.044	0.046	0.936
	τ_4	0.80	-0.029	1.134	0.908	0.948	0.964
	τ_5	1.08	0.086	0.966	1.040	1.020	0.942
	τ_6	0.81	0.022	0.522	0.423	0.437	0.968
800	τ_1	1.50	-0.011	0.132	0.131	0.129	0.946
	τ_2	2.40	-0.027	0.117	0.146	0.147	0.956
	τ_3	0.04	-0.001	0.532	0.020	0.020	0.937
	τ_4	0.80	-0.016	0.564	0.447	0.422	0.939
	τ_5	1.08	-0.020	0.446	0.472	0.460	0.952
	τ_6	0.80	-0.002	0.261	0.195	0.189	0.949

Table S3: Summarized simulation results under the Network-2 scenario from 500 rounds of simulations. The Bias and Root Relative Mean Squared Error (RRMSE) for the six estimated effects $\hat{\tau}_1$ through $\hat{\tau}_6$, Empirical Standard Error (ESE), Average Standard Error (ASE) and Coverage probability (CP) are presented, respectively.

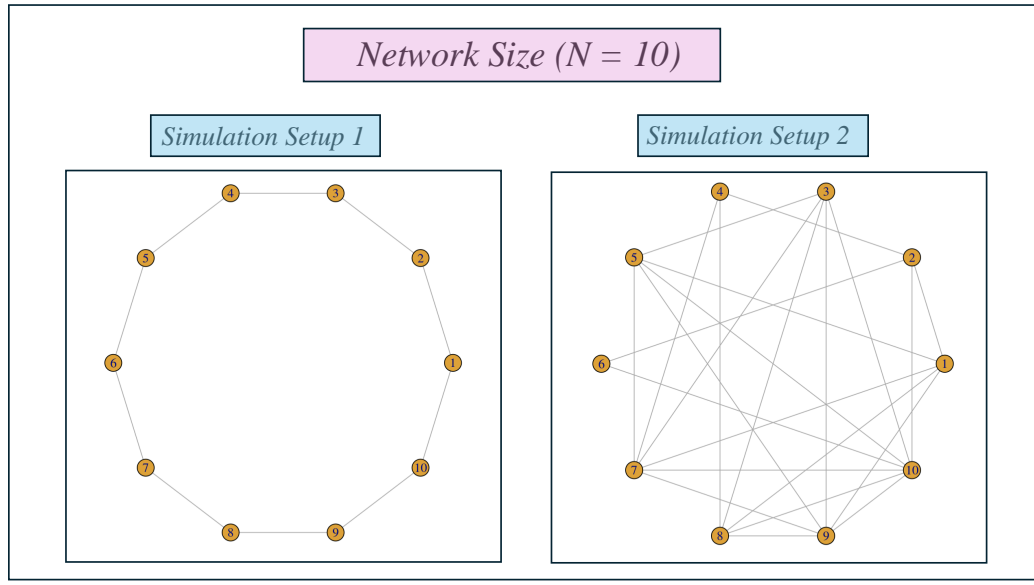


Figure S1: Network Examples under the two simulation setups generated using sample size, $N = 10$ for the purpose of illustration. The nodes are present on the circumference of the circle, where i^{th} and j^{th} nodes are connected if $E_{ij} = 1$ and the self loops are omitted. For simulation setup 2, we used $p = 0.4$ to generate the network under Erdos-Renyi Random Model.

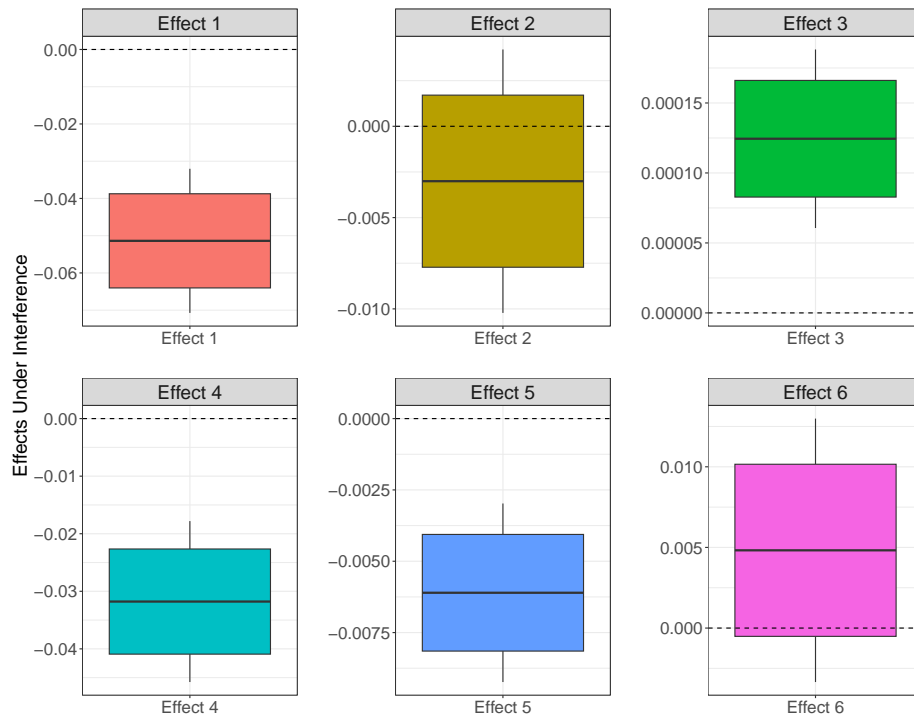


Figure S2: Mean Estimates of each of the six causal estimands along with 95% C.I applied to the Twitch Network Dataset. In this analysis we study the impact of mature content—both from individual users and the average within their network neighbors—on the views received by a user’s account mediated via the lifetimes of both the individual and neighbors’ accounts.