
Multi-Agent System for Cosmological Parameter Analysis

Andrew Laverick¹ Kristen Surrao² Inigo Zubeldia³ Boris Bolliet³
Miles Cranmer³ Antony Lewis⁴ Blake Sherwin³ Julien Lesgourgues⁵

¹University of Manchester ²Columbia University

³University of Cambridge ⁴University of Sussex ⁵RWTH Aachen University

Abstract

Multi-agent systems (MAS) utilizing multiple Large Language Model (LLM) agents with Retrieval Augmented Generation and that can execute code locally may become beneficial in cosmological data analysis. Here, we illustrate a first small step towards AI-assisted analyses and a glimpse of the potential of MAS to automate and optimize scientific workflows in Cosmology. The system architecture of our example package, that builds upon the `autogen/ag2`¹ framework, can be applied to MAS in any area of quantitative scientific research. The particular task we apply our methods to is the cosmological parameter analysis of the Atacama Cosmology Telescope lensing power spectrum likelihood using Monte Carlo Markov Chains. Our work-in-progress code is open source and available at <https://github.com/CMBAgents/cmbagent>.

1 Introduction

In many disciplines, scientific discoveries are now driven by the sheer volume of datasets and our ability to interpret them. Familiarizing ourselves with these datasets, data formats, and analysis pipelines can be time-consuming and painstaking. With recent progress in natural language processing and information retrieval, LLMs offer an unprecedented opportunity to streamline and optimize these processes. But what is the right way to integrate LLMs into scientific workflows?

Here, we explore the agentic avenue. By employing multiple specialized LLM agents, we can break down complex scientific tasks into manageable sub-tasks, each handled by an expert agent. These agents collaborate to retrieve information, write and execute code, and manage transitions between sub-tasks until they reach their designated common objective. As an implementation of this approach, we focus on state-of-the-art cosmological data analysis tasks, typically carried out within large scientific collaborations. Nevertheless, we emphasize to our strategy can be applied to any area of research in the physical sciences involving quantitative data analysis.

We implement our multi-agent system (MAS) with the open source `autogen` programming framework (Wu et al., 2023).² Although `autogen` allows for programming LLM agents with different language models, such as Llama (Touvron et al., 2023), OpenAI Generative Pre-trained Transformers (GPT) (Brown et al., 2020; OpenAI et al., 2023),³ and Anthropic's Claude, in the cases presented here we focused solely on GPT-4 (OpenAI et al., 2023). More specifically, we use `gpt-4o-2024-05-13` queried via the OpenAI Application Programming Interface (API).

¹<https://github.com/ag2ai/ag2>

²Originally `autogen` was created within Microsoft and we used the first implementation for the examples presented here, i.e., `microsoft/autogen`. The code now lives in a separate organization called `ag2ai/ag2`, which is going to be used for the next iteration of `cmbagent`.

³See, e.g., Tanoglidis et al. (2023) for an introduction on the transformer architecture aimed at astrophysicists.

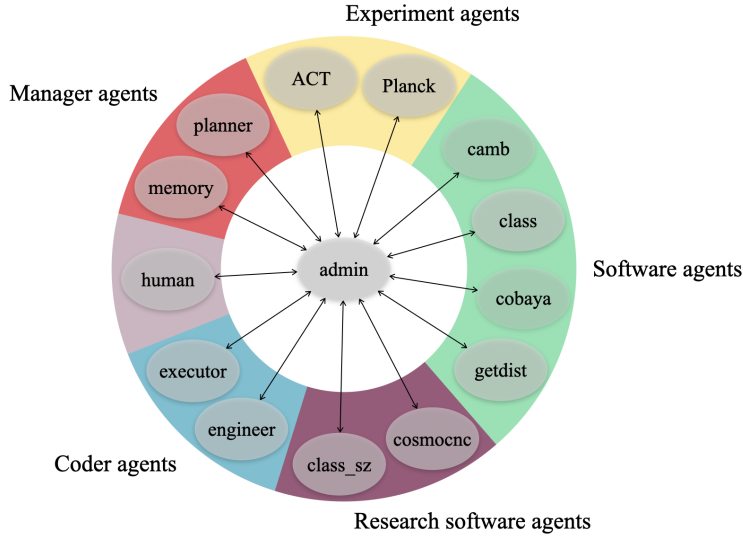


Figure 1: Overview of system hierarchy and transitions. Manager agents are shown in salmon, coder agents are shown in blue, experiment RAG agents in yellow, community software RAG agents in light green, and research software RAG agents in magenta. Arrows indicate current allowed transitions in cmbagent.

Past studies have examined the use of MAS in different scientific applications, for example, `sciagents` for materials discovery (Ghafarollahi and Buehler, 2024; Buehler, 2024). In the realm of astronomy, at around the same time as `cmbagent` was developed, Sun et al. (2024) developed a framework known as `mephisto` that used MAS to interpret multi-band galaxy observations, with similar aims as ours.⁴ A key aspect of our MAS is that it uses retrieval-augmented generation (RAG) (see Sec. 2).

Beyond the initial investigations presented in this manuscript, our broader aim is to address the following two questions:

- (i) Can we automate state-of-the-art cosmological data analysis pipelines in a generic way and that can later be extended to other scientific domains?
- (ii) Can a MAS find more optimal pipeline solutions than those made by humans?

2 Method

Here, we focus on (i), the first of the questions above. To build our agentic system example, called `cmbagent`, we first pick a data analysis task that is complex, uses current software, involves cutting edge data, and to which we already know a solution. Based on this task, we construct the MAS so that it can be generalized to other tasks not considered during its construction. That means that none of the codes and instructions we implement should refer to specific details of the main task chosen. We then assess the usefulness of the MAS when we apply it to new tasks.

2.1 Main task

The main task we chose to focus on while designing our MAS is the following:

⁴We note that our work-in-progress was presented in July at ML4ASTRO2, and our code is publicly available on GitHub since September 7, 2024.

Main Task

Derive cosmological parameter constraints from ACT DR6 CMB lensing data

This task involves Atacama Cosmology Telescope (ACT) Data Release 6 (DR6) Cosmic Microwave Background (CMB) lensing data, collected and maintained by the ACT Collaboration.

The relevant ACT data was released and described in two articles (Madhavacheril et al., 2024; Qu et al., 2024; MacCrann et al., 2023) along with a public likelihood code available online. Based on this, we can implement the likelihood and perform parameter inference as done by the ACT Collaboration.

Cosmological parameter constraints obtained by the ACT Collaboration were based on Bayesian inference, using Markov Chain Monte Carlo (MCMC) sampling. To predict the signal, which is summarized into the lensing convergence power spectrum, the ACT Collaboration used `camb`.

The `camb` code is a Boltzmann solver written in Fortran that computes cosmological perturbations across cosmic time and can predict summary statistics of the CMB (Lewis et al., 2000). Along with its C language counter-part, `class` (Blas et al., 2011), it is one of the most widely used codes in cosmology.

For the MCMC sampling the ACT Collaboration used `cobaya` (Torrado and Lewis, 2021), and for the kernel density estimation (going from samples to posterior probability distribution), it used `GetDist` (Lewis, 2019).

Over the past decade, these software packages (i.e., `camb`, `class`, `cobaya`, `getdist`) have been used in thousands of cosmology articles confronting theory and observations. They are part of the core curriculum that most cosmology Ph.D. students have to master and can be qualified as *community software*. These software packages are all handled by our example MAS.

As researchers, we develop our own software packages dedicated to our active area of research. Such software is often not well documented and used by a small number of expert users. Such software can be qualified as *research software*.

A feature of the MAS that we are building which we want to explore is whether it can be capable of running calculations and write pipelines involving such research software. Here we consider two such pieces of software: `classy_sz` (Bolliet et al., 2024) and `cosmocnc` (Zubeldia et al., 2024).

`classy_sz` is a machine-learning accelerated CMB and Large Scale Structure code written in Python and C, that builds on top of the `class` infrastructure. It is highly parallelized and uses deep neural network emulators for the matter power spectrum. Together, this makes the model evaluation optimally fast. The emulators are made with TensorFlow (Abadi et al., 2016) and `cosmopower` (Spurio-Mancini et al., 2022) (see Bolliet et al., 2024, for details).

`cosmocnc` is a Python package for computing the number-count likelihood of galaxy cluster catalogs in a fast, flexible and accurate way, enabling cosmological inference with state-of-the-art and upcoming galaxy cluster data. It is based on the use of Fast Fourier Transform convolutions in order to efficiently evaluate some of the integrals in the likelihood, and its core theoretical input, the halo mass function, is computed in a fast way with the `cosmopower` neural networks.

In cosmology, as in any other scientific discipline, the core curriculum of a researcher also includes knowledge of key results and literature associated with recent data and experiments. In CMB physics, this would include literature and results from the ACT and *Planck* Collaborations. The two primary methods used to specialize LLMs to a specific field or context are fine-tuning and Retrieval Augmented Generation (RAG) (see, e.g., Lewis et al., 2020). Here, we focus on the latter. This motivates the introduction of agents of three different types that we describe hereafter.

2.2 Agent types

(i) RAG agents: RAG agents are specialized in information retrieval on experiments, community software, and research software. They come in two primary categories, *experiment* and *software* agents. They are OpenAI assistants with the `file_search` functionality enabled. These agents have access to databases containing the relevant information which has been vectorized using OpenAI `text-embedding-3-large` model. Experiment agents' contextual data mainly consists of papers

describing the respective experiments, such as Qu et al. (2024) and Madhavacheril et al. (2024) for ACT, or Aghanim et al. (2020); Carron et al. (2022) and Tristram et al. (2024) for *Planck*. Meanwhile, software agents’ contextual data mainly consist of tutorial notebooks that explain how the software can be used. (Contextual data for all RAG agents is stored locally, within our GitHub organization,⁵ and is vectorized and pushed online upon installation or upon request.) RAG agents are shown in green (community software), magenta (research software), and yellow (experiments) on Figure 1.

In addition to the experiment and software RAG agents, there is a *memory* RAG agent. The goal of the memory agent is to learn from mistakes and their solutions in past tasks, and apply them to future similar tasks. The memory agent also allows speed-ups by drawing on past material, and saves in cost by reducing the number of calls to other RAG agents. At the end of every session, the user has the option to upload a chat summary of their task to their memory agent’s database, adding to the pool of information to which the memory agent has access in the future.

(ii) Coder agents: Coder agents are responsible for coding tasks. Following autogen, we use an *engineer* agent to develop the code and an *executor* agent to execute the code. We program them to be solely specialized in Python. The engineer agent is tasked with implementing all suggestions and information retrieved by the RAG agents. Its instructions are constraining it to edit one Python code block. It also knows about recurrent conflicts between settings or parameters that appear frequently, such as setting two cosmological parameter values that should not appear together because of redundancy (for example, the cosmological parameters A_s and σ_8). In most situations, there is a back and forth between engineer and admin/human, until the code block written by the engineer is validated. Once the code is validated, admin/human sends instruction for the executor to execute the code. This is the only task of the executor agent. Its main input is the working directory (which by default is the output folder within *cmbagent*) and the code block edited by the engineer agent. If the outcome of the execution is satisfying, admin/human can call planner to summarize the session and save the summary with the help of the engineer and executor agents. If the outcome is not satisfying, a back and forth between admin/human and engineer, and potentially the RAG agents may resume to edit new corrected code from agents’ suggestions. Coder agents are shown in blue on Figure 1.

(iii) Manager agents: Manager agents are designed to distribute the work and organize feedback. We have a *chat manager* agent responsible for selecting the next relevant “speaker” in the workflow, i.e., which agent should be called next, given a task and a set of allowed transitions. (In fact, the *chat manager* agent implicitly uses a two-agent nested chat to decide the next speaker.) To pass on human feedback to the MAS, we use an *admin* agent which collects human input in an interactive text box. To split the main task into a number of sub-tasks we build a *planner* agent. Our system also includes a memory agent that performs RAG on summaries of past sessions, generated by the planner agent. Manager agents are shown in salmon on Figure 1.

2.3 System and workflow

Because of the nature of the scientific applications for which we want to use *cmbagent*, we demand that our system is as deterministic and controllable as possible. Current large language models are generally stochastic. To minimize stochasticity we set both the `temperature` and `TopP` parameters of GPT-4o to small values (we chose 10^{-6} and 0.1, respectively). We implement the following solutions for improved controllability.

Allowed transitions: As an input to each agent, we specify the agents to which it can speak. This is a rich subject, especially when investigating MAS without human input. Aiming for maximum control, we require human feedback at all stages. Allowed transitions are therefore trivial, consisting of $\text{admin} \leftrightarrow \{\text{Planner, RAG agents, Engineer, Executor}\}$, i.e., “admin speaks to all, all only speak to admin”.

Planning: Having a planner agent in the workflow is a key aspect of controllability. The planner agent speaks first. It designs a plan by splitting the main task into a number of steps consisting of one sub-task per step. In each step, the planner decides and specifies which agent should be selected. Importantly, only one agent can be in charge of a given sub-task. The admin may request modifications to the suggested plan until the plan is deemed ready. Hereafter is an example of a plan obtained when solving our main task.

⁵See under `cmbagent_data` online.

Plan example

Main task: Derive cosmological parameter constraints from ACT DR6 CMB lensing data.

- **Step 1:**
 - **sub-task:** Retrieve information on how to set up the ACT DR6 CMB lensing likelihood within cobaya.
 - **agent:** `act_agent`
- **Step 2:**
 - **sub-task:** Retrieve information on how to use `classy_sz` as the theory code within cobaya.
 - **agent:** `classy_sz_agent`
- **Step 3:**
 - **sub-task:** Integrate the ACT DR6 CMB lensing likelihood and `classy_sz` theory code within the cobaya framework.
 - **agent:** `cobaya_agent`
- **Step 4:**
 - **sub-task:** Verify the entire setup, including the ACT DR6 CMB lensing likelihood and `classy_sz` theory code within cobaya.
 - **agent:** `engineer`
- **Step 5:**
 - **sub-task:** Execute the entire setup to ensure it runs correctly and derive cosmological parameter constraints.
 - **agent:** `executor`

The full session that led to this plan is the documentation online (see this URL). Designing a plan involves a back and forth between admin and planner agent. The instructions given to the planner agent are also available in `cmbagent/planner/planner.yaml`. As for the instructions to the other agents (also available online on our GitHub in the yaml files for each agent), finding instructions that yielded a good behavior for our tasks required a significant amount of prompt engineering.

Workflow: When the plan is approved, the chat manager identifies which agent speaks next to work on the sub-task corresponding to the step in the plan. The RAG software agents suggest codes, RAG experiment agents collect information, engineer agent writes code, and executor executes code. The admin is asked for feedback after each suggestion or output from agent. Typically, the admin (i.e., human user) would say “proceed” when the response is acceptable, or ask for explicit modifications if not (see the examples here). A back and forth can occur between the admin and the agent assigned to the task, until the sub-task is considered completed which triggers a move to the next step in the plan. The workflow generally ends with a call to the engineer agent followed by the executor agent. The engineer agent considers the entire chat history (consisting of the suggestions from all agents previously called and solutions to all sub-tasks). With this information, the engineer agent edits the python script that solves the main task entirely. The admin agent checks the scripts and eventually asks executor to run the code.

Learning from past tasks: At the end of the process, the planner can be asked to provide a summary of what has been done and issues encountered. The user has the option to save the summary using formatted output as a json file. This file is saved into the database of the memory agent. In subsequent runs, the memory agent is queried to detect if previous similar tasks have already been solved and if so, which errors can be avoided.

3 Results

3.1 Performance on Main Task

To develop `cmbagent`, we assigned ourselves the task of reproducing the ACT DR6 lensing cosmological parameter constraints. In Fig. 2 we show our resulting constraints, obtained within a single

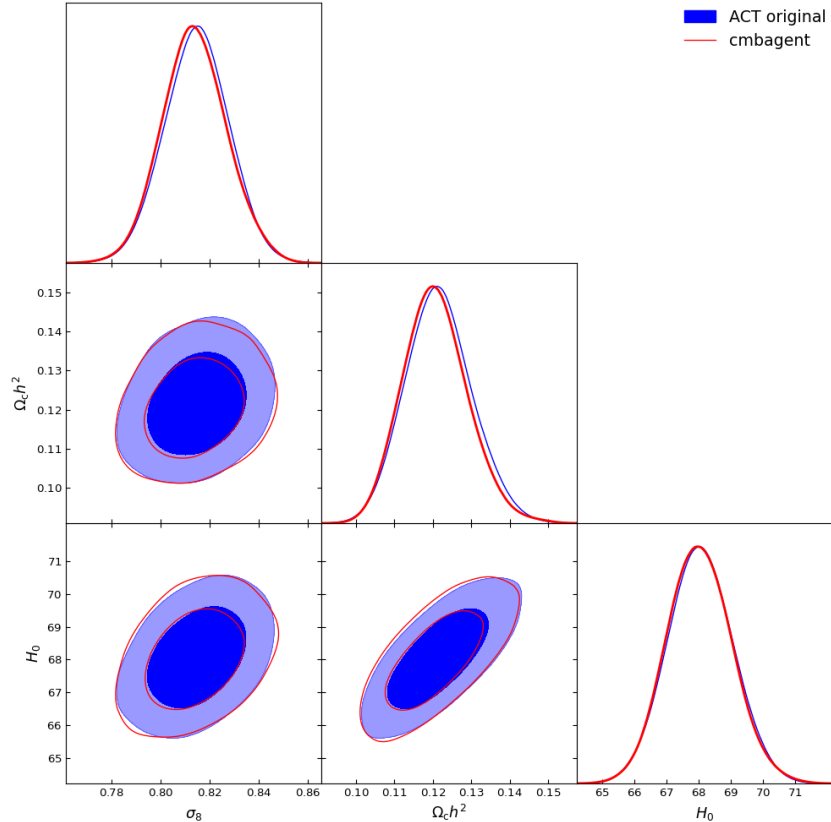


Figure 2: Reproducing of pipelines for the ACT DR6 CMB lensing cosmological parameter constraints. Contours obtained by our system, `cmbagent` are in red and the original chains downloaded from ACT repository are in blue. These results are obtained in the examples presented in the online documentation.

session of our MAS. These results can be reproduced from within the notebook provided as part of our online documentation (see this URL).

As well as writing the code, our MAS also ran the full MCMC analysis by executing the code. The speedy evaluation of the theory model is enabled by neural network emulators built into `classy_sz`. The full agentic analysis was carried out on a Macbook Pro laptop. The MCMC used 4 chains parallelized over the 10 available CPU cores. The whole MCMC analysis took 8 minutes before converging to a Gellman-Rubin convergence diagnostic of $R - 1 = 0.01$.

Setting up the plan (see above) and preliminary tasks with `cmbagent` took another 8-10 minutes and the total cost of the session was \$1.55, for 273843 tokens of which 1803 where completion tokens and the rest prompt tokens (which include all the agent instructions and conversation history). Once the MCMC converged the session was stopped and new sessions where restarted to download the original ACT chains and plot the contours respectively (each costing less than \$0.1). In total the full analysis took 40 minutes, required no human written code, and successfully reproduced the results presented in Madhavacheril et al. (2024).

The contours overlap almost perfectly, with statistically insignificant differences.⁶ Without the MAS, reproducing this analysis “by hand” would have taken several hours to even an expert cosmologist. Indeed, one would have had to go through GitHub repositories and papers to collect relevant information, write the configuration files for `cobaya`, the job scripts for the MCMC and Python code for obtaining the contours. With our MAS, all of this is automated and we are able to reproduce it

⁶The remaining difference is caused by slightly different precision settings adopted for the neural network emulators used for the theory code versus precision settings of `camb` of the original analysis.

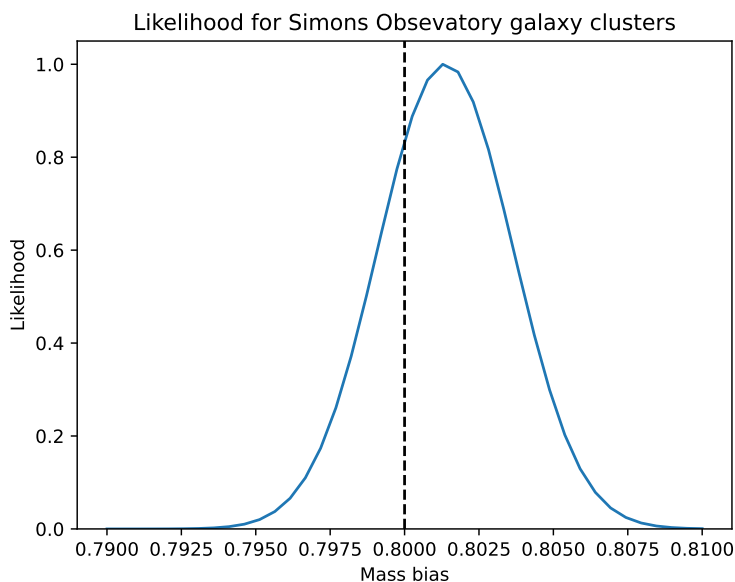


Figure 3: Number-count likelihood for a Simons-Observatory-like simulated catalogue as a function of the mass bias, computed by `cosmocnc` via `cmbagent`. The true input value of the mass bias is shown as the dashed line; it is consistent with the likelihood constraint obtained by `cmbagent`. Our GitHub repository contains the `cosmocnc` agent instructions (see its `yaml` file).

within a few minutes, without writing a line of code ourselves (all code is written and executed by `cmbagent`).

These results are highly encouraging; however, since they are about the same task that we used to develop our system, they are not a demonstration of the usefulness of the system beyond that specific task. To probe its reliability, we apply it to other unrelated tasks.

3.2 Generalization and application to research software

To demonstrate the usefulness of our example MAS we test it on tasks that have not been considered while developing it. For example we ask it to compute a cosmological observable for several values of an undocumented parameter f_{EDE} , but implemented in the `classy_sz` research software.⁷ It does it successfully. We show the results on Fig. 4. See our online documentation here for the session where this Figure was obtained.

In addition, we ask it to use the `cosmocnc` research software to evaluate a likelihood as a function of one of the key model parameters. Again, it does it successfully, writing Python code to set appropriate values for the different input parameters of `cosmocnc`, evaluating the likelihood in an efficient way, and plotting the evaluated likelihood. See Fig. 3 for the results of the calculation and Appendix A for the code.

4 Limitations and future directions

The MAS designed here relies on human feedback at every step outlined by the planner. The user must either give the signal to proceed or to modify the plan, with directions describing which agent to consult for the plan’s modification. Future iterations of this code will aim to limit the amount of human input needed, while still maintaining flexibility for the user. The package currently assumes the user has done all package and software installation beforehand. A direct extension of our work

⁷This parameter is part of a modified early universe model known as early dark energy, where f_{EDE} is a parameter describing the maximum fractional contribution of dark energy to the total cosmic energy budget.

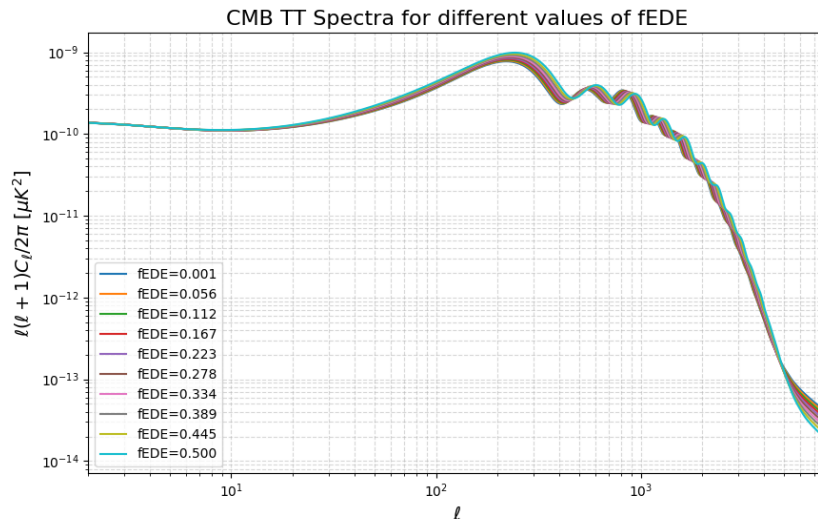


Figure 4: CMB power spectra for ten values of the cosmological parameter f_{EDE} computed by `classy_sz` via `cmbagent`. The notebook provided as part of our online documentation contains the full output of the session where Figure 4 was made. Our GitHub repository also contains the `classy_sz` agent instructions (see yaml file).

is to incorporate instructions on how to install cosmology software and packages. Examples of framework for agentic software development that promise to be powerful include OpenHands (Wang et al., 2024). This is often a time consuming part and having a MAS to help with it could significantly improve the learning curve for new researchers and help with collaboration on-boarding. In this context, other examples of promising LLM-based tools being developed include ChatGaia and AstroCoder.⁸

Nonetheless, it should be noted that, when applied to cosmology, current LLMs frequently produce over-confident, plausible-looking but physically incorrect responses which could easily mislead unexperienced researchers. This is why, at this time, such system may only be useful to experienced researchers that can easily spot when the LLM goes into non-nonsensical directions and stop it in time. Developing agents that can criticize and use logic or reasoning could alleviate these difficulties. One other use could be MAS to serve as a cross-check a human analysis.

An important limitation is token usage and cost. Solving the main task required 15 agent calls, a total of 274483 tokens and costed \$1.55 (see examples here for details). Less demanding tasks, such as making a plot or designing a plan remain more affordable (we used \$0.1 to produce Figure 2, with 6 agent calls). Exploring different models and caching will be key to overcome this limitation.

The RAG part also presents challenges. Retrieval on scientific documentation turns out to be a difficult task when complex tables and equations are involved. Models and pipelines, such as `llamaparse`, are evolving fast. However, even latest versions do not give robust answers. Future work will explore agentic RAG tools for scientific literature, such as `PaperQA2` (Skarlinski et al., 2024).

Here, we exclusively use GPT-4o. Nonetheless, it is possible to have different agents use different LLMs. Since some LLMs display superior performance in certain domains (Chiang et al., 2024), e.g., for code development, maths, planning, we expect that this will be a promising future direction of our work. A particular class of LLMs that will be of interest are fine-tuned LLMs. Fine-tuning instead of or in addition to RAG could be a promising avenue. Several works in the astronomy community have started to develop fine-tuned LLMs for astrophysics and cosmology; for instance `cosmosage` (de Haan, 2024), `AstroLLama` (Nguyen et al., 2023), or `AstroMLab` (Ting et al., 2024; Pan et al., 2024; de Haan et al., 2024), and more recently `sultan-hassan/CosmoGemma`. We plan to study how fine-tuned LLMs behave in our multi-agent systems.

⁸See <https://nolank.ca> for further details.

In future work, we plan to explore agentic approaches that use both RAG and fine-tuned LLMs together.

Another continuation of our research will be on systems with minimal human input, i.e., "Zero-player game", building on recent progress on multi agent reinforcement learning work, see, e.g. Canese et al. (2021), and *mutual reasoning* (Qi et al., 2024), towards full automation and optimization. The work of Cheng et al. (2024) is particularly relevant in this context.⁹ Other directions for optimizing the effectiveness and efficiency of MAS include Monte Carlo Tree Search techniques described in Chen et al. (2024). As described in Lu et al. (2024), we can even start envisioning autonomous systems making scientific discoveries independently and going all the way through writing scientific publications. This being said, the greatest challenge for further automation is that there is no way to confirm outputs without redoing the analysis independently and it is difficult to envision fully automated robust system being deployed for fundamental research in the very near future.

Nonetheless, the most urgent and essential task for such systems to become useful is robust a benchmarking framework. The benchmarking must be done for RAG-type tasks (i.e., Q&A), for which we plan to build a specific cosmology QA dataset (see for instance `astroph.CO_QA_pairs` on HuggingFace) but also for agentic tasks. The latter is still very much an open research question (see, e.g., Papoudakis et al., 2020; Bettini et al., 2023) where reinforcement learning methods for policy optimization play a central role (e.g., Schulman et al., 2017; Yang and Wang, 2021; Wen et al., 2024; Albrecht et al., 2024).

Acknowledgements

We are grateful to Ryan Daniels, Adrian Dimitrov, Jo Dunkley, James Fergusson, Simone Ferraro, Sultan Hassan, Nolan Koblischke, Anthony Kremin, Sven Krippendorf, Sigurd Naess, Frank Qu, Suzanne Staggs, Chi Wang, Ethan Yoo for discussions and/or feedback. We are also grateful to the Cambridge Centre for Data-Driven Discovery Accelerate Programme for support. BDS acknowledges support from the European Research Council (ERC) under the European Union’s Horizon 2020 research and innovation programme (Grant agreement No. 851274) and from an STFC Ernest Rutherford Fellowship. KS acknowledges support from the National Science Foundation Graduate Research Fellowship Program under Grant No. DGE 2036197.

References

- Q. Wu, G. Bansal, J. Zhang, Y. Wu, B. Li, E. Zhu, L. Jiang, X. Zhang, S. Zhang, J. Liu, et al., *Autogen: Enabling next-gen llm applications via multi-agent conversation* (2023), 2308.08155.
- H. Touvron, T. Lavril, G. Izacard, X. Martinet, M.-A. Lachaux, T. Lacroix, B. Rozière, N. Goyal, E. Hambro, F. Azhar, et al., *LLaMA: Open and Efficient Foundation Language Models* (2023), 2302.13971.
- T. B. Brown, B. Mann, N. Ryder, M. Subbiah, J. Kaplan, P. Dhariwal, A. Neelakantan, P. Shyam, G. Sastry, A. Askell, et al., *Language Models are Few-Shot Learners* (2020), 2005.14165.
- OpenAI, J. Achiam, S. Adler, S. Agarwal, L. Ahmad, I. Akkaya, F. Leoni Aleman, D. Almeida, J. Altenschmidt, S. Altman, et al., *GPT-4 Technical Report* (2023), 2303.08774.
- D. Tanoglidis, B. Jain, and H. Qu, *Transformers for scientific data: a pedagogical review for astronomers* (2023), 2310.12069.
- A. Ghafarollahi and M. J. Buehler, *SciAgents: Automating scientific discovery through multi-agent intelligent graph reasoning* (2024), 2409.05556.
- M. J. Buehler, *Accelerating scientific discovery with generative knowledge extraction, graph-based representation, and multimodal intelligent graph reasoning* (2024), URL <http://iopscience.iop.org/article/10.1088/2632-2153/ad7228>.
- Z. Sun, Y.-S. Ting, Y. Liang, N. Duan, S. Huang, and Z. Cai, *Interpreting Multi-band Galaxy Observations with Large Language Model-Based Agents* (2024), 2409.14807.

⁹See microsoft/trace for their code.

- M. S. Madhavacheril et al. (ACT), *The Atacama Cosmology Telescope: DR6 Gravitational Lensing Map and Cosmological Parameters* (2024), 2304.05203.
- F. J. Qu et al. (ACT), *The Atacama Cosmology Telescope: A Measurement of the DR6 CMB Lensing Power Spectrum and Its Implications for Structure Growth* (2024), 2304.05202.
- N. MacCrann, B. D. Sherwin, F. J. Qu, T. Namikawa, M. S. Madhavacheril, I. Abril-Cabezas, R. An, J. E. Austermann, N. Battaglia, E. S. Battistelli, et al., *The atacama cosmology telescope: Mitigating the impact of extragalactic foregrounds for the dr6 cmb lensing analysis* (2023), 2304.05196, URL <https://arxiv.org/abs/2304.05196>.
- A. Lewis, A. Challinor, and A. Lasenby, *Efficient computation of CMB anisotropies in closed FRW models* (2000), astro-ph/9911177.
- D. Blas, J. Lesgourgues, and T. Tram, *The cosmic linear anisotropy solving system (class). part ii: Approximation schemes* (2011), 1104.2933.
- J. Torrado and A. Lewis, *Cobaya: Code for Bayesian Analysis of hierarchical physical models* (2021), 2005.05290.
- A. Lewis, *GetDist: a Python package for analysing Monte Carlo samples* (2019), 1910.13970.
- B. Bolliet et al., *class_sz I: Overview* (2024), 2310.18482.
- I. n. Zubeldia, J.-B. Melin, J. Chluba, and R. Battye, *The Planck SZiFi catalogues: a new set of Planck catalogues of Sunyaev-Zeldovich-detected galaxy clusters* (2024), 2408.06189.
- M. Abadi, P. Barham, J. Chen, Z. Chen, A. Davis, J. Dean, M. Devin, S. Ghemawat, G. Irving, M. Isard, et al., *TensorFlow: A system for large-scale machine learning* (2016), 1605.08695.
- A. Spurio-Mancini, D. Piras, J. Alsing, B. Joachimi, and M. P. Hobson, *<scp>cosmopower</scp>: emulating cosmological power spectra for accelerated bayesian inference from next-generation surveys* (2022), 2106.03846.
- B. Bolliet, A. Spurio Mancini, J. C. Hill, M. Madhavacheril, H. T. Jense, E. Calabrese, and J. Dunkley, *High-accuracy emulators for observables in Λ CDM, N_{eff} , Σm_ν , and w cosmologies* (2024), 2303.01591.
- P. Lewis, E. Perez, A. Piktus, F. Petroni, V. Karpukhin, N. Goyal, H. Küttler, M. Lewis, W.-t. Yih, T. Rocktäschel, et al., *Retrieval-Augmented Generation for Knowledge-Intensive NLP Tasks* (2020), 2005.11401.
- N. Aghanim et al. (Planck), *Planck 2018 results. VI. Cosmological parameters* (2020), [Erratum: Astron.Astrophys. 652, C4 (2021)], 1807.06209.
- J. Carron, M. Mirmelstein, and A. Lewis, *CMB lensing from Planck PR4 maps* (2022), 2206.07773.
- M. Tristram et al., *Cosmological parameters derived from the final Planck data release (PR4)* (2024), 2309.10034.
- X. Wang, B. Li, Y. Song, F. F. Xu, X. Tang, M. Zhuge, J. Pan, Y. Song, B. Li, J. Singh, et al., *Openhands: An open platform for ai software developers as generalist agents* (2024), 2407.16741.
- M. D. Skarlinski, S. Cox, J. M. Laurent, J. D. Braza, M. Hinks, M. J. Hammerling, M. Ponnampati, S. G. Rodrigues, and A. D. White, *Language agents achieve superhuman synthesis of scientific knowledge* (2024), 2409.13740.
- W.-L. Chiang, L. Zheng, Y. Sheng, A. N. Angelopoulos, T. Li, D. Li, H. Zhang, B. Zhu, M. Jordan, J. E. Gonzalez, et al., *Chatbot arena: An open platform for evaluating llms by human preference* (2024), 2403.04132.
- T. de Haan, *cosmosage: A Natural-Language Assistant for Cosmologists* (2024), 2407.04420.
- T. D. Nguyen et al., *AstroLLaMA: Towards Specialized Foundation Models in Astronomy* (2023), 2309.06126.

- Y.-S. Ting, T. D. Nguyen, T. Ghosal, R. Pan, H. Arora, Z. Sun, T. de Haan, N. Ramachandra, A. Wells, S. Madireddy, et al., *Astromlab 1: Who wins astronomy jeopardy!?* (2024), 2407.11194.
- R. Pan, T. Dung Nguyen, H. Arora, A. Accomazzi, T. Ghosal, and Y.-S. Ting, *AstroMLab 2: AstroLLaMA-2-70B Model and Benchmarking Specialised LLMs for Astronomy* (2024), 2409.19750.
- T. de Haan, Y.-S. Ting, T. Ghosal, T. D. Nguyen, A. Accomazzi, A. Wells, N. Ramachandra, R. Pan, and Z. Sun, *Astromlab 3: Achieving gpt-4o level performance in astronomy with a specialized 8b-parameter large language model* (2024), 2411.09012.
- L. Canese, G. C. Cardarilli, L. Di Nunzio, R. Fazzolari, D. Giardino, M. Re, and S. Spanò, *Multi-agent reinforcement learning: A review of challenges and applications* (2021), URL <https://www.mdpi.com/2076-3417/11/11/4948>.
- Z. Qi, M. Ma, J. Xu, L. Lina Zhang, F. Yang, and M. Yang, *Mutual Reasoning Makes Smaller LLMs Stronger Problem-Solvers* (2024), 2408.06195.
- C.-A. Cheng, A. Nie, and A. Swaminathan, *Trace is the next autodiff: Generative optimization with rich feedback, execution traces, and llms* (2024), 2406.16218.
- W. Chen, J. Yuan, C. Qian, C. Yang, Z. Liu, and M. Sun, *Optima: Optimizing effectiveness and efficiency for llm-based multi-agent system* (2024), 2410.08115.
- C. Lu, C. Lu, R. Tjarko Lange, J. Foerster, J. Clune, and D. Ha, *The AI Scientist: Towards Fully Automated Open-Ended Scientific Discovery* (2024), 2408.06292.
- G. Papoudakis, F. Christianos, L. Schäfer, and S. V. Albrecht, *Benchmarking Multi-Agent Deep Reinforcement Learning Algorithms in Cooperative Tasks* (2020), 2006.07869.
- M. Bettini, A. Prorok, and V. Moens, *BenchMARL: Benchmarking Multi-Agent Reinforcement Learning* (2023), 2312.01472.
- J. Schulman, F. Wolski, P. Dhariwal, A. Radford, and O. Klimov, *Proximal policy optimization algorithms* (2017), 1707.06347, URL <https://arxiv.org/abs/1707.06347>.
- Y. Yang and J. Wang, *An overview of multi-agent reinforcement learning from game theoretical perspective* (2021), 2011.00583, URL <https://arxiv.org/abs/2011.00583>.
- M. Wen, Z. Wan, W. Zhang, J. Wang, and Y. Wen, *Reinforcing language agents via policy optimization with action decomposition* (2024), 2405.15821, URL <https://arxiv.org/abs/2405.15821>.
- S. V. Albrecht, F. Christianos, and L. Schäfer, *Multi-Agent Reinforcement Learning: Foundations and Modern Approaches* (MIT Press, 2024), URL <https://www.mar1-book.com>.

A Research software example: cosmocnc

The code boxes below show how the cosmocnc session to make Figure 3 was started and the code that cmbagent provided as a result.

```
1 from cmbagent import CMBAgent
2
3 agent_temperature = {
4     'cosmocnc_agent': 0.000001
5 }
6
7 agent_top_p = {
8     'cosmocnc_agent': 0.1,
9 }
10
11 cmbagent = CMBAgent(agent_list = ['cosmocnc'],
12                     verbose=True,
13                     agent_instructions = {},
14                     agent_temperature = agent_temperature,
15                     agent_top_p = agent_top_p
16                     )
17
18 task = """Use cosmocnc to write code to compute the unbinned log-
19 likelihood
20 for the "SO_sim_0" catalogue, only for one mass observable, "q_so_sim
21 ",
22 for 40 values of "bias_sz", linearly spaced between 0.79 and 0.81.
23 The code must plot the exponential of the log-likelihood, normalising
24 it
25 to one at its highest value, and save the plot as a pdf file and the
26 code
27 as a .py file.
28 Plan:
29 1. Set all the cosmocnc parameters explicitly in the code, to the
30 appropriate values.
31 2. Save the code in output/results/ as a .py file.
32 """
33
34 cmbagent.solve(task)
```

Listing 1: Python code showing the start of session where Fig 4 was produced with the resulting code shown hereafter.

```
1 import numpy as np
2 import matplotlib.pyplot as plt
3 import cosmocnc
4
5 # Set cosmocnc parameters
6 cnc_params = cosmocnc.cnc_params_default
7 scal_rel_params = cosmocnc.scaling_relation_params_default
8 cosmo_params = cosmocnc.cosmo_params_default
9
10 # Catalogue and observables
11 cnc_params["cluster_catalogue"] = "SO_sim_0"
12 cnc_params["observables"] = [{"q_so_sim"}]
13 cnc_params["obs_select"] = "q_so_sim"
14
15 # Mass and redshift range
16 cnc_params["M_min"] = 1e13
17 cnc_params["M_max"] = 1e16
18 cnc_params["z_min"] = 0.01
19 cnc_params["z_max"] = 3.0
20
21 # Selection observable range
```

```

22 cnc_params["obs_select_min"] = 5.0
23 cnc_params["obs_select_max"] = 200.0
24
25 # Precision parameters
26 cnc_params["n_points"] = 16384
27 cnc_params["n_points_data_lik"] = 2048
28 cnc_params["n_z"] = 100
29 cnc_params["sigma_mass_prior"] = 10
30 cnc_params["delta_m_with_ref"] = True
31 cnc_params["scalrel_type_deriv"] = "numerical"
32 cnc_params["downsample_hmf_bc"] = 2
33 cnc_params["compute_abundance_matrix"] = True
34
35 # Parallelisation
36 cnc_params["number_cores_hmf"] = 1
37 cnc_params["number_cores_abundance"] = 1
38 cnc_params["number_cores_data"] = 8
39 cnc_params["parallelise_type"] = "redshift"
40
41 # Cosmology parameters
42 cnc_params["cosmology_tool"] = "classy_sz"
43 cnc_params["cosmo_param_density"] = "critical"
44 cnc_params["cosmo_model"] = "lcdm"
45
46 # Likelihood parameters
47 cnc_params["likelihood_type"] = "unbinned"
48 cnc_params["data_lik_from_abundance"] = True
49 cnc_params["stacked_likelihood"] = False
50
51 # Scaling relation parameters
52 scal_rel_params["corr_lnq_lnp"] = 0.0
53 scal_rel_params["bias_sz"] = 0.8
54
55 # Initialize cosmocnc
56 number_counts = cosmocnc.cluster_number_counts()
57 number_counts.cnc_params = cnc_params
58 number_counts.scal_rel_params = scal_rel_params
59 number_counts.cosmo_params = cosmo_params
60 number_counts.initialise()
61
62 # Compute log-likelihood for different bias_sz values
63 bias_sz_values = np.linspace(0.79, 0.81, 40)
64 log_lik = np.zeros(len(bias_sz_values))
65
66 for i, bias_sz in enumerate(bias_sz_values):
67     scal_rel_params["bias_sz"] = bias_sz
68     number_counts.update_params(cosmo_params, scal_rel_params)
69     log_lik[i] = number_counts.get_log_lik()
70
71 # Normalize and plot the exponential of the log-likelihood
72 lik_vec = np.exp(log_lik - np.max(log_lik))
73 plt.plot(bias_sz_values, lik_vec)
74 plt.xlabel("Mass bias")
75 plt.ylabel("Likelihood")
76 plt.title("Likelihood for Simons Obsevatory galaxy clusters")
77 plt.axvline(x=0.8, linestyle="dashed", color="k")
78 plt.ylim(bottom=0.)
79 plt.savefig("output/results/likelihood_plot_cosmocnc.pdf")

```

Listing 2: Python code produced by cmbagent which makes Figure 4 and obtained as a result of session started in Listing 1 above.