

Quantum-optimal Frequency Estimation of Stochastic AC Fields

Anirban Dey,^{1,2} Sara Mouradian,³ Cosmo Lupo,^{4,5,6} and Zixin Huang^{1,2,7,*}

¹*School of Mathematical and Physical Sciences, Macquarie University, NSW 2109, Australia*

²*ARC Centre of Excellence for Engineered Quantum Systems, Macquarie University, NSW 2109, Australia*

³*Department of Electrical and Computer Engineering, University of Washington - 98195, USA*

⁴*Dipartimento Interateneo di Fisica, Politecnico di Bari, 70126, Bari, Italy*

⁵*Dipartimento Interateneo di Fisica, Università di Bari, 70126, Bari, Italy*

⁶*INFN, Sezione di Bari, 70126 Bari, Italy*

⁷*Centre for Quantum Software and Information,
Faculty of Engineering and Information Technology,
University of Technology Sydney, NSW 2007, Australia*

(Dated: December 2, 2024)

Classically, measurement bandwidth limits the achievable frequency resolution of stochastic time-dependent fields. We frame the problem of frequency measurement as the estimation of the noise parameter of a dephasing quantum channel. Using this framework, we find an exact upper bound for estimating frequency centroids and separations. In particular, given two closely separated frequencies with separation ω_r , the quantum Fisher information (QFI) upper bound is approximately $2/\omega_r^2$, *inversely* proportional to the separation parameter. We show that this is achievable with a superposition of Dicke states, and show that GHZ states improve precision over unentangled states, achieving Heisenberg scaling in the low-bandwidth limit. This work established a robust framework for stochastic AC signal sensing and can be extended to an arbitrary number of frequencies.

Quantum metrology [1–3] exploits properties that are uniquely quantum – such as coherence, squeezing and entanglement – to achieve sensitivity beyond what is classically possible. These metrological improvements are crucial for technologies like atomic clocks [4], gravitational wave detectors [5], and high-precision sensors [6]. Quantum sensors based on atoms, ions, and atomic-like defect centres offer improved precision, accuracy, and often spatial resolution with respect to their classical counterparts [7].

The metrological gain in using spin systems to measure DC magnetic fields has been extensively studied theoretically and demonstrated in experiments; see e.g. Refs. [8–14]. However, less attention has been devoted to the measurement of AC signals. The latter is an important field with applications in signal processing, circuit design, precision measurement for GPS, quantum metrology and quantum control [15–19]. Our findings apply to spin systems such as NV centres in diamonds [20], trapped-ions [21], neutral atoms [22] and semiconductor qubits [23].

Here we consider frequency estimation of a potentially multi-frequency AC signal. Resolving frequencies that are closer than the measurement bandwidth is difficult, in analogy to Rayleigh’s criterion in optical imaging, which dictates the spatial resolution of two closely spaced objects. For an AC signal this bandwidth limitation is typically described by [8]:

$$\Delta\omega \approx \frac{1}{t}, \quad (1)$$

where $\Delta\omega$ is the uncertainty on the estimated frequency ω , and t is evolution time. Resolving two frequencies then requires an observation time inversely proportional to their frequency separation. However, an extended measurement time may result in a loss of coherence in quantum systems, potentially destroying any quantum advantage that we are aiming to harness.

We consider frequency estimation of signals that are stochastic – e.g. have a coherence time longer than the individual experiment duration, but shorter than the repetition rate. This is a common scenario in quantum sensors where state preparation may take as long or longer than the integration time. Ref. [15] showed that the bandwidth limit for resolving two frequencies of an AC signal can be surpassed by using quantum control, in the case where (unentangled) optimally controlled qubits are used to perform the measurement. This was verified experimentally in [25], highlighting that the quantum advantage exists because quantum projection noise vanishes as the measured state approaches an eigenstate. This was inspired by the work of Tsang [26] who showed by using a structured measurement, one can surpass the diffraction limit in estimating the separation of two optical sources in the spatial domain. However, despite their potential, the use of entangled states in this context remains largely unexplored. Here we present a general procedure for calculating the ultimate precision limits for resolving closely spaced frequencies with entanglement that has yet been established.

Typically, the parameter of interest is encoded onto quantum states by quantum channels, and the typical goal is to maximise the quantum Fisher information of the parameter. In general, calculating the optimal state

* zixin.huang@mq.edu.au

| | coherent (qubit) | incoherent (qubit) | coherent (N-qubit) | incoherent (GHZ) | QFI bound (incoherent) |
|-----------------------|--|--|--|--|---------------------------------|
| single-frequency | $B^2 t^4$ [24] | $* \frac{1}{36} \sigma^2 t^6 \omega^2$ | $* \natural N^2 B^2 t^4$ | $* \frac{1}{36} N^2 \sigma^2 t^6 \omega^2$ | $* \frac{1}{72} \omega^2 t^4$ |
| bi-frequency centroid | $* \natural 4 B^2 t^4$ | $* \frac{1}{18} \sigma^2 t^6 \omega_s^2$ | $* \natural 4 N^2 B^2 t^4$ | $* \frac{1}{18} N^2 \sigma^2 t^6 \omega_s^2$ | $* \frac{1}{72} \omega_s^2 t^4$ |
| separation | $\frac{16}{9} B^2 t^6 \omega_r^2$ [24] | $\frac{8}{\pi^4} \sigma^2 t^4$ [15] | $* \natural \frac{16}{9} N^2 B^2 t^6 \omega_r^2$ | $* \frac{8}{\pi^4} N^2 \sigma^2 t^4$ | $* 2 / \omega_r^2$ |

TABLE I. Summary of the QFI in the limit that $\omega t, \omega_s t$, or $\omega_r t \ll 1$, with optimal quantum control. The results denoted with an asterisk * are new results of this work. The symbol \natural indicates straightforward extensions to known results, and we include the calculations in Appendix. E. Coherent signal refers to the fact that the Hamiltonian is not stochastic, and B is the magnetic field strength.

or strategy is exponentially hard depending on the number of probes, often leading to a mathematically intractable problem. In this case, work, we map the task of estimating a signal's frequency components to the task of estimating the noise parameter of a correlated qubit dephasing channel. We reduced the task to performing a classical estimation task based on the probability densities defining the qubit dephasing channel, and find the ultimate quantum limit in the precision of frequency estimation. We show that in the low bandwidth limit, the GHZ state provides a quadratic improvement over unentangled states. Superior performance is attained by a superposition of Dicke states, in analogy to a coherent state in a Bosonic system. This in principle achieves the ultimate upper bound set by quantum information theory in the limit of large qubit number. A summary of the existing and new results is given in Tab. I.

I. THE MODEL AND QUANTUM PARAMETER ESTIMATION

We illustrate our method with a single or bi-frequency signal that acts on a system of N qubits. Our results can easily be extended to an arbitrary number of frequencies. For single-frequency signals, the single-qubit Hamiltonian is

$$H(t) = [A \cos(\omega t) + B \sin(\omega t)] \sigma_z, \quad (2)$$

and for bi-frequency signals, we have

$$H(t) = [A_1 \cos(\omega_1 t) + B_1 \sin(\omega_1 t) + A_2 \cos(\omega_2 t) + B_2 \sin(\omega_2 t)] \sigma_z. \quad (3)$$

For an N qubit system, σ_z is replaced by $\sigma_Z = \sum_k \sigma_{z,k}$, where $\sigma_{z,k}$ is the Pauli-z operator for the k th qubit. If the signal is incoherent and stochastic, then every shot has a different phase and amplitude. Here we have followed the model in Ref. [15] and we assume A_i, B_i to be normally distributed, with zero mean and σ^2 variance. Essentially, this models an AC signal with randomized amplitude and phase.

Suppose we let the probe state $|\psi_0\rangle$ evolve for time t , then under an effective Hamiltonian $H(t)$, the accumulated phase is $\phi = \int_0^t dt' H(t') t'$, and for one realization of

of A_i, B_i , the state is $|\psi_{A_i, B_i}\rangle = \exp(-i\sigma_Z \phi) |\psi_0\rangle$. Then, the state of the probe averaged over this randomness, is written as:

$$\rho = \int P(A_i) P(B_i) |\psi_{A_i, B_i}\rangle \langle \psi_{A_i, B_i}| dA_i dB_i, \quad (4)$$

where $|\psi_{A_i, B_i}\rangle$ being the state of the probe for a single realization and $P(A_i), P(B_i)$ are the probability distributions for the variable A_i and B_i .

For parameter estimation, the ultimate precision is specified by the quantum Cramér–Rao bound [27, 28] (see also [1, 3]). For estimation of a parameter θ encoded into a quantum state $\hat{\rho}_\theta$, the Cramér–Rao bound sets a lower bound on the variance $(\Delta\theta)^2 = \langle \theta^2 \rangle - \langle \theta \rangle^2$ of any unbiased estimator of θ . For unbiased estimators, the quantum Cramér–Rao bound establishes that $(\Delta\theta)^2 \geq \frac{1}{N J_\theta(\hat{\rho}_\theta)}$, where N is the number of copies of $\hat{\rho}_\theta$ used and J_θ is the quantum Fisher information (QFI) associated with the state $\hat{\rho}_\theta$. The QFI is

$$J_\theta(\rho_\theta) = \sum_{j,k: \lambda_j + \lambda_k \neq 0} \frac{2 |\langle j | \rho'_\theta | k \rangle|^2}{\lambda_j + \lambda_k}, \quad (5)$$

where $\rho'_\theta = \partial \rho_\theta / \partial \theta$, λ_j and $|j\rangle$ are the eigenvalues and eigenvectors of ρ_θ .

II. RESULTS

Our first insight is that the dynamical evolution of our probes is formally represented as a dephasing channel, it is a global dephasing channel where all the qubits experience the same phase with some underlying probability. For an initial state ρ consisting of N qubits, this can be modelled as

$$\mathcal{E}[\rho] \rightarrow \int d\phi q(\phi) U_\phi^{\otimes N} \rho_N U_\phi^{\dagger \otimes N}, \quad (6)$$

where $q(\phi)$ is the probability that the phase ϕ is applied. For a qubit dephasing channel, $U_\phi^{\otimes N} = \exp(-i\phi \sum_k \sigma_{z,k})$.

We observe that the qubit dephasing channel can be modelled in a similar way as in Ref. [29, 30], where the

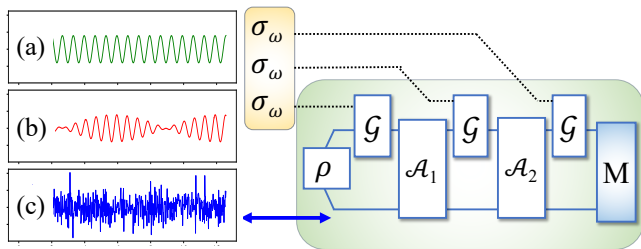


FIG. 1. Left: depiction of the magnetic field signals in time, (a) A coherent single-frequency signal; (b) A coherent with bi-frequency signal; (c) An incoherent bi-frequency signal (Eq. (3)). Right: a general adaptive protocol for parameter estimation. The initial state is ρ , the adaptive operations are \mathcal{A}_1 and \mathcal{A}_2 and the final measurement is M . The underlying environment states are σ_ω , which is a mixed state that models how the stochastic signals are applied, and is not experimentally accessible.

dephasing channel can be simulated by the following process:

1. A classical background phase ϕ is chosen randomly according to the probability density $q(\phi)$ in Eq. (6)
2. The probe state has the phase operator $U_\phi^{\otimes N}$ applied to it, and the value of ϕ is discarded.

To find an optimality bound, we define an environmental state σ_ω

$$\sigma_\omega := \int_{-\pi}^{\pi} d\phi q(\phi) |\phi\rangle \langle \phi|, \quad (7)$$

here $\{|\phi\rangle\}_\phi$ can be seen as an orthogonal basis for the phase ϕ . Then, \mathcal{E}_N decomposes as

$$\begin{aligned} \mathcal{E}_N &= \mathcal{G}(\rho \otimes \sigma_\omega) \\ \mathcal{G}(\rho_1 \otimes \rho_2) &= \int_{-\pi}^{\pi} d\phi' \exp\left(i\phi' \sum_k^N \sigma_{z,k}\right) \rho_1 \\ &\quad \exp\left(i\phi' \sum_k^N \sigma_{z,k}\right) \text{Tr}[|\phi'\rangle \langle \phi'| \rho_2]. \end{aligned} \quad (8)$$

That is, the environment state σ_ω is appended to the input state ρ , while \mathcal{G} measures σ_ω , and, based on the measured phase ϕ , applies the unitary phase operator to ρ . This analysis leads to our optimality bounds: when we decompose the channel this way, any adaptive strategy \mathcal{A} composed with an arbitrary number of uses of the channel that is independent of the parameter of interest, and any physical \mathcal{A} that is in the class of LOCC obeys data processing inequality. The QFI cannot increase under LOCC, therefore any information imprinted on the state ρ has to be upper bounded by the information in σ_ω . This is illustrated schematically in Fig. 1.

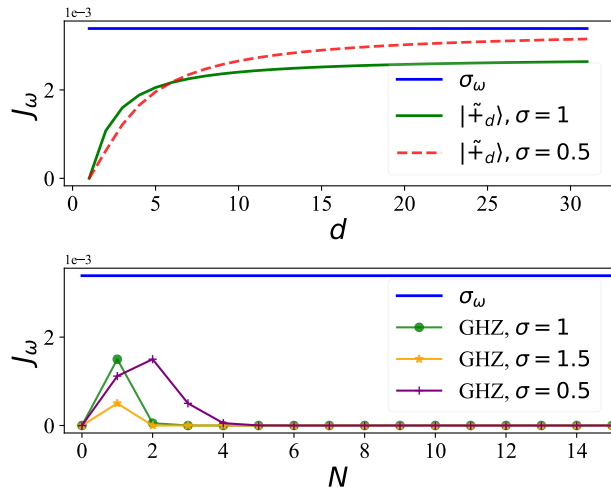


FIG. 2. (Top) QFI for the spin number-state as a function of d . (Bottom) QFI for the GHZ state as a function of N , shown for $t = 0.7$, $\omega = 1$. The QFI of $|\tilde{\chi}_d\rangle$ is calculated numerically using the fidelity between two states (Appendix E,[31, 32])

A. A single frequency

First we consider estimating the frequency ω of a single-frequency stochastic signal (Eq. (2)). After time t the accumulated phase is

$$\phi_{A,B} = \frac{A}{\omega} \sin(\omega t) + \frac{B}{\omega} (1 - \cos(\omega t)). \quad (9)$$

A and B are Gaussian random variables, so ϕ_ω is also a Gaussian variable. It has zero mean and variance,

$$\sigma_\phi^2 = \frac{2\sigma^2}{\omega^2} (1 - \cos(\omega t)). \quad (10)$$

We can then compute the environment state

$$\sigma_\omega = \int_{-\infty}^{\infty} d\phi q(\phi) |\phi\rangle \langle \phi|, \quad (11)$$

$$q(\phi) = \frac{1}{\sqrt{2\pi\sigma_\phi^2}} e^{-\phi^2/2\sigma_\phi^2}. \quad (12)$$

Since σ_ω contains all the information obtainable about ω , we can upper bound the QFI of ω

$$J_\omega(\sigma_\omega) = \frac{2\sqrt{2} \sin\left(\frac{\omega t}{2}\right)^5 (\omega t \sin(\omega t) + 2 \cos(\omega t) - 2)^2}{\omega^2 (1 - \cos(\omega t))^{9/2}}. \quad (13)$$

In the limit that $\omega t \ll 1$, $J_\omega(\sigma_\omega) \approx \frac{\omega^2 t^4}{72}$.

Ref [30] showed that for estimating bosonic dephasing channels, using a photon-number-superposition state achieves the optimality bound. Here we investigate the spin number-superposition state, defined as (for details,

see Appendix E)

$$|\tilde{\tau}_d\rangle = \frac{1}{\sqrt{d+1}} \sum_{n=0}^d |D_n^d\rangle$$

$$|D_n^d\rangle = \binom{d}{k}^{-1/2} \sum_{\substack{x_1, \dots, x_d \in \{0,1\} \\ x_1 + \dots + x_d = n}} |x_1, x_2, \dots, x_d\rangle. \quad (14)$$

Here $|D_n^d\rangle$ is a Dicke state with excitation number n : the qubit dephasing channel acts on $|\tilde{\tau}_d\rangle$ the same way a bosonic dephasing channel acts on a Fock state in that the equivalent off-diagonal terms pick up the same factor. In the limit that $d \rightarrow \infty$, the measurement of this state converges to that of the underlying distribution $q(\phi)$, and that the number-position state saturates the precision limit [30]. We show the QFI of the spin number-position state in Fig. 2 for finite d ; we see that the upper limit is approached for certain σ 's, and that there is a trade-off between d and σ .

We compare this to a single qubit state. In a Ramsey experiment, the probe state of a single qubit initialised as $\rho_1 = |+\rangle\langle +|$, $|+\rangle = \frac{1}{\sqrt{2}}(|0\rangle + |1\rangle)$, which evolves as

$$\rho_1 \rightarrow \frac{1}{2}(|0\rangle\langle 0| + \gamma_1 |0\rangle\langle 1| + \gamma_1^* |1\rangle\langle 0| + |1\rangle\langle 1|), \quad (15)$$

where

$$\gamma_1 = \int_{-\infty}^{\infty} \int_{-\infty}^{\infty} dA dB e^{-2i\phi} \frac{e^{-(A^2+B^2)/2\sigma^2}}{(2\pi\sigma^2)}$$

$$= \exp\left[-\frac{4\sigma^2(1-\cos(\omega t))}{\omega^2}\right]. \quad (16)$$

The QFI for ρ_1 of ω is then

$$J_\omega(\rho_1) = \frac{16\sigma^4(\omega t \sin(\omega t) + 2 \cos(\omega t) - 2)^2 \times W}{\omega^6 (1 - W)},$$

$$W \equiv e^{-\frac{8\sigma^2(1-\cos(\omega t))}{\omega^2}}. \quad (17)$$

In the limit that $\omega t \ll 1$, $J_\omega(\rho_1) \approx \sigma^2 t^6 \omega^2 / 36$. If a GHZ state $\rho_N = |+_N\rangle\langle +_N|$ is used, $|+_N\rangle = \frac{1}{\sqrt{2}}(|0\rangle^{\otimes N} + |1\rangle^{\otimes N})$, the off-diagonal components pick up a factor γ_N

$$\gamma_N = \int d\phi q(\phi) e^{-2iN\phi} = \exp\left[-\frac{N^2 4\sigma^2(1-\cos(\omega t))}{\omega^2}\right]. \quad (18)$$

and the corresponding QFI is

$$J_\omega(\rho_N) = \frac{16N^4\sigma^4(\omega t \sin(\omega t) + 2 \cos(\omega t) - 2)^2 \times Y}{\omega^6 \left(1 - e^{-\frac{4N^2\sigma^2(\cos(\omega t)-1)}{\omega^2}}\right)},$$

$$Y \equiv e^{-\frac{8N^2\sigma^2(\cos(\omega t)-1)}{\omega^2}}, \quad (19)$$

in the limit that $\omega t \ll 1$,

$$J_\omega(\rho_N) \approx \frac{N^2}{36} \sigma^2 t^6 \omega^2. \quad (20)$$

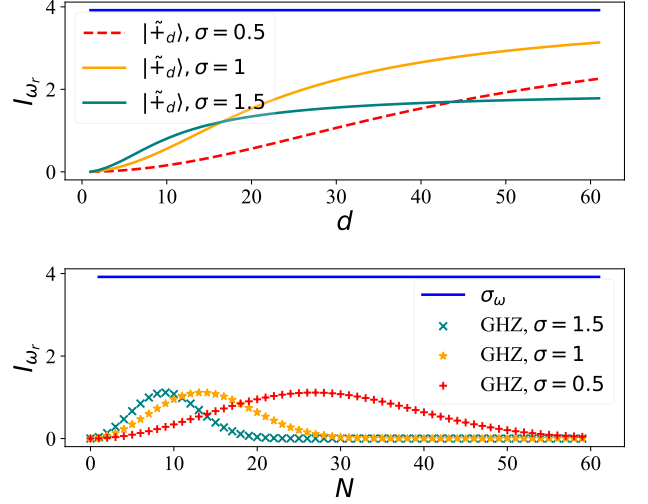


FIG. 3. (Top) QFI for the spin number-superposition state as a function of d , and for and (bottom) GHZ state as a function of N , shown for $t = 0.7$, $\omega_r = 0.7$. The QFI of $|\tilde{\tau}_d\rangle$ is calculated numerically using the fidelity between two states (Appendix E,[31, 32])

The ratio of the N to 1-qubit QFI is $J_\omega(\rho_N)/J_\omega(\rho_1) = N^2$, which is Heisenberg scaling. In Fig. 2, we show the QFI for the GHZ state for different N , and we see that there is also a trade-off in σ and N .

B. Estimating a bi-frequency signal centroid

For a two-frequency stochastic signal (Eq.(3), the phase accumulation is

$$\phi = \sum_{i=1,2} \frac{A_i}{\omega_i} \sin(\omega_i t) + \frac{B_i}{\omega_i} (1 - \cos(\omega_i t)). \quad (21)$$

Calculating the variance of ϕ as above,

$$\sigma_\phi^2 = 2\sigma^2 \left(\frac{1 - \cos(\omega_1 t)}{\omega_1^2} + \frac{1 - \cos(\omega_2 t)}{\omega_2^2} \right), \quad (22)$$

from which the QFI of ω_s is

$$J_{\omega_s} = \frac{(\cos(\omega_r t)(\omega_s t \sin(\omega_s t) + 2 \cos(\omega_s t)) - 2)^2}{2\omega_s^2 (\cos(\omega_r t) \cos(\omega_s t) - 1)^2} \quad (23)$$

$$\approx \frac{1}{18} \sigma^2 t^6 \omega_s^2. \quad (24)$$

This is qualitatively very similar to the single-frequency case, as expected.

C. Estimating the frequency separation

To optimally estimate the frequency separation, we apply quantum control. π pulses are applied with frequency

$\omega_s + \delta_s$. It is important to note that this quantum control only works because the signal is coherent during each individual measurement. This leads to the effective Hamiltonian (see Ref. [15] and also Appendix A),

$$H_{\text{eff}}(t) = \frac{2}{\pi} (A_1 \cos[(\delta_s + \delta_r)t] + B_1 \sin[(\delta_s + \delta_r)t] + A_2 \cos[(\delta_s - \delta_r)t] + B_2 \sin[(\delta_s - \delta_r)t]) \sigma_z \quad (25)$$

The centroid and frequency separation become $\delta_s = \frac{\delta_1 + \delta_2}{2}$ and $\delta_r = -\omega_r$. Assuming $\delta_s \ll 1$, the effective accumulated phase is

$$\phi_{\omega_r} \approx \frac{(A_2 - A_1)t \sin(\omega_r t)}{\pi^2}. \quad (26)$$

We can derive the environmental state and the QFI by making the same observation about the phase,

$$\sigma_{\phi_{\omega_r}}^2 = \frac{32\sigma^2 t^2 (\omega_r^2 t^2 + 4\pi^2) \sin^2(\frac{\omega_r t}{2})}{(\pi\omega_r^2 t^2 - 4\pi^3)^2} \quad (27)$$

$$\approx \frac{8\sigma^2 t^2 \sin^2(\frac{\omega_r t}{2})}{\pi^4}, \quad (28)$$

$$J_{\omega_r} = \frac{t^2}{2 \tan^2(\omega_r t/2)} \approx \frac{2}{\omega_r^2}. \quad (29)$$

Surprisingly, both σ and t (to first order) disappear from the optimality bound. Previously, it was found in [15] that for qubit probe states, the QFI is independent of ω_r , and we have found that the QFI is in fact inversely proportional to the separation parameter, suggesting that the smaller ω_r , the better it can be estimated. This agrees with the intuition from the single-qubit case [25] that this advantage comes from the fact that quantum projection noise vanishes as the state approaches an eigenstate. Thus, while the signal decreases, so does the noise on the measurement. It is important to note that in principle, infinitely many qubits and a collective measurement would be needed to saturate this bound.

For $\rho_1 = |+\rangle\langle+|$, the off-diagonal component evolves as $\gamma_1 = \exp[-4\sigma^2 t^4 \omega_r^2 / \pi^4]$, and the QFI is then,

$$J_{\omega_r}(\rho_1) = \frac{64\sigma^4 t^8 \omega_r^2}{\pi^8 \left(e^{\frac{8\sigma^2 t^4 \omega_r^2}{\pi^4}} - 1 \right)} \approx \frac{8\sigma^2 t^4}{\pi^4}, \quad (30)$$

reproducing the result of [15]. If the GHZ state is used, there will be a factor of N in the phase term, leading to a QFI of,

$$J_{\omega_r}(\rho_N) = \frac{64N^4 \sigma^4 t^8 \omega_r^2}{\pi^8 \left(e^{\frac{8N^2 \sigma^2 t^4 \omega_r^2}{\pi^4}} - 1 \right)} \approx \frac{8N^2 \sigma^2 t^4}{\pi^4}. \quad (31)$$

In the small bandwidth limit, $\omega_r t \ll 1$, $J_{\omega_r}(\rho_N)/J_{\omega_r}(\rho_1) = N^2$ which is the expected Heisenberg scaling. In Fig. 3 we show the QFI of the spin number-superposition state as a function of d , as well as different GHZ states for different N .

For all the parameters of interest, the optimal measurements are the same: for the spin number-superposition state, the optimal measurement would be a projective measurement onto the equivalent Fourier basis:

$$|u_k\rangle = \frac{1}{\sqrt{d+1}} \sum_{n=0}^d e^{-2\pi i k n / (d+1)} |D_n^d\rangle, \quad (32)$$

For the GHZ state, optimal measurement is a projection onto the basis $\frac{1}{\sqrt{2}}(|0\rangle^{\otimes N} \pm |1\rangle^{\otimes N})$.

III. DISCUSSIONS AND CONCLUSION

We have determined the ultimate precision bound in estimating stochastic AC signal frequencies. We have also shown that this bound is attained by multi-qubit states, such as spin number-superposition state. We have also shown that entanglement is useful in the form of N -qubit GHZ state, achieving N^2 Heisenberg scaling in the low bandwidth regime. By framing frequency estimation as a dephasing parameter estimation problem within quantum channels, we derived precise quantum Fisher information bounds for estimating frequency centroids and separations. Notably, the use of GHZ states in the low-bandwidth regime achieves Heisenberg scaling, underscoring the advantage of entanglement in quantum sensing. Our findings could be easily extended to multi-frequency signals and establish a foundational framework for applying quantum metrology in AC signal processing tasks.

IV. DATA AVAILABILITY

The Matlab and Python codes used to produce the figures are available from ZH upon reasonable request.

ACKNOWLEDGMENTS

We thank Mark Wilde and Gavin Brennen for insightful discussions. AD is supported through Sydney Quantum Academy (SQA) primary PhD scholarship. ZH is supported by an ARC DECRA Fellowship (DE230100144) ‘‘Quantum-enabled super-resolution imaging’’. CL is supported by the European Union — Next Generation EU, through projects PE0000023-NQSTI and MUR PRIN 2022 ‘‘QUEXO’’ (CUP:D53D23002850006).

-
- [1] Vittorio Giovannetti, Seth Lloyd, and Lorenzo Maccone. Quantum metrology. *Physical review letters*, 96(1):010401, 2006.
- [2] Vittorio Giovannetti, Seth Lloyd, and Lorenzo Maccone. Quantum-enhanced measurements: beating the standard quantum limit. *Science*, 306(5700):1330–1336, 2004.
- [3] Vittorio Giovannetti, Seth Lloyd, and Lorenzo Maccone. Advances in quantum metrology. *Nature photonics*, 5(4):222–229, 2011.
- [4] Alexander Aeppli, Kyungtae Kim, William Warfield, Marianna S. Safronova, and Jun Ye. Clock with 8×10^{-19} Systematic Uncertainty. *Phys. Rev. Lett.*, 133(2):023401, July 2024.
- [5] LIGO O4 Detector Collaboration. Broadband Quantum Enhancement of the LIGO Detectors with Frequency-Dependent Squeezing. *Phys. Rev. X*, 13(4):041021, October 2023.
- [6] Jun Ye and Peter Zoller. Essay: Quantum Sensing with Atomic, Molecular, and Optical Platforms for Fundamental Physics. *Phys. Rev. Lett.*, 132(19):190001, May 2024.
- [7] Eun Oh, Maxwell D. Gregoire, Adam T. Black, K. Jeremy Hughes, Paul D. Kunz, Michael Larsen, Jean Lautier-Gaud, Jongmin Lee, Peter D. D. Schwindt, Sara L. Mouradian, Frank A. Narducci, and Charles A. Sackett. Perspective on Quantum Sensors from Basic Research to Commercial Applications. *AIAA Journal*, September 2024.
- [8] C. L. Degen, F. Reinhard, and P. Cappellaro. Quantum sensing. *Rev. Mod. Phys.*, 89:035002, Jul 2017.
- [9] CL Degen. Scanning magnetic field microscope with a diamond single-spin sensor. *Applied Physics Letters*, 92(24), 2008.
- [10] Jacob M Taylor, Paola Cappellaro, Lilian Childress, Liang Jiang, Dmitry Budker, PR Hemmer, Amir Yacoby, Ronald Walsworth, and MD Lukin. High-sensitivity diamond magnetometer with nanoscale resolution. *Nature Physics*, 4(10):810–816, 2008.
- [11] Tohru Tanaka, Paul Knott, Yuichiro Matsuzaki, Shane Dooley, Hiroshi Yamaguchi, William J. Munro, and Shiro Saito. Proposed robust entanglement-based magnetic field sensor beyond the standard quantum limit. *Phys. Rev. Lett.*, 115:170801, Oct 2015.
- [12] Sanah Altenburg, Michał Oszmaniec, Sabine Wölk, and Otfried Gühne. Estimation of gradients in quantum metrology. *Phys. Rev. A*, 96:042319, Oct 2017.
- [13] Cristian Bonato, Machiel S Blok, Hossein T Dinani, Dominic W Berry, Matthew L Markham, Daniel J Twitchen, and Ronald Hanson. Optimized quantum sensing with a single electron spin using real-time adaptive measurements. *Nature nanotechnology*, 11(3):247–252, 2016.
- [14] Jonathan A Jones, Steven D Karlen, Joseph Fitzsimons, Arzhang Ardavan, Simon C Benjamin, G Andrew D Briggs, and John JL Morton. Magnetic field sensing beyond the standard quantum limit using 10-spin noon states. *science*, 324(5931):1166–1168, 2009.
- [15] T. Gefen, A. Rotem, and A. Retzker. Overcoming resolution limits with quantum sensing. *Nature Communications*, 10(1):4992, 2019.
- [16] Claudio Bonizzoni, Alberto Ghirri, Fabio Santanni, and Marco Affronte. Quantum sensing of magnetic fields with molecular spins. *npj Quantum Information*, 10(1):41, 2024.
- [17] Guoqing Wang, Yi-Xiang Liu, Jennifer M. Schloss, Scott T. Alsid, Danielle A. Braje, and Paola Cappellaro. Sensing of arbitrary-frequency fields using a quantum mixer. *Phys. Rev. X*, 12:021061, Jun 2022.
- [18] Fernando Iemini, Rosario Fazio, and Anna Sanpera. Floquet time crystals as quantum sensors of ac fields. *Phys. Rev. A*, 109:L050203, May 2024.
- [19] F. Wolf and P. O. Schmidt. Quantum sensing of oscillating electric fields with trapped ions. *Measurement: Sensors*, 18:100271, 2021.
- [20] John F. Barry, Jennifer M. Schloss, Erik Bauch, Matthew J. Turner, Connor A. Hart, Linh M. Pham, and Ronald L. Walsworth. Sensitivity optimization for NV-diamond magnetometry. *Rev. Mod. Phys.*, 92(1):015004, March 2020.
- [21] Colin D. Bruzewicz, John Chiaverini, Robert McConnell, and Jeremy M. Sage. Trapped-ion quantum computing: Progress and challenges. *Appl. Phys. Rev.*, 6(2), June 2019.
- [22] C. S. Adams, J. D. Pritchard, and J. P. Shaffer. Rydberg atom quantum technologies. *J. Phys. B: At. Mol. Opt. Phys.*, 53(1):012002, December 2019.
- [23] Guido Burkard, Thaddeus D Ladd, Andrew Pan, John M Nichol, and Jason R Petta. Semiconductor spin qubits. *Reviews of Modern Physics*, 95(2):025003, 2023.
- [24] Shengshi Pang and Andrew N Jordan. Optimal adaptive control for quantum metrology with time-dependent hamiltonians. *Nature communications*, 8(1):14695, 2017.
- [25] Sara L. Mouradian, Neil Glikin, Eli Megidish, Kai-Isaak Ellers, and Hartmut Haeflner. Quantum sensing of intermittent stochastic signals. *Phys. Rev. A*, 103:032419, Mar 2021.
- [26] M. Tsang, R. Nair, and X.-M. Lu. Quantum theory of superresolution for two incoherent optical point sources. *Phys. Rev. X*, 6:031033, Aug 2016.
- [27] Samuel L. Braunstein and Carlton M. Caves. Statistical distance and the geometry of quantum states. *Phys. Rev. Lett.*, 72:3439–3443, May 1994.
- [28] IR Afnan, R Banerjee, Samuel L Braunstein, I Brevik, Carlton M Caves, B Chakraborty, Ephraim Fischbach, Lee Lindblom, GJ Milburn, SD Odintsov, et al. article no. 0048. *Ann. Phys.*, 247:447, 1996.
- [29] Vishal Katariya and Mark M. Wilde. Geometric distinguishability measures limit quantum channel estimation and discrimination. *Quantum Information Processing*, 20(2):78, 2021.
- [30] Zixin Huang, Ludovico Lami, and Mark M. Wilde. Exact quantum sensing limits for bosonic dephasing channels. *PRX Quantum*, 5:020354, Jun 2024.
- [31] Masahito Hayashi. *Quantum Information: An Introduction*. Springer, 2006.
- [32] Armin Uhlmann. The “transition probability” in the state space of a *-algebra. *Reports on Mathematical Physics*, 9(2):273–279, 1976.
- [33] Fortunato Tito Arecchi, Eric Courtens, Robert Gilmore, and Harry Thomas. Atomic coherent states in quantum optics. *Physical Review A*, 6(6):2211, 1972.

[34] Fedor Jelezko and Jörg Wrachtrup. Single defect centres in diamond: A review. *physica status solidi (a)*, 203(13):3207–3225, 2006.

[35] Dietrich Leibfried, Rainer Blatt, Christopher Monroe, and David Wineland. Quantum dynamics of single trapped ions. *Reviews of Modern Physics*, 75(1):281, 2003.

Appendix A: Effective Hamiltonian

1. Single frequency

Firstly, for a single frequency signal, we reproduce in detail the derivation of the effective Hamiltonian

$$H_{\text{eff}} \approx \frac{2}{\pi} (A \cos[(\delta t)] + B \sin[\delta t]) \sigma_z. \quad (\text{A1})$$

The convention we use here is that for the Pauli-z operator

$$\sigma_z = \begin{pmatrix} 1 & 0 \\ 0 & -1 \end{pmatrix}, \quad e^{-i\phi\sigma_z} = \begin{pmatrix} e^{-i\phi} & 0 \\ 0 & e^{i\phi} \end{pmatrix}. \quad (\text{A2})$$

We start from

$$H(t) = [A \sin(\omega t) + B \cos(\omega t)] h(t) \sigma_z, \quad (\text{A3})$$

$h(t)$ is a time dependent sequence applied to manipulate the system. The Hamiltonian describes a qubit interacting with a time-varying electromagnetic field in the interaction picture. One goes into the interaction picture by applying $U = e^{-i\frac{Z}{2}\omega t}$, which absorbs the bare qubit part. The interaction part remains same as it commutes with U .

$$U(t)^\dagger H(t) U(t) = H(t). \quad (\text{A4})$$

Now, the phase accumulated by the sensor depends on the driving frequency ω , time t , and how frequently the π pulses are being applied is τ .

From the Hamiltonian $H(t)$ it is evident that the time dependent parts are $A \sin(\omega t)$ and $B \cos(\omega t)$. These two terms are responsible for the phase accumulation. We know that $\cos(\omega t)$ and $\sin(\omega t)$ are the real and imaginary part of an exponential, which is a function of ω and t : $e^{-i\omega t}$. Hence, one can write the phase as,

$$\phi = A \text{Im}(\Phi) + B \text{Re}(\Phi), \quad \Phi = \sum_{n=0}^{N-1} \int_{n\tau}^{(n+1)\tau} e^{i\omega t} (-1)^n dt. \quad (\text{A5})$$

The integration part gives us the phase accumulation for a time τ and summation goes over the number of applied pulse sequences, given by N here. $(-1)^n$ factor arises in the equation as $e^{im\pi} = -1$ when $m = 1, 3, 5, 7, \dots$ and $e^{im\pi} = 1$ when $m = 0, 2, 4, 6, \dots$. The above equation gives us the amount of phase accumulation after application of N number of pulse sequence in interval of τ .

Let us first solve the integration and the summation of the Eq.[A5]. The integration;

$$\begin{aligned} \int_{n\tau}^{(n+1)\tau} e^{i\omega t} (-1)^n dt &= (-1)^n \frac{e^{i\omega(n+1)\tau} - e^{i\omega n\tau}}{i\omega} \\ &= (-1)^n e^{i\omega n\tau} \frac{e^{i\omega\tau} - 1}{i\omega}. \end{aligned} \quad (\text{A6})$$

Hence,

$$\begin{aligned}
\Phi &= \sum_{n=0}^{N-1} (-1)^n e^{i\omega n\tau} \frac{e^{i\omega\tau} - 1}{i\omega} = \frac{e^{i\omega\tau} - 1}{i\omega} \sum_{n=0}^{N-1} (-1)^n e^{i\omega n\tau} \\
&= \frac{e^{i\omega\tau} - 1}{i\omega} \sum_{n=0}^{N-1} e^{in\pi} e^{i\omega n\tau} \\
&= \frac{e^{i\omega\tau} - 1}{i\omega} \sum_{n=0}^{N-1} e^{in(\omega\tau+\pi)}
\end{aligned} \tag{A7}$$

The summation $\sum_{n=0}^{N-1} e^{in(\omega\tau+\pi)} = 1 + e^{i(\omega\tau+\pi)} + e^{2i(\omega\tau+\pi)} + e^{3i(\omega\tau+\pi)} + \dots + e^{(N-1)i(\omega\tau+\pi)}$. This is a geometric series with increment by a factor $e^{i(\omega\tau+\pi)}$. Now, by using the summation formula for the geometric series, we can write this summation as,

$$\begin{aligned}
\sum_{n=0}^{N-1} e^{in(\omega\tau+\pi)} &= 1 + e^{i(\omega\tau+\pi)} + e^{2i(\omega\tau+\pi)} + \dots + e^{(N-1)i(\omega\tau+\pi)} \\
&= \frac{1 - e^{iN(\omega\tau+\pi)}}{1 - e^{i(\omega\tau+\pi)}} \\
&= \frac{1 - e^{iN(\omega\tau+\pi)}}{1 + e^{i\omega\tau}} \quad \text{as } e^{i\pi} = -1.
\end{aligned} \tag{A8}$$

Then, Eq. (A7) becomes

$$\Phi = \frac{1 - e^{iN(\omega\tau+\pi)}}{1 + e^{i\omega\tau}} \frac{e^{i\omega\tau} - 1}{i\omega}. \tag{A9}$$

Let us write down the above expression as:

$$1 - e^{iN(\omega\tau+\pi)} = 1 - e^{i\theta},$$

where $\theta = N(\omega\tau + \pi)$.

$$\begin{aligned}
e^{i\theta} - 1 &= e^{i\frac{\theta}{2}} \cdot e^{i\frac{\theta}{2}} - 1 \\
&= \left(\cos \frac{\theta}{2} + i \sin \frac{\theta}{2} \right) \left(\cos \frac{\theta}{2} + i \sin \frac{\theta}{2} \right) - 1 \\
&= 2i \sin \frac{\theta}{2} \cos \frac{\theta}{2} - \sin^2 \frac{\theta}{2} + \cos^2 \frac{\theta}{2} - 1 \\
&= 2i \sin \frac{\theta}{2} \cos \frac{\theta}{2} - \sin^2 \frac{\theta}{2} - \left(1 - \cos^2 \frac{\theta}{2} \right) \\
&= 2i \sin \frac{\theta}{2} \cos \frac{\theta}{2} - 2 \sin^2 \frac{\theta}{2} \\
&= 2i \sin \frac{\theta}{2} \left(\cos \frac{\theta}{2} + i \sin \frac{\theta}{2} \right) \\
&= 2i \sin \frac{\theta}{2} e^{i\frac{\theta}{2}}.
\end{aligned} \tag{A10}$$

Next, we have,

$$\begin{aligned}
\frac{e^{i\omega\tau} - 1}{i\omega(1 + e^{i\omega\tau})} &= \frac{\cos(\omega\tau) + i \sin(\omega\tau) - 1}{1 + \cos(\omega\tau) + \sin(\omega\tau)(i\omega)} \\
&= \frac{-2 \sin^2(\frac{\omega\tau}{2}) + 2i \sin(\frac{\omega\tau}{2}) \cos(\frac{\omega\tau}{2})}{(2 \cos^2(\frac{\omega\tau}{2}) + 2i \sin(\frac{\omega\tau}{2}) \cos(\frac{\omega\tau}{2}))(i\omega)} \\
&= \frac{\sin(\frac{\omega\tau}{2})(2i \cos(\frac{\omega\tau}{2}) - 2 \sin(\frac{\omega\tau}{2}))}{\omega \cos(\frac{\omega\tau}{2})(2i \cos(\frac{\omega\tau}{2}) - 2 \sin(\frac{\omega\tau}{2}))} \\
&= \frac{\sin(\frac{\omega\tau}{2})}{\omega \cos(\frac{\omega\tau}{2})}.
\end{aligned} \tag{A11}$$

Using these trigonometric manipulation we have,

$$\Phi = -2ie^{i\frac{N}{2}(\omega\tau + \pi)} \sin\left(N\frac{\omega\tau}{2} + N\frac{\pi}{2}\right) \frac{\sin(\frac{\omega\tau}{2})}{\omega \cos(\frac{\omega\tau}{2})}. \tag{A12}$$

Now, from the above equation,

$$\begin{aligned}
\text{Re}(\Phi) &= 2 \sin^2\left(N\frac{\omega\tau}{2} + N\frac{\pi}{2}\right) \frac{\sin(\frac{\omega\tau}{2})}{\omega \cos(\frac{\omega\tau}{2})} \\
&= (1 - \cos(\omega t + N\pi)) \frac{\sin(\frac{\omega\tau}{2})}{\omega \cos(\frac{\omega\tau}{2})},
\end{aligned} \tag{A13}$$

and

$$\begin{aligned}
\text{Im}(\Phi) &= -2 \cos\left(N\frac{\omega\tau}{2} + N\frac{\pi}{2}\right) \sin\left(N\frac{\omega\tau}{2} + N\frac{\pi}{2}\right) \frac{\sin(\frac{\omega\tau}{2})}{\omega \cos(\frac{\omega\tau}{2})} \\
&= -\sin(\omega t + N\pi) \frac{\sin(\frac{\omega\tau}{2})}{\omega \cos(\frac{\omega\tau}{2})},
\end{aligned} \tag{A14}$$

We used $N\tau = t$.

Now, since π pulses are being applied, we we also need to consider the phase accumulation due to these pulse. The unitary operator for a single π pulse is $e^{-i\frac{\pi}{2}\sigma_z}$. The π is the control pulse one applies with a frequency $\omega + \delta$, meaning a π pulse is applied at every $\frac{\pi}{\omega + \delta}$. Here δ is referred as the detuning. So, $\omega t = \omega N \frac{\pi}{\omega + \delta} \implies \omega t = N\pi - \delta t$. Notice here that $\frac{\pi}{\omega} = \tau$, and δ is accumulation due to evolution in between the time of period τ . Hence we can then write,

$$\text{Re}(\Phi) = (1 - \cos(2N\pi - \delta t)) \frac{\tan(\frac{\omega\tau}{2})}{\omega} = (1 - \cos(\delta t)) \frac{\tan(\frac{\omega\tau}{2})}{\omega}, \tag{A15}$$

and

$$\text{Im}(\Phi) = -\sin(2N\pi - \delta t) \frac{\tan(\frac{\omega\tau}{2})}{\omega} = \sin(\delta t) \frac{\tan(\frac{\omega\tau}{2})}{\omega}. \tag{A16}$$

Total accumulated phase is then,

$$\phi = A \sin(\delta t) \frac{\tan(\frac{\omega\tau}{2})}{\omega} + B(1 - \cos(\delta t)) \frac{\tan(\frac{\omega\tau}{2})}{\omega}. \tag{A17}$$

Now, it is to be observed that the above phase can be achieved by an effective Hamiltonian,

$$H_{\text{eff}}(t) = \tan\left(\frac{\omega\tau}{2}\right) \frac{\delta}{\omega} [A \cos(\delta t) + B \sin(\delta t)]. \tag{A18}$$

To see the phase accumulated under the above Hamiltonian, we have

$$\phi = \exp\left[-i \int_0^t dt H_{\text{eff}}(t)\right]. \tag{A19}$$

The integration in the exponential results:

$$\begin{aligned} \int_0^t dt H_{\text{eff}}(t) &= \tan\left(\frac{\omega\tau}{2}\right) \frac{\delta}{\omega} \left[\frac{A}{\delta} \sin(\delta t) + \frac{B}{\delta} (1 - \cos(\delta t)) \right] \\ &= \frac{\tan(\frac{\omega\tau}{2})}{\omega} [A \sin(\delta t) + B(1 - \cos(\delta t))], \end{aligned} \quad (\text{A20})$$

which is the exact phase we got in the Eq.[A17].

Now, for $\delta \ll \omega$, we can write,

$$\tan\left(\frac{\omega\tau}{2}\right) \left(\frac{\delta}{\omega}\right) = \tan\left(\frac{\pi}{2(1+\frac{\delta}{\omega})}\right) \left(\frac{\delta}{\omega}\right). \quad (\text{A21})$$

We can apply l'Hospital's rule to simplify the above equation for the limit $\frac{\delta}{\omega} \rightarrow 0$. Let us write $\frac{\delta}{\omega} = x$, then,

$$\begin{aligned} \lim_{x \rightarrow 0} \tan\left(\frac{\pi}{2(1+x)}\right) x &= \lim_{x \rightarrow 0} \frac{x}{\cot\left(\frac{\pi}{2(1+x)}\right)} \\ &= \lim_{x \rightarrow 0} \frac{1}{-\csc^2\left(\frac{\pi}{2(1+x)}\right) \times \left(\frac{\pi}{2} - \frac{1}{(1+x)^2}\right)} \\ &= \frac{1}{\frac{\pi}{2}} = \frac{2}{\pi}. \end{aligned} \quad (\text{A22})$$

Finally, the effective Hamiltonian is:

$$H_{\text{eff}}(t) \approx \frac{2}{\pi} [A \cos(\delta t) + B \sin(\delta t)] \sigma_z. \quad (\text{A23})$$

and the accumulated phase is

$$\phi = \frac{2}{\pi} \frac{(A \sin(\delta t) + B(1 - \cos[\delta t]))}{\delta} \quad (\text{A24})$$

Compare this to without control:

$$\phi = \frac{A(1 - \cos(\omega t)) + B \sin(\omega t)}{\omega}. \quad (\text{A25})$$

2. Two frequencies

Let us first begin by defining two parameters,

$$\omega_r = \frac{\omega_1 - \omega_2}{2}, \quad \omega_s = \frac{\omega_1 + \omega_2}{2}, \quad (\text{A26})$$

such that $\omega_1 = \omega_r + \omega_s$ and $\omega_2 = \omega_s - \omega_r$. Now, the two-frequency Hamiltonian is

$$H(t) = [A_1 \sin(\omega_1 t) + B_1 \cos(\omega_1 t) + A_2 \sin(\omega_2 t) + B_2 \cos(\omega_2 t)] \sigma_z. \quad (\text{A27})$$

Without additional control, the natural phase accumulation $\phi_{A,B}$ is given by,

$$\phi = \sum_{i=1,2} \frac{A_i}{\omega_i} \sin(\omega_i t) + \frac{B_i}{\omega_i} (1 - \cos(\omega_i t)). \quad (\text{A28})$$

The above equation for two different frequencies can be expressed as,

$$\begin{aligned}\phi &= \frac{A_1}{(\omega_r + \omega_s)} \sin((\omega_r + \omega_s)t) + \frac{A_2}{(\omega_s - \omega_r)} \sin((\omega_s - \omega_r)t) \\ &+ \frac{B_1}{(\omega_r + \omega_s)} (1 - \cos((\omega_r + \omega_s)t)) \\ &+ \frac{B_2}{(\omega_s - \omega_r)} (1 - \cos((\omega_s - \omega_r)t)),\end{aligned}\quad (\text{A29})$$

The above expression can be written as by a suitably tuning the time t , such that $\omega_s t = 2\pi n$,

$$\phi \approx \frac{A_1}{\omega_s} \sin(\omega_r t) - \frac{A_2}{\omega_s} \sin(\omega_r t). \quad (\text{A30})$$

The only problem with the above expression is the presence of ω_s in the denominator, which can be large.

We now use the quantum control, where the control has frequency $(\omega_s + \delta_s)$, we define

$$\omega_s = (\omega_1 + \omega_2)/2 \quad (\text{A31})$$

$$\delta_s = (\delta_1 + \delta_2) \quad (\text{A32})$$

$$\delta_r = (\omega_2 - \omega_1)/2 = -\omega_r \quad (\text{A33})$$

The detunings δ_1 and δ_2 are such that $(\omega_1 + \delta_1)t = \pi$ and $(\omega_2 + \delta_2)t = \pi$. Then $(\omega_1 + \delta_1)t + (\omega_2 + \delta_2)t = 2\pi \Rightarrow \left[\frac{\omega_1 + \omega_2}{2} + \frac{\delta_1 + \delta_2}{2} \right] t = \pi \Rightarrow (\omega_s + \delta_s)t = \pi$.

$$\begin{aligned}H_{\text{eff}}(t) &= \frac{2}{\pi} (A_1 \cos[(\delta_s + \delta_r)t] + B_1 \sin[(\delta_s + \delta_r)t] + \\ &A_2 \cos[(\delta_s - \delta_r)t] + B_2 \sin[(\delta_s - \delta_r)t]) \sigma_z\end{aligned}\quad (\text{A34})$$

The phase accumulation for H_{eff} can be similarly written as $\phi = \int_{t'=0}^t dt' H_{\text{eff}}(t')$

$$\begin{aligned}\phi &= \frac{2}{\pi} \left[\frac{1}{(\delta_r + \delta_s)} (A_1 \sin((\delta_s + \delta_r)t) + B_1(1 - \cos((\delta_r + \delta_s)t)) \right. \\ &\left. + \frac{1}{(\delta_s - \delta_r)} (A_2 \sin((\delta_s - \delta_r)t) + B_2(1 - \cos((\delta_s - \delta_r)t)) \right].\end{aligned}\quad (\text{A35})$$

After evolution of the effective Hamiltonian, the centroid ω_s is shifted to $\delta_s = (\delta_1 + \delta_2)/2$.

To validate the super-resolution condition, we need to have vanishing p , for which we tune up $\delta_s t = 2\pi n$. Hence the optimal strategy becomes, $\delta_s t = \pm 2\pi$, or $\delta_s = \frac{\pm 2\pi}{t}$. With this the phase ϕ becomes,

$$\begin{aligned}\phi &= \frac{2}{\pi} \left[\frac{1}{(\delta_r + \delta_s)} (A_1 \sin(\delta_r t) + B_1(1 - \cos(\delta_r t))) \right. \\ &\left. + \frac{1}{(\delta_s - \delta_r)} (-A_2 \sin(\delta_r t) + B_2(1 - \cos(\delta_r t))) \right]\end{aligned}\quad (\text{A36})$$

In the limit that $\delta_r \ll \delta_s$, we keep δ_r to within first order, the accumulated phase is then approximately

$$\phi \approx \frac{(A_2 - A_1)t \sin(\omega_r t)}{\pi^2} \quad (\text{A37})$$

The off-diagonal elements can be computed analytically, where

$$\begin{aligned}\int d\phi q(\phi) e^{-i2\phi} &= e^{-\frac{4\sigma^2 t^2 \sin^2(\omega_r t)}{\pi^4}}, \\ \int d\phi q(\phi) e^{-iN2\phi} &= e^{-\frac{4N^2 \sigma^2 t^2 \sin^2(\omega_r t)}{\pi^4}}.\end{aligned}\quad (\text{A38})$$

Appendix B: Optimality

Firstly, note that under the Hamiltonians being considered, a single qubit will evolve as

$$\rho = \int d\phi q(\phi) U_\phi \rho_0 U_\phi^\dagger \quad (\text{B1})$$

where $q(\phi)$ is the probability distribution for ϕ and the unitary is generated by the Hamiltonian H . The unitary is $U_\phi = e^{-i\phi\sigma_z}$.

Now, for multiple qubits, what we have is indeed a correlated (global) dephasing channel since all the qubits are in the same field. For an initial state ρ_N consisting of N qubits, this can be modelled as

$$\rho_N \rightarrow \int d\phi q(\phi) U_\phi^{\otimes N} \rho_N U_\phi^{\dagger \otimes N}. \quad (\text{B2})$$

The channel \mathcal{E} acts on a density matrix ρ as ,

$$\mathcal{E}_N(\rho) \rightarrow \int d\phi q(\phi) \exp\left(-i\phi \sum_k^N \sigma_{z,k}\right) \rho \exp\left(i\phi \sum_k^N \sigma_{z,k}\right). \quad (\text{B3})$$

We can define an environmental state σ_ω

$$\sigma_\omega := \int_{-\pi}^{\pi} d\phi q(\phi) |\phi\rangle \langle\phi| \quad (\text{B4})$$

here $\{|\phi\rangle\}_\phi$ can be seen as an orthogonal basis for the phase ϕ . Then, \mathcal{E}_N decomposes as

$$\begin{aligned} \mathcal{E}_N &= \mathcal{G}(\rho \otimes \sigma_\omega) \\ \mathcal{G}(\rho_1 \otimes \rho_2) &= \int_{-\pi}^{\pi} d\phi' \exp\left(i\phi' \sum_k^N \sigma_{z,k}\right) \rho_1 \exp\left(-i\phi' \sum_k^N \sigma_{z,k}\right) \text{Tr}[|\phi'\rangle \langle\phi'| \rho_2] \end{aligned} \quad (\text{B5})$$

The environment state σ_ω is appended to the input state ρ , while \mathcal{G} measures σ_ω , and, based on the measured phase ϕ , applies the unitary phase operator to ρ .

We now proceed to calculate the environmental states.

1. Single-frequency

The phase acquired is given by the formula:

$$\phi = \frac{A}{\omega} \sin(\omega t) + \frac{B}{\omega} (1 - \cos(\omega t)). \quad (\text{B6})$$

a. Method 1

Since A and B are Gaussian random variables, ϕ_ω is a Gaussian variable too. It has zero mean and variance

$$\sigma_\phi^2 = \frac{\sigma^2}{\omega^2} \sin^2(\omega t) + \frac{\sigma^2}{\omega^2} (1 - \cos(\omega t))^2 \quad (\text{B7})$$

$$= \frac{2\sigma^2}{\omega^2} (1 - \cos(\omega t)). \quad (\text{B8})$$

Therefore,

$$\sigma_\omega = \int_{-\infty}^{\infty} d\phi q(\phi) |\phi\rangle \langle\phi|, \quad q(\phi) = \frac{1}{\sqrt{2\pi\sigma_\phi^2}} e^{-\phi^2/2\sigma_\phi^2}. \quad (\text{B9})$$

From σ_ω we can compute the QFI of ω

$$J(\sigma_\omega) = \frac{2\sqrt{2} \sin^5\left(\frac{\omega t}{2}\right) (\omega t \sin(\omega t) + 2 \cos(\omega t) - 2)^2}{\omega^2 (1 - \cos(\omega t))^{9/2}} \quad (\text{B10})$$

b. Method 2

Method 1 is suitable for probability distributions where the parameter has zero mean. Here we present another method that will also work for non-zero mean parameters, albeit more complex. First, we need the property of the Dirac delta function under a change of variables:

$$\delta(x) = \delta(f(x)) \frac{df}{dx}. \quad (\text{B11})$$

We know the relation between the parameters A , B and ω :

$$\phi_\omega(A, B) = \frac{A}{\omega} \sin(\omega t) + \frac{B}{\omega} (1 - \cos(\omega t)). \quad (\text{B12})$$

Making B the subject, from which we obtain

$$B_\omega(A, \phi) = \frac{\omega\phi - A \sin(\omega t)}{1 - \cos(\omega t)} \quad (\text{B13})$$

and

$$\frac{\partial B_\omega}{\partial \phi} = \frac{\omega}{1 - \cos(\omega t)}. \quad (\text{B14})$$

In our calculations, we start from a probability density distribution for the parameters A and B :

$$P(A, B) = (2\pi\sigma^2)^{-1} e^{-\frac{A^2+B^2}{2\sigma^2}}. \quad (\text{B15})$$

Combining this and Eq. (B12) we can write the probability density distribution for the parameter ϕ :

$$P_\omega(\phi) = \int dA \int dB P(A, B) \delta(\phi - \phi_\omega(A, B)). \quad (\text{B16})$$

Now we apply the property of the Dirac delta function to make a change of variable from ϕ to B . From

$$\delta(\phi - \phi_\omega(A, B)) = \delta(B - B_\omega(A, \phi)) \frac{\partial B_\omega}{\partial \phi} \quad (\text{B17})$$

we obtain

$$P_\omega(\phi) = \int dA \int dB P(A, B) \delta(B - B_\omega(A, \phi)) \frac{\partial B_\omega}{\partial \phi} \quad (\text{B18})$$

$$= \int dA P(A, B_\omega(A, \phi)) \frac{\partial B_\omega}{\partial \phi} \quad (\text{B19})$$

$$= \frac{(2\pi\sigma^2)^{-1}\omega}{1 - \cos(\omega t)} \int dA e^{-\frac{A^2+B_\omega(A, \phi)^2}{2\sigma^2}} \quad (\text{B20})$$

$$= \frac{(2\pi\sigma^2)^{-1}\omega}{1 - \cos(\omega t)} \int dA \exp \left[-\frac{A^2 + \frac{(\omega\phi - A \sin(\omega t))^2}{(1 - \cos(\omega t))^2}}{2\sigma^2} \right] \quad (\text{B21})$$

$$= \frac{(2\pi\sigma^2)^{-1}\omega}{1 - \cos(\omega t)} \int dA \exp \left[-\frac{A^2 (1 - \cos(\omega t))^2 + (\omega\phi - A \sin(\omega t))^2}{2\sigma^2 (1 - \cos(\omega t))^2} \right] \quad (\text{B22})$$

$$= \frac{(2\pi\sigma^2)^{-1}\omega}{1 - \cos(\omega t)} \int dA \exp \left[-\frac{2A^2 (1 - \cos(\omega t)) + (\omega\phi)^2 - 2A\omega\phi \sin(\omega t)}{2\sigma^2 (1 - \cos(\omega t))^2} \right] \quad (\text{B23})$$

$$= \frac{(2\pi\sigma^2)^{-1}\omega}{1 - \cos(\omega t)} \exp \left[-\frac{(\omega\phi)^2}{2\sigma^2 (1 - \cos(\omega t))^2} \right] \int dA \exp \left[-\frac{2A^2 (1 - \cos(\omega t)) - 2A\omega\phi \sin(\omega t)}{2\sigma^2 (1 - \cos(\omega t))^2} \right]. \quad (\text{B24})$$

Our goal is to compute the Fisher information of the continuous probability density distribution $P_\omega(\phi)$ for the estimation of ω .

The integral in Eq. (B24) is a Gaussian integral in A and can be computed exactly. The result is an explicit form for $P_\omega(\phi)$ that depends only on ω , t , and σ . We obtain

$$J = \int dA \exp \left[-\frac{2A^2(1 - \cos(\omega t)) - 2A\omega\phi \sin(\omega t)}{2\sigma^2(1 - \cos(\omega t))^2} \right] \quad (\text{B25})$$

$$= \exp \left[\frac{(\omega\phi)^2 \sin^2(\omega t) / [2(1 - \cos(\omega t))]}{2\sigma^2(1 - \cos(\omega t))^2} \right] \\ \times \int dA \exp \left[-\frac{2A^2(1 - \cos(\omega t)) - 2A\omega\phi \sin(\omega t) + (\omega\phi)^2 \sin^2(\omega t) / [2(1 - \cos(\omega t))]}{2\sigma^2(1 - \cos(\omega t))^2} \right] \quad (\text{B26})$$

$$= \exp \left[\frac{(\omega\phi)^2 \sin^2(\omega t) / [2(1 - \cos(\omega t))]}{2\sigma^2(1 - \cos(\omega t))^2} \right] \\ \times \int dA \exp \left[-\frac{\left[A\sqrt{2(1 - \cos(\omega t))} - (\omega\phi) \sin(\omega t) / \sqrt{2(1 - \cos(\omega t))} \right]^2}{2\sigma^2(1 - \cos(\omega t))^2} \right] \quad (\text{B27})$$

$$= \exp \left[\frac{(\omega\phi)^2 \sin^2(\omega t)}{4\sigma^2(1 - \cos(\omega t))^3} \right] \int dA \exp \left[-\frac{[A - (\omega\phi) \sin(\omega t) / [2(1 - \cos(\omega t))]]^2}{\sigma^2(1 - \cos(\omega t))} \right] \quad (\text{B28})$$

$$= \exp \left[\frac{(\omega\phi)^2 \sin^2(\omega t)}{4\sigma^2(1 - \cos(\omega t))^3} \right] \sqrt{\pi\sigma^2(1 - \cos(\omega t))}. \quad (\text{B29})$$

In conclusion,

$$P_\omega(\phi) = \frac{(2\pi\sigma^2)^{-1}\omega}{1 - \cos(\omega t)} \exp \left[-\frac{(\omega\phi)^2}{2\sigma^2(1 - \cos(\omega t))^2} \right] \exp \left[\frac{(\omega\phi)^2 \sin^2(\omega t)}{4\sigma^2(1 - \cos(\omega t))^3} \right] \sqrt{\pi\sigma^2(1 - \cos(\omega t))} \quad (\text{B30})$$

$$= \frac{\omega}{\sqrt{4\pi\sigma^2(1 - \cos(\omega t))}} \exp \left[-\frac{(\omega\phi)^2}{4\sigma^2(1 - \cos(\omega t))} \right]. \quad (\text{B31})$$

So, we can write

$$\sigma_\omega := \int_{-\infty}^{\infty} d\phi \frac{\omega}{\sqrt{4\pi\sigma^2(1 - \cos(\omega t))}} \exp \left[-\frac{(\omega\phi)^2}{4\sigma^2(1 - \cos(\omega t))} \right] |\phi\rangle \langle \phi| \quad (\text{B32})$$

Since this is the environmental state, it contains all the information obtainable about ω ; this gives the same result as method 1.

$$J_\omega = \int d\phi P_\omega(\phi) \left(\frac{\partial}{\partial \omega} \log[P_\omega(\phi)] \right)^2 \quad (\text{B33})$$

$$= \frac{2\sqrt{2}(\omega t \sin(\omega t) + 2 \cos(\omega t) - 2)^2}{\omega^2(1 - \cos(\omega t))^{9/2} \left| \csc\left(\frac{\omega t}{2}\right) \right|^5} \\ \approx \frac{t^4 \omega^2}{72} + \mathcal{O}(\omega^4) \quad (\text{B34})$$

2. Frequency separation

a. Method 1

$$\phi = \frac{2}{\pi} \left[\frac{1}{(\delta_r + \delta_s)} \left(A_1 \sin(\delta_r t) + B_1(1 - \cos(\delta_r t)) \right) + \frac{1}{(\delta_s - \delta_r)} \left(-A_2 \sin(\delta_r t) + B_2(1 - \cos(\delta_r t)) \right) \right] \quad (\text{B35})$$

Repeat the calculation above, the variance of (B35) is

$$\sigma_\phi^2 \approx \frac{8\sigma^2 t^2 \sin^2\left(\frac{\omega_r t}{2}\right)}{\pi^4} = \frac{8\sigma^2 t^2 \sin^2\left(\frac{\omega_r t}{2}\right)}{\pi^4} \quad (\text{B36})$$

$$J_{\omega_r} = \frac{1}{2} t^2 \frac{1}{\tan^2(\omega_r t/2)} \quad (\text{B37})$$

b. Method 2

Let us now follow a similar calculation in the case of differences in frequencies. The phase in this case reads as;

$$\phi_{\omega_r}(A_i, B_i) \approx \frac{A_1}{\omega_s} \sin(\omega_r t) - \frac{A_2}{\omega_s} \sin(\omega_r t). \quad (\text{B38})$$

We can make one of A_1 or A_2 as subject as,

$$A_{1\omega_r}(A_2, \phi) = A_2 + \frac{\phi \omega_s}{\sin(\omega_r t)}. \quad (\text{B39})$$

Now,

$$\frac{\partial A_1}{\partial \phi} = \frac{\omega_s}{\sin(\omega_r t)} \quad (\text{B40})$$

We start from a probability density distribution for the parameters A_1 and A_2 :

$$P(A_1, A_2) = (2\pi\sigma^2)^{-1} e^{-\frac{A_1^2 + A_2^2}{2\sigma^2}}. \quad (\text{B41})$$

Combining this and Eq. (D29) we can write the probability density distribution for the parameter ϕ :

$$P_{\omega_r}(\phi) = \int dA_1 \int dA_2 P(A_1, A_2) \delta(\phi - \phi_{\omega_r}(A_1, A_2)). \quad (\text{B42})$$

In the next step, we apply the properties of the Dirac delta function for a change of variable:

$$\delta(\phi - \phi_{\omega_r}(A_1, A_2)) = \delta(A_1 - A_{1\omega_r}(A_2, \phi)) \frac{\partial A_{1\omega_r}}{\partial \phi}. \quad (\text{B43})$$

Combining this with the probability distribution for the ϕ , we have

$$P_{\omega_r}(\phi) = \int dA_2 \int dA_1 P(A_1, A_2) \delta(A_1 - A_{1\omega_r}(A_2, \phi)) \frac{\partial A_{1\omega_r}}{\partial \phi} \quad (\text{B44})$$

$$= \int dA_2 P(A_2, A_{1\omega_r}(A_2, \phi)) \frac{\partial A_{1\omega_r}}{\partial \phi} \quad (\text{B45})$$

$$= \frac{(2\pi\sigma^2)^{-1} \omega_s}{\sin(\omega_r t)} \int dA_2 e^{-\frac{A_2^2 + (A_{1\omega_r}(A_2, \phi))^2}{2\sigma^2}} \quad (\text{B46})$$

$$= \frac{(2\pi\sigma^2)^{-1} \omega_s}{\sin(\omega_r t)} \int dA_2 e^{-\frac{A_2^2 + \left(A_2 + \frac{\phi \omega_s}{\sin(\omega_r t)}\right)^2}{2\sigma^2}} \quad (\text{B47})$$

$$= \frac{(2\pi\sigma^2)^{-1} \omega_s}{\sin(\omega_r t)} \int dA_2 \exp \left[-\frac{2A_2^2 \sin^2(\omega_r t) + 2A_2 \sin(\omega_r t) \phi \omega_s + \phi^2 \omega_s^2}{2\sigma^2 \sin^2(\omega_r t)} \right] \quad (\text{B48})$$

$$= \frac{(2\pi\sigma^2)^{-1} \omega_s}{\sin(\omega_r t)} \exp \left[-\frac{\phi^2 \omega_s^2}{2\sigma^2 \sin^2(\omega_r t)} \right] \int dA_2 \exp \left[-\frac{2A_2^2 \sin^2(\omega_r t) + 2A_2 \sin(\omega_r t) \phi \omega_s}{2\sigma^2 \sin^2(\omega_r t)} \right] \quad (\text{B49})$$

$$= \frac{1}{\sqrt{4\pi\sigma^2}} \frac{\omega_s}{\sin(\omega_r t)} \exp \left[-\frac{\phi^2 \omega_s^2 \csc^2(\omega_r t)}{4\sigma^2} \right] \quad (\text{B50})$$

So, we can write

$$\sigma_\omega := \int_{-\infty}^{\infty} d\phi \frac{1}{\sqrt{4\pi\sigma^2}} \frac{\omega_s}{\sin(\omega_r t)} \exp \left[-\frac{\phi^2 \omega_s^2 \csc^2(\omega_r t)}{4\sigma^2} \right] |\phi\rangle \langle\phi| \quad (\text{B51})$$

Since this is the environmental state, it contains all the information obtainable about ω_r ,

$$J_{\omega_r} = \int d\phi P_{\omega_r}(\phi) \left(\frac{\partial}{\partial \omega_r} \log[P_{\omega_r}(\phi)] \right)^2 \quad (\text{B52})$$

$$= \frac{2t^2 \cos^2(\omega_r t)}{\sin^2(\omega_r t)} \quad (\text{B53})$$

The above expression when $\omega_r t \ll 1$, gives us,

$$J_{\omega_r} = \frac{2}{\omega_r^2} \quad (\text{B54})$$

3. Bi-frequency centroid

For two frequencies, the phase accumulation is

$$\phi = \frac{A_1}{\omega_1} \sin(\omega_1 t) + \frac{B_1}{\omega_1} (1 - \cos(\omega_1 t)) + \frac{A_2}{\omega_2} \sin(\omega_2 t) + \frac{B_2}{\omega_2} (1 - \cos(\omega_2 t)). \quad (\text{B55})$$

Also, in this case, ϕ is a Gaussian random variable with zero mean and variance

$$\sigma_\phi^2 = 2\sigma^2 \left(\frac{1 - \cos(\omega_1 t)}{\omega_1^2} + \frac{1 - \cos(\omega_2 t)}{\omega_2^2} \right). \quad (\text{B56})$$

The above formula is enough to compute the Fisher information matrix for the estimation of the two frequencies. (The, with a change of variables one can obtain the Fisher matrix for the central and relative frequencies.)

If the frequency separation $\omega_r = (\omega_1 - \omega_2)/2$ is small enough, we can use an approximation:

$$\frac{1}{\omega_1^2} \simeq \frac{1}{\omega_s^2} \left(1 - \frac{2\omega_r}{\omega_s} \right), \quad (\text{B57})$$

$$\frac{1}{\omega_2^2} \simeq \frac{1}{\omega_s^2} \left(1 + \frac{2\omega_r}{\omega_s} \right), \quad (\text{B58})$$

where $\omega_2 = (\omega_1 + \omega_2)/2$. This yields

$$\sigma_\phi^2 \simeq \frac{2\sigma^2}{\omega_s^2} \left[(1 - \cos(\omega_1 t)) \left(1 - \frac{2\omega_r}{\omega_s} \right) + (1 - \cos(\omega_2 t)) \left(1 + \frac{2\omega_r}{\omega_s} \right) \right] \quad (\text{B59})$$

$$\simeq \frac{2\sigma^2}{\omega_s^2} \left[2 - \cos(\omega_1 t) - \cos(\omega_2 t) + (\cos(\omega_1 t) - \cos(\omega_2 t)) \frac{2\omega_r}{\omega_s} \right]. \quad (\text{B60})$$

Finally, using

$$\cos(\omega_1 t) = \cos(\omega_s t) \cos(\omega_r t) - \sin(\omega_s t) \sin(\omega_r t), \quad (\text{B61})$$

$$\cos(\omega_2 t) = \cos(\omega_s t) \cos(\omega_r t) + \sin(\omega_s t) \sin(\omega_r t), \quad (\text{B62})$$

we obtain

$$\sigma_\phi^2 \simeq \frac{4\sigma^2}{\omega_s^2} \left[1 - \cos(\omega_s t) \cos(\omega_r t) - \sin(\omega_s t) \sin(\omega_r t) \frac{2\omega_r}{\omega_s} \right]. \quad (\text{B63})$$

We may also further simplify this expression by neglecting the term proportional to ω_r/ω_s . This yields an expression very similar to the one-signal case:

$$\sigma_\phi^2 \simeq \frac{4\sigma^2}{\omega_s^2} [1 - \cos(\omega_s t) \cos(\omega_r t)], \quad (\text{B64})$$

where the double frequency causes beats, as we should expect! (Note that the factor is 4 instead of 2 simply because we have now two signals and the total intensity is doubled. We can fix this by replacing σ^2 with $\sigma^2/2$.) From Eq. (B64) we can compute the QFI of ω_s

$$J_{\omega_s} = \frac{(\cos(\omega_r t)(\omega_s t \sin(\omega_s t) + 2 \cos(\omega_s t)) - 2)^2}{2\omega_s^2 (\cos(\omega_r t) \cos(\omega_s t) - 1)^2} \quad (\text{B65})$$

In the limit that $\omega_r \rightarrow 0, \omega_s t \ll 1$,

$$J_{\omega_s} \approx \frac{1}{72} \omega_s^2 t^4 \quad (\text{B66})$$

Appendix C: Spin number-position states

In a bosonic system, a number-superposition state is defined as

$$|+d\rangle = \frac{1}{\sqrt{d+1}} \sum_{n=0}^d |n\rangle \quad (\text{C1})$$

if we apply the bosonic phase operator where \hat{n} is the number operator,

$$e^{-i\hat{n}\phi} |+d\rangle = \frac{1}{\sqrt{d+1}} \sum_{n=0}^d e^{-i\hat{n}\phi} |n\rangle \quad (\text{C2})$$

Now, suppose we have a Fermionic system and suppose the total number of qubits is d and we have n excitations. Let the lower (higher) energy system in the qubit be $|0\rangle$ ($|1\rangle$). We need at least n qubits to hold the excitations. One of these states could be the Dicke state, which is given by a balanced superposition of all possible permutations

$$|D_n^d\rangle = \binom{d}{k}^{-1/2} \sum_{\substack{x_1, \dots, x_d \in \{0,1\} \\ x_1 + \dots + x_d = n}} |x_1, x_2, \dots, x_d\rangle \quad (\text{C3})$$

Take $|D_n^d\rangle$. Then

$$\left(-i\phi' \sum_k \sigma_{Z,k} \right) |D_n^d\rangle = e^{-in\phi'} |D_n^d\rangle \quad (\text{C4})$$

And the qubit dephasing channel

$$\mathcal{E}[|D_k^d\rangle \langle D_k^d|] = \gamma_k |D_k^d\rangle \langle D_k^d| = |D_k^d\rangle \langle D_k^d| \int d\phi' q(\phi) e^{-i2k\phi'} \quad (\text{C5})$$

Now, define a number-superposition-like state in the basis $|D_n^N\rangle$, which has mean excitation (spin up) approximately $(d-1)/2$,

$$\begin{aligned} |\tilde{+}_d\rangle &= \frac{1}{\sqrt{d+1}} \sum_{n=0}^d |D_n^d\rangle \\ |\tilde{+}_d\rangle \langle \tilde{+}_d| &= \frac{1}{d+1} \sum_{n,m=0}^N |D_n^N\rangle \langle D_m^N| \end{aligned} \quad (\text{C6})$$

In the limit that $|\alpha|^2, N \rightarrow \infty$, Ref. [30] showed that the measurement outcome converges to that of the underlying distribution $q(\phi)$, and that the coherent state is optimal. Now, passing the state through the channel,

$$\rho_\omega = \mathcal{E}[|\tilde{+}_d\rangle \langle \tilde{+}_d|] = \frac{1}{d+1} \sum_{n,m=0}^N \gamma_{n,m} |D_n^N\rangle \langle D_m^N|. \quad (\text{C7})$$

The off-diagonal components $\gamma_{n,m}$ can be calculated analytically as per the sections above, by performing the integration

$$\gamma_{n,m} = \int d\phi q(\phi) e^{2i(n-m)\phi} \quad (\text{C8})$$

Then, we can calculate the QFI numerically via the fidelity [31, Theorem 6.3],

$$J_\omega = \lim_{\delta\omega \rightarrow 0} \frac{8(1 - F(\rho_\omega, \rho_{\omega+\delta\omega}))}{\delta\omega^2}, \quad (\text{C9})$$

where the fidelity between two states $\hat{\rho}_1$ and $\hat{\rho}_2$ [32] is

$$F = \text{Tr} \sqrt{[\sqrt{\rho_1} \rho_2 \sqrt{\rho_1}]}. \quad (\text{C10})$$

In our computation, we have chosen N such that the un-normalised state has a trace larger than 0.999: we round N to the nearest integer of $|\alpha|^2 + 3\alpha + 10$.

Appendix D: QFI for specific states

A single qubit evolves as

$$\rho = \int d\phi q(\phi) U_\phi \rho_0 U_\phi^\dagger, \quad (\text{D1})$$

where $q(\phi)$ is the probability distribution for ϕ and the unitary is generated by the Hamiltonian H , which can be written as $U = e^{-i\phi\sigma_z}$.

$$\rho_0 \rightarrow \frac{1}{2}(|0\rangle\langle 0| + \gamma_1 |0\rangle\langle 1| + \gamma_1 |0\rangle\langle 1| + |1\rangle\langle 1|). \quad (\text{D2})$$

1. Single-frequency centroid

This integration can be performed analytically,

$$\gamma_1 = \int q(\phi) e^{-2i\phi} = \int_{-\infty}^{\infty} \int_{-\infty}^{\infty} dA dB e^{-2i\phi} \frac{\exp\left(-\frac{A^2}{2\sigma^2}\right)}{(\sqrt{2\pi}\sigma)} \frac{\exp\left(-\frac{B^2}{2\sigma^2}\right)}{(\sqrt{2\pi}\sigma)} \quad (\text{D3})$$

$$= \exp\left[-\frac{4\sigma^2(1 - \cos(\omega t))}{\omega^2}\right] \quad (\text{D4})$$

The density matrix after the evolution is

$$\rho = \begin{pmatrix} \frac{1}{2} & \frac{1}{2} e^{-\frac{4\sigma^2(1 - \cos(\omega t))}{\omega^2}} \\ \frac{1}{2} e^{-\frac{4\sigma^2(1 - \cos(\omega t))}{\omega^2}} & \frac{1}{2} \end{pmatrix}. \quad (\text{D5})$$

The QFI for ω in Eq. (D5) is

$$J_\omega(\rho_1) = \frac{16\sigma^4 e^{-\frac{8\sigma^2(1 - \cos(\omega t))}{\omega^2}} (\omega t \sin(\omega t) + 2 \cos(\omega t) - 2)^2}{\omega^6 \left(1 - e^{-\frac{8\sigma^2(1 - \cos(\omega t))}{\omega^2}}\right)} \quad (\text{D6})$$

The expression in the above equation can be expanded in ω as

$$J_\omega(\rho_1) = \frac{16\sigma^4 e^{-\frac{8\sigma^2(1 - \cos(\omega t))}{\omega^2}} (\omega t \sin(\omega t) + 2 \cos(\omega t) - 2)^2}{\omega^6 \left(1 - e^{-\frac{8\sigma^2(1 - \cos(\omega t))}{\omega^2}}\right)} = \frac{\sigma^4 t^8 \omega^2}{9(e^{4\sigma^2 t^2} - 1)} + \dots \quad (\text{D7})$$

Term containing $e^{4\sigma^2 t^2}$ when expanded and taken only upto the first order gives $e^{4\sigma^2 t^2} = 1 + 4\sigma^2 t^2$. Inserting this above we have

$$J_\omega(\rho_1) \approx \frac{\sigma^4 t^8 \omega^2}{9(e^{4\sigma^2 t^2} - 1)} = \frac{\sigma^4 t^8 \omega^2}{9(1 + 4\sigma^2 t^2 - 1)} = \frac{1}{36} \sigma^2 t^6 \omega^2. \quad (\text{D8})$$

Now, what we have is effectively a correlated (global) dephasing channel since all the qubits are in the same field. For an initial state ρ_N consisting of N qubits, this can be modelled as

$$\rho_N \rightarrow \int d\phi q(\phi) U_\phi^{\otimes N} \rho_N U_\phi^{\dagger \otimes N}. \quad (\text{D9})$$

When a GHZ state state ρ_N is used,

$$\rho_N = \frac{1}{2}(|0\rangle^{\otimes N} \langle 0|^{\otimes N} + \gamma_N |0\rangle^{\otimes N} \langle 1|^{\otimes N} + \gamma_N |0\rangle^{\otimes N} \langle 1|^{\otimes N} + |1\rangle^{\otimes N} \langle 1|^{\otimes N}), \quad (\text{D10})$$

the off-diagonal components pick up a factor γ_N

$$\gamma_N = \int d\phi e^{-2iN\phi} q(\phi) = \int_{-\infty}^{\infty} \int_{-\infty}^{\infty} dA dB e^{-2iN\phi} \frac{\exp\left(-\frac{A^2}{2\sigma^2}\right) \exp\left(-\frac{B^2}{2\sigma^2}\right)}{(\sqrt{2\pi}\sigma)} \quad (\text{D11})$$

$$= \exp\left[-\frac{N^2 4\sigma^2 (1 - \cos(\omega t))}{\omega^2}\right]. \quad (\text{D12})$$

And the QFI is

$$J_\omega(\rho_N) = \frac{16N^4 \sigma^4 (\omega t \sin(\omega t) + 2 \cos(\omega t) - 2)^2 e^{\frac{8N^2 \sigma^2 (\cos(\omega t) - 1)}{\omega^2}}}{\omega^6 \left(1 - e^{\frac{4N^2 \sigma^2 (\cos(\omega t) - 1)}{\omega^2}}\right)}. \quad (\text{D13})$$

In the limit that $\omega t \ll 1$,

$$J_\omega(\rho_N) \approx \frac{N^2}{36} \sigma^2 t^6 \omega^2 \quad (\text{D14})$$

where the ratio between the GHZ and the single qubit state is $J_\omega(\rho_N)/J_\omega(\rho_1) = N^2$, which is Heisenberg scaling.

2. Bi-frequency centroid

For the estimation of the centroid, we start with a phase without any application of the control. The phase reads as:

$$\begin{aligned} \phi_{A_i, B_i} &= \frac{A_1}{(\omega_r + \omega_s)} \sin((\omega_r + \omega_s)t) + \frac{A_2}{(\omega_s - \omega_r)} \sin((\omega_s - \omega_r)t) \\ &+ \frac{B_1}{(\omega_r + \omega_s)} (1 - \cos((\omega_r + \omega_s)t)) \\ &+ \frac{B_2}{(\omega_s - \omega_r)} (1 - \cos((\omega_s - \omega_r)t)). \end{aligned} \quad (\text{D15})$$

Since $\omega_s \gg \omega_r$, we can approximate the above approximation as,

$$\begin{aligned} \phi_{A_i, B_i} &= \frac{A_1}{\omega_s} \sin((\omega_r + \omega_s)t) + \frac{A_2}{\omega_s} \sin((\omega_s - \omega_r)t) \\ &+ \frac{B_1}{\omega_s} (1 - \cos((\omega_r + \omega_s)t)) \\ &+ \frac{B_2}{\omega_s} (1 - \cos((\omega_s - \omega_r)t)). \end{aligned} \quad (\text{D16})$$

We now have,

$$\begin{aligned}\gamma_1 &= \int q(\phi) e^{-2i\phi} \\ &= \int_{-\infty}^{\infty} dA_1 dA_2 dB_1 dB_2 \frac{\exp\left(-\frac{A_1^2}{2\sigma^2}\right) \exp\left(-\frac{A_2^2}{2\sigma^2}\right) \exp\left(-\frac{B_1^2}{2\sigma^2}\right) \exp\left(-\frac{B_2^2}{2\sigma^2}\right)}{(\sqrt{2\pi}\sigma)^4} e^{-2i\phi}\end{aligned}\quad (\text{D17})$$

$$= \exp\left[-\frac{8\sigma^2(1 - (\cos(\omega_r t) \cos(\omega_s t)))}{\omega_s^2}\right]. \quad (\text{D18})$$

Above expression can be approximated considering that ω_r is small and $\omega_r t \ll 1$ as:

$$\gamma_1 = \exp\left[-\frac{8\sigma^2(1 - (\cos(\omega_s t)))}{\omega_s^2}\right]. \quad (\text{D19})$$

With the above phase, the density matrix becomes,

$$\rho = \begin{pmatrix} \frac{1}{2} & \frac{1}{2} e^{-\frac{8\sigma^2(1 - (\cos(\omega_s t)))}{\omega_s^2}} \\ \frac{1}{2} e^{-\frac{8\sigma^2(1 - (\cos(\omega_s t)))}{\omega_s^2}} & \frac{1}{2} \end{pmatrix}. \quad (\text{D20})$$

QFI with respect to the centroid ω_s is given by

$$\begin{aligned}J_{\omega_s} &= \frac{64\sigma^4 e^{\frac{16\sigma^2(\cos(\omega_s t) - 1)}{\omega_s^2}} (\omega_s t \sin(\omega_s t) + 2 \cos(\omega_s t) - 2)^2}{\omega_s^6 \left(1 - e^{\frac{16\sigma^2(\cos(\omega_s t) - 1)}{\omega_s^2}}\right)} \\ &\approx \frac{4\sigma^4 t^8 \omega_s^2}{9(e^{8\sigma^2 t^2} - 1)} + O(\omega_s^4) \\ &\approx \frac{1}{18} \sigma^2 t^6 \omega_s^2.\end{aligned}\quad (\text{D21})$$

This expression of QFI looks analogous to the expression of QFI for the single frequency, which is what is expected.

Now we want to extend this case to N qubits. For N qubits, the phase picked up by the off-diagonal terms is given as:

$$\gamma_N = \exp\left[-\frac{8\sigma^2 N^2 (1 - (\cos(\omega_r t) \cos(\omega_s t)))}{\omega_s^2}\right], \quad (\text{D22})$$

and the density matrix becomes,

$$\rho = \begin{pmatrix} \frac{1}{2} & \frac{1}{2} e^{-\frac{8\sigma^2 N^2 (1 - (\cos(\omega_s t)))}{\omega_s^2}} \\ \frac{1}{2} e^{-\frac{8\sigma^2 N^2 (1 - (\cos(\omega_s t)))}{\omega_s^2}} & \frac{1}{2} \end{pmatrix}. \quad (\text{D23})$$

Following the same calculation as above for one qubit, the QFI then becomes,

$$\begin{aligned}J_{\omega_s, N} &= \frac{64N^4 \sigma^4 (\omega_s t \sin(\omega_s t) + 2 \cos(\omega_s t) - 2)^2 e^{\frac{16N^2 \sigma^2 (\cos(\omega_s t) - 1)}{\omega_s^2}}}{\omega_s^6 \left(1 - e^{\frac{16N^2 \sigma^2 (\cos(\omega_s t) - 1)}{\omega_s^2}}\right)} \\ &\approx \frac{4N^4 \sigma^4 t^8 \omega_s^2}{9(e^{8N^2 \sigma^2 t^2} - 1)} + O(\omega_s^4) \\ &\approx \frac{1}{18} N^2 \sigma^2 t^6 \omega_s^2.\end{aligned}\quad (\text{D24})$$

3. Bi-frequency separation

For a two-frequency with optimal control, reading Eq. (A37), we have

$$\phi \approx \frac{(A_1 - A_2)t \sin(-(\omega_r)t)}{\pi^2} \quad (\text{D25})$$

For a single-qubit state, we can compute the off-diagonal element,

$$\gamma_1 = e^{-\frac{4\sigma^2 t^2 \sin^2(\omega_r t)}{\pi^4}} \quad (\text{D26})$$

and the QFI computes to be

$$J_{\omega_r}(\rho_1) = \frac{16\sigma^4 t^6 \sin^2(2t\omega_r)}{\pi^8 \left(e^{\frac{8\sigma^2 t^2 \sin^2(t\omega_r)}{\pi^4}} - 1 \right)} \approx \frac{8\sigma^2 t^4}{\pi^4} \quad (\text{D27})$$

in the limit that $\omega_r t \ll 1$.

Repeating the analysis for a GHZ state, we have

$$J_{\omega_r}(\rho_N) = \frac{16N^4 \sigma^4 t^6 \sin^2(2t\omega_r)}{\pi^8 \left(e^{\frac{8N^2 \sigma^2 t^2 \sin^2(t\omega_r)}{\pi^4}} - 1 \right)} \approx \frac{8N^2 \sigma^2 t^4}{\pi^4} \quad (\text{D28})$$

We can compare this with the phase accumulation without control, the phase in this is

$$\phi \approx \frac{A_1}{\omega_s} \sin(\omega_r t) - \frac{A_2}{\omega_s} \sin(\omega_r t). \quad (\text{D29})$$

Performing the integration,

$$\gamma_1 = e^{-\frac{4\sigma^2 \sin^2(\omega_r t)}{\omega_s^2}} \quad (\text{D30})$$

$$J_{\omega_r} = \frac{16\sigma^4 t^2 \sin^2(2\omega_r t)}{\omega_s^4 \left(e^{\frac{8\sigma^2 \sin^2(\omega_r t)}{\omega_s^2}} - 1 \right)} \approx \frac{8\sigma^2 t^2}{\omega_s^2} \quad (\text{D31})$$

which is sub-optimal because ω_s could be large.

Appendix E: Optimal QFI for coherent magnetic field

We derive the QFI for GHZ states for sensing coherent magnetic fields using the procedure presented by Pang. et. al. [24].

Single frequency

The optimal quantum fisher information (QFI) is given by the following equation,

$$J_g^{(Q)} \leq \left[\int_0^T \left(\mu_{max}(t) - \mu_{min}(t) \right) dt \right]^2, \quad (\text{E1})$$

where μ_{max} and μ_{min} are simultaneously the maximum and minimum eigenvalues of $\partial_g H_g(t)$ and g is the parameter which we want to estimate. The control Hamiltonian which helps to achieve the maximum QFI,

$$H_c(t) = \sum_k f_k(t) |\psi_k(t)\rangle \langle \psi_k(t)| - H_g(t) + i \sum_k |\partial_t \psi_k(t)\rangle \langle \psi_k(t)|. \quad (\text{E2})$$

Where $f(k)$ is a time-dependent control sequence. For a single frequency, the Hamiltonian is a qubit interacting with a uniform rotating magnetic field $\mathbf{B}(\mathbf{t}) = \mathbf{B}(\cos(\omega\mathbf{t})\hat{\mathbf{x}} + \sin(\omega\mathbf{t})\hat{\mathbf{z}})$:

$$H(t) = -\mu \cdot \mathbf{B} = -B(\cos(\omega t)\sigma_x + \sin(\omega t)\sigma_z). \quad (\text{E3})$$

We want to estimate the frequency ω of the magnetic field. So, we are interested in $\partial_\omega H(t) = Bt(\sin(\omega t)\sigma_x - \cos(\omega t)\sigma_z)$. The eigenvalues of $\partial_\omega H(t)$ Hamiltonian are $\pm Bt$ and the corresponding eigenvectors are

$$|\psi_+\rangle = \sin\left(\frac{\omega t}{2}\right)|0\rangle + \cos\left(\frac{\omega t}{2}\right)|1\rangle \quad (\text{E4})$$

$$|\psi_-\rangle = \cos\left(\frac{\omega t}{2}\right)|0\rangle - \sin\left(\frac{\omega t}{2}\right)|1\rangle. \quad (\text{E5})$$

Now, we need to find the control Hamiltonian using Eq.[E2]. To do that we can simply set $f_k(t) = 0$, then the equation becomes,

$$H_c(t) = -H_g(t) + i \sum_k |\partial_t \psi_k(t)\rangle \langle \psi_k(t)| \quad (\text{E6})$$

First let us calculate $i \sum_k |\partial_t \psi_k(t)\rangle \langle \psi_k(t)|$.

$$i \sum_k |\partial_t \psi_k(t)\rangle \langle \psi_k(t)| = \partial_t |\psi_+(t)\rangle \langle \psi_+(t)| + \partial_t |\psi_-(t)\rangle \langle \psi_-(t)| \quad (\text{E7})$$

$$= i \left(-\frac{\omega}{2} \sin^2\left(\frac{\omega t}{2}\right) |1\rangle \langle 0| + \frac{\omega}{2} \sin^2\left(\frac{\omega t}{2}\right) |1\rangle \langle 1| - \frac{\omega}{2} \cos^2\left(\frac{\omega t}{2}\right) |1\rangle \langle 0| + \frac{\omega}{2} \sin^2\left(\frac{\omega t}{2}\right) |0\rangle \langle 1| \right) \quad (\text{E8})$$

$$= \frac{\omega}{2} \sigma_y. \quad (\text{E9})$$

The control Hamiltonian which will lead to the optimal QFI is given as

$$H_c(t) = -B(\cos(\omega t)\sigma_x + \sin(\omega t)\sigma_z) + \frac{\omega}{2} \sigma_y. \quad (\text{E10})$$

The optimal QFI using Eq.[E1] is

$$J_\omega = \left[\int_0^T (2Bt) dt \right]^2 = B^2 T^4. \quad (\text{E11})$$

When there are N qubits and the magnetic field is acting on each qubit collectively such that the Hamiltonian is written as,

$$H^{(N)}(t) = -B \left(\cos(\omega t) \sum_{k=1}^N \sigma_{x,k} + \sin(\omega t) \sum_{k=1}^N \sigma_{z,k} \right). \quad (\text{E12})$$

Where the operators $\sigma_{x,k}$ and $\sigma_{z,k}$ are the Pauli x and z operators for the k th qubit.

The maximum and minimum eigenvalues for $\partial_\omega H^{(N)}(t)$ are given by $\pm NBt$. With this, the QFI is

$$J_\omega^{(N)} = \left[\int_0^T (2NBt) dt \right]^2 = N^2 B^2 T^4 \quad (\text{E13})$$

Bi-frequency separation

We consider two magnetic fields with two different frequencies, ω_1 and ω_2 . We define $\omega_s = \frac{\omega_1 + \omega_2}{2}$ and $\omega_r = \frac{\omega_1 - \omega_2}{2}$. We consider the Hamiltonian,

$$\begin{aligned} H(t) &= -B \left(\left[\cos(\omega_1 t) + \cos(\omega_2 t) \right] \sigma_x + \left[\sin(\omega_1 t) + \sin(\omega_2 t) \right] \sigma_z \right) \\ &= -B \left(\left[\cos((\omega_s + \omega_r)t) + \cos((\omega_s - \omega_r)t) \right] \sigma_x + \left[\sin((\omega_s + \omega_r)t) + \sin((\omega_s - \omega_r)t) \right] \sigma_z \right). \end{aligned}$$

. We want to estimate the difference in two frequencies ω_r . We calculate,

$$\partial_{\omega_r} H(t) = Bt \left(\left[\sin((\omega_s + \omega_r)t) - \sin((\omega_s - \omega_r)t) \right] \sigma_x + \left[-\cos((\omega_s + \omega_r)t) + \cos((\omega_s - \omega_r)t) \right] \sigma_z \right) \quad (\text{E14})$$

Eigenvalues of the above operators are $\pm 2Bt \sin(\omega_r t)$ and the corresponding eigenvectors are given by,

$$|\psi_+(t)\rangle = \left(1 + \sin(\omega_s t) \right) |0\rangle + \cos(\omega_s t) |1\rangle, \quad (\text{E15})$$

$$|\psi_-(t)\rangle = \left(1 - \sin(\omega_s t) \right) |0\rangle - \cos(\omega_s t) |1\rangle. \quad (\text{E16})$$

We need to find the control Hamiltonian which helps us to achieve the optimal QFI. We first set $f_k(t) = 0$ and then calculate,

$$i \sum_k |\partial_t \psi_k(t)\rangle \langle \psi_k(t)| = |\partial_t \psi_+(t)\rangle \langle \psi_+(t)| + |\partial_t \psi_-(t)\rangle \langle \psi_-(t)| \quad (\text{E17})$$

$$= i\omega_s \sin 2\omega_s t \sigma_z + i\omega_s \cos(2\omega_s t) \sigma_x - i\omega_s \sigma_x. \quad (\text{E18})$$

Hence, effectively the control Hamiltonian would be,

$$H_c(t) = -H(t) + i\omega_s \sin 2\omega_s t \sigma_z + i\omega_s \cos(2\omega_s t) \sigma_x - i\omega_s \sigma_x. \quad (\text{E19})$$

Let us now calculate the optimal QFI, given by Eq.[E1] with the maximum and minimum eigenvalues are written as $\pm 2Bt \sin(\omega_r t)$.

$$J_{\omega_r} = \left[4B \int_0^T t \sin(\omega_r t) dt \right]^2 \approx \frac{16}{9} B^2 T^6 \omega_r^2. \quad (\text{E20})$$

When the magnetic field is acting on the N qubits collectively, the Hamiltonian is given as,

$$H^{(N)}(t) = -B \left(\left[\cos((\omega_s + \omega_r)t) + \cos((\omega_s - \omega_r)t) \right] \sum_{k=1}^N \sigma_{x,k} + \left[\sin((\omega_s + \omega_r)t) + \sin((\omega_s - \omega_r)t) \right] \sum_{k=1}^N \sigma_{z,k} \right). \quad (\text{E21})$$

The maximum and minimum eigenvalues for $\partial_{\omega_r} H^{(N)}(t)$ are given as $\pm 2NBt \sin(\omega_r t)$ and the QFI is given as

$$J_{\omega_r}^{(N)} = \left[4NB \int_0^T t \sin(\omega_r t) dt \right]^2 \approx \frac{16}{9} N^2 B^2 T^6 \omega_r^2. \quad (\text{E22})$$

Bi-frequency centroid

For the centroid ω_s , we have,

$$\partial_{\omega_s} H(t) = Bt \left(\left[\sin((\omega_s + \omega_r)t) + \sin((\omega_s - \omega_r)t) \right] \sigma_x + \left[-\cos((\omega_s + \omega_r)t) - \cos((\omega_s - \omega_r)t) \right] \sigma_z \right). \quad (\text{E23})$$

The eigenvalues are $\pm 2Bt \cos(\omega_r t)$. Eigenvalues of the above operators are $\pm 2Bt \sin(\omega_r t)$. Corresponding eigenvectors are given by,

$$\begin{aligned} |\psi_+(t)\rangle &= \left(1 - \cos(\omega_s t)\right) |0\rangle + \sin(\omega_s t) |1\rangle \\ |\psi_-(t)\rangle &= \left(1 + \cos(\omega_s t)\right) |0\rangle - \sin(\omega_s t) |1\rangle. \end{aligned}$$

First we set $f_k(t) = 0$ as before and then calculate,

$$\begin{aligned} i \sum_k |\partial_t \psi_k(t)\rangle \langle \psi_k(t)| &= |\partial_t \psi_+(t)\rangle \langle \psi_+(t)| + |\partial_t \psi_-(t)\rangle \langle \psi_-(t)| \\ &= -i\omega_s \sin 2\omega_s t \sigma_z - i\omega_s \cos(2\omega_s t) \sigma_x - i\omega_s \sigma_y. \end{aligned}$$

Hence, effectively the control Hamiltonian could be,

$$H_c(t) = -H(t) - i\omega_s \sin 2\omega_s t \sigma_z - i\omega_s \cos(2\omega_s t) \sigma_x - i\omega_s \sigma_y. \quad (\text{E24})$$

The QFI is given as

$$J_{\omega_s} = \left[4B \int_0^T t \cos(\omega_r t) dt \right]^2 \approx 4B^2 T^4. \quad (\text{E25})$$

When there are N qubits, the maximum and the minimum eigenvalues are given as $\pm 2NBt \cos(\omega_r t)$. The QFI is estimated to be

$$J_{\omega_s}^{(N)} = \left[4NB \int_0^T t \cos(\omega_r t) dt \right]^2 \approx 4N^2 B^2 T^4. \quad (\text{E26})$$