



Large-scale unpinning and pulsar glitches due to the forced oscillation of vortices

Biswanath Layek ^{*}, Brijesh Kumar Saini,[†] and Deepthi Godaba Venkata [‡]
Department of Physics, Birla Institute of Technology and Science, Pilani 333031, India

(Dated: December 2, 2024)

The basic framework of the superfluid vortex model for pulsar glitches, though, is well accepted; there is a lack of consensus on the possible trigger mechanism responsible for the simultaneous release of a large number ($\sim 10^{17}$) of superfluid vortices from the inner crust. Here, we propose a simple trigger mechanism to explain such catastrophic events of vortex unpinning. We treat a superfluid vortex line as a classical massive straight string with well-defined string tension stretching along the rotation axis of pulsars. The crustquake-induced lattice vibration of the inner crust can act as a driving force for the transverse oscillation of the string. Such forced oscillation near resonance causes the bending of the vortex lines, disturbing their equilibrium configuration and resulting in the unpinning of vortices. We consider unpinning from the inner crust's so-called *strong (nuclear)* pinning region, where the vortices are likely pinned to the nuclear sites. We also comment on vortex unpinning from the interstitial pinning region of the inner crust. We sense that unifying crustquake with the superfluid vortex model can naturally explain the cause of large-scale vortex unpinning and generation of large-size pulsar glitches.

Keywords: Neutron star, pulsar glitches, crustquake, superfluid vortices, vortex unpinning, lattice vibration.

Introduction : Although pulsars have an extraordinarily stable rotational frequency (Ω), a significant fraction of them are reported ¹ to show sudden spin-up events (*glitches*). The fractional change of rotational frequency, i.e., the size of glitches $\Delta\Omega/\Omega$, are observed to lie in the range $\sim 10^{-12} - 10^{-5}$ [1], with the interglitch time varying from months to years. The first theoretical attempt to understand the physics behind such events, namely, the crustquake model, was proposed in the late 1960s [2, 3]. Later, it was realized that the model suffers from compatibility issue [4], as it demands a larger interglitch time to produce large-size glitches ($\Delta\Omega/\Omega \simeq 10^{-5} - 10^{-6}$) contrary to the observations. The subsequently proposed superfluid vortex model [5], which is widely accepted as a prime candidate among the pulsar glitch models [6], provides the proper framework for understanding such glitch events. However, even within the vortex model, the underlying mechanism of an instantaneous unpinning of an enormous number of vortices ($\sim 10^{17}$) from the inner crust having a landscape of varying pinning energies is yet to be established. In this context, the role of crustquake either as a trigger mechanism for vortex unpinning [7] or as a source of thermal energy [8–10] has been discussed quite frequently in the literature. There were also suggestions that vortex avalanche [11, 12] might be responsible for the required large-scale unpinning from the inner crust. Even with various suggestions, the resolution of the puzzle of large-scale vortex unpinning has yet to be settled.

Here, we suggest that by unifying crustquake with the superfluid-vortex model, one can naturally explain the

simultaneous release of large-scale unpinning from the inner crust. We model the equilibrium configuration of a superfluid vortex line with a classical massive straight string with a tension T . We consider the *nuclear (strong) pinning region* [13–15], where each string passes through a number of pinning sites (heavy neutron-rich nuclei). We focus on a representative string segment with two ends pinned (fixed) to nuclear sites. The motion of a vortex line, supposedly a classical string, has been discussed earlier in Ref. [15]. The string parameter T , an essential parameter for determining the dynamics of vortex unpinning in the standard superfluid vortex model, also frequently appears in the literature [13–15].

We assume a crustquake event triggers the inner crust lattice to vibrate in one of its normal modes. The lattice vibration drives the string segments to execute force vibration and disturb the stability by bending the vortex lines. The pinned nuclear sites at two ends of a string segment provide the external driving forces. In a steady state, such a driving force can cause the string segment to resonate, thus maximizing the instability of the vortex lines, and as we will see, may result in the unpinning of superfluid vortices.

We implement our idea on the inner crust region, where the vortex-nuclear interaction has been suggested to be attractive. Hence, the vortex lines are preferably pinned to the nuclear sites, referred to as the nuclear pinning region in Ref. [14], or the strong pinning region in Ref. [15]. Earlier, Epstein and Baym [16] suggested that the nuclei bind the vortex lines for mass densities in the range $\rho \sim (10^{13} - 10^{14}) \text{ g cm}^{-3}$ and are repelled at lower densities in the inner crust. However, the studies using the density function theory produces repulsive nucleus-vortex interaction upto $\rho \simeq 7 \times 10^{13} \text{ g cm}^{-3}$ [17] (see also Ref. [15]). The vortex lines in the weak pinning zone with less than above baryon density prefer interstitial pinning. Accordingly, we will consider the region $\rho \sim (7 \times 10^{13} - 1.4 \times 10^{14}) \text{ g cm}^{-3}$ (i.e.,

* layek@pilani.bits-pilani.ac.in

† p20230077@pilani.bits-pilani.ac.in

‡ p20210075@pilani.bits-pilani.ac.in

1

<http://www.jb.man.ac.uk/pulsar/glitches/gTable.html>

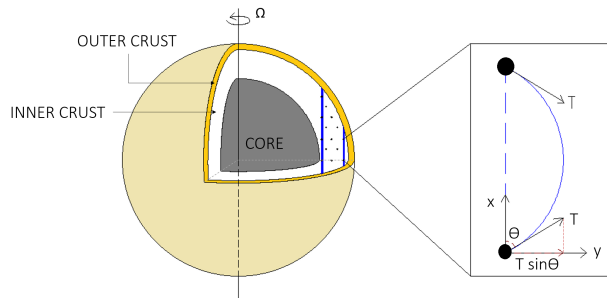


FIG. 1. A schematic picture of vortex lines (blue) in the inner crust of a neutron star rotating with angular frequency Ω . Each vortex line passes through several nuclear sites (black dots). On the right, a representative string segment undergoing forced oscillation driven by lattice vibration is enlarged for clarity (the picture is not to scale).

$0.3\rho_0 - 0.6\rho_0$; $\rho_0 = 2.4 \times 10^{14} \text{ g cm}^{-3}$) for the study of vortex unpinning by the forced vibration. The lattice vibration changes the dynamics of nuclear-vortex interaction and, hence, should affect the vortex lines even in the interstitial pinning region (weak pinning region). However, we will not study this case here. Instead, we assume the standard *knock-on* process for vortex unpinning for this region. In the so-called knock-on process, the unpinned vortices in the strong pinning zone, while moving outward, can knock on and unpin the vortices from the interstitial pinning region. The knock-on process has been discussed in detail in the literature [11, 12] (see also [10] for a semi-quantitative implementation of this process.). Finally, to realize the large-scale release of inner-crust vortices, our proposed picture of vortex unpinning from the strong pinning region should be supplemented with the knock-on process (for the weak pinning zone). Below, we first briefly review the necessary ingredients of our model and then present the numerical estimation of various relevant quantities, followed by results & discussion. Finally, we conclude with some comments on further scopes of studies.

Superfluid Vortex Vibration : We take a representative string segment of length l , tension T , and mass per unit length μ . The string segment is assumed to extend along the axis of rotation and oscillate in the transverse x - y plane as shown in Fig. 1. Two ends of the string segment are pinned (fixed) to nuclear sites. The wave equation representing the string vibration can be written as

$$\frac{\partial^2 y(x, t)}{\partial t^2} = v^2 \frac{\partial^2 y(x, t)}{\partial x^2} - \gamma \frac{\partial y(x, t)}{\partial t}. \quad (1)$$

Where $v = \sqrt{T/\mu}$ is the velocity of the wave propagating along the string, and the term involving γ takes care of the damping effect. Let us first recall the allowed set of

normal modes $\{\omega_n; n = 1, 2, \dots\}$ with fixed boundaries $y(0, t) = y(l, t) = 0$. The frequencies of the fundamental mode ω_1 and the n th mode ω_n are given by [18]

$$\omega_1 = \pi v/l; \quad \omega_n = n\omega_1. \quad (2)$$

We will estimate later the numerical values of ω_n by taking suitable values of various parameters associated with the string segment.

Inner Crust Lattice Vibration : We assume a one-dimensional linear chain consisting of nuclear sites with equilibrium inter-nuclear distance a . Considering the nearest neighbor interaction and harmonic potential approximation, the dispersion relation of the wave in the lattice can be written as [19]

$$\omega = \omega_{max} \sin\left(\frac{ka}{2}\right); \quad \omega_{max} = \sqrt{\frac{4\alpha}{m}}. \quad (3)$$

Where ω_{max} is the maximum value of the normal mode frequencies and α is the effective spring constant. In the long wavelength limit $k \rightarrow 0$, the group velocity v_g and the phase velocity v_p are the same and related to the sound's speed in the inner crust material, i.e., $v_s = v_g = (\omega_{max}a)/2$. Using periodic boundary condition, the frequency difference between successive normal modes is given as $\Delta\omega = v_s\Delta k = 2\pi v_s/L$; L is the lattice size, taken to be the thickness of the inner crust (~ 1 km). Since the inter-nuclear distance in the inner crust a is in the femtometer range, the frequency difference $\Delta\omega = \pi(a/L)\omega_{max}$ is very small relative to ω_{max} . Thus, the lattice's normal mode frequency can be assumed to vary continuously from 0 to ω_{max} .

Forced Vibration and Shape of a Vortex Line : Our basic picture is the forced vibration of vortex lines driven by the oscillatory nuclear sites to which the vortex lines are pinned. The external driving force can be implemented through suitable boundary conditions (BC) $y(0, t) = d_0 \cos(\omega t)$ and $y(l, t) = d_l \cos(\omega t)$. Here, we assume the oscillation of the nuclear sites with a normal mode frequency ω with amplitudes d_0 at $x = 0$ and d_l at $x = l$. First, we consider the steady state solution $y(x, t) = f(x) \cos(\omega t)$ of Eq.(1) for undamped motion ($\gamma = 0$). The solution can be written in terms of the wave vector $k(= \omega/v)$ as

$$y(x, t) = d_0 \left[\frac{\cos[k(x - l/2)]}{\cos(kl/2)} + (r - 1) \frac{\sin kx}{\sin kl} \right] \cos(\omega t). \quad (4)$$

Where $r = d_l/d_0$ is the ratio of the amplitudes of two oscillatory nuclear sites attached across a few femtometer string segments and the ratio is expected to be approximately one. Since $\cos(kl/2) \simeq \cos[(\pi/2)(\omega/\omega_1)]$, for $r = 1$, the string amplitude $f(x)$ is clearly enhanced when the driving frequency $\omega \simeq (2n + 1) \omega_1$. If r deviates significantly from unity, the amplitude enhancement occurs for ω close to any of the string's normal

mode frequencies $\{\omega_n; n = 1, 2, \dots\}$. Note, $f(x)$ diverges at resonance, and the solution is invalid for $\omega = \omega_n$. Now, we consider the realistic vortex motion in the presence of vortex drag force ($\gamma \neq 0$). For such a case, the wave propagating along increasing x takes the form $y(x, t) \propto e^{i(Kx - \omega t)}$; with the wave vector should be treated complex $K = k_1 + ik_2$. Where,

$$k_1 \simeq k(1 + \frac{\gamma^2}{8\omega^2}) = \frac{\omega}{v}(1 + \frac{\gamma^2}{8\omega^2}); k_2 \simeq \frac{\gamma}{2v}. \quad (5)$$

The real part of the wave vector k_1 is responsible for the wave propagation, while k_2 is for the wave's attenuation. The solution of Eq.(1) with the same BCs as earlier $y(0, t) = d_0 \cos(\omega t)$ and $y(l, t) = d_l \cos(\omega t)$, can be written by replacing k with $k_1 \simeq k(1 + \gamma^2/8\omega^2)$ in Eq.(4),

$$y(x, t) = d_0 \left[\frac{\cos[k_1(x - l/2)]}{\cos(k_1 l/2)} + (r - 1) \frac{\sin k_1 x}{\sin k_1 l} \right] \cos(\omega t). \quad (6)$$

Where,

$$k_1 l \simeq kl + \frac{\gamma^2 l}{8v\omega} = \frac{\pi\omega}{\omega_1} + \left(\frac{\pi}{8}\right)\left(\frac{\omega}{\omega_1}\right)\left(\frac{\gamma}{\omega}\right)^2. \quad (7)$$

We have ignored the attenuation factor $e^{-k_2 x}$ in Eq.(6) due to the following reason. The attenuation length l_a is determined by the propagation distance from the source, where the wave amplitude decays to $1/e$ and is given by $l_a = 1/k_2 = 2v/\gamma$. Thus, $e^{-k_2 x}$ term can be ignored, provided $l_a = 1/k_2 = 2v/\gamma \gg l$, i.e., $\gamma/\omega_1 \ll 0.6$. This condition is satisfied as $\gamma/\omega_1 \sim 10^{-2}$ (shown later).

Now, using Eq.(6), the amplitude $f(x)$ at resonance can be written as (for $r = 1$)

$$f(x) \simeq (-1)^{n+1} d_0 \frac{16(2n+1)}{\pi} \left(\frac{\omega_1}{\gamma}\right)^2 \cos[k_1(x - l/2)]. \quad (8)$$

Here, we have used $\cos[(2n+1)\frac{\pi}{2} + \epsilon] \simeq (-1)^{n+1}\epsilon$ ($n = 0, 1, 2, \dots$) for small $\epsilon = \frac{\pi}{16(2n+1)}\left(\frac{\gamma}{\omega_1}\right)^2$. The unpinning of a vortex line from the pinning site due to the deviation from its equilibrium configuration can be best understood by calculating the force on the nuclear site acting radially (see, Fig. 1) $F_y = T \sin \theta = T f'(x)/\sqrt{1 + f'(x)^2}$ at $x = 0$ (or, equivalently at $x = l$). The force F_y is a crucial quantity that effectively determines the unpinning force and needs to be compared with the pinning force F_p per nuclear site. The slope at $x = 0$ can be calculated using Eq.(6) as

$$f'(0) = d_0 k_1 \left[\tan(k_1 l/2) + \frac{(r-1)}{\sin k_1 l} \right], \quad (9)$$

which is given as $f'(0) = d_0 k_1 \frac{16(2n+1)}{\pi} \left(\frac{\omega_1}{\gamma}\right)^2$ (for $r = 1$) at resonance $\omega = (2n+1)\omega_1$. Thus, the unpinning force

$F_y = T \sin \theta = T f'(0)/\sqrt{1 + f'(0)^2} \simeq T$ is significantly enhanced near resonance, providing enough scope for vortex-unpinning.

Numeric : To determine the string's fundamental frequency ω_1 , we must first calculate the wave propagation velocity $v (= \sqrt{T/\mu})$ along the string. One can calculate v by taking a suitable value of linear mass density of the vortex μ , and the vortex tension T [15, 20]. For the estimate of μ , we assume the vortex as a cylinder with a sharp radius filled with uniform normal neutrons of density n (see Ref. [13] for such an assumption and its validity). Taking the coherence length ξ of neutron-neutron cooper pairs as an approximate size of the vortex core (~ 20 fm), one obtains $\mu = \pi \xi^2 m_n n$. As vortex tension is one of the most important quantities (pinning energy is another) for understanding the dynamics of vortex unpinning, the numerical estimate of T is paramount. We use the recent result, where a hydrodynamic estimate of the vortex tension is written as [15]

$$T = 0.6 \left(\frac{\rho_s}{10^{13} \text{ g cm}^{-3}} \right) \text{ MeV/fm}. \quad (10)$$

Where ρ_s is the (unentrained) superfluid mass density, roughly the same as the stellar mass density ρ for the strong pinning region [21]. For $\rho = 10^{14} \text{ g cm}^{-3}$, the value of $T = 6 \text{ MeV/fm}$ is somewhat smaller than the values provided in Refs. [13, 17]. However, since in our case, the ratio F_y/F_p determines the vortex dynamics, we will assume the result of Eq.(10) and take the vortex-nucleus pinning force F_p , or equivalently the pinning energy E_p , to be consistent with the above string tension. From the knowledge of the pinning energy, one can estimate the pinning force $F_p \simeq E_p/\xi$. The pinning energy varies across the inner crust and lies in the range (0.72 - 0.02) MeV [14] for $\rho \simeq (7 \times 10^{13} - 1.4 \times 10^{14}) \text{ g cm}^{-3}$. Thus, the pinning force can be taken as $F_p \simeq (3.6 \times 10^{-2} - 10^{-3}) \text{ MeV/fm}$.

Now, the propagation velocity v can be estimated as

$$\frac{v}{c} \simeq 2 \times 10^{-3} \left(\frac{\rho_s}{10^{13} \text{ g cm}^{-3}} \right)^{1/2} \left(\frac{n_0}{n} \right)^{1/2} \left(\frac{20 \text{ fm}}{\xi} \right). \quad (11)$$

Where n_0 ($\sim 0.16 \text{ fm}^{-3}$) and c are the nucleon saturation density and the speed of light in vacuum, respectively. Numerically, the string's fundamental frequency ω_1 can be determined from Eq.(2) and Eq.(10) as

$$\omega_1 \simeq 1.7 \times 10^{18} \left(\frac{\rho_s}{10^{13} \text{ g cm}^{-3}} \right)^{1/2} \left(\frac{n_0}{n} \right)^{1/2} \times \left(\frac{20 \text{ fm}}{\xi} \right) \left(\frac{10^3 \text{ fm}}{l} \right) s^{-1}. \quad (12)$$

Where $n = (0.3 - 0.6)n_0$ is the baryon density for the relevant part of the inner crust region. We take the length

TABLE I. Fiducial values of parameters.

Quantity	Value
Mass density (ρ)	$10^{14} \text{ g cm}^{-3}$
Lattice spacing (a)	50 fm
Coherence length (ξ)	20 fm
Vortex tension (T)	6 MeV fm^{-1}
Length of string segment (l)	10^3 fm
Pinning force (F_p)	$10^{-3} \text{ MeV fm}^{-1}$

of each string segment $l \simeq 10^3$ fm and an average inter-nuclear distance $a \simeq 50$ fm. The above choice of l is consistent with the fact that for the vortex with finite tension, the ratio l/a should be much larger than unity [22] for successfully bending and pinning. Also, as noted in Ref. [22], the ratio $l/a \sim 32$ for the pinning energy $E_p = 0.1$ MeV. Finally, for ρ in the range ($7 \times 10^{13} - 1.4 \times 10^{14}$) g cm^{-3} ($n = 0.3n_0 - 0.6n_0$), the fundamental frequency for a 10^3 fm string segment is given by $\omega_1 \simeq 8.2 \times 10^{18} \text{ s}^{-1}$.

As far as the normal mode frequency of the lattice is concerned, the maximum value ω_{max} (see Eq.(3)) is set by the sound's speed v_s and the inter-nuclear distance a . Using the appropriate value of $v_s \simeq 0.2c$ for the inner crust materials [23] and $a \simeq 50$ fm, one obtains $\omega_{max} = 2v_s/a \simeq 2.4 \times 10^{21} \text{ s}^{-1}$. Finally, the value of damping coefficient γ appearing in Eq.(6) is estimated in Ref. [15] (see also [21]), where the drag force (per unit length) f_l on the vortex line moving with velocity \dot{y} is expressed as $f_l = -\eta\dot{y}$ with $\eta/\rho_s\kappa \sim 10^{-3}$. Comparing with our definition $f_d = \gamma\mu\dot{y}$ in Eq.(1), we obtain $\gamma = \eta/\mu \simeq 10^{17} \text{ s}^{-1}$, i.e., $\gamma/\omega_1 \sim 10^{-2}$. Where $\kappa = h/2m_n$ is the magnitude of the vorticity associated with the neutron superfluid, and we have taken $\rho_s \sim 10^{14} \text{ g cm}^{-3}$.

Results and Discussions : For an effective vortex unpinning, the driving frequency ω should lie in the range $\omega_1 (\sim 10^{19} \text{ s}^{-1})$ to $\omega_{max} (\sim 10^{21} \text{ s}^{-1})$. The possibility of unpinning is pronounced when $\omega \simeq n\omega_1$. Here, we shall provide a rough estimate of the frequency at which the lattice is most likely to vibrate. For this, we take the standard picture of crustquake [4] and assume that strain energy released ($\Delta E \sim 10^{40}$ erg) in a crustquake triggers the inner crust containing $N_0 \sim (L/a)^3 \sim 10^{46}$ nuclear sites to vibrate with frequency ω_0 . Equating $N_0\hbar\omega_0$ with the strain energy provides $\omega_0 \simeq 10^{21} \text{ s}^{-1}$. Interestingly, the estimated value is close to the inner crust lattice's maximum allowed normal mode frequency, ω_{max} . We now roughly estimate the amplitude $d_0 (\simeq d_l)$ of the oscillatory pinning site of mass M consisting of N_n nucleons. This can be estimated by equating $(1/2)M\omega_0^2 d_0^2$ with $\hbar\omega_0$. Taking the number of nucleons in a neutron rich nucleus in the range, $N_n = (180 - 1800)$ [24], the values of $d_0 = 14/\sqrt{N_n}$ fm are observed to lie in the range (1.0 - 0.3) fm.

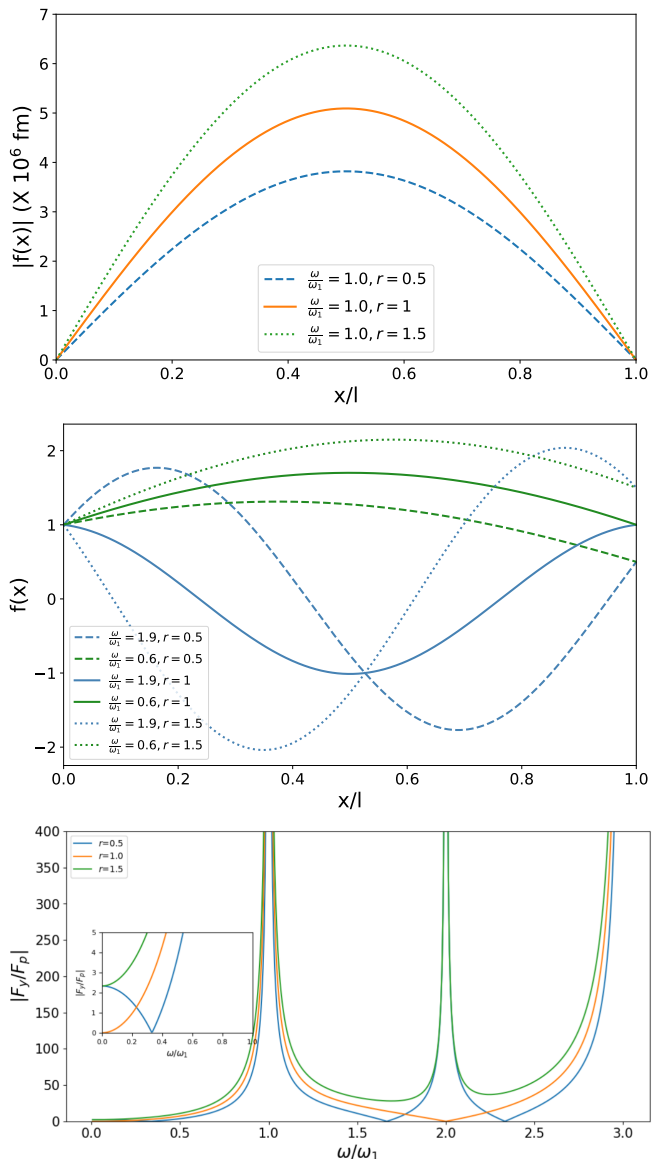


FIG. 2. (Top) String amplitude $f(x)$ at various locations of the string segment at resonance (i.e., at $\omega = \omega_1$) by taking sample values of $r (= d_l/d_0) = 1, 1.5$ and 0.5 . (Middle) String amplitude at a few arbitrarily chosen driving frequencies ω around the string's fundamental frequency ω_1 . (Bottom) The variation in the ratio of unpinning force $F_y (= T \sin \theta)$ to the pinning force F_p for a range of driving frequencies ω . See Table I for the values of various parameters.

Here, we present our analysis by taking $d_0 = 1$ fm. Also, we will only show the results for the driving frequencies around ω_1 , as a similar effect is expected for other values of $\omega = n\omega_1$. Fig. 2 (top plot) shows the maximum variation of the string's configuration at resonance ($\omega = \omega_1$) for arbitrarily chosen a few values of the ratio $r = d_l/d_0$. Fig. 2 (middle plot) shows the same, but away from resonance. Again, the disturbance of the string's equilibrium position is visible, though small, as expected, compared to the case at resonance. The un-

pinning force $F_y (= T \sin \theta)$ arises due to the deviation of the string's equilibrium configuration is shown in Fig. 2 (bottom plot), where, for comparison, the ratio $|F_y/F_p|$ (keeping F_p fixed) is plotted versus the driving frequency ω . Clearly, for $F_p \simeq 10^{-3}$ MeV/fm and $r = 1$, there is an appreciable deviation of the string's equilibrium configuration in the frequency range $\omega = (0.2-1.9) \omega_1$, providing enough unpinning force ($|F_y/F_p| \geq 1$) on the nuclear site. For $r \sim 1.5$, the unpinning seems to occur for all values of ω , while for $r \sim 0.5$, there are a few gaps in ω for which unpinning might not occur. Note, for $r \neq 1$, the second term in Eq.(6), though small compared to the first term, can have a significant contribution, particularly at $\omega = n\omega_1 (n = 2, 4, \dots)$. Including such a term allows both normal mode frequencies, even and odd, to produce the resonance phenomenon. However, for a string segment of length $l \simeq 10^3$ fm, the results for $r \simeq 1$ (i.e., the approximately equal amplitude of vibration of the nuclear sites pinned at two ends of a line segment) may be more reliable.

Here are a few observations : (1) As the driving frequency's precise value is unknown, we provide a possible range $\Delta\omega \sim \omega_1$ around ω_1 for which the vortex unpinning is expected to be effective. (2) The effect is not specific to around ω_1 only. A similar phenomenon should be observed for ω closed to any other normal mode frequencies $\{\omega_n (\leq \omega_{max})\}$ with a similar range $\Delta\omega \sim \omega_n$. The number of such normal modes within ω_1 to ω_{max} is also reasonably large $\omega_{max}/\omega_1 \sim 100$. Thus, the resonance phenomenon is likely effective for arbitrary driving frequency $\omega (\leq \omega_{max})$. (3) The results are presented by taking a sample value $\omega_1 = 8.2 \times 10^{18} \text{ s}^{-1}$. However, the numerical value of $\omega_1 = (\pi/l)\sqrt{T/\mu}$ depends on the parameters associated with the vortex lines, such as string tension T , length of a string segment l , and mass per unit length μ of a vortex line. Since these parameters vary across the inner crust (see Eq. (2) and Eq. (10)), in principle, the specific value of ω_1 should represent a particular region of the inner crust. However, it is evident from Eq. (12) that for a fixed value of l , numerical value of ω_1 is almost constant throughout the strong pinning region. Thus, ω_1 mainly depends on the length of the string segment. For the lattice spacing of about 50 fm, we have considered a reasonable string length $l = 10^3$ fm, as suggested in the literature. Order of magnitude shorter l (e.g., $l \simeq 2a$) produces an unrealistic pinning force [22]. On the contrary, larger l reduces ω_1 and increases the ratio ω_{max}/ω_1 . Thus, larger l adds more normal modes of a string segment and increases the possibility of frequency matching (ω with ω_n). All the above points coherently ensure that the resonance is inevitable everywhere in the strong pinning zone, irrespective of the values of the driving frequency ω ($\omega_1 \lesssim \omega \leq \omega_{max}$).

The number of affected vortices due to the resonance in the strong pinning region can be written as $N_v = 2\pi R_{in} D_s n_v$. Where D_s is the thickness of the region, R_{in} (~ 9 km) is the inner crust radius, and $n_v = 4m_n \Omega / h \simeq 10^7 \text{ m}^{-2} (\Omega / \text{s}^{-1})$ is the areal vortex

density. The precise thickness of the strong pinning region depends on a specific neutron star structure model. For a typical $1.4M_\odot$ neutron star with an equation of state of moderate stiffness, the value of D_s turns out to be about 400 m (see Ref. [8] and the references therein). Thus, the number of unpinned vortices, say, for Vela pulsar with $\Omega \simeq 70$ rad/s, is given by $N_v \simeq 10^{16}$. These unpinned vortices, while moving outward can *knock-on* [11, 12] and unpin more vortices [10] from the weak pinning zone, providing the possible explanation of large-scale (almost) instantaneous vortex unpinning. The crustquake which releases strain energy and triggers lattice vibration is assumed to occur frequently, with an approximately one-year waiting period [25] between any two successive glitches (set by a typical frequency of Crab-pulsar glitches). Such waiting period is crucial enough for the pinned superfluid-vortex region to carry an extra angular momentum $\Delta\Omega$ compared to the rigid (outer) crust-core region. The sudden release of these vortices caused by the forced vibration, followed by a knock-on process providing the necessary large-size glitches.

Comments and Scopes: Our proposal aims to understand the physics behind the large-scale vortex unpinning from the inner crust. We observe that unifying the crustquake and superfluid-vortex models can provide a natural explanation of such events. Further, crustquakes with about one event per year can explain the observed large-size glitches without any contradiction of producing large-size glitches with a small waiting period. This is because the crustquake here merely triggers, while the instantaneous release of vortices produces glitches.

We initiated the proposed study by taking a sample of a string segment representing a specific region of the inner crust. There is a scope for extending the study by taking a single vortex line consisting of several string segments lying within the strong pinning region but with varying string and lattice parameters suitable to the specific areas (Note, a vortex line extending along x -axis crosses through a varying baryon density region.). One can also simulate the entire strong pinning zone to observe the overall effect. For such a study, identifying the strong pinning region and determining its thickness can be achieved by constructing a standard neutron star structure with a suitable equation of state. Similarly, one can extend the study for the interstitial pinning region to see if the lattice vibration also affects the vortex pinning in that region. Other possible consequences of the oscillation of vortex lines, such as the heating effect due to the excitation of Kelvin waves [21] can be explored to constrain various parameters, particularly the self-energy of vortex lines, the length between any two successive pinning sites, pinning energy, etc. We want to explore some of these in our subsequent work.

Acknowledgments : We thank Arpan Das for his valuable suggestions and Rashmi R. Mishra for helpful

discussions.

Data Availability : No new data were generated or analyzed in support of this research.

-
- [1] C. M. Espinoza, A. G. Lyne, B. W. Stappers, and M. Kramer, A study of 315 glitches in the rotation of 102 pulsars: A study of 315 glitches in 102 pulsars, *Monthly Notices of the Royal Astronomical Society* **414**, 1679–1704 (2011).
- [2] M. Ruderman, Neutron Starquakes and Pulsar Periods, *Nature* **223**, 597 (1969).
- [3] G. Baym, C. Pethick, D. Pines, and M. Ruderman, Spin Up in Neutron Stars : The Future of the Vela Pulsar, *Nature* **224**, 872 (1969).
- [4] G. Baym and D. Pines, Neutron starquakes and pulsar speedup., *Annals of Physics* **66**, 816 (1971).
- [5] P. W. Anderson and N. Itoh, Pulsar glitches and restlessness as a hard superfluidity phenomenon, *Nature* **256**, 25 (1975).
- [6] B. Haskell and A. Melatos, Models of pulsar glitches, *Int. J. Mod. Phys. D* **24**, 1530008 (2015), arXiv:1502.07062 [astro-ph.SR].
- [7] O. Akbal and M. A. Alpar, Minimum glitch of the crab pulsar and the crustquake as a trigger mechanism, *Monthly Notices of the Royal Astronomical Society* **473**, 621 (2018).
- [8] B. Link and R. I. Epstein, Thermally driven neutron star glitches, *Astrophys. J.* **457**, 844 (1996), arXiv:astro-ph/9508021 [astro-ph].
- [9] B. Layek and P. Yadav, Vortex unpinning due to crustquake initiated neutron excitation and pulsar glitches, *Mon. Not. Roy. Astron. Soc.* **499**, 455 (2020), arXiv:2009.08085 [astro-ph.HE].
- [10] B. Layek, D. G. Venkata, and P. Yadav, Glitches due to quasineutron-vortex scattering in the superfluid inner crust of a pulsar, *Phys. Rev. D* **107**, 023004 (2023), arXiv:2207.07834 [astro-ph.HE].
- [11] L. Warszawski, A. Melatos, and N. G. Berloff, Unpinning triggers for superfluid vortex avalanches, *Phys. Rev. B* **85**, 104503 (2012).
- [12] L. Warszawski and A. Melatos, Knock-on processes in superfluid vortex avalanches and pulsar glitch statistics, *Mon. Not. Roy. Astron. Soc.* **428**, 1911 (2013), arXiv:1210.2203 [astro-ph.HE].
- [13] O. Elgaroy and F. V. De Blasio, Superfluid vortices in neutron stars, *Astronomy & Astrophysics* **370**, 939 (2001).
- [14] S. Seveso, P. M. Pizzochero, F. Grill, and B. Haskell, Mesoscopic pinning forces in neutron star crusts, *Monthly Notices of the Royal Astronomical Society* **455**, 3952–3967 (2015).
- [15] B. Link and Y. Levin, Vortex pinning in neutron stars, slipstick dynamics, and the origin of spin glitches, *The Astrophysical Journal* **941**, 148 (2022).
- [16] R. I. Epstein and G. Baym, Vortex Pinning in Neutron Stars, *Astrophys. J.* **328**, 680 (1988).
- [17] G. Wlazłowski, K. Sekizawa, P. Magierski, A. Bulgac, and M. M. Forbes, Vortex pinning and dynamics in the neutron star crust, *Phys. Rev. Lett.* **117**, 232701 (2016).
- [18] A. P. French, *Vibrations and Waves* (W. W. Norton & Company, New York, 1971).
- [19] C. Kittel, *Introduction to Solid State Physics*, 8th ed. (John Wiley & Sons, Hoboken, NJ, 2004).
- [20] B. Link, Dynamics of quantum vorticity in a random potential, *Phys. Rev. Lett.* **102**, 131101 (2009).
- [21] R. I. Epstein and G. Baym, Vortex Drag and the Spin-up Time Scale for Pulsar Glitches, *Astrophys. J.* **387**, 276 (1992).
- [22] B. Link, Instability of superfluid flow in the neutron star inner crust: Instability of superfluid flow, *Monthly Notices of the Royal Astronomical Society* **422**, 1640–1647 (2012).
- [23] C. Ecker and L. Rezzolla, A general, scale-independent description of the sound speed in neutron stars, *The Astrophysical Journal Letters* **939**, L35 (2022).
- [24] A. Pastore, S. Baroni, and C. Losa, On the superfluid properties of the inner crust of neutron stars, *Phys. Rev. C* **84**, 065807 (2011), arXiv:1108.3123 [nucl-th].
- [25] G. Baym and D. Pines, Neutron starquakes and pulsar speedup., *Annals of Physics* **66**, 816 (1971).