

Control incompatibility in multiparameter quantum metrology

Zhiyao Hu,^{1,2,3,*} Shilin Wang,^{4,†} Linmu Qiao,⁴ Takuya Isogawa,^{1,5} Changhao Li,^{1,5}
Yu Yang,³ Guoqing Wang,^{1,5,6,‡} Haidong Yuan,^{4,§} and Paola Cappellaro^{1,5,6,¶}

¹MIT-Harvard Center for Ultracold Atoms and Research Laboratory of Electronics,
Massachusetts Institute of Technology, Cambridge, MA 02139, USA

²Pritzker School of Molecular Engineering, The University of Chicago, Chicago, Illinois 60637, USA

³School of Physics, Xi'an Jiaotong University, Xi'an 710049, China

⁴Department of Mechanical and Automation Engineering,
The Chinese University of Hong Kong, Shatin, Hong Kong

⁵Department of Nuclear Science and Engineering,
Massachusetts Institute of Technology, Cambridge, MA 02139, USA

⁶Department of Physics, Massachusetts Institute of Technology, Cambridge, MA 02139, USA

In practical applications like quantum sensing and quantum imaging, there is often a necessity to estimate multiple parameters simultaneously. Although the ultimate precision limits for single-parameter estimation are well established, the precision limit of multi-parameter estimation is much less understood. This is primarily due to the inherent incompatibility of the optimal strategies for the estimation of different parameters, particularly those pertaining to optimal control. In this study, we tackle the critical issue of control incompatibility in multi-parameter estimation by presenting explicit cases that expose this challenge. Our research not only pioneers the exploration of control incompatibility but also highlights its pivotal role in the field. Furthermore, our work offers valuable insights into how to minimize trade-offs induced by control incompatibility and enhance precision. This paves the way for future investigations into control strategies that enable optimal estimation of multiple parameters that are incompatible.

Introduction — A central pursuit in quantum metrology is to determine the highest achievable precision in sensing and to design strategies to reach this precision. This involves the preparation of optimal probe states, the application of optimal control techniques, and the performance of optimal measurements. Significant progress has been made in understanding the ultimate limits of local precision and the corresponding optimal strategies for single-parameter quantum estimation [1–4]. However, in practical applications such as sensing vector fields, the estimation of multiple parameters is often necessary, and the ultimate precision in such scenarios is much less understood. A major challenge in identifying the ultimate precision in multiparameter quantum metrology is the issue of *incompatibility* [5–8]. Strategies that are optimal for estimating different parameters can be mutually exclusive, hindering the simultaneous achievement of the highest precision for all parameters [9–11]. Addressing the trade-offs that result from this incompatibility has become an important topic in multiparameter quantum metrology.

In the strategies of quantum sensing, incompatibility can manifest at various stages, including the optimization of probe states, implementation of optimal controls, and execution of optimal measurements. While the trade-offs resulting from the incompatibility of optimal probe states and measurements have been extensively investigated [12–16], the trade-off due to control incompatibility remains largely unexplored. The main challenge arises from the vast space of possible control strategies, making it difficult to identify controls that minimize the trade-off induced by incompatibility. It is important to recognize

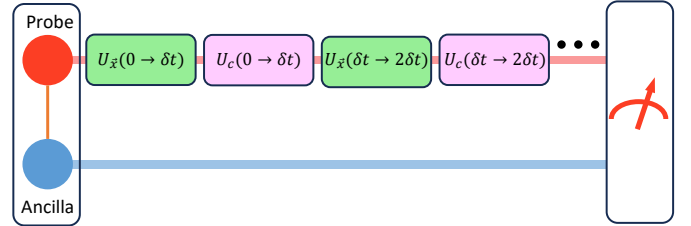


FIG. 1. A demonstration of the control-enhanced sequential scheme. The system qubit is maximally entangled with an ancilla. The time-dependent Hamiltonian parameters to be estimated are encoded in $U_{\vec{x}}$ and applied to the probe qubit with the aid of control U_c , and projective measurements are performed on the probe-ancilla to read out all the encoded information simultaneously.

that the incompatibility of optimal probe states and measurements can also be viewed as the incompatibility of the optimal control operations required for state preparation and measurement. Investigating the incompatibility of the full control strategy, especially when it involves a large or even unlimited number of controlled operations during the evolution, poses a considerably more formidable challenge due to the growing complexity of the control space as the number of operations increases.

In this letter, we provide an approach to address this challenge, focusing on a single qubit sensor with an ancillary system. We concentrate on the estimation of parameters related to non-commuting generators within $SU(2)$ dynamics. The non-commuting generators entail that the optimal controls to achieve the highest precision for each

individual parameter are incompatible. We characterize the trade-off induced by the incompatibility and provide an approach to design the optimal strategy that minimizes the incompatibility. We then apply the developed method to the estimation of vector magnetic fields and characterize the minimal incompatibility with the optimal strategy.

Quantum multiparameter estimation — We consider estimating multiple parameters $\vec{x} = (x_1, x_2, \dots, x_n)$ encoded in the Hamiltonian

$$H = \vec{F}(\vec{x}, t) \cdot \vec{\sigma}, \quad (1)$$

where $\vec{F}(\vec{x}, t) = [F_1(\vec{x}, t), F_2(\vec{x}, t), F_3(\vec{x}, t)]$ is an arbitrary vector function of \vec{x} and t , and $\vec{\sigma} = (\sigma_x, \sigma_y, \sigma_z)$ are the Pauli matrices. When we only focus on the estimation of a single parameter $x_i \in \vec{x}$, the local precision limit can be characterized by the Cramér-Rao bound (CRB) and quantum Cramér-Rao bound (QCRB) as:

$$\delta x_i^2 \geq \frac{1}{n} [I^{-1}(\vec{x})]_{ii} \geq \frac{1}{n} [J^{-1}(\vec{x})]_{ii} \geq \frac{1}{n J_{x_i}}. \quad (2)$$

where n is the number of repetitions, $I(\vec{x})_{ij} = \int p(y|x) [\partial \ln p(y|x) / \partial x_i] [\partial \ln p(y|x) / \partial x_j] dy$ is ij th term of the classical Fisher information matrix (CFIM), $J(\vec{x})_{ij} = 4\text{Re}(\langle \partial_{x_i} \varphi_x | \partial_{x_j} \varphi_x \rangle - \langle \partial_{x_i} \varphi_x | \varphi_x \rangle \langle \varphi_x | \partial_{x_j} \varphi_x \rangle)$ is the ij th term of the quantum Fisher information (QFIM) of the state $|\varphi_x\rangle$, J_{x_i} represents the i -th diagonal term of the QFIM [17–21]. The third inequality can only be attained when $J(\vec{x})$ is diagonal [22]. To achieve the highest precision in estimating x_i encoded in the dynamics $U_{\vec{x}}$, three steps are required: (1) prepare optimal probe state $|\varphi_0\rangle$; (2) apply optimal control during the evolution; (3) perform optimal measurement.

For the estimation of multiple parameters encoded in SU(2) dynamics, the maximally entangled state, $|\varphi_0\rangle = (|0_p 0_a\rangle + |1_p 1_a\rangle) / \sqrt{2}$, with a qubit being the probe and another being the ancilla as shown in Fig.1, and the Bell measurement are always optimal (see supplementary material for proof). With the maximally entangled state as the probe state, the QFI is given by:

$$J_{x_i} = 4 \langle \partial_{x_i} \varphi_x | \partial_{x_i} \varphi_x \rangle = 4 \langle S_{x_i}^2 \rangle, \quad (3)$$

where

$$S_{x_i} = \int_0^T U^\dagger(0 \rightarrow t) \partial_{x_i} H U(0 \rightarrow t) dt \quad (4)$$

is the generator for x_i in the Heisenberg picture [23]. From a geometry perspective, S_{x_i} can be interpreted as the accumulated displacement, and $\vec{V}_{x_i}^{\text{tot}} = U^\dagger \vec{V}_{x_i} U$ can be viewed as the instantaneous velocity under control with $\vec{V}_{x_i} = \partial_{x_i} H$. As shown in Fig.2(a), the optimal control forces the instantaneous velocity, which would follow a curved path, into a straight trajectory, so that the QFI is maximized, since now $J_{x_i}^{\text{opt}} = 4 [\int_0^T |\vec{V}_{x_i}| dt]^2$.

Finding the optimal control scheme becomes non-trivial for multiparameter estimation, owing to the incompatibility of optimal controls for multiple parameters [24]. As illustrated in Fig.2, when attempting for example to simultaneously estimate two parameters, the joint control inevitably leads to trade-offs, preventing both parameters from achieving their maximum displacement. An additional complication arises when different weights are given to the desired precision of different parameters and it significantly influences the effects of the control [25].

Control scheme and applications — To quantify the trade-offs induced by the control incompatibility here we introduce the gap function \mathcal{G} as below:

$$\mathcal{G} = \sum_i (J_{x_i}^{\text{opt}} - J_{x_i}), \quad (5)$$

where $J_{x_i}^{\text{opt}}$ is the QFI of x_i under the single-parameter optimal control, and J_{x_i} are the diagonal terms of the multi-parameter QFIM under a joint control protocol. The optimal joint control will minimize \mathcal{G} . A smaller optimal \mathcal{G} indicates a smaller trade-off arising from incompatible controls, with $\mathcal{G} = 0$ representing that each parameter shares the same optimal control, thus there is no control incompatibility. While reducing incompatibility does not always translate into the optimal parameter estimation, it can improve it in many cases and in particular when the QFIM off-diagonal terms are zero or small. It is worth noting that \mathcal{G} can be easily generalized to weighted multiparameter estimation using the figure of merit $\mathcal{G}(w) = \sum_i (w_i J_{x_i}^{\text{opt}} - w_i J_{x_i})$ with weights

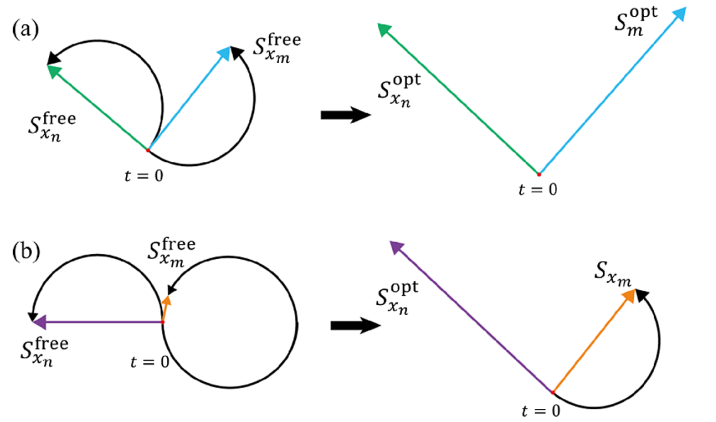


FIG. 2. A geometry perspective of QFI and control. Provided with the optimal probe states, J_{x_i} is proportional to the overall displacement $\langle S_{x_i}^2 \rangle$ with $i = m, n$. Here $S_{x_i}^{\text{free}}$ represents S_{x_i} under free evolution, and $S_{x_i}^{\text{opt}}$ represents the evolution of S_{x_i} after applying the optimal control. (a) The evolution of S_{x_m} and S_{x_n} without and with optimal control when there is no control incompatibility between the two schemes. (b) The evolution of S_{x_m} and S_{x_n} without and with the optimal control for n when there are unavoidable control incompatibilities between two schemes.

$w_1, w_2, \dots, w_i \geq 0$.

Here we show how to find the optimal joint control in estimating two parameters associated with non-commuting generators to reach the minimum \mathcal{G} .

We expect that in a 2-parameter case, the instantaneous velocities for each parameter might describe a complex trajectory. Following the 1-parameter case, we have an intuition that the optimal control should keep the two velocities on a fixed plane to maximize the displacement since two vectors define only one fixed plane. This intuition can be formally proved by showing that such control does minimize \mathcal{G} (see Supplementary Material).

With this intuition, we can divide the optimal control into three parts:

$$U_c(t_x \rightarrow t_x + \Delta t) = U_{a_2} U_{a_1} U_x^\dagger(t_x \rightarrow t_x + \Delta t). \quad (6)$$

Here $U_x^\dagger(t_x \rightarrow t_x + \Delta t)$ is the time-reversal of the free evolution, forcing $|\varphi_{t_x}\rangle$ to remain in the initial optimal probe state. U_{a_1} forces $\vec{V}_{x_i}^{\text{tot}}(t)$ to evolve in the fixed plane that $\vec{V}_{x_i}^{\text{tot}}(t=0)$ defines, while U_{a_2} forces \vec{V}_{x_i} to rotate in the fixed plane and reach the minimal incompatibility. We note that for time-independent Hamiltonian parameters, the optimal control recovers known results since we find $U_a = I$.

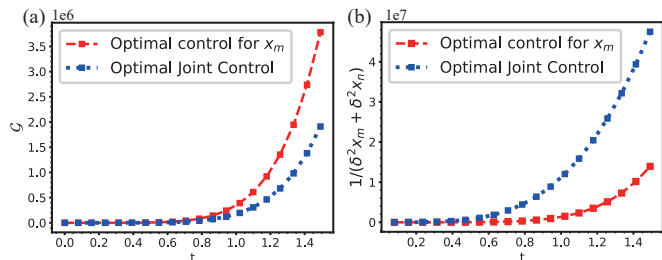


FIG. 3. The parameters to be estimated are encoded as $H = (\cos x_n t + \cos x_m t)\sigma_x + (\sin x_n t - \sin x_m t)\sigma_z$. Here t is the time for evolution, and x_m, x_n are chosen as $1.5s^{-1}$, $1s^{-1}$ with the same weight. (a) \mathcal{G} for the estimation of x_m and x_n with optimal control for x_m and joint optimal control. (c) Precision for the estimation of x_m and x_n with optimal control for x_m and joint optimal control.

To better demonstrate our optimal control scheme, we consider a few paradigmatic examples. First, we consider the estimation of time-independent Hamiltonian parameters, such as measuring the amplitudes of a DC magnetic field coupling to the probe as $H = B_x \sigma_x + B_y \sigma_y$. Since we have $\partial_t \vec{V}_{B_x} = \partial_t \vec{V}_{B_y} = 0$, the instant velocities trivially remain in the same plane. As there is no control incompatibility, the optimal control can be easily chosen as $U_c = U_x^\dagger$ with $U_a = I$. This is consistent with the previous result that a Hamiltonian engineering as $H_c = -H_x$ is the optimal control for the estimation of time-independent Hamiltonian parameters [26, 27].

When estimating time-dependent Hamiltonian parameters, U_a shall be involved. We first consider measuring

the amplitude and frequency of an AC field coupling to the probe as $H = -B(\cos \omega t \sigma_x + \sin \omega t \sigma_z)$. In this case, since $\langle \vec{V}_B(t) \vec{V}_\omega(t) \rangle = 0$, there is no control incompatibility and U_a can be chosen as $U_a(t_x \rightarrow t_x + \delta t) = e^{i\delta t \omega \sigma_y / 2}$, and the overall Hamiltonian engineering can be chosen as $H_c = -H_x - \frac{\omega}{2} \sigma_y$, which is also consistent with the previous result [23, 28].

The most general case arises when various parameters don't share the same optimal control as the angle between $\vec{V}_{x_m}(t)$ and $\vec{V}_{x_n}(t)$ may vary with time. This requires that U_{a_2} will be different for the evolution of each generator. An explicit solution for the control can be found when hoping to estimate two parameters following a procedure detailed in the supplementary material. As an example, we consider the estimation of multiple frequencies as $H = (\cos x_n t + \cos x_m t)\sigma_x + (\sin x_n t - \sin x_m t)\sigma_z$. In Fig. 3, we show that our joint control yields a smaller \mathcal{G} compared to just applying the individual optimal control for x_n and x_m . We also show that in this case, our method also gets a higher precision compared to the optimal control scheme only designed for x_m . We can further use our method to also tackle the case where each uncertainty is weighted, since we can simply rescale the amplitudes of the velocities.

In the supplementary materials, we explore the potential extension of our method to the estimation of multiple parameters encoded within $SU(2)$ dynamics, allowing for arbitrary weighting schemes. Our analysis reveals that the method can be generalized effectively to scenarios involving more than two parameters, provided the instantaneous velocities remain confined to two dimensions. This highlights the robustness of our approach in addressing two-dimensional parameter estimation problems.

Discussions and conclusions — In this work we focused on finding a control strategy that minimizes the generator incompatibility. However, the gap \mathcal{G} only accounts the diagonal elements of the QFIM. Minimizing \mathcal{G} is equivalent to minimizing trade-offs only when $J_{mn} = 4\langle S_{x_m} S_{x_n} \rangle = 0$. When that's not the case, the precision in estimating two parameters, x_m and x_n is bounded by

$$\delta x_m^2 + \delta x_n^2 \geq \text{Tr}(J^{-1}) = \frac{J_m + J_n}{J_m J_n - J_{mn}^2}. \quad (7)$$

minimizing \mathcal{G} directly leads to an enhancement in precision when $\langle S_{x_m} S_{x_n} \rangle \approx 0$. If instead the generators are nearly (anti)correlated, i.e., $\langle S_{x_m} S_{x_n} \rangle \approx \pm \langle S_{x_m} \rangle \langle S_{x_n} \rangle$, the non-diagonal terms will significantly affect the precision, and our method will be less effective in minimizing trade-offs.

In conclusion, we analyze trade-offs resulting from control incompatibility in multiparameter estimation. We show that for estimating two non-commuting parameters within $SU(2)$ dynamics, we could quantify as well

as minimize control incompatibility by applying developed control, and the scheme can also apply to estimating more than two parameters encoded in a two-dimensional vector field. With the maximum entangled state as the probe states and a set of POVMs for measurement, our developed method will effectively minimize control incompatibility between the unknown parameters. In particular, our method could take the weighted function into account, minimizing incompatibility with specific weights. Our work provides valuable insight into control-enhanced multiparameter estimation under trade-offs with specific weights, providing an experimentally implementable method for minimizing control incompatibility in weighted multiparameter estimation, pushing the boundary of quantum metrology and quantum information science.

We thank Boning Li and Minh-Thi Nguyen for the helpful discussion.

* zhiyaohu.phys@gmail.com; These authors contributed equally.

† These authors contributed equally.

‡ gq.wang@mit.edu

§ hdyuan@mae.cuhk.edu.hk

¶ pcappell@mit.edu

- [1] S. Pang and T. A. Brun, Quantum metrology for a general hamiltonian parameter, *Physical Review A* **90**, 022117 (2014).
- [2] J. Liu and H. Yuan, Quantum parameter estimation with optimal control, *Physical Review A* **96**, 012117 (2017).
- [3] Q. Liu, Z. Hu, H. Yuan, and Y. Yang, Optimal strategies of quantum metrology with a strict hierarchy, *Physical Review Letters* **130**, 070803 (2023).
- [4] F. Poggiali, P. Cappellaro, and N. Fabbri, Optimal control for one-qubit quantum sensing, *Physical Review X* **8**, 021059 (2018).
- [5] F. Belliardo and V. Giovannetti, Incompatibility in quantum parameter estimation, *New Journal of Physics* **23**, 063055 (2021).
- [6] T. Heinosaari, T. Miyadera, and M. Ziman, An invitation to quantum incompatibility, *Journal of Physics A: Mathematical and Theoretical* **49**, 123001 (2016).
- [7] O. Gühne, E. Haapasalo, T. Kraft, J.-P. Pellonpää, and R. Uola, Colloquium: Incompatible measurements in quantum information science, *Reviews of Modern Physics* **95**, 011003 (2023).
- [8] C. Li, M. Chen, and P. Cappellaro, A geometric perspective: experimental evaluation of the quantum cramer-rao bound, arXiv preprint arXiv:2204.13777 (2022).
- [9] Z. Hou, Z. Zhang, G.-Y. Xiang, C.-F. Li, G.-C. Guo, H. Chen, L. Liu, and H. Yuan, Minimal tradeoff and ultimate precision limit of multiparameter quantum magnetometry under the parallel scheme, *Physical Review Letters* **125**, 020501 (2020).
- [10] J. S. Sidhu, Y. Ouyang, E. T. Campbell, and P. Kok, Tight bounds on the simultaneous estimation of incompatible parameters, *Physical Review X* **11**, 011028 (2021).
- [11] X.-M. Lu and X. Wang, Incorporating heisenberg's uncertainty principle into quantum multiparameter estimation, *Physical Review Letters* **126**, 120503 (2021).
- [12] F. Albarelli, M. Barbieri, M. Genoni, and I. Gianani, A perspective on multiparameter quantum metrology: From theoretical tools to applications in quantum imaging, *Physics Letters A* **384**, 126311 (2020).
- [13] B. Xia, J. Huang, H. Li, H. Wang, and G. Zeng, Toward incompatible quantum limits on multiparameter estimation, *Nature Communications* **14**, 1021 (2023).
- [14] H. Chen, Y. Chen, and H. Yuan, Information geometry under hierarchical quantum measurement, *Physical Review Letters* **128**, 250502 (2022).
- [15] H. Chen, Y. Chen, and H. Yuan, Incompatibility measures in multiparameter quantum estimation under hierarchical quantum measurements, *Physical Review A* **105**, 062442 (2022).
- [16] R. D. Gill and S. Massar, State estimation for large ensembles, *Physical Review A* **61**, 042312 (2000).
- [17] R. A. Fisher, Theory of statistical estimation, in *Mathematical proceedings of the Cambridge philosophical society*, Vol. 22 (Cambridge University Press, 1925) pp. 700–725.
- [18] C. R. Rao *et al.*, Information and the accuracy attainable in the estimation of statistical parameters, *Breakthroughs in statistics*, 235 (1992).
- [19] M. G. A. Paris, Quantum estimation for quantum technology, *International Journal of Quantum Information* **07**, 125 (2009).
- [20] C. W. Helstrom, Quantum detection and estimation theory, *Journal of Statistical Physics* **1**, 231 (1969).
- [21] S. L. Braunstein and C. M. Caves, Statistical distance and the geometry of quantum states, *Phys. Rev. Lett.* **72**, 3439 (1994).
- [22] J. Liu, H. Yuan, X.-M. Lu, and X. Wang, Quantum Fisher information matrix and multiparameter estimation, *Journal of Physics A: Mathematical and Theoretical* **53**, 023001 (2019).
- [23] S. Pang and A. N. Jordan, Optimal adaptive control for quantum metrology with time-dependent Hamiltonians, *Nature Communications* **8**, 14695 (2017).
- [24] R. Demkowicz-Dobrzański, W. Górecki, and M. Guţă, Multi-parameter estimation beyond quantum Fisher information, *Journal of Physics A: Mathematical and Theoretical* **53**, 363001 (2020).
- [25] Z. Hou, Z. Zhang, G.-Y. Xiang, C.-F. Li, G.-C. Guo, H. Chen, L. Liu, and H. Yuan, Minimal tradeoff and ultimate precision limit of multiparameter quantum magnetometry under the parallel scheme, *Physical Review Letters* **125**, 020501 (2020).
- [26] H. Yuan, Sequential Feedback Scheme Outperforms the Parallel Scheme for Hamiltonian Parameter Estimation, *Physical Review Letters* **117**, 160801 (2016).
- [27] Z. Hou, J.-F. Tang, H. Chen, H. Yuan, G.-Y. Xiang, C.-F. Li, and G.-C. Guo, Zero trade-off multiparameter quantum estimation via simultaneously saturating multiple heisenberg uncertainty relations, *Science Advances* **7**, eabd2986 (2021).
- [28] Z. Hou, Y. Jin, H. Chen, J.-F. Tang, C.-J. Huang, H. Yuan, G.-Y. Xiang, C.-F. Li, and G.-C. Guo, Superheisenberg and heisenberg scalings achieved simultaneously in the estimation of a rotating field, *Physical Review Letters* **126**, 070503 (2021).
- [29] C. Helstrom, Quantum detection and estimation theory,

ser, Mathematics in Science and Engineering. New York: Academic Press **123** (1976).

[30] M. Naghiloo, A. N. Jordan, and K. W. Murch, Achieving Optimal Quantum Acceleration of Frequency Estimation

Using Adaptive Coherent Control, Physical Review Letters **119**, 180801 (2017).

ULTIMATE PRECISION IN SINGLE-PARAMETER ESTIMATION

The precision for estimating x_i is quantified through the error propagation as

$$\delta x_i = \frac{\Delta O_{x_i}}{|\partial_{x_i} \langle O_{x_i} \rangle|}, \quad (8)$$

where O_{x_i} is the observable, $\langle O_{x_i} \rangle = \langle \varphi_x | O_{x_i} | \varphi_x \rangle$. With the generator as $S_{x_i} = iU_c^\dagger [\partial_{x_i} U]$ and the Heisenberg uncertainty relation, we can reach

$$\delta x_i \Delta S_{x_i} \geq \frac{1}{2}, \quad (9)$$

and it can be reduced to

$$\delta x_i^2 \geq \frac{1}{4 \langle \varphi_0 | \Delta S_{x_i}^2 | \varphi_0 \rangle}, \quad (10)$$

with the optimal probe making $\langle \varphi_0 | S_{x_i} | \varphi_0 \rangle = 0$. From the geometry perspective, QFI could be viewed as summing up all the instantaneous velocities with time, improving precision equals to maximize

$$\lim_{N \rightarrow +\infty} \sum_{k=0}^{N-1} \vec{V}_{x_i}(k\Delta t) \Delta t \quad (11)$$

while control itself will not impact the amplitude of the instantaneous velocities, it will regulate how it is accumulated, so the largest displacement is achieved when all the instantaneous velocities point to the same direction and constitute a straight line, and the maximum QFI goes to

$$J_{x_i}^{\text{opt}} = 4S_{x_i}^2 = 4 \left(\int_0^T |\vec{V}_{x_i}| dt \right)^2. \quad (12)$$

OPTIMAL PROBE AND OPTIMAL MEASUREMENT

We show that the maximally entangled state can be chosen as the optimal probe state. The optimal probe state $|\varphi_0\rangle$ is chosen to maximize the variance for each parameter when $t = 0$,

$$\delta S_{x_i}^2 = \langle \varphi_0 | S_{x_i}^2 | \varphi_0 \rangle - \langle \varphi_0 | S_{x_i} | \varphi_0 \rangle^2. \quad (13)$$

With S_{x_i} acting only on the probe qubit and the maximally entangled state giving $\text{Tr}_a[|\varphi_0\rangle\langle\varphi_0|] = \mathbf{1}/2$, we reach the maximum of the variance,

$$\delta S_{x_i}^2 = \frac{1}{2} \text{Tr}(S_{x_i}^2). \quad (14)$$

Importantly, while other states might also lead to the maximum variance, the maximally entangled state ensures that this maximization is reached for any S_x generator simultaneously.

Here we show that for estimating multiple parameters associated with non-commuting generators encoded within the $SU(2)$ dynamics, we could simultaneously achieve the multiparameter QCRB with an ancillary qubit, but there is no such measurement when the ancillary qubits are no longer available. To make the multiparameter QCRB attainable, the weak commutation condition $\langle \varphi_x | [L_{x_i}, L_{x_j}] | \varphi_x \rangle$ holds for pure states [29], where L_{x_i} is the solution to

$$\partial_{x_i} \rho_x = \frac{1}{2} (L_{x_i} \rho_x + \rho_x L_{x_i}). \quad (15)$$

L_x could be chosen as $L_x = 2\partial_{x_i}(|\varphi_x\rangle\langle\varphi_x|)$, which reduces the weak commutation condition to $Im[\langle\partial_{x_i}\varphi_x|\partial_{x_j}\varphi_x\rangle] = 0$, and it can be rewritten as:

$$Im[\langle\partial_{x_i}\varphi_x|\partial_{x_j}\varphi_x\rangle] = Im[\langle\varphi_0|S_{x_i}S_{x_j}|\varphi_0\rangle]. \quad (16)$$

With the aid of an ancilla, Eq.16 can be reduced to $Im[\langle\varphi_0|S_{x_i}S_{x_j}\otimes I_{\text{ancilla}}|\varphi_0\rangle] = 0$. The optimal measurements thus exist to achieve the multiparameter QCRB.

CONTROL SCHEME TO MINIMIZE \mathcal{G}

The instant velocity of x_i can be expressed as

$$\vec{V}_{x_i}(t) = \partial_{x_i}\vec{F}(\vec{x}, t) \cdot \vec{\sigma} = (\partial_{x_i}F_x, \partial_{x_i}F_y, \partial_{x_i}F_z), \quad (17)$$

While control can be viewed as a rotation to the velocity, the generator can be expressed as:

$$S_{x_i} = \int_0^T R(t) \cdot \vec{V}_{x_i} dt, \quad (18)$$

where $R(t)$ is a time-dependent orthogonal matrix describing the impact of the control. With $J_{x_i} = 4\langle S_{x_i}^2 \rangle$, we get

$$\begin{aligned} J_{x_i} &= 4 \int_0^T \int_0^T dt_1 dt_2 \vec{V}_{x_i}^T(t_2) \cdot R^T(t_2)R(t_1) \cdot \vec{V}_{x_i}(t_1) \\ &= 4 \int_0^T \int_0^T dt_1 dt_2 \text{Tr} \left[R^T(t_2) R(t_1) \vec{V}_{x_i}(t_1) \vec{V}_{x_i}^T(t_2) \right]. \end{aligned} \quad (19)$$

While $J_{x_i}^{\text{opt}}$ will not be affected by the change of control method, in the following contexts we will focus on maximizing $\sum_i J_{x_i}$, which is equivalent to minimize \mathcal{G} . With all the parameters evolving under joint control, we reach that

$$\sum_{i=1}^m J_{x_i} = 4 \int_0^T \int_0^T dt_1 dt_2 \text{Tr} \left[R^T(t_2) R(t_1) \vec{\mathcal{V}}(t_1, t_2) \right], \quad (20)$$

where $\vec{\mathcal{V}}(t_1, t_2) = \sum_{i=1}^m \vec{V}_{x_i}(t_1) \vec{V}_{x_i}^T(t_2)$.

Previous work has already noted that in multi-parameter estimation, if the vectors $\vec{V}_{x_i}(t)$ are mutually orthogonal, then there is no incompatibility. A natural idea is to find, for any $\vec{\mathcal{V}}(t_1, t_2)$, the orthogonal matrix that is closest in Frobenius norm sense as:

$$\mathbf{Q} = \min_{\mathbf{Q}^T \mathbf{Q} = \mathbf{I}} \|\vec{\mathcal{V}}(t_1, t_2) - \mathbf{Q}\|_F \quad (21)$$

The Frobenius norm can be expressed in the form of a trace function.

$$\|\mathbf{A}\|_F \stackrel{\text{def}}{=} \langle \mathbf{A}, \mathbf{A} \rangle^{1/2} = \sqrt{\text{Tr}(\mathbf{A}^H \mathbf{A})}, \quad (22)$$

It is easy to see tha to minimize $\|\vec{\mathcal{V}}(t_1, t_2) - \mathbf{Q}\|_F^2$, the orthogonal matrix \mathbf{Q} should be chosen such that \mathbf{Q} has exactly the same off-diagonal elements as $\vec{\mathcal{V}}(t_1, t_2)$, and the sum of the squares of the diagonal elements is as close as possible. In this case, the squared matrix norm $\|\vec{\mathcal{V}}(t_1, t_2) - \mathbf{Q}\|_F^2$ can be expressed in the form of a trace function as:

$$\|\vec{\mathcal{V}}(t_1, t_2) - \mathbf{Q}\|_F^2 = \text{Tr} \left(\vec{\mathcal{V}}^T(t_1, t_2) \vec{\mathcal{V}}(t_1, t_2) \right) - 2 \text{Tr} \left(\mathbf{Q}^T \vec{\mathcal{V}}(t_1, t_2) \right), \quad (23)$$

Thus, Eq.23 is equivalent to maximizing the trace of the matrix $\left(\mathbf{Q}^T \vec{\mathcal{V}}(t_1, t_2) \right)$. Maximizing the trace function $\text{Tr} \left(\mathbf{Q}^T \vec{\mathcal{V}}(t_1, t_2) \right)$ can be achieved through the singular value decomposition (SVD) of the matrix $\vec{\mathcal{V}}(t_1, t_2)$. Let the SVD of the matrix $\vec{\mathcal{V}}(t_1, t_2)$ be $\vec{\mathcal{V}}(t_1, t_2) = \mathbf{U}(t_1, t_2) \mathbf{\Sigma}(t_1, t_2) \mathbf{V}^T(t_1, t_2)$, where $\mathbf{\Sigma} = \text{diag}(\sigma_1, \sigma_2, \dots, \sigma_n)$. By defining the orthogonal matrix $\mathbf{Z}(t_1, t_2) = \vec{\mathcal{V}}^T(t_1, t_2) \mathbf{Q}^T \mathbf{U}(t_1, t_2)$, we reach

$$\begin{aligned}
\text{Tr} \left(\mathbf{Q}^T \vec{\mathcal{V}}(t_1, t_2) \right) &= \text{Tr} \left(\mathbf{Q}^T \mathbf{U}(t_1, t_2) \boldsymbol{\Sigma}(t_1, t_2) \mathbf{V}^T(t_1, t_2) \right) = \text{Tr} \left(\mathbf{V}^T(t_1, t_2) \mathbf{Q}^T \mathbf{U}(t_1, t_2) \boldsymbol{\Sigma}(t_1, t_2) \right) \\
&= \text{Tr}(\mathbf{Z}(t_1, t_2) \boldsymbol{\Sigma}(t_1, t_2)) = \sum_{i=1}^m z_{ii}(t_1, t_2) \sigma_i(t_1, t_2) \\
&\leq \sum_{i=1}^m \sigma_i(t_1, t_2)
\end{aligned} \tag{24}$$

The equality holds if and only if $\mathbf{Z}(t_1, t_2) = \mathbf{I}$, i.e., $\mathbf{Q}(t_1, t_2) = \mathbf{U}(t_1, t_2) \mathbf{V}^T(t_1, t_2)$. In other words, if $\mathbf{Q}(t_1, t_2)$ is chosen as $\mathbf{U}(t_1, t_2) \mathbf{V}^T(t_1, t_2)$, then $\text{Tr} \left(\mathbf{Q}^T \vec{\mathcal{V}}(t_1, t_2) \right)$ reaches its maximum value, thereby minimizing $\|\vec{\mathcal{V}}(t_1, t_2) - \mathbf{Q}\|_F$.

It is not difficult to see that Eq.24 provides an upper bound for $\sum_{i=1}^m J_{x_i}$, which is the sum of all singular values, and it gives a universal lower bound for \mathcal{G} as

$$\mathcal{G} \geq 4 \sum_i^m \left(\int_0^T \left| \partial_{x_i} \vec{F}(\vec{x}, t) \right| dt \right)^2 - \sum_{i=1}^m \sigma_i(t_1, t_2). \tag{25}$$

This indicates that the minimal multiparameter incompatibility we wish to achieve is closely related to the orthogonality between these velocities \vec{V}_{x_i} . It is worth noting that the obtained \mathbf{Q} cannot always be written in the form of $R^T(t_2)R(t_1)$, so this upper bound is not always achievable.

Now we rewrite Eq.18 using rotation matrices and Euler angles as

$$\begin{aligned}
S_{x_i} &= \int_0^T R(t) \cdot \vec{V}_{x_i} dt \\
&= \int_0^T Z(\alpha_t) Y(\beta_t) Z(\gamma_t) \cdot \vec{V}_{x_i} dt.
\end{aligned} \tag{26}$$

With $J_{x_i} = 4 \langle S_{x_i}^2 \rangle$, we get

$$J_{x_i} = 4 \int_0^T \int_0^T dt_1 dt_2 \vec{V}_{x_i}^T(t_2) \cdot Z(-\gamma_{t_2}) Y(-\beta_{t_2}) Z(-\alpha_{t_2}) Z(\alpha_{t_1}) Y(\beta_{t_1}) Z(\gamma_{t_1}) \cdot \vec{V}_{x_i}(t_1). \tag{27}$$

Since all the parameters are encoded under the joint control, we get

$$\sum_{i=1}^m J_{x_i} = 4 \int_0^T \int_0^T dt_1 dt_2 \text{Tr}[Z(-\gamma_{t_2}) Y(-\beta_{t_2}) Z(-\alpha_{t_2}) Z(\alpha_{t_1}) Y(\beta_{t_1}) Z(\gamma_{t_1}) \cdot \vec{\mathcal{V}}(t_1, t_2)], \tag{28}$$

where $\vec{\mathcal{V}}(t_1, t_2) = \sum_{i=1}^m \vec{V}_{x_i}(t_1) \vec{V}_{x_i}^T(t_2)$. Now we take the form of functional to minimize \mathcal{G} as:

$$F[\alpha_{t_1}, \alpha_{t_2}, \beta_{t_1}, \beta_{t_2}, \gamma_{t_1}, \gamma_{t_2}] = \text{Tr}[Z(-\gamma_{t_2}) Y(-\beta_{t_2}) Z(-\alpha_{t_2}) Z(\alpha_{t_1}) Y(\beta_{t_1}) Z(\gamma_{t_1}) (\gamma_1, t_1) \cdot \vec{\mathcal{V}}(t_1, t_2)], \tag{29}$$

with the constrains

$$\partial_{\alpha_{t_i}} F = 0, \quad \partial_{\beta_{t_i}} F = 0, \quad \partial_{\gamma_{t_i}} F = 0. \tag{30}$$

And Eq.30 is the necessary condition for optimal joint control.

OPTIMAL CONTROL AND MINIMAL CONTROL INCOMPATIBILITY IN TWO-DIMENSIONAL MULTIPARAMETER ESTIMATION

Here we derive the analytical solution for the optimal control in two-dimensional (2d) multiparameter estimation.

We divide the control into three parts as $U_c(t_x \rightarrow t_x + \Delta t) = U_{a_2} U_{a_1} U_x^\dagger(t_x \rightarrow t_x + \Delta t)$. For two-parameter problems, U_{a_1} ensures that $\vec{V}_{x_i}^{\text{tot}}(t)$ evolves in the fixed plane while U_{a_2} forces \vec{V}_{x_i} to rotate in the fixed plane and reach the minimal incompatibility. Thus, the degrees of freedom for control are identical between two-parameter estimation and planar multiparameter estimation, so our method also works for sensing more than two parameters in two dimensions.

For simplification, now we assume that the evolution only takes place in the $x - y$ plane after applying U_x^\dagger as:

$$H_{\vec{x}} = f(\vec{x}, t)\sigma_x + g(\vec{x}, t)\sigma_y, \quad (31)$$

where f and g are arbitrary functions of \vec{x}, t . For simplification, we rewrite the velocity vectors as

$$\vec{V}_{x_i}(t) = \partial_{x_i} H(t) = (a_{x_i}(t), b_{x_i}(t), 0), \quad (32)$$

and \mathcal{V} can be demonstrated as following expression:

$$\vec{\mathcal{V}}(t_1, t_2) = \begin{bmatrix} \sum_{i=1}^N a_{x_i}(t_1)a_{x_i}(t_2) & \sum_{i=1}^N a_{x_i}(t_1)b_{x_i}(t_2) & 0 \\ \sum_{i=1}^N a_{x_i}(t_2)b_{x_i}(t_1) & \sum_{i=1}^N b_{x_i}(t_1)b_{x_i}(t_2) & 0 \\ 0 & 0 & 0 \end{bmatrix}. \quad (33)$$

And Eq.30 will reduce to

$$\partial_{\alpha_1} \text{Tr}[Z(-\alpha_{t_2})Z(\alpha_{t_1})\vec{\mathcal{V}}(t_1, t_2)] = 0; \quad (34)$$

$$\partial_{\alpha_2} \text{Tr}[Z(-\alpha_{t_2})Z(\alpha_{t_1})\vec{\mathcal{V}}(t_1, t_2)] = 0. \quad (35)$$

And we get

$$\tan(\alpha_{t_1} - \alpha_{t_2}) = \frac{\sum_{i=1}^N [a_{x_i}(t_1)b_{x_i}(t_2) - a_{x_i}(t_2)b_{x_i}(t_1)]}{\sum_{i=1}^N [a_{x_i}(t_1)a_{x_i}(t_2) + b_{x_i}(t_1)b_{x_i}(t_2)]}, \quad (36)$$

while $\alpha_{t_1} = \alpha_{t_2}$ holds when $t_2 = t_1$, we get

$$\alpha_t = \tan^{-1} \frac{\sum_{i=1}^N [a_{x_i}(t)b_{x_i}(0) - a_{x_i}(0)b_{x_i}(t)]}{\sum_{i=1}^N [a_{x_i}(t)a_{x_i}(0) + b_{x_i}(t)b_{x_i}(0)]}. \quad (37)$$

where α_t is the Euler angle in $Z(\alpha_t)$, so optimal control here can be chosen as

$$U(t \rightarrow t + \Delta t) = e^{-i\alpha_t \Delta t \cdot \sigma_z} U_x^\dagger. \quad (38)$$

It is worth noting that here the solution of α_t only guarantees that \mathcal{G} reaches its extremum value, rather than its minimum value, so additional π -pulse may exist [23, 30]. Additionally, since two non-parallel vectors define a unique plane, this method can be applied to estimate two Hamiltonian parameters with non-commuting generators by introducing an additional control to ensure that the velocities remain confined to the same plane. It's worth noting that weighted functions can be easily included in our method by changing the amplitude of a_{x_i} and b_{x_i} .

Now we derive the minimal control incompatibility in two-dimensional multiparameter estimation. The generators can be rewritten as

$$S_{x_i} = \int_0^T Z(\alpha_t) \cdot \vec{V}_{x_i} dt = \int_0^T dt \begin{bmatrix} a_{x_i} \cos(\alpha) - b_{x_i} \sin(\alpha) \\ a_{x_i} \sin(\alpha) + b_{x_i} \cos(\alpha) \\ 0 \end{bmatrix}, \quad (39)$$

And we get the diagonal terms of the QFIM as:

$$J_{x_i} = 4 \langle S_{x_i}^2 \rangle = 4 \int_0^T \int_0^T dt_1 dt_2 \cos(\alpha_{t_1} - \alpha_{t_2}) [a_{x_i}(t_1)a_{x_i}(t_2) + b_{x_i}(t_1)b_{x_i}(t_2)] + \sin(\alpha_{t_1} - \alpha_{t_2}) [a_{x_i}(t_1)b_{x_i}(t_2) - a_{x_i}(t_2)b_{x_i}(t_1)], \quad (40)$$

as well as

$$\sum_{i=1}^m J_{x_i} = 4 \int_0^T \int_0^T dt_1 dt_2 \cos(\alpha_{t_1} - \alpha_{t_2}) \sum_{i=0}^N [a_{x_i}(t_1)a_{x_i}(t_2) + b_{x_i}(t_1)b_{x_i}(t_2)] + \sin(\alpha_{t_1} - \alpha_{t_2}) \sum_{i=0}^N [a_{x_i}(t_1)b_{x_i}(t_2) - a_{x_i}(t_2)b_{x_i}(t_1)]. \quad (41)$$

After applying the optimal joint control, Eq.41 can be optimized to

$$\sum_{i=1}^m J_{x_i} = 4 \int_0^T \int_0^T dt_1 dt_2 \sqrt{\left(\sum_{i=0}^N [a_{x_i}(t_1)a_{x_i}(t_2) + b_{x_i}(t_1)b_{x_i}(t_2)] \right)^2 + \left(\sum_{i=0}^N [a_{x_i}(t_1)b_{x_i}(t_2) - a_{x_i}(t_2)b_{x_i}(t_1)] \right)^2}. \quad (42)$$

Hence the minimum \mathcal{G} can be taken as:

$$\mathcal{G} = 4 \int_0^T \int_0^T dt_1 dt_2 \sum_{i=0}^N \sqrt{a_{x_i}^2(t_1) + b_{x_i}^2(t_1)} \sqrt{a_{x_i}^2(t_2) + b_{x_i}^2(t_2)} - \sqrt{\left(\sum_{i=0}^N [a_{x_i}(t_1)a_{x_i}(t_2) + b_{x_i}(t_1)b_{x_i}(t_2)] \right)^2 + \left(\sum_{i=0}^N [a_{x_i}(t_1)b_{x_i}(t_2) - a_{x_i}(t_2)b_{x_i}(t_1)] \right)^2}. \quad (43)$$
