

Thermodynamics and State Preparation in a Two-State System of Light

Christian Kurtscheid,^{1,*} Andreas Redmann,^{1,†} Frank Vewinger,¹ Julian Schmitt,¹ and Martin Weitz^{1,‡}

¹*Institut für Angewandte Physik, Universität Bonn, Wegelerstrasse 8, 53115 Bonn, Germany*

The coupling of two-level quantum systems to the thermal environment is a fundamental problem, with applications ranging from qubit state preparation to spin models. However, for the elementary problem of the thermodynamics of an ensemble of bosons populating a two-level system despite its conceptual simplicity experimental realizations are scarce. Using an optical dye microcavity platform, we thermalize photons in a two-mode system with tunable chemical potential, demonstrating N bosons populating a two-level system coupled to a heat bath. Under pulsed excitation, Josephson oscillations between the two quantum states demonstrate the possibility for coherent manipulation. In contrast, under stationary conditions the thermalization of the two-mode system is observed. As the energetic splitting between eigenstates is two orders of magnitude smaller than thermal energy, at low occupations an almost equal distribution of the modes occupation is observed, as expected from Boltzmann statistics. For larger occupation, we observe efficient population of the ground state and saturation of the upper level at high filling, expected from quantum statistics. Our experiment holds promise for state preparation in quantum technologies as well as for quantum thermodynamics studies.

Thermodynamic properties of light are well studied for gaseous systems - photon gases - possessing a continuum of states, with the most common example for this being black-body radiation [1]. In this three-dimensional textbook system the radiant power, following the Stefan Boltzmann law $P \propto T^4$, is a fixed function of temperature T , and at low temperatures photons vanish in the system walls. More recently, also lower-dimensional systems have been studied, such as the two-dimensional photon gases realized in dye-filled microcavities for which the ‘frozen’ dimension gives rise to a low-frequency cutoff and the chemical potential becomes tuneable, much as in a gas of material particles [2]. Such systems have demonstrated to allow for photon Bose-Einstein condensation, leading to a macroscopic ground state population in a non-trivial lowest energy mode. Bose-Einstein condensation has in different configurations been realized both in photon and polariton systems [3–12], and the variability of these platforms has allowed to apply variable potentials. This has e.g. allowed for the observation of Josephson physics with photons or polaritons [13–15]. Thermalization effects of photons have also been observed in optical multimode fibers [16–19]. In other work, upon thermalization of photons in a double-well system superimposed by a harmonic trap potential as to provide the required density of states of the higher lying mode continuum a Bose-Einstein condensate in a split state of light has been realized [20].

In the extreme opposite limit to continuous systems, two-state systems are similarly ubiquitous in quantum physics. The most well-known example is a spin $\frac{1}{2}$ -system, such as a proton in a magnetic field, where energy levels are separated by the Zeeman splitting. Near-resonant fields can drive transitions between these levels, while initial state preparation in liquid and solid state systems rely on the imbalance of equilibrium populations of the two quantum states at ambient temperature [21–23]. The obtainable signal in NMR applications crucially depends on the fidelity of state preparation, which here is well described by applying a Boltzmann distribution $e^{-\Delta E/k_B T}$, where ΔE denotes the Zeeman splitting and T temperature, which at typical fields of 4 Tesla, corresponding

to $\Delta E \simeq h \cdot 200$ MHz, yields a $\sim 10^{-5}$ excess population of the low energy ground state at room temperature. Two-state systems, usually effectively fermionic, coupled to a bath are commonly examined in the context of the spin-boson model [24–27], and coupled spin systems can be described e.g. by the Ising model [28]. For bosonic cold atom systems, Bose-Einstein condensates have been adiabatically loaded from harmonic into double-well traps [29], which has e.g. allowed to prepare non-classical many-body states [30].

In this work, we examine the thermodynamics of photons populating a two-state system with a freely tuneable chemical potential. Photons are thermalized by radiative coupling to a bath of dye molecules. The two-state system is provided by two modes of a microstructured dye-filled optical microcavity, where the coherent coupling is verified by the observation of Josephson oscillations. The energetic splitting between the two eigenmodes is two orders of magnitude below the thermal energy, and under equilibrium conditions at low filling we observe an almost equal distribution of eigenstate populations as expected from Boltzmann statistics, which corresponds to the situation of state preparation in room temperature NMR experiments. At high occupation numbers, however, despite the small splitting more than 90% of the measured emission arises from population of the low-energy eigenmode, as well understood from bosonic stimulation imposed by quantum statistics. Our results are in good agreement with the predictions of the elementary statistical mechanics model of N bosons occupying a two-state system in thermal equilibrium.

A schematic of our experimental scheme is shown in Fig. 1(a), which is a modified version of an apparatus used in earlier works [20, 31]. Photons are confined in a dye-solution filled microcavity with mirrors spaced in the wavelength regime ($D_0 \simeq 1.8 \mu\text{m}$). The small spacing introduces a large mode spacing that is comparable to the emission width of the dye, such that effectively only a single longitudinal cavity mode ($q = 9$) is populated, yielding an effective low-frequency cutoff at $hc/\lambda_{\text{cutoff}} \simeq 2.1$ eV photon energy, where $\lambda_{\text{cutoff}} = 2n_r D_0/q$ (typically 589 nm) denotes the cutoff wavelength, and $n_r = 1.44$ is the refractive index.

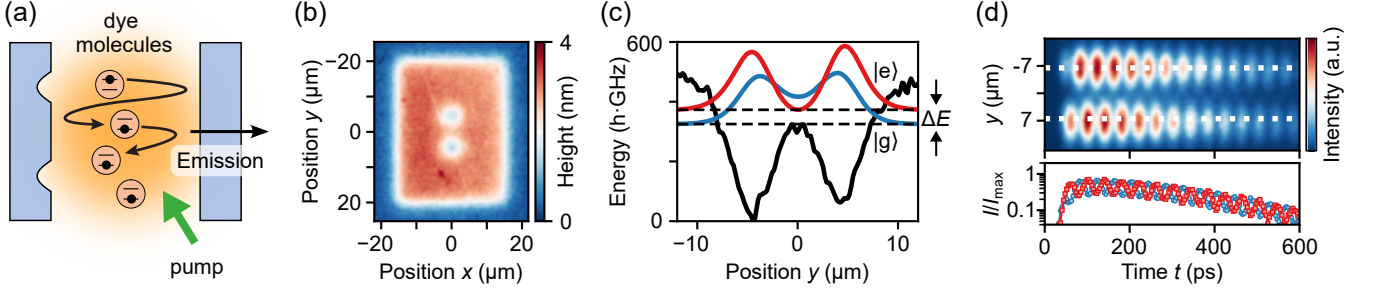


Fig. 1. (a) Photons are confined in a dye-solution filled optical microresonator consisting of a plane mirror and a mirror with a microstructured reflective surface profile. While trapped in the microresonator, photons thermalize with the dye by repeated absorption re-emission processes. (b) Height profile of the microstructured cavity mirror. (c) Cut of the expected potential energy for cavity photons along the double well axis (black solid line), realizing a two-level system with ground ($|g\rangle$) and excited ($|e\rangle$) states with (calculated) energy levels (dashed lines). The blue and red lines give the spatial variation of the probability densities of the two optical eigenstates along this axis, respectively. (d) (Top panel) Tunneling dynamics of photon wavepackets for a double-well structure where the oscillations at the used pump pulse duration can be resolved. (Bottom panel) Time evolution of the population in the upper (blue circles) and lower (red squares) sites.

To generate a two-state system, a double well potential is imprinted for the photon gas by suitable microstructuring of the surface profile of one of the cavity mirrors, which leads to a position-dependent permanent elevation of the reflecting dielectric coating [31]. Figure 1(b) shows a Mirau image of the created surface profile on the mirror, with two indents of $\approx 5 \mu\text{m}$ circular diameter and 1.6 nm depth spaced by $8.6 \mu\text{m}$ on the otherwise plane mirror surface. Within the microcavity at the lateral position of the indents, longer wavelength, i.e. lower energetic, photons fulfill the boundary conditions, i.e. we create a locally attractive potential. The photon gas in the resonator is formally equivalent to a two-dimensional gas of massive particles with effective mass $m_{\text{eff}} = h/(c \cdot \lambda_{\text{cutoff}})$ subject to a potential $V(x, y) = m_{\text{eff}} c^2 \cdot h(x, y)/D_0$, where $h(x, y)$ denotes the local height. In the two-site potential shown in Fig. 1(c), two eigenstates are trapped, as well described by the symmetric and antisymmetric superpositions of localized site wavefunctions. This realizes a two-state system for cavity photons, with a splitting of $\Delta E = h \cdot 50 \text{ GHz}$ for the structure shown in Fig. 1(b).

In initial experiments, we have studied Josephson oscillations in the two-state system. For this, the dye microcavity was pumped by pulsed laser irradiation, of typical pulse length 20 ps at 532 nm wavelength. The pump beam was tightly focused ($10 \mu\text{m}$ beam diameter), and directed to one of the microsites of the double-well system. To temporally resolve the oscillations triggered by the initial excitation, in this measurement we used a double-well structure with a larger distance of $12 \mu\text{m}$ between the microsites, which resulted in a smaller energy difference between the eigenmodes and, thus, a smaller oscillation frequency. For this measurement, due to the strong pumping, the intracavity intensity (typical photon numbers: 10^6 in the two modes) was too high to allow for significant thermalization effects of cavity photons [32], such that coherent wavepacket dynamics can be observed with a streak camera. Typical experimental data is shown in the top panel of Fig. 1(d) as a function of time and position along the

axis of the double well. We observe oscillations of the photon wavepackets between the trapping sites, see also the bottom panel for a plot giving the temporal evolution of populations. The decay at long times ($\sim 190 \text{ ps}$ time constant) arises from the finite lifetime of cavity photons due to mainly mirror losses. The oscillation occurs at a frequency corresponding to the energy difference of the two eigenstates in frequency units, which for the here used structure equals 24 GHz. The measurements show that coherent manipulation between eigenstates of such a two-state system is possible.

In the next step, we have studied thermalization of photons in the double-well potential. For a bosonic gas with freely tunable chemical potential μ , the expected populations n_i of eigenstates with energies E_i ($i = \{g, e\}$) are described by the Bose-Einstein distribution $n_i = g_i / (\exp[(E_i - \mu)/k_B T] - 1)$, where g_i ($= 2$ here accounting for photon polarization) denotes the mode degeneracy, $N = n_g + n_e$ is the total population, and we set $E_g = 0$ to the cutoff energy and $E_e = \Delta E$. It is instructive to discuss the respective populations in the here relevant limit of the energetic splitting ΔE being clearly below the thermal energy. We then have both $n_g \gg 1$ and $n_e \gg 1$ such that the populations are well approximated by $n_g = -2k_B T/\mu$, $n_e = 2k_B T/(\Delta E - \mu)$. The chemical potential is determined through photon number conservation by $N = 2k_B T[1/(\Delta E - \mu) - 1/\mu]$, which yields a quadratic equation for μ that can be solved analytically, so that a closed expression for the respective population is obtained:

$$n_{e,g} = \frac{N}{2} \pm \frac{2k_B T}{\Delta E} \mp \sqrt{\frac{4k_B^2 T^2}{\Delta E^2} + \frac{N^2}{4}}. \quad (1)$$

At particle numbers N much smaller than a characteristic photon number $N_c = 2k_B T/\Delta E$, the result for the population distribution in this approximation with $n_{e,g} = N/2$ yields an equalized distribution between the two quantum states as expected from Boltzmann statistics. On the other hand, in the limit of a particle number $N \gg N_c$, we obtain $n_e = N_c$, and $n_g = N - N_c$, meaning that we expect that the upper state

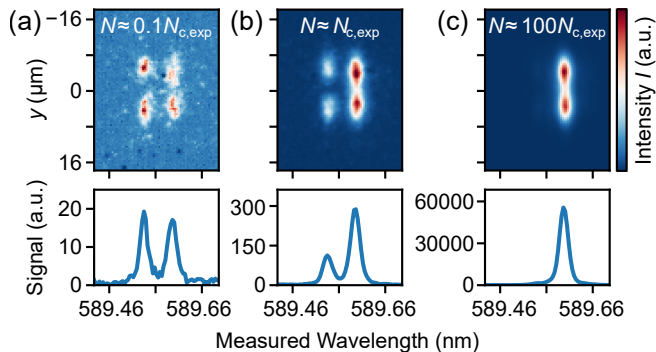


Fig. 2. The top panel gives the emission versus the measured wavelength and the transverse position along the axis of the double well (y -axis) for three different values of the photon number N in the microcavity: (a) for $N \simeq 0.1 \cdot N_{c,\text{exp}}$, (b) for $N \simeq N_{c,\text{exp}}$, and (c) for $N \simeq 100 \cdot N_{c,\text{exp}}$, where $N_{c,\text{exp}}$ denotes the characteristic photon number. The two peaks visible on the right hand side at lower photon energy (higher wavelength) correspond to the signal from photons in the (symmetric) ground state, the peaks on the left hand side to the (antisymmetric) excited state of the two-level system. The bottom panels show spectra obtained by integrating the data along the y -axis. While at low photon numbers (a) the population distribution between sublevels is comparable, upon increasing the photon number (b,c) the relative population in the ground state, see the right hand side peak, clearly dominates. The scale of the color code in the top panels is normalized to the total photon number in each of the respective images (a-c).

saturates at a maximum particle number of $N_c \simeq 250$ here (for $\Delta E \simeq 50$ GHz), and the ground state of the two-level system takes all remaining population. It should be pointed out that the corresponding transition between these two limits which occurs near N_c is not sharp as for Bose-Einstein condensation, but is a smooth crossover, as well understood from that the two-level system naturally is rather the opposite of a thermodynamic limit.

To experimentally study thermalization of photons in the double-well potential, quasi-cw pumping of the dye microcavity with 500 ns pump pulses was employed, which is at least two orders longer than the thermalization time constant. The latter is of order of the Rhodamine upper electronic lifetime or shorter as stimulated processes come into play [33, 34]. At the used conditions (up to 100 mW pump power on a 70 μm beam diameter) repeated absorption re-emission processes thermalize cavity photons to the (rovibrational) temperature of the dye, which is at room temperature. Given that the cutoff energy is clearly above the thermal energy $k_B T$ ($\simeq 1/40$ eV) direct creation of photons by thermal emission is suppressed. Different than in blackbody radiation the photon number is thus conserved and the chemical potential is freely tuneable, as applies for a bosonic gas of massive particles, e.g. ultracold atoms, see also earlier work testing for the thermalization of photons in dye microcavities [2].

To analyze the population distribution of the optical two-state system, the cavity emission was directed over a home-built high-resolution slitless spectrometer and then imaged

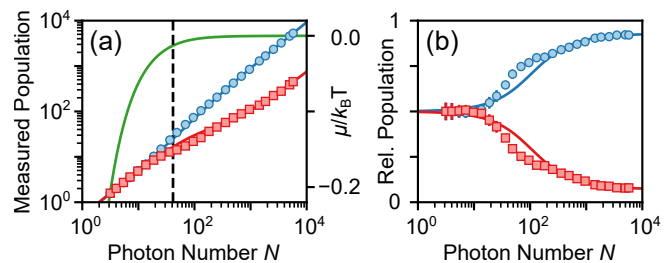


Fig. 3. (a) Variation of the observed populations in upper (red squares) and lower (blue dots) states of the two-level system with total photon number. The solid lines are theory fits, accounting for a finite instrumental spectrometer resolution. The vertical dashed line gives the position of the characteristic photon number $N_{c,\text{exp}}$, and the green solid line gives the chemical potential (see main text). (b) Corresponding variation of the measured relative photon populations in upper (red squares) and lower (blue dots) states, along with fits. The data shows that clearly below the characteristic photon number the populations in upper and lower levels are almost equally distributed, while at high photon numbers a significantly enhanced population in the lower energetic ground state is observed. Data points are the mean values of ~ 150 experimental realizations per binned photon number and error bars show the statistical standard deviations.

onto an intensified camera. The upper panels of Figs. 2(a)-(c) in a color-code representation give typical recorded spectrally dispersed images, with the position along the axis of the double-well potential (vertical axis) resolved, and the bottom panels corresponding spectra, as obtained by integrating along the vertical axis. In the three spectra, the respective peak on the right hand side at the cutoff wavelength ($\lambda_{\text{cutoff}} \simeq 589.6$ nm) stems from photons populating the ground state mode $|g\rangle$ of the two-level system, while the peak at lower wavelength (higher photon energy) is the signal in the upper state $|e\rangle$. The asymmetry of the upper state gives rise to the in the experimental image data visible larger splitting of the intensity maxima along the vertical direction as compared to the ground state, which is the symmetric linear combination of the localized wavefunctions. While at small total photon numbers, we observe an essentially equal distribution of photons between the eigenstates (Fig. 2(a)), at larger total photon numbers the relative contribution of the ground state population is enhanced and for large photon numbers (Fig. 2(c)) the ground state population dominates.

Our experimental result for the variation of the observed photon number in the ground and excited states of the bosonic two-state system, as deduced from the spectrometer signal, versus the total photon number is shown in Fig. 3(a), and Fig. 3(b) gives the corresponding relative occupations of the two quantum states. The essentially equal population of the two modes observed in the limit of small photon numbers is well in agreement with theory. Here Boltzmann statistics is expected to well apply, from which an imbalance of $\Delta E/k_B T \simeq 0.008$ is expected, which is below the experimental uncertainties. For increased particle numbers well above 100 photons the upper state population shows signa-

tures of saturation, and the ground mode takes most of the additional photons, see e.g. the blue dots and the red squares giving the relative populations in lower and upper quantum states in Fig. 3(b). Given that the energetic splitting, which in temperature units is of magnitude 2.4 K, is clearly smaller than the thermal energy ($k_B \times 300$ K), we attribute the clearly observed enhanced population of the lower energetic state to the bosonic stimulation from the manybody population in the two-level system. At high photon numbers (for $N \gg N_c$), the measured population in the ground state reaches 93% of the total photon number, which means that we observe an imperfect saturation for the upper level, which here takes the role of the thermal cloud in BEC experiments. The origin of this incomplete saturation of the observed signal is attributed to be caused mainly by the finite resolution of the used spectrometer of 20 GHz, which limits our ability to spectrally distinguish the nearby peaks separated by 50 GHz. The experimental data can well be modeled with an ansatz $n_{e,\text{spec}} = Cn_e^{\text{eq}} + (1 - C)n_g^{\text{eq}}$, $n_{g,\text{spec}} = (1 - C)n_e^{\text{eq}} + 1n_g^{\text{eq}}$, where $n_{e,g}^{\text{eq}} = \frac{N}{2} \pm N_{c,\text{exp}}^2 \mp \sqrt{N_{c,\text{exp}}^2 + N^2/4}$ as the distributions (see eq. (1)) for a room temperature (300 K) Bose-Einstein distribution in the here relevant limit $\Delta E \ll k_B T$, where $N_{c,\text{exp}}$ as the experimental value for the characteristic photon number and the parameter C modeling the relative contrast of populations, derived from the spectrometer data, assuming finite resolving power, were taken as free fit parameters. For the data of Fig. 3, the fit yields $C \simeq 0.93$. The fitted value for the characteristic photon number $N_{c,\text{exp}} \approx 48$ is below the expected value of $N_c \simeq 250$, indicating that the above described idealized loss-free model has to be augmented to capture the driven-dissipative nature of the experimental system. We nevertheless observe that the main features of the measured data are well captured by the theory model.

We emphasize, that indeed all system states are macroscopically occupied, with the upper state population being clearly above unity. The observed saturation behavior above a characteristic photon number clearly distinguishes itself from expectations in laser models for varying pump [35]. The green solid line in Fig. 3(a) shows the expected variation of the chemical potential, which is strongly negative (with $|\mu| \gg \Delta E$) at low photon numbers and approaches zero ($|\mu| \ll \Delta E$) in the limit of $N \gg N_{c,\text{exp}}$, which qualitatively resembles the situation in Bose-Einstein condensates. While in the case of Bose-Einstein condensation, where a continuum of modes, and thus a true thermal cloud, with a bandwidth above the thermal energy results in the presence of a phase transition to a macroscopically occupied quantum state, here a system with a single additional state (beyond the ground state) of excitation energy below the thermal energy is considered, upon which a crossover to a phase with above 90% ground state population is observed.

In further measurements, we have recorded data at different values of the cutoff wavelength, which via the condition of chemical equilibrium between photons and dye electronic excitations acting as a reservoir tunes the number of dye elec-

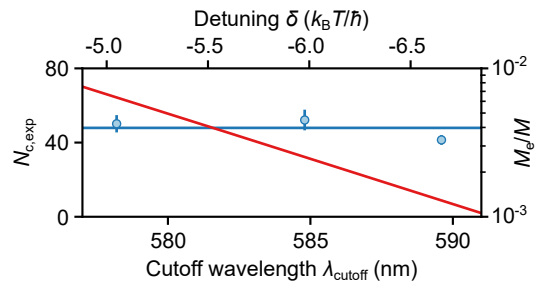


Fig. 4. Variation of the characteristic photon number $N_{c,\text{exp}}$ (blue symbols) with the cutoff wavelength λ_{cutoff} of the microcavity. The data points are fitted with a constant term (blue line), which corresponds to expectations from thermodynamic theory. The red solid line shows the corresponding calculated dependence of the number of dye molecular excitations M_e , in units of the total molecule number M , on the cutoff wavelength. Fitted values for the measured contrast of populations are $C = 0.912(1)$, $0.921(1)$, and $0.928(1)$ for $\lambda_{\text{cutoff}} = 578.2$ nm, 584.8 nm, and 589.6 nm respectively.

tronic excitations, as well as the dye absorption which determines the thermalization time [33, 36]. Still, quite comparable results have been obtained for the measured two-level populations as in the data of Figs. 2 and 3. The data points in Fig. 4 show the variation of the fitted value of the characteristic photon number $N_{c,\text{exp}}$ on the cutoff wavelength λ_{cutoff} for the corresponding measurements, and the red line gives the expected dependence of the number of dye excitations M_e , as obtained from $M_e/M = 1/[\exp(-\hbar\delta/k_B T) + 1]$, which is valid for $N \gtrsim N_c$. Here we have $\delta = \omega_{\text{cutoff}} - \omega_{\text{zpl}}$, with $\omega_{\text{cutoff}} = 2\pi c/\lambda_{\text{cutoff}}$, $\omega_{\text{zpl}} = 2\pi c/\lambda_{\text{zpl}}$, where $\lambda_{\text{zpl}} = 545$ nm is the zero-phonon line of the dye, and $M \simeq 10^8$ is the total number of dye molecules. Despite the variation of system parameters, the spread of the obtained data for the characteristic photon number for different cutoffs is comparable to the experimental uncertainties, such that this data can be well fitted with a constant (blue line), as expected from theory. In other words, the position of the crossover to a phase with macroscopic ground state occupation within experimental uncertainties is independent of the reservoir size, which gives further evidence that the observed effects are governed by the thermodynamics of the two-mode system of light.

To conclude, thermalization of a two-state system of light with non-vanishing chemical potential has been observed. Despite that the energetic splitting between eigenstates is two orders of magnitude below the thermal energy, we find efficient population of the lower energetic state of the two-level system, with the results being in good agreement with quantum statistical mechanics theory of the bosonic N -particle system.

Prospects of the observed effects include state preparation in quantum engineering applications based on coupled-macroscopic quantum systems, as N -qubit quantum rings [37] or novel sensing applications [38]. Further, with the use of birefringent or optically active materials in the cavity, prospects for thermodynamic polarisation control of emitters arise. Other perspectives include studies of the spin-boson

model [26] as well as quantum thermodynamics [39, 40].

We acknowledge support from the DFG within SFB/TR 185 (277625399), the Cluster of Excellence ML4Q (390534769), and the DLR project BESQ with funds provided by the BMWK (50 WM2240). J.S. acknowledges support by the EU (ERC, TopoGrand, 101040409).

* Present address: Fraunhofer-Institut für Hochfrequenzphysik und Radartechnik FHR, Fraunhoferstr. 20, 53343 Wachtberg, Germany

† redmann@iap.uni-bonn.de

‡ martin.weitz@uni-bonn.de

- [1] K. Huang, *Statistical Mechanics* (Wiley, New York, 1987).
- [2] J. Klaers, F. Vewinger, and M. Weitz, Thermalization of a two-dimensional photonic gas in a ‘white wall’ photon box, *Nat. Phys.* **6**, 512 (2010).
- [3] J. Klaers, J. Schmitt, F. Vewinger, and M. Weitz, Bose–Einstein condensation of photons in an optical microcavity, *Nature* **468**, 545 (2010).
- [4] J. Marelic and R. A. Nyman, Experimental evidence for inhomogeneous pumping and energy-dependent effects in photon Bose–Einstein condensation, *Phys. Rev. A* **91**, 033813 (2015).
- [5] S. Greveling, K. L. Perrier, and D. van Oosten, Density distribution of a Bose–Einstein condensate of photons in a dye-filled microcavity, *Phys. Rev. A* **98**, 013810 (2018).
- [6] M. Vretenar, C. Toebes, and J. Klaers, Modified Bose–Einstein condensation in an optical quantum gas, *Nat. Comm.* **12**, 5749 (2021).
- [7] R. C. Schofield, M. Fu, E. Clarke, I. Farrer, A. Trapalis, H. S. Dhar, R. Mukherjee, T. Severs Millard, J. Heffernan, F. Mintert, *et al.*, Bose–Einstein condensation of light in a semiconductor quantum well microcavity, *Nat. Photonics*, 1 (2024).
- [8] M. Pieczarka, M. Gebski, A. N. Piasecka, J. A. Lott, A. Pelster, M. Wasiak, and T. Czyszanowski, Bose–Einstein condensation of photons in a vertical-cavity surface-emitting laser, *Nat. Photonics*, 1 (2024).
- [9] J. Kasprzak, M. Richard, S. Kundermann, A. Baas, P. Jembarun, J. M. J. Keeling, F. M. Marchetti, M. H. Szymanska, R. Andre, J. L. Staehli, V. Savona, P. B. Littlewood, B. Deveaud, and L. S. Dang, Bose–Einstein condensation of exciton polaritons, *Nature* **443**, 409 (2006).
- [10] R. Balili, V. Hartwell, D. Snoke, L. Pfeiffer, and K. West, Bose–Einstein condensation of microcavity polaritons in a trap, *Science* **316**, 1007 (2007).
- [11] H. Deng, H. Haug, and Y. Yamamoto, Exciton-polariton Bose–Einstein condensation, *Rev. Mod. Phys.* **82**, 1489 (2010).
- [12] J. Bloch, I. Carusotto, and M. Wouters, Non-equilibrium Bose–Einstein condensation in photonic systems, *Nat. Rev. Phys.* **4**, 470–488 (2022).
- [13] M. Vretenar, B. Kassenberg, S. Bissesar, C. Toebes, and J. Klaers, Controllable Josephson junction for photon Bose–Einstein condensates, *Phys. Rev. Res.* **3**, 023167 (2021).
- [14] K. G. Lagoudakis, B. Pietka, M. Wouters, R. André, and B. Deveaud-Plédran, Coherent oscillations in an exciton-polariton Josephson junction, *Phys. Rev. Lett.* **105**, 120403 (2010).
- [15] M. Abbarchi, A. Amo, V. Sala, D. Solnyshkov, H. Flayac, L. Ferrier, I. Sagnes, E. Galopin, A. Lemaître, G. Malpuech, *et al.*, Macroscopic quantum self-trapping and Josephson oscillations of exciton polaritons, *Nat. Phys.* **9**, 275 (2013).
- [16] P. Aschieri, J. Garnier, C. Michel, V. Doya, and A. Picozzi, Condensation and thermalization of classical optical waves in a waveguide, *Phys. Rev. A* **83**, 033838 (2011).
- [17] K. Baudin, A. Fusaro, K. Krupa, J. Garnier, S. Rica, G. Millot, and A. Picozzi, Classical rayleigh-jeans condensation of light waves: Observation and thermodynamic characterization, *Phys. Rev. Lett.* **125**, 244101 (2020).
- [18] H. Pourbeyram, P. Sidorenko, F. O. Wu, N. Bender, L. Wright, D. N. Christodoulides, and F. Wise, Direct observations of thermalization to a Rayleigh–Jeans distribution in multimode optical fibres, *Nat. Phys.* **18**, 685 (2022).
- [19] M. Ferraro, F. Mangini, F. O. Wu, M. Zitelli, D. N. Christodoulides, and S. Wabnitz, Calorimetry of photon gases in nonlinear multimode optical fibers, *Phys. Rev. X* **14**, 021020 (2024).
- [20] C. Kurtscheid, D. Dung, E. Busley, F. Vewinger, A. Rosch, and M. Weitz, Thermally condensing photons into a coherently split state of light, *Science* **366**, 894 (2019).
- [21] A. Abragam, *The Principles of Nuclear Magnetism*, International series of monographs on physics (Oxford University Press, 1983).
- [22] M. Levitt, *Spin Dynamics: Basics of Nuclear Magnetic Resonance* (Wiley, 2013).
- [23] R. Faghihi, B. Zeinali-Rafsanjani, M.-A. Mosleh-Shirazi, M. Saeedi-Moghadam, M. Lotfi, R. Jalli, and V. Iravani, Magnetic resonance spectroscopy and its clinical applications: A review, *J. Med. Imaging Radiat.* **48**, 233 (2017).
- [24] B. De Raedt and H. De Raedt, Thermodynamics of a two-level system coupled to bosons, *Phys. Rev. B* **29**, 5325 (1984).
- [25] B. Carmeli and D. Chandler, Effective adiabatic approximation for a two level system coupled to a bath, *J. Chem. Phys.* **82**, 3400 (1985).
- [26] U. Weiss, *Quantum Dissipative Systems*, Series in modern condensed matter physics (World Scientific, 2008).
- [27] A. F. Kockum and F. Nori, Quantum bits with Josephson junctions, in *Fundamentals and Frontiers of the Josephson Effect*, edited by F. Tafuri (Springer International Publishing, Cham, 2019) pp. 703–741.
- [28] S. Sachdev, *Quantum Phase Transitions*, 2nd ed. (Cambridge University Press, 2011).
- [29] M. Albiez, R. Gati, J. Fölling, S. Hunsmann, M. Cristiani, and M. Oberthaler, Direct observation of tunneling and nonlinear self-trapping in a single bosonic Josephson junction, *Phys. Rev. Lett.* **95**, 10402 (2005).
- [30] J. Esteve, C. Gross, A. Weller, S. Giovanazzi, and M. K. Oberthaler, Squeezing and entanglement in a Bose–Einstein condensate, *Nature* **455**, 1216 (2008).
- [31] C. Kurtscheid, D. Dung, A. Redmann, E. Busley, J. Klaers, F. Vewinger, J. Schmitt, and M. Weitz, Realizing arbitrary trapping potentials for light via direct laser writing of mirror surface profiles, *EPL (Europhys. Lett.)* **130**, 54001 (2020).
- [32] H. J. Hesten, R. A. Nyman, and F. Mintert, Decondensation in nonequilibrium photonic condensates: When less is more, *Phys. Rev. Lett.* **120**, 040601 (2018).
- [33] J. Schmitt, T. Damm, D. Dung, F. Vewinger, J. Klaers, and M. Weitz, Thermalization kinetics of light: From laser dynamics to equilibrium condensation of photons, *Phys. Rev. A* **92**, 011602 (2015).
- [34] P. Kirton and J. Keeling, Nonequilibrium model of photon condensation, *Phys. Rev. Lett.* **111**, 100404 (2013).
- [35] A. Siegman, *Lasers* (University Science Books, Sausalito, 1986).
- [36] J. Klaers, J. Schmitt, T. Damm, F. Vewinger, and M. Weitz, Statistical physics of Bose–Einstein-condensed light in a dye

- microcavity, [Phys. Rev. Lett. **108**, 160403 \(2012\)](#).
- [37] Y. Xue, I. Chestnov, E. Sedov, E. Kiktenko, A. K. Fedorov, S. Schumacher, X. Ma, and A. Kavokin, Split-ring polariton condensates as macroscopic two-level quantum systems, [Phys. Rev. Res. **3**, 013099 \(2021\)](#).
- [38] R. Bennett, D. Steinbrecht, Y. Gorbachev, and S. Y. Buhmann, Symmetry breaking in a condensate of light and its use as a quantum sensor, [Phys. Rev. Appl. **13**, 044031 \(2020\)](#).
- [39] L. T. Tude and P. R. Eastham, Quantum thermodynamics of driven-dissipative condensates (2024), [arXiv:2403.06861](#).
- [40] L. A. Williamson, F. Cerisola, J. Anders, and M. J. Davis, Extracting work from coherence in a two-mode Bose-Einstein condensate (2024), [arXiv:2406.12410](#).