

CodeSAM: Source Code Representation Learning by Infusing Self-Attention with Multi-Code-View Graphs

Alex Mathai^{3*†}, Kranthi Sedamaki^{2†}, Debeshee Das^{4†},
Noble Saji Mathews^{5*†}, Srikanth Tamilselvam¹,
Sridhar Chimalakonda², Atul Kumar¹

¹IBM Research, India.

²IIT Tirupati, India.

³Columbia University, USA.

⁴ETH Zurich, Switzerland.

⁵University of Waterloo, Canada.

*Corresponding author(s). E-mail(s): am6215@columbia.edu;
noblesaji.mathews@uwaterloo.ca;

Contributing authors: skranthi4444@gmail.com;
debdas@student.ethz.ch; srikanth.tamilselvam@in.ibm.com;
ch@iittp.ac.in; kumar.atul@in.ibm.com;

†These authors contributed equally to this work.

Abstract

Machine Learning (ML) for software engineering (SE) has gained prominence due to its ability to significantly enhance the performance of various SE applications. This progress is largely attributed to the development of generalizable source code representations that effectively capture the syntactic and semantic characteristics of code. In recent years, pre-trained transformer-based models, inspired by natural language processing (NLP), have shown remarkable success in SE tasks. However, source code contains structural and semantic properties embedded within its grammar, which can be extracted from structured code-views like the Abstract Syntax Tree (AST), Data-Flow Graph (DFG), and Control-Flow Graph (CFG). These code-views can complement NLP techniques, further improving SE tasks. Unfortunately, there are no flexible frameworks to infuse arbitrary code-views into existing transformer-based models effectively. Therefore, in this work, we propose *CodeSAM*, a novel scalable framework to infuse multiple code-views

into transformer-based models by creating self-attention masks. We use *CodeSAM* to fine-tune a small language model (SLM) like CodeBERT on the downstream SE tasks of semantic code search, code clone detection, and program classification. Experimental results show that by using this technique, we improve downstream performance when compared to SLMs like GraphCodeBERT and CodeBERT on all three tasks by utilizing individual code-views or a combination of code-views during fine-tuning. We believe that these results are indicative that techniques like *CodeSAM* can help create compact yet performant code SLMs that fit in resource constrained settings.

Keywords: ML4SE, Transformers, Code-Views, Source Code Representation Learning

1 Introduction

Machine learning for software engineering (ML4SE) is an active area of research that has demonstrated substantial improvements in many SE tasks such as source code completion (Xu, Alon, Neubig, & Hellendoorn, 2022), automatic code summarization (C. Zhang et al., 2022) and semantic code search (Guo et al., 2020). The success of these ML4SE pipelines largely depends on effectively learning source code representations. Hence, introducing novel ML techniques that incorporate information from source code is an active area of research (Allamanis, Barr, Devanbu, & Sutton, 2018). With the advent of language models, many works have explored methods to adapt natural language techniques to source code directly (Feng et al., 2020a; Nijkamp et al., 2022; Xu et al., 2022). Although popular NLP techniques show impressive results when applied to source code (Feng et al., 2020a), various studies emphasize that source code is a richer construct and should not be treated simply as a collection of tokens or natural language text (J. Zhang et al., 2019). As a result, contemporary research in ML4SE deliberately avoids restricting itself to traditional NLP approaches alone. Instead, it strives to leverage program analysis techniques and code-views such as the AST, CFG, and DFG, and integrate them into language models to achieve a more comprehensive understanding of source code. This can be seen from transformer-based (Vaswani et al., 2017) SLMs like GraphCodeBERT (Guo et al., 2020) and SemanticCodeBERT (Du & Yu, 2023) that are performant in multiple downstream SE tasks. To accommodate graph-based code-views into a transformer model, works like GraphCodeBERT convert a code-view into a sequence and then append this sequence to the original code tokens. However, upon closer examination, we identify and elaborate on two major drawbacks of this approach - (1) the loss of structural information when flattening graphs and (2) the inability to scale this approach in a multi-code-view setting.

1. **Flattening Graphs:** Since most code-views are predominantly graph structures, they cannot be directly used by models that consume sequential tokens (like transformers). As a result, most methods like GraphCodeBERT flatten the graph code-views by applying post-processing techniques like extracting all the graph's

nodes into a sequence. Flattening graphs into sequences erodes the structural information contained in the edges of the graph code-view. To compensate for this loss, GraphCodeBERT attempts to learn the graph topology using a pre-training task of edge-prediction between the graph nodes. However, we note that it is important to prioritize an approach that takes the complete graph topology as input rather than focusing on mitigating information loss from graph flattening.

2. **Ballooning Input Size:** After the graph is flattened into a sequence, approaches like GraphCodeBERT proceed to append this sequence to the original code snippet tokens. As most SLMs can typically handle sequence lengths of up to 1024 or 2048 tokens (Beltagy, Peters, & Cohan, 2020), the original code tokens are often truncated to accommodate the additional code-view sequence. This problem is further exaggerated when considering multiple code-views. Trying to accommodate the flattened sequences of two or more code-views would result in input overflow or extreme truncation of the original code tokens, resulting in the loss of crucial context. Hence, there is a need for a scalable method that incorporates code-views without increasing sequence lengths.

Based on the above observations, we believe that existing methods fall short when it comes to effectively integrating multi-code-view representations into transformer models. To solve the above drawbacks, we propose *CodeSAM*, a novel approach to infuse information from multi-code-views by modifying the self-attention mechanism for transformers without altering the input token sequence. Additionally, after generating this self-attention mask, we propose two masking strategies for transformer models, that help incorporate local and global context in the source code representations. We also design *CodeSAM* to be code-view agnostic and applicable to any single or multi-code-view graph representation. Hence, we believe that *CodeSAM* is the first work to showcase how to execute a practical and complete pipeline - beginning from the static analysis of non-compilable code snippets, abstracting this analysis into a language and code-view agnostic format and finally integrating this format into transformer models without impacting input sequence lengths. This is unlike other works that implement methodologies that are specific to one code-view or methods that incorporate multiple code-views by significantly increasing input sequence length like GraphCodeBERT and SemanticCodeBERT.

Our core contribution is a novel, code-view agnostic, and flexible framework that *infuses* multi-code-view information via self-attention masking strategies into transformer-based models.

Paper Organization: We elaborate on *CodeSAM*, our novel methodology used for source code representation learning in Section 2. In Section 3, we present a systematic analysis of the most relevant code-view generating tools often required for ML pipelines, and describe how we arrived at an appropriate tool to be plugged into our *CodeSAM* pipeline. Since there exist many static analysis tools that are language specific (Bieber, Shi, et al., 2022; Kovalenko, Bogomolov, Bryksin, & Bacchelli, 2019), or code-view specific, without support for customizing or combining multiple code-views,

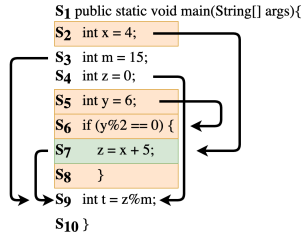


Fig. 1: Example S'_7 where $\mathbb{T}_X = \mathbb{T}_{A+D}$ (Data flow in Black Arrows)

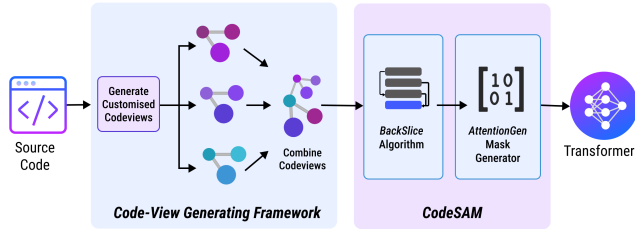


Fig. 2: End-to-End System to infuse code-view information into Transformer models

we believe that this section will help future ML4SE researchers in selecting appropriate analysis tools. Section 4 deals with the evaluation of our methodology through experiments on *code clone detection*, *semantic code search*, and *program classification*. Section 5 contains the relevant related literature. Section 6 entails the Threats to Validity of this work and is followed by Conclusion and Future Work in Section 7.

2 Code-View Infused learning

In this section, we introduce and explain *CodeSAM* - our approach to infuse multiple code-views without flattening its graph structure and simultaneously leaving the input token sequence untouched. We achieve this by choosing to carefully modify the model's attention mechanism based on the given custom (or combined) code-view. As this approach is essentially a masking procedure, it is applicable to any self-attention based model that consumes sequential data.

The self-attention mechanism is an operation that computes a similarity measure between every pair of input tokens. During the course of training, the self-attention mechanism learns an attention matrix $A \in \mathbb{R}^{N \times N}$ where N is the number of input tokens. The matrix A can thus be viewed as a graph adjacency matrix connecting all tokens in the input. With this view in mind, it is possible to use insights from the highly structured graph-based code-views, to modify A and influence the model's learning process. In this paper, we introduce *CodeSAM* that takes a code-view as input and translates it into an attention mask $A' \in \{0, 1\}^{N \times N}$. By replacing A with the Hadamard product $A' \odot A$ in the self-attention operation, we can force each token in the input sequence to attend to only those tokens in the code that are connected to it

Algorithm 1 *BackSlice*

Require: S_m (current statement); \mathbb{T}_X (code-view); $S_{holders}$ (grammar statement holders)

```
1:  $S'_m \leftarrow \emptyset$ 
2:  $visitedSet \leftarrow \{S_m\}$ 
3:  $canVisitSet \leftarrow \{S_m\}$ 
4: while  $canVisitSet \neq \emptyset$  do
5:   % Take an element from the  $canVisitSet$  %
6:    $node \leftarrow \text{pop}(canVisitSet)$ 
7:   if  $node \notin S_{holders}$  then
8:      $S'_m \leftarrow S'_m \cup \{node\}$ 
9:   end if
10:  % Get parents of  $node$  from  $\mathbb{T}_X$  %
11:   $parents \leftarrow \text{getParents}(node, \mathbb{T}_X)$ 
12:  for  $par \in parents$  do
13:    if  $par \notin visitedSet$  then
14:       $canVisitSet \leftarrow canVisitSet \cup \{par\}$ 
15:       $visitedSet \leftarrow visitedSet \cup \{par\}$ 
16:    end if
17:  end for
18: end while return  $S'_m$ 
```

by a code-view. A' can thus be used to modify A by infusing rich semantic information extracted from the code-views. It is important to note that our approach has no effect on the input sequence to the model, whereas, adding sequences of flattened code-views dramatically increases input length. This is particularly advantageous for fixed (or short) length models like SLMs, where we often need to truncate the original code snippet to accommodate the flattened code-views. Additionally, *CodeSAM* can be easily applied to any code-view that is needed for specific downstream tasks. Our implemented pipeline can take any code-view as input, process this code-view to create sentence-level masks and subsequently translate this to the attention mask A' (Fig. 2). In the following sections, we explain (i) *BackSlice* (Algorithm 1) - a backward slicing algorithm that creates sentence level masks and (ii) *AttentionGen* - a method that converts these masks to the attention mask (A').

(i) ***BackSlice***. To better understand *BackSlice*, we first introduce a few notations. We represent a code snippet (CS) as a list of statements - $\{S_1, S_2, \dots, S_M\}$ where M is the total number of lines. We refer to the generated code-views using the following naming convention - we denote the AST as \mathbb{T}_A , the statement level DFG as \mathbb{T}_D and the statement level CFG as \mathbb{T}_C . A composite graph, which is a combination of views will have the $+$ operator in the subscript. For example, \mathbb{T}_{A+D} is the combination of \mathbb{T}_A and \mathbb{T}_D .

We now discuss the three inputs required to run the *BackSlice* algorithm. First, we provide S_m - the statement that we want to analyze. Second, we pass $S_{holders}$ - the list of language-specific grammar constructs that act as groupings of statements.

For example, in Java, the construct “*block*” $\in S_{holders}$. Our third and final argument is \mathbb{T}_X which is a code-view generated by any static analysis tool. With these inputs, for each statement $S_m \in CS$, identified through \mathbb{T}_C , we perform *BackSlice* to isolate those code snippet lines that are relevant to S_m with respect to code-view \mathbb{T}_X . Hence for every S_m , we derive its corresponding sentence mask (S'_m) which is a set that contains important statements related to S_m . Thus $S'_m = \{S_{m1}, S_{m2}, \dots, S_{mK}\}$ where K is $|S'_m|$ and every $S_{mk} \in CS$. In Fig. 1, we highlight line S_7 (in green) and its corresponding sentence mask S'_7 (in brown). Here S'_7 is the set $\{S_2, S_5, S_6, S_7, S_8\}$. As shown in Algorithm 1, to compute such a mask, we first start with three sets - S'_m , *visitedSet* and *canVisitSet* (Lines 1 – 3). The *visitedSet* keeps track of visited statements and the *canVisitSet* keeps track of the statements that will eventually be visited. As long as the *canVisitSet* is not empty, we perform two operations. Firstly, we pop out an element (referred as *node*) from the *canVisitSet* and add it to S'_m only if it is a statement node (Lines 6 – 9). This additional check weeds out AST specific constructs $\in S_{holders}$. Secondly, we use \mathbb{T}_X to extract the parents of *node* (parents have outgoing edges into *node*) and add unseen parents to the *canVisitSet* and *visitedSet*. By doing so, we connect S_m to only those statements related to it by the code-view \mathbb{T}_X (Lines 11 – 17). In Fig. 1, if we only consider data flow (i.e. $\mathbb{T}_X = \mathbb{T}_D$), then S'_7 would be $\{S_2, S_7\}$. If we only consider structural information (i.e. $\mathbb{T}_X = \mathbb{T}_A$), then S'_7 would be $\{S_6, S_7, S_8\}$. However, if we consider both (i.e. $\mathbb{T}_X = \mathbb{T}_{A+D}$) then S'_7 would be the larger set $\{S_2, S_5, S_6, S_7, S_8\}$. For every S_m we analyze, we believe that its corresponding mask (S'_m) is a good approximation for its surrounding context. Our next step in the process is to use these masks to create the attention mask A' .

(ii) **AttentionGen.** In this step, we map every statement (S_m) to its corresponding list of code tokens ($tokens_m$). Thus $tokens_m = \{tok_{m1}, tok_{m2}, \dots, tok_{mR}\}$ where R is the number of tokens in S_m . Using this mapping, we then derive $tokens'_m$ - the list of important tokens for the mask (S'_m). This is done by collecting the list $tokens_j$ for each sentence $S_j \in S'_m$. Thus $tokens'_m = \{tokens_j \mid \forall S_j \in S'_m\}$. Using the above information, we can construct the attention mask (A') as shown in Equation 1. Note that $A' \in \{0, 1\}^{N \times N}$ where N is the number of tokens in CS .

$$A'(i, j) = \begin{cases} 1, & \text{if } tok_i \in tokens_m \ \& \ tok_j \in tokens'_m \\ 0, & \text{Otherwise} \end{cases} \quad (1)$$

$i, j \in \{1, \dots, N\}$

From Equation 1, it is clear that we allow attention between the token tok_i (in sentence S_m) and the token tok_j only if tok_j belongs to a sentence in the mask S'_m . This completes the creation of our code-view inspired attention mask. Fig. 2, shows an overview of our entire system - starting with a static analysis tool that creates a code-view, the *BackSlice* algorithm that converts the code-view into sentence masks and finally, the *AttentionGen* step that translates the sentence mask to the attention matrix A' . In the following section, we elaborate on how we arrived at a static analysis tool and then run the entire end-to-end system on three datasets and record our experimental results.

3 Code-View Generating Framework

Various works involving ML for code require generating different code-view graphs such as the AST (Alon, Sadaka, Levy, & Yahav, 2020; Alon, Zilberstein, Levy, & Yahav, 2019; Kim, Zhao, Tian, & Chandra, 2021; Y. Wang & Li, 2021; J. Zhang et al., 2019; Zügner, Kirschstein, Catasta, Leskovec, & Günemann, 2021), CFG (Bieber, Goel, Zheng, Larochelle, & Tarlow, 2022; Bieber, Sutton, Larochelle, & Tarlow, 2020; DeFreez, Thakur, & Rubio-González, 2018), DFG (Gao et al., 2023; Guo et al., 2020; Kaufman et al., 2021), etc. Some also rely on graphs that combine information from various code-views (Du & Yu, 2023; Vasudevan et al., 2021). Hence, static analysis tools for code-view generation are popularly used by researchers in ML4SE. However, with such a plethora of tools available, it is crucial to identify the most suitable one for the specific ML dataset and approach at hand. In what follows, we elaborate on how we compare different tools and then select our tool of choice, which we integrate into the *CodeSAM* pipeline (Fig. 2).

3.1 Satisfying the Code-View requirements of *CodeSAM*

In this section, we identify and discuss some common characteristics of widely used ML datasets. Based on these characteristics we list down certain requirements that the chosen static analysis tool should ideally support.

3.1.1 Tool Support for partial/non-compilable code

Typically, ML approaches for various SE tasks such as *semantic code search*, *code clone detection*, and *program classification*, rely on large datasets consisting of partial/non-compilable code snippets. Often, these large datasets are method-level datasets (Husain, Wu, Gazit, Allamanis, & Brockschmidt, 2019; Svajlenko, Islam, Keivanloo, Roy, & Mia, 2014) consisting of individual methods with incomplete information about the source of some external variables and functions. Even in the case of file-level datasets (IBM, 2021), as each file-level data point is analysed outside of a project, it may have external dependencies which are not resolvable. Hence, regular static analysis tools that need the code to be compilable cannot be used for analyzing such ML datasets. For example, SOOT (Vallée-Rai et al., 1999), one of the most popular static analysis tools for Java, needs the Java source code to be compilable and for all definitions to be available because it compiles and converts the code into an intermediate representation before performing analysis. Hence, this approach does not work for most popular ML datasets, including the ones we use for our experiments. Thus, the chosen tool must perform static analysis directly on the source code by using reasonable approximations where accurate analysis isn't possible. We discuss on three open source tools we found that work in this setting - (i) *COMEX* (Das et al., 2023), (ii) *Joern* (Yamaguchi, Golde, Arp, & Rieck, 2014) and (iii) *python-graphs* (Bieber, Shi, et al., 2022). As we experiment solely on Java datasets, *python-graphs* is not relevant to the experiments in this paper. Additionally, we note that *COMEX* is a generic tool aimed at generating customizable combined code-view representations, while *Joern* is a specialized tool primarily designed to aid in vulnerability detection.

3.1.2 Tool Support for inter-procedural analysis

ML datasets can also include file-level data points (IBM, 2021). Thus, the chosen tool should support both inter-procedural (file-level) and intra-procedural (method-level) analysis. Upon evaluating *COMEX*, we find that it supports out-of-the-box inter-procedural analysis using approximations to alias analysis. In comparison, *Joern* has limited support for inter-procedural analysis, forcing previous works to re-implement many program-analysis components (Z. Li et al., 2019; Pewny & Holz, 2016).

3.1.3 Tool Support for code-view combinations

In order to perform an exhaustive analysis, the chosen tool should be able to generate, customize and combine various code-views with ease. This is non-trivial since the tool would have to output each code-view in a generalised format, making it possible to identify and combine common nodes across these representations. As a result it is possible to find many tools that focus on generating a single code-view, but it is difficult to find tools that have support for generating and combining multiple code-views. For example, *Astminer* (Kovalenko et al., 2019) (previously PathMiner) can generate an AST and a submodule in GraphCodeBERT can generate a DFG, but neither can generate combined code-views. *COMEX* and *Joern*, on the other hand, can provide multiple code-views. *COMEX* can generate any customized combination of code-views from AST, CFG and DFG. *Joern* allows Code Property Graph (CPG) generation from a wide range of languages and implements its own query language to work with the same. The CPG is a combination of the control dependence graph (CDG), data dependence graph (DDG) and the AST. Despite allowing extraction of individual code-views, *Joern* currently lacks out-of-the-box support for easily extracting arbitrary combinations like “CDG and AST” or “DDG and AST”. If such combinations are required, the user has to filter out the required information from the CPG.

In addition to the above requirements, we note that it is relatively simpler to implement the *CodeSAM* algorithm when the static analysis tool provides control-flow and data-flow edges between statements rather than producing it at a token level. Contrasting between *COMEX* and *Joern*, *COMEX* has a statement-level output, whereas *Joern* outputs data-flow edges between AST leaf-nodes and control-flow edges between intermediate AST nodes.

Based on the above observations, we integrate *COMEX* into the *CodeSAM* pipeline as it provides the most flexibility and the most ease of use. Additionally, *COMEX* is built on *tree-sitter*¹ - an incremental parser that can parse syntactically incomplete code, and provides a uniform parsing interface for over 40 programming languages. Thus, as and when *COMEX* is extended to support a new language, this also increases the coverage for the *CodeSAM* pipeline. As of today, *COMEX* provides both method-level and file-level support for Java and C#.

Other than the tools mentioned in this section, we also compare *COMEX* against GraphCodeBERT’s (Guo et al., 2020) program analysis module for the sake of completeness. It is important to note that, unlike *COMEX* and *Joern*, the GraphCodeBERT module is not a full-fledged tool. Rather, it is a collection of scripts that

¹<https://tree-sitter.github.io/tree-sitter/>

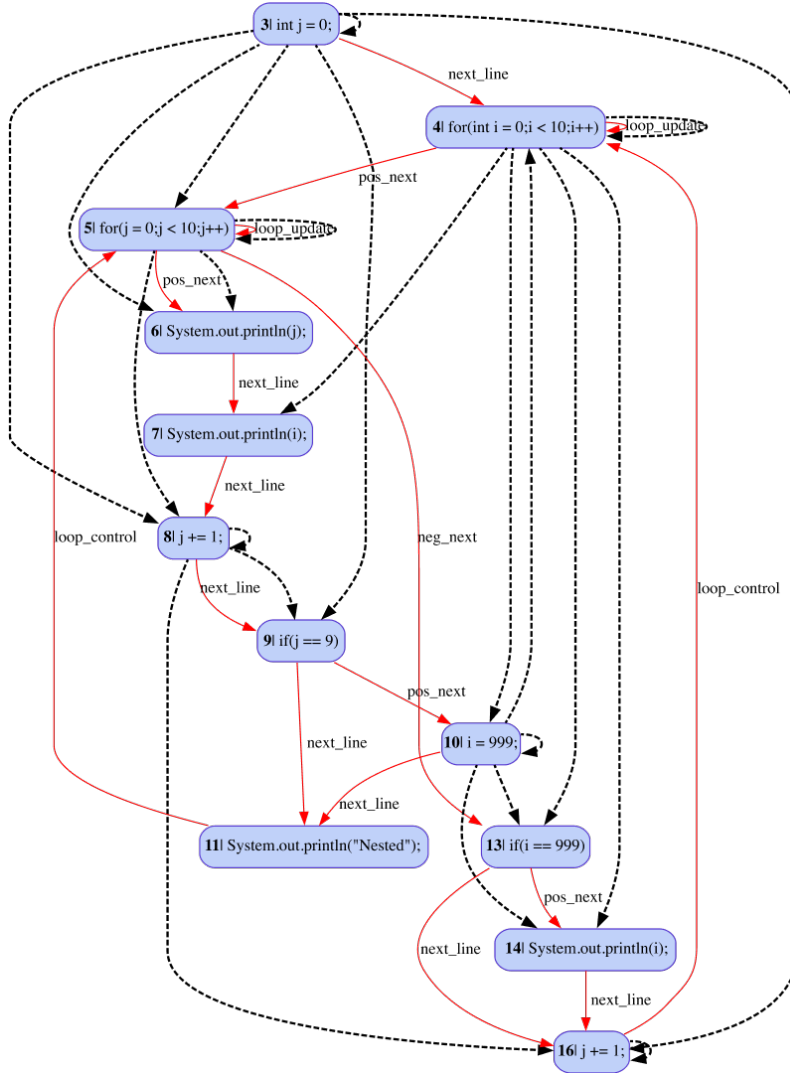


Fig. 3: Example of CFG+DFG without RDA (Obtained using GraphCodeBERT’s Dataflow logic)

compute the data-flow graph for six programming languages. We describe a detailed comparison between *COMEX* and this module in Section 3.2.

3.2 Comparison with GraphCodeBERT’s analysis

The GraphCodeBERT module outputs a data flow graph as a collection of data-flow edges between pairs of AST leaf-nodes. This is different from COMEX that

out on key edges that a DFG should be able to capture. An example of this can be seen by contrasting the DFG obtained by GraphCodeBERT (Fig. 3) against the corresponding output from *COMEX* (Fig. 4) for the snippet shown in Listing 1. We highlight one issue with the help of a for-loop construct spanning Lines 5 – 12. In this for-loop, the variable (*j*) used in the condition at Line 5, is also modified in the body of the loop at Line 8. Hence, data flows from Line 8 to Line 5. In the case of *COMEX*, there is a corresponding DFG edge from line numbers 8 to 5, while the same is missing in GraphCodeBERT (Fig. 3). The GraphCodeBERT implementation also exhibits evident deficiencies in correctly handling scope and lacks inter-procedural analysis, among other shortcomings.

Thus, we conclude that GraphCodeBERT’s approximate analysis, while suitable for its approach, would not suffice our requirements. *COMEX*, on the other hand, facilitates the generation of a statement-level DFG using RDA² and also implements a more refined analysis of object behaviour like field accesses and method invocations. Although an RDA-based analysis inherently incurs higher computational costs, as compared to non-RDA analysis (like GraphcodeBERT), we opt for *COMEX* to ensure that we use more accurate code-view graphs.

```

3  int j = 0;
4  for (int i = 0; i < 10; i++) {
5      for (j = 0; j < 10; j++) {
6          System.out.println(j);
7          System.out.println(i);
8          j += 1;
9          if (j == 9)
10             i = 999;
11             System.out.println("Nested");
12         }
13         if (i == 999) {
14             System.out.println(i);
15         }
16         j += 1;
17     }

```

Listing 1: Code Snippet corresponding to Fig. 3 and Fig. 4

```

2  public int executeRemaining() throws SQLException {
3      if (currentBatchSize > 0) {
4          totalRecordsProcessed += currentBatchSize;
5          preparedStatement = 0;
6          currentBatchSize = 0;
7      }
8      // Avoid reuse, signal that this was cleanly closed.
9      preparedStatement = null;
10     LOG.info(String.format("Processed %d %s records",
11         totalRecordsProcessed, recordType));
12     return totalRecordsProcessed;
13 }

```

Listing 2: Code Snippet corresponding to Fig. 5

²Reaching Definition Analysis is a pivotal technique in data flow analysis (Aho, Sethi, Ullman, et al., 2007). Its primary objective is to determine the set of definitions that have the potential to impact the value of a variable at a specific program point.

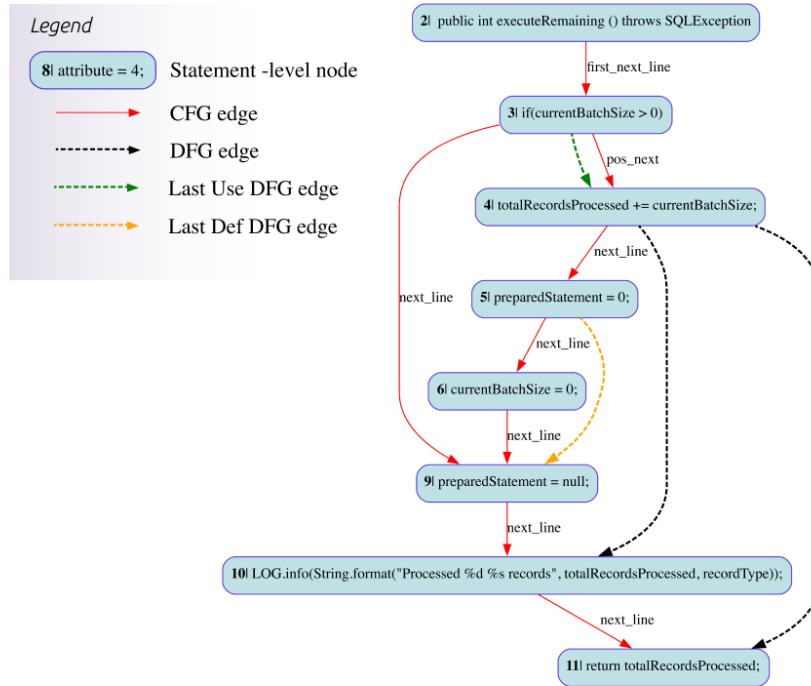


Fig. 5: Data-flow graph illustrating last definition and last usage based data-flow edges

3.3 COMEX Customizations used in CodeSAM

In addition to generating the typical code-views like AST, CFG and DFG, *COMEX* also provides options to further customize these views, which proves extremely useful when integrating *COMEX* into *CodeSAM*. In particular, we exhaustively experiment with the “Last Def” and “Last Use” customization options that are available for the data-flow graph, dedicating separate results (with these options enabled) in each table in Section 4. We notice that the “Last Def” and “Last Use” options ensure a more comprehensive coverage of variable dependencies for those code snippets that refer to many global variables and functions that are out-of-context or undefined. We depict this with the help of an example in Fig 5. As shown, the graph in Fig. 5 is a combination of the CFG, DFG, Last Use and Last Def edges for the code snippet in Listing 2. The “Last Use” relationship establishes links between the current usage of a variable and the program point where it was most recently read. Thus, the green edge from Line 3 to Line 4 is a “Last Use” edge. This allows us to track the *global* variable “currentBatchSize” which would have otherwise been ignored by an RDA-based analysis due to its missing declaration. With a similar motivation, we also enable the “Last Def” relationship, which introduces extra edges that connect re-definitions of variables, allowing for the inclusion of edges between variable declarations and their

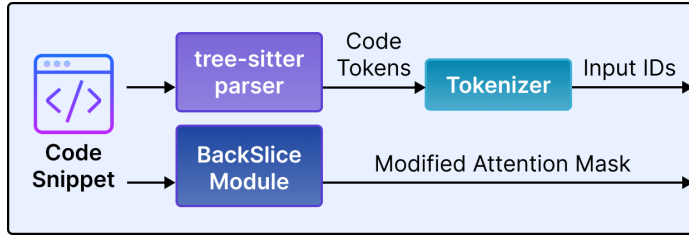


Fig. 6: Input Pre-processor component of the experiment pipelines

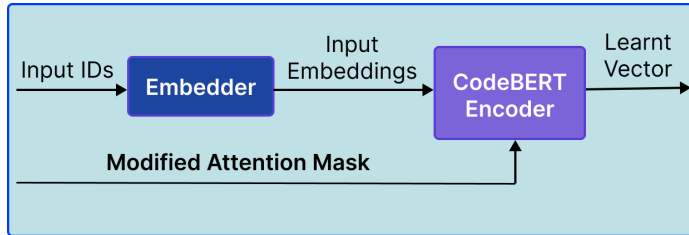


Fig. 7: MCV Encoder component of the experiment pipelines

corresponding definitions. The yellow edge from Line 5 to Line 9 in Fig. 5 is a “Last Def” edge. Just as before, the “preparedStatement” variable has not been declared in the scope of the provided code snippet. However, there exists a definition on Line 5 and hence the closest viable definition is denoted as a data flow edge. Like “Last Use”, the “Last Def” data-flow relationships thus prove particularly valuable in method-level snippets that heavily rely on global variables, which are not explicitly defined within the method body.

In the following section, equipped with a flexible framework like *CodeSAM* and a customizable code-view tool like COMEX, we detail our exhaustive experimental results spanning multiple code-view combinations across three common software engineering tasks.

4 System, Experiments and Results

To study the effectiveness of our approach, we run our end-to-end system (Fig. 2), and feed different attention masks into the pre-trained transformer model CodeBERT (Feng et al., 2020b). CodeBERT is a bimodal transformer for programming and natural languages. It has been extensively trained on the considerably large (~ 2.3 million data points) *CodeSearchNet* corpus (Husain et al., 2019) using masked language modelling (MLM) and replaced token detection (Feng et al., 2020a). In our experiments, rather than pre-training a deep learning language model from scratch (which is compute-intensive), we *fine-tune* CodeBERT with the attention mask A' on the downstream tasks of semantic code search, program classification and code clone detection. It is important to note that most transformer models (like CodeBERT) have multiple layers in their architecture, where each layer has its own self-attention operation. Hence,

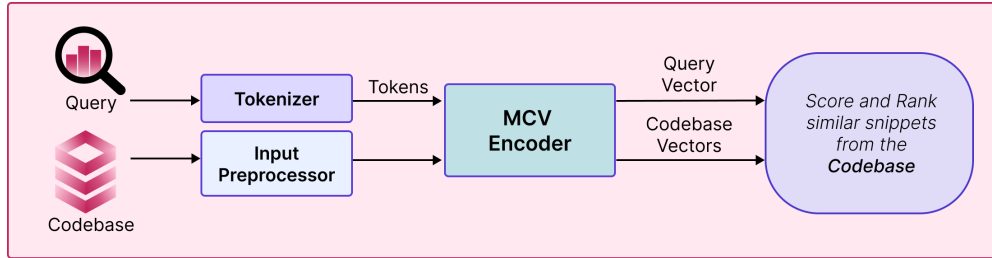


Fig. 8: Pipeline Diagram for Semantic Code Search. (Input Preprocessor and MCV Encoder detailed in Fig. 6 and Fig. 7)

we can choose to apply A' to every layer or selectively apply it to certain layers. In this work we experiment with two options - (a) **All Layer Masking:** Applying A' to every layer and (b) **Alternate Layer Masking:** Applying A' to every alternate layer in the model. Additionally, in certain code snippets, we observe that the masking percentage is exceedingly high (say $> 90\%$). This is because the code snippet refers to a lot of out-of-context information like undefined or global variables, or a myriad of method invocations on undefined objects. In such code snippets, A' is very sparse, masking out a lot of information. In these scenarios, it is prudent to avoid masking in the model and instead let every token attend to all other tokens. Hence, we also perform some ablations with different masking limits (70%, 80%, 90%).

Using the above techniques, we additionally experiment with different code-view combinations and model ensembles to determine what works best for each task. In what follows, we first elaborate on some common architectural components and then explain our results for the downstream applications of semantic code search, program classification and code clone detection.

4.1 Input Preprocessor and MCV Encoder

Before going into the task-specific architectures, we first describe in detail two major components used in all of our pipelines - (a) Input Preprocessor (Fig. 6) and (b) MCV Encoder (Fig. 7). As shown in Fig. 6, the Input Preprocessor is responsible for code snippet tokenization and attention mask generation (A'). For code snippet tokenization, we run the *tree-sitter* parser on the code snippet and collect a list of leaf tokens as the input. This list is then further tokenized using CodeBERT's tokenizer resulting in a list of Input IDs. For the attention mask creation, we run Algorithm 1 on the input code snippet and generate A' . Once the code is tokenized and A' is generated, we feed this to MCV Encoder (Fig. 7) to generate a semantic vector representation of the code snippet. Based on the task, these vector representations are used to solve the different problems of search, classification and clone detection. In what follows, we describe in depth the pipeline for each task and our associated experimental results.

4.2 Semantic Code Search

Semantic code search is the task of retrieving a relevant code snippet from a codebase, given a natural language query. As software systems increasingly embrace open-source models, developers now have greater access to a vast array of source code. This accessibility allows developers to search for and utilize code snippets that can address similar (if not identical) tasks (Grazia & Pradel, 2023), thereby improving productivity and reducing development time. By solving the problem of semantic code search, we aim to develop techniques that aid in this search process. It is important to note that code search has two modalities - natural language and code. Code, unlike natural language, is structured data and has unambiguous semantics. This nature of code poses a problem, as traditional search engines are trained to capture semantics from unstructured data (like text) and are hence not effective at code retrieval tasks (Rahman et al., 2018). To solve this problem, most semantic code search related works harness not only the natural language query but also the unique code structure to effectively retrieve the most relevant results.

```
1  /**
2   * Add servlet names for the filter.
3   * @param servletNames the servlet names to add
4   */
5  public void addServletNames(String... servletNames) {
6      Assert.notNull(servletNames, "ServletNames must not be
7          null");
8          this.servletNames.addAll(Arrays.asList(servletNames));
9  }
```

Listing 3: A sample Java data point in the *CodeSearchNet* dataset. The text above the function definition is the documentation corresponding to the code snippet below it.

4.2.1 Dataset

We evaluate our performance on this task using the *CodeSearchNet* Java corpus. This dataset was created by extracting pairs of documentation and code implementation from thousands of open-sourced GitHub repositories. We present an example from *CodeSearchNet* in Listing 3. As seen, the data point has a method-level summary along with a code implementation. Unfortunately, some data points in *CodeSearchNet* are of poor quality. Thus, we reuse the modified version of this dataset as proposed by (Guo et al., 2020), wherein low-quality queries are removed using handcrafted rules. These handcrafted rules target those data points with excessively short documentation or code implementation. The original dataset setting (Husain, Wu, Gazit, Allamanis, & Brockschmidt, 2020) restricts the number of candidate code snippets, during inference, to 1000. This limitation does not reflect the true complexity of this task. Therefore, we follow (Guo et al., 2020) and expand the total number of candidate code snippets to the entire code base. As shown in Table 1b, the training dataset contains 164,923 pairs of code snippets and corresponding documentation. Whereas, the test

and the development datasets contain only 5, 183 and 10, 955 natural language queries (documentation) that are used to retrieve code from a code base with 40,347 code snippets.

Parameter	Value	Split	Count
Batch Size	128	Train	164,923
Learning Rate	2×10^{-5}	Dev	5,183
Natural Language/ Code Length	512	Test	10,955
Epochs	20	Candidates	40,347

(a) Experimental Setup for Semantic Code Search

(b) *CodeSearchNet* Java Statistics

Table 1: Code Search hyper-parameters and *CodeSearchNet* Statistics

4.2.2 Fine-Tuning Methodology

To adapt MCV Encoder for code search, we first perform fine-tuning with a contrastive loss function and then perform inference on the test set using the entire codebase.

Fine-tuning: The fine-tuning process in code search involves training the model to correctly identify matching pairs of code snippets and natural language descriptions. For this, we use a contrastive loss function, wherein, for every mini-batch, we obtain one set of embeddings for each natural language query and another set for each code snippet. Then we compute the dot product between these two sets of vectors, trying to maximize the dot product between matching pairs and minimizing the dot product between others. With these dot products, we calculate the cross-entropy loss and use backpropagation to train the model.

Inference: During inference or testing, we have access to a natural language query and the entire codebase of code snippets. To reduce inference time, we pre-compute and store the vector embeddings for each code snippet in the codebase. Then, for each natural language query we calculate the dot product between the natural language query vector and the set of pre-computed codebase vectors. These dot product results are then sorted, and the rank of the correct (“ground truth”) snippet within this list is used to compute the Reciprocal Rank (Section 4.2.3).

4.2.3 Metrics

Semantic Code Search results are generally evaluated using the Mean Reciprocal Rank (MRR). The formula for MRR is depicted in Equation 2, where $rank_i$ is the actual position of the ground truth snippet in the list of sorted dot products for the i^{th} natural language query.

$$MRR = \frac{1}{|Q|} \sum_{i=1}^{|Q|} \frac{1}{rank_i} \quad (2)$$

The highest achievable MRR is 1, where the ground truth is always at the 1st position for all natural language queries.

4.2.4 Results

We fine-tune the underlying CodeBERT model (within MCV Encoder) using various configurations including 3 code-views (\mathbb{T}_A , \mathbb{T}_D , \mathbb{T}_{A+D}), 3 masking limits (70%, 80% and 90%), the addition/absence of Last Def and Last Use edges, and the choice of applying A' to all layers or every alternate layer. Our generalizable approach and framework allows us to ensemble and choose from different code-view models that work best for the task. This kind of flexibility is notably absent in GraphCodeBERT as it is designed to incorporate only the data-flow graph. We also compare our results against other popular pre-trained models like RoBERTa (Liu et al., 2019) and RoBERTa (code). RoBERTa uses the MLM objective to pre-train on a text corpus whereas RoBERTa (code) uses the MLM objective to pre-train on a code corpus.

Model	Masking Limit Percentage					
	Vanilla			Last Def & Last Use		
	70	80	90	70	80	90
CodeBERT- \mathbb{T}_A	0.693	0.696	0.694	N/A		
CodeBERT- \mathbb{T}_D	0.693	0.691	0.693	0.695	0.695	0.691
CodeBERT- \mathbb{T}_{A+D}	0.696	0.697	0.694	0.697	0.698	0.698
RoBERTa	0.599					
RoBERTa (code)	0.620					
CodeBERT	0.676					
GraphCodeBERT	0.691					

Table 2: Model performance (all layers masked) on Semantic Code Search as measured by MRR.

Model	Ensemble	Masking Limit %	Last Def & Last Use	MRR	Ensemble MRR
CodeBERT-Ensemble	CodeBERT- \mathbb{T}_A	80	No	0.696	0.710
	CodeBERT- \mathbb{T}_D	70	No	0.695	
	CodeBERT- \mathbb{T}_{A+D}	80	Yes	0.698	

Table 3: CodeBERT ensemble performance (all layers masked) on Semantic Code Search as measured by MRR.

All Layer Masking Results: In the first set of experiments, we apply A' to every self-attention layer and record the observed MRR scores in Table 2. As shown, we observe that the best MRR scores for the AST code-view (CodeBERT- \mathbb{T}_A) is 0.696, for the DFG code-view (CodeBERT- \mathbb{T}_D) is 0.695 and for the AST+DFG code-view

(CodeBERT- \mathbb{T}_{A+D}) is 0.698. All three models surpass GraphCodeBERT which has an MRR score of 0.691. Note that unlike GraphCodeBERT, we do not perform any extended pre-training. We achieve these results with a relatively compute-light fine-tuning. We also experiment with ensembles of the models and record their results in Table 3. In the ensemble, we take the best performing model from each code-view and average out the predictions to arrive at the final answer. The final ensemble MRR score is 0.710 which is 2.75% more than GraphCodeBERT.

Model	Masking Limit Percentage					
	Vanilla			Last Def & Last Use		
	70	80	90	70	80	90
CodeBERT- \mathbb{T}_A	0.684	0.689	0.680	N/A		
CodeBERT- \mathbb{T}_D	0.680	0.687	0.688	0.680	0.683	0.689
CodeBERT- \mathbb{T}_{A+D}	0.678	0.687	0.686	0.690	0.683	0.690
CodeBERT	0.676					
GraphCodeBERT	0.691					

Table 4: Model performance (alternate layers masked) on Semantic Code Search as measured by MRR.

Model	Ensemble	Masking Limit %	Last Def & Last Use	MRR	Ensemble MRR
CodeBERT-Ensemble	CodeBERT- \mathbb{T}_A	80	No	0.689	0.701
	CodeBERT- \mathbb{T}_D	80	Yes	0.689	
	CodeBERT- \mathbb{T}_{A+D}	90	Yes	0.690	

Table 5: CodeBERT ensemble performance (alternate layers masked) on Semantic Code Search as measured by MRR.

Alternate Layer Masking Results: In the second set of experiments, we apply A' on every alternate layer of MCV Encoder and record the results in Table 4. Each individual code-view model is competitive but does not surpass GraphCodeBERT. Just as before, we also use an ensemble of these models and record an MRR score of 0.701 which is 1.44% higher than GraphCodeBERT but lower than the ensemble in Table 3. Hence, on the whole, for the task of code search, applying A' to every layer seems to perform better than masking alternate layers.

4.2.5 Experiment Hardware and Hyper-parameters

To achieve the above results, we conduct our experiments with a batch size of 128 and a learning rate of 2×10^{-5} . We train our model for 20 epochs using 4 CPUs, 196

GB RAM and 4 A100 GPUs. All other hyper-parameters are detailed in Table 1a.

CodeSearch Task Summary - Every individual code-view model that uses the all layer masking strategy surpasses GraphCodeBERT. But the highest MRR of 0.71 is achieved using an ensemble of the above models.

4.3 Clone Detection

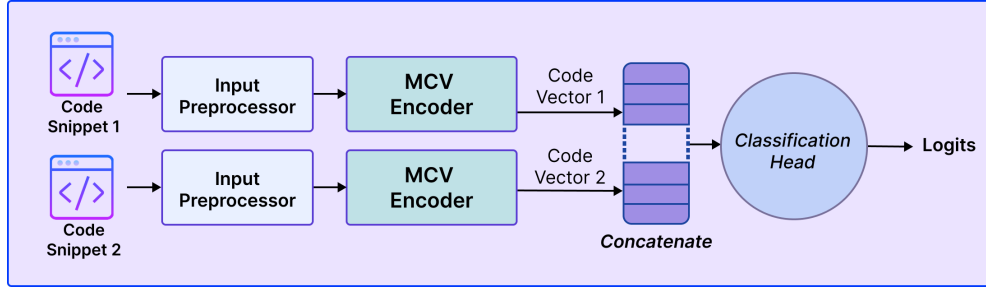


Fig. 9: Code Clone Detection (Input Preprocessor and MCV Encoder detailed in Fig. 6 and Fig. 7)

As enterprise codebases grow in size, code maintenance eventually becomes a huge challenge. An important aspect of code maintenance is identifying and merging those code snippets that have very similar functionality. This merging allows for enhanced modularity, better consistency and higher code re-use across the entire codebase. However, manually identifying code segments that have similar functionalities can be very time consuming. Code clone detection provides a solution by predicting functionally similar code segments, irrespective of their syntactic differences. As a result, models trained on this task are particularly useful in identifying redundancies in a codebase, thereby reducing the cost of software maintenance. Code clone detection also helps in identifying plagiarism and copyright infringement in software systems (Gold & Krinke, 2021).

4.3.1 Dataset

We evaluate the performance on this task using a filtered version of the *BigCloneBench* dataset (Svajlenko & Roy, 2021) as followed in (W. Wang, Li, Ma, Xia, & Jin, 2020). Each datapoint is a pair of code snippets along with a label indicating if the two snippets are clones. It is important to note that each code snippet is a *method level* Java function as shown in Listing 4. In total, there are ~ 1.7 million datapoints in the dataset. The split between train, validation and test is shown in Table 6a.

```

1 // Approach A - An iterative approach
2 public int factorial(int number) {
3     int result = 1;
4     for (int i = 2; i <= number; i++) {
5         result *= i;
6     }
7     return result;
8 }
9
10 // Approach B - A recursive approach
11 public int calculateFactorial(int number) {
12     if (number <= 1) {
13         return 1;
14     } else {
15         return number * calculateFactorial(number - 1);
16     }
17 }

```

Listing 4: An example of code clones that perform the same function but differ in syntax and meaning significantly. Approach A in the listing computes the factorial of a number iteratively, while Approach B does it recursively.

Split	Count
Train	901,028
Test	415,416
Validation	415,416
Total	1,732,040

(a) *BigCloneBench* dataset split statistics.

Parameter	Value
Batch Size	32
Learning Rate	2×10^{-5}
Natural Language/ Code Length	512
Epochs	2

(b) Configuration for Code Clone Detection experiments

Table 6: *BigCloneBench* statistics and Code Clone Detection hyper-parameters

4.3.2 Fine-Tuning Methodology

As seen in Fig. 9, we fine-tune MCV Encoder on the clone detection task by running the model separately for each method in the code snippet pair. By doing so, we produce two vectors, which we then concatenate and pass to a classification head (multi-layer perceptron). The classification head outputs a probability which along with the ground truth is used to calculate the binary cross entropy loss. During the course of training, the model learns to predict 1 for a true clone pair and 0 otherwise. In the inference stage, the pair of snippets are passed through MCV Encoder and if the output probability is more than 0.5, we deem the pair to be a clone.

4.3.3 Results

The results of the code clone detection task are evaluated using precision, recall and F1-scores. Just like code search, we run our experiments on various combinations of code-views, masking limits, presence/absence of Last Def and Last Use edges as well as different masking strategies. We also report the results of FA-AST-GNN (W. Wang

Model	Masking Limit %	Vanilla			Last Def & Last Use		
		F1	Recall	Precision	F1	Recall	Precision
CodeBERT- T_A	70	94.0	94.6	93.3	N/A		
	80	94.4	94.6	94.2			
	90	94.4	94.1	94.6			
CodeBERT- T_D	70	94.6	95.0	94.3	94.4	94.8	94.0
	80	95.0	93.8	96.3	94.4	94.6	94.2
	90	94.9	94.6	95.1	94.1	94.7	93.4
CodeBERT- T_{A+D}	70	94.8	94.2	95.4	95	94.2	95.7
	80	94.6	94.4	94.9	94.2	93.9	94.5
	90	94.6	94.6	94.6	94.6	94.9	94.4
FA-AST-GNN	N/A	95.0	94.0	96.0	N/A		
RoBERTa (code)	N/A	93.5	92.2	94.9	N/A		
CodeBERT	N/A	94.0	93.4	94.7	N/A		
GraphCodeBERT	N/A	95.0	95.2	94.8	N/A		

Table 7: Model Performance (alternate layers masked) on Code Clone Detection as measured by F1, Recall and Precision.

Model	Ensemble	Masking Limit %	Last Def & Last Use	F1	Recall	Precision
CodeBERT-Vanilla	CodeBERT- T_A	80	No	95.1	94.4	95.9
	CodeBERT- T_D	80				
	CodeBERT- T_{A+D}	70				
CodeBERT-LDLU	CodeBERT- T_A	80	Yes	95.0	95.1	95.0
	CodeBERT- T_D	80				
	CodeBERT- T_{A+D}	90				
CodeBERT-Mixed	CodeBERT- T_A	80	No	95.0	94.4	95.6
	CodeBERT- T_D	80	No			
	CodeBERT- T_{A+D}	70	Yes			

Table 8: Ensemble Performance (alternate layers masked) on Code Clone Detection as measured by F1, Recall and Precision

et al., 2020) and RoBERTa (code) alongside our results. FA-AST-GNN utilizes an augmented AST with explicit control and data flow edges for code clone detection.

Alternate Layer Masking Results: We start by showing our experimental results using the alternate layer masking strategy in Table 7. As seen, the best F1 score for DFG and AST+DFG matches GraphCodeBERT with a score of 95, however their respective precision scores of 96.3 and 95.7 surpass GraphCodeBERT’s precision score

of 94.8. FA-AST-GNN also achieves an equal F1-score of 95.0 with a slightly higher recall (94.0) and a slightly lower precision (96.0) than our best result CodeBERT- \mathbb{T}_D . As our framework allows for an ensemble, we also experiment with combinations of models as shown in Table 8. We try CodeBERT-Vanilla - an ensemble of the best vanilla models across code-views, CodeBERT-LDLU - an ensemble of the best last-def-last-use models across code-views and CodeBERT-Mixed - an ensemble of the best models across code-views (irrespective of the last-def-last-use flag). We note that all three ensembles - CodeBERT-LDLU, CodeBERT-Vanilla and CodeBERT-Mixed surpass GraphCodeBERT on F1 as well as Precision.

All Layer Masking Results: We depict our results with the all layer masking strategy in Table 9. Among the individual code-view models, the data-flow model achieves the highest F1 score of 94.8 which is lesser than what was achieved in the alternate masking strategy. However, among the ensembles shown in Table 10, we note that CodeBERT-LDLU has the highest F1 score of 95.2 which is higher than GraphCodeBERT as well as any other model that we have trained for clone detection.

Model	Masking Limit %	F1	Recall	Precision	F1	Recall	Precision
		Vanilla			Last Def & Last Use		
CodeBERT- \mathbb{T}_A	70	94.0	94.6	93.4	N/A		
	80	94.4	94.5	94.2			
	90	93.7	93.7	93.7			
CodeBERT- \mathbb{T}_D	70	93.8	95.0	92.7	94.4	94.9	94.0
	80	94.8	94.4	95.3	94.6	94.1	95.2
	90	93.8	94.5	93.1	94.0	94.2	93.9
CodeBERT- \mathbb{T}_{A+D}	70	94.1	94.4	93.9	93.9	94.1	93.7
	80	94.4	94.9	93.9	93.0	93.2	92.8
	90	94.0	94.0	93.9	94.7	94.7	94.7
CodeBERT	N/A	94.0	93.4	94.7	N/A		
GraphCodeBERT	N/A	95.0	95.2	94.8	N/A		

Table 9: Model Performance (all layers masked) on Code Clone Detection as measured by F1, Recall and Precision.

4.3.4 Experiment Hardware and Hyper-parameters

To obtain the above results, we perform our experiments using 2 CPUs with 196 GB RAM and 2 V100 GPUs. We train our models for 2 epochs with a batch size of 32 and a learning rate of 2×10^{-5} . Other hyper-parameters are detailed in Table 6b.

Model	Ensemble	Masking Limit %	Last Def & Last Use	F1	Recall	Precision
CodeBERT-Vanilla	CodeBERT- T_A	80	No	94.8	94.8	94.8
	CodeBERT- T_D	80				
	CodeBERT- T_{A+D}	80				
CodeBERT-LDLU	CodeBERT- T_A	80	Yes	95.2	95.0	95.4
	CodeBERT- T_D	80				
	CodeBERT- T_{A+D}	90				
CodeBERT-Mixed	CodeBERT- T_A	80	No	94.7	94.7	94.7
	CodeBERT- T_D	80	No			
	CodeBERT- T_{A+D}	90	Yes			

Table 10: Ensemble Performance (all layers masked) on Code Clone Detection as measured by F1, Recall and Precision

Clone Detection Task Summary - The AST and AST+DFG code-view models using the alternate layer masking strategy match GraphCodeBERT’s F1 score and surpass GraphCodeBERT’s precision. The CodeBERT-Vanilla ensemble (alternate layers masked) beats GraphCodeBERT on both F1 as well as Precision. But the highest F1 score is achieved by the CodeBERT-LDLU ensemble (all layers masked) that beats GraphCodeBERT and all other variations.

4.4 Program Classification

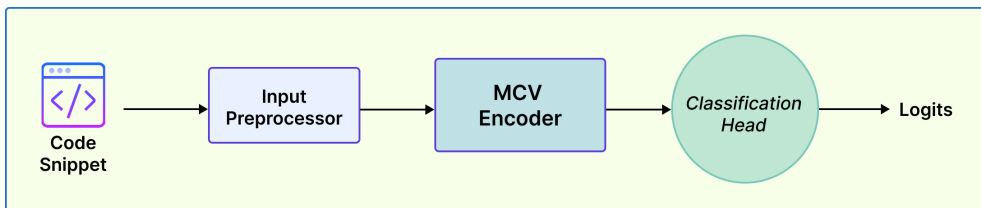


Fig. 10: Program Classification (Input Preprocessor and MCV Encoder detailed in Fig. 6 and Fig. 7)

Our third and final evaluation task is program classification. The goal of program classification is to categorize a given code snippet into different groups or classes based on the code snippet’s functionality, code quality or algorithmic implementation. Using code classification techniques, we can categorize large codebases into similar groups/functionality, allowing developers to easily navigate and manage these codebases. One common application of code classification is in software maintenance and re-engineering, where large legacy codebases need to be analyzed and restructured to

meet changing business requirements (Barchi, Parisi, Urgese, Ficarra, & Acquaviva, 2021). Program classification serves as a tool for pinpointing components of the code-base that require extensive refactoring or complete redesign (Kaur & Singh, 2016). Moreover, it can aid in highlighting potential areas of risk due to bugs or vulnerabilities (Russell et al., 2018).

4.4.1 Dataset

We evaluate our performance on code classification using the Java *CodeNet* corpus (IBM, 2021). The dataset consists of code snippets extracted from online judge websites. Each code snippet (or code submission) solves a particular problem statement with a unique problem ID. After assigning the relevant problem ID to each code submission, we end up with a single-label multi-class dataset, which can be modelled as a classification problem. Additionally, each snippet in this dataset is a *file-level* snippet consisting of multiple methods and package imports. The dataset contains 75,004 Java code snippets spread across 250 classes. The split between train, validation and test is summarized in Table 11a.

Split	Count
Train	48,002
Test	15,001
Validation	12,001
Total	75,004

(a) Code Classification Dataset Split

Parameter	Value
Batch Size	32
Learning Rate	2×10^{-5}
Tokenizer	microsoft/codebert-base
Code Length	512

(b) Experiment Setup for Code Classification

Table 11: Code Classification Statistics and Hyper-parameters

4.4.2 Fine-Tuning Methodology

As shown in Fig. 10, we fine-tune MCV Encoder on program classification using an additional classification head and then subsequently perform inference on the test set. More specifically, we attach a compute-light classification head (multi-layer perceptron) to the MCV Encoder that takes as input a vector embedding and outputs a 250 label array (logits). After this, we apply the softmax operation to this array and compute the cross entropy loss against the ground truth, so that the model learns to predict the correct class. During the Inference stage, we leverage our trained model in Fig. 10 to generate a probability distribution across the 250 classes by using a softmax operation. We then assign the class with the highest probability to the code snippet.

4.4.3 Results

We evaluate our approach on program classification using the macro F1 score. Each data point in Java *CodeNet* is a complete Java file. GraphCodeBERT lacks support for file-level program analysis, unlike COMEX that accommodates both method-level

Model	Masking Limit Percentage					
	Vanilla			Last Def & Last Use		
	70	80	90	70	80	90
CodeBERT- \mathbb{T}_A	98.33	98.19	98.18	N/A		
CodeBERT- \mathbb{T}_D	98.40	98.24	98.34	98.40	98.31	98.35
CodeBERT- \mathbb{T}_{A+D}	98.24	98.26	98.33	98.29	98.23	98.28
CodeBERT	98.41			N/A		

Table 12: Model Performance (alternate layers masked) on Program Classification as measured by macro-F1

Model	Ensemble	Masking Limit %	Last Def & Last Use	F1-Score
CodeBERT-Vanilla	CodeBERT- \mathbb{T}_A	70	No	98.51
	CodeBERT- \mathbb{T}_D	70		
	CodeBERT- \mathbb{T}_{A+D}	90		
CodeBERT-LDLU	CodeBERT- \mathbb{T}_A	70	Yes	98.51
	CodeBERT- \mathbb{T}_D	70		
	CodeBERT- \mathbb{T}_{A+D}	70		
CodeBERT-Mixed	CodeBERT- \mathbb{T}_A	70	No	98.44
	CodeBERT- \mathbb{T}_D	70	No	
	CodeBERT- \mathbb{T}_{A+D}	70	Yes	

Table 13: Ensemble Performance (alternate layers masked) on Program Classification as measured by macro-F1

and file-level analysis. Consequently, for this task, our comparison is restricted to CodeBERT.

Alternate Layer Masking Results: Table 12 depicts the results for individual code-view models trained with the alternate masking strategy. As seen, the best performing code-view model is DFG achieving a macro F1 score of 98.40, which is competitive with CodeBERT (98.41). As earlier, we experiment with three types of ensembles and note down our results in Table 13. From Table 13, we observe that CodeBERT-Vanilla and CodeBERT-LDLU ensembles achieve F1 scores of 98.51 which is significantly higher than CodeBERT.

All Layers Masking Results: Table 14 and Table 15 outline the results of program classification with the all layers masking strategy. From the observed results, it is evident that the alternate masking approach is much more effective for program classification. This is also clear from the fact that CodeBERT- \mathbb{T}_D (in Table 12) has a better F1 score than all three ensembles in Table 15. As a result, we believe that the alternate layer masking strategy is better suited for program classification than masking every layer.

Model	Masking Limit Percentage					
	Vanilla			Last Def & Last Use		
	70	80	90	70	80	90
CodeBERT- \mathbb{T}_A	98.22	98.18	97.99	N/A		
CodeBERT- \mathbb{T}_D	98.13	98.11	98.14	98.26	98.11	98.06
CodeBERT- \mathbb{T}_{A+D}	98.14	98.07	98.05	98.05	98.08	98.04

Table 14: Model Performance (all layers masked) on Program Classification as measured by macro-F1

Model	Ensemble	Masking Limit %	Last Def & Last Use	F1-Score
CodeBERT-Vanilla	CodeBERT- \mathbb{T}_A	70	No	98.38
	CodeBERT- \mathbb{T}_D	90		
	CodeBERT- \mathbb{T}_{A+D}	70		
CodeBERT-LDLU	CodeBERT- \mathbb{T}_A	70	Yes	98.35
	CodeBERT- \mathbb{T}_D	70		
	CodeBERT- \mathbb{T}_{A+D}	80		
CodeBERT-Mixed	CodeBERT- \mathbb{T}_A	70	No	98.36
	CodeBERT- \mathbb{T}_D	70	Yes	
	CodeBERT- \mathbb{T}_{A+D}	70	No	

Table 15: Ensemble Performance (all layers masked) on Program Classification as measured by macro-F1

4.4.4 Experiment Hardware and Hyper-parameters.

In all our experiments, we use a batch size of 32, a learning rate of 2×10^{-5} and an Adam optimizer with a linear scheduler. We run our experiments on 4 CPUs with 360 GB RAM and 2 V100 GPUs for a total of 2 epochs. Additional hyper-parameters for the experiment are provided in Table 11b.

Program Classification Summary - The DFG code-view model using the alternate layer masking strategy is competitive with GraphCodeBERT’s macro-F1 score. However, CodeBERT-Vanilla and CodeBERT-LDLU are two ensembles of the alternate masking strategy that beat GraphCodeBERT by a significant margin.

Final Summary: Based on the results obtained across the three tasks, we conclude that there is merit in leveraging multiple code-views when learning effective representations of source code. In all three tasks, we see a visible improvement across metrics without the need for any extra pre-training.

5 Related Work

In this section, we go over the diverse literature available for source code representation learning. We categorize most of the approaches into four broad types and elaborate on relevant works in each section:

5.1 Token-based Representation

Token-based Representation approaches such as (Allamanis, Peng, & Sutton, 2016; Movshovitz-Attias & Cohen, 2013) consider code as natural language tokens. They represent source code as a bag of words or a list of tokens, and then apply techniques like Latent Semantic Indexing (LSI) and Latent Dirichlet Allocation (LDA). In (Movshovitz-Attias & Cohen, 2013), the authors predict comments from Java source files of open source projects, using topic models and n-grams. (Allamanis et al., 2016) introduces an attention neural network that employs convolution on the code input tokens to detect local time-invariant and long-range topical attention features in a context-dependent way. They evaluate their methodology on the task of extreme summarization of source code, converting code snippets into short function-name-like summaries.

5.2 Structure-based Representation

Unlike natural languages, a lot of important information is contained in the structure of programming languages. These syntactic and semantic properties of source code can be extracted using structured or graphical representations like the AST (Wei & Li, 2017; White, Tufano, Vendome, & Poshyvanyk, 2016; J. Zhang et al., 2019), CFG (Zhao & Huang, 2018), and DFG (Y. Li, Wang, Nguyen, & Van Nguyen, 2019). Source code representation learning techniques of this type are grouped under *Structure-based Representation* approaches. Rather than using the entire AST, (J. Zhang et al., 2019) presents a novel ASTNN approach that splits each large AST into a sequence of small statement trees, and encodes the statement trees to vectors by capturing the lexical and syntactical knowledge of statements. (Wei & Li, 2017) presents a deep feature learning framework called CDLH that exploits the lexical and syntactical information extracted from an AST for fast computation of functional similarity between code fragments. (White et al., 2016) introduced a learning-based approach to the four types of code clone detection that harnesses information from both identifiers and structure through the AST. They evaluated their work and saw significant improvements over the traditional, structure based approaches and the prominent clone detection tool Deckard (Jiang, Misherghe, Su, & Glondu, 2007). (Zhao & Huang, 2018) showed improvements over Deckard, CDLH (Wei & Li, 2017) and RtvNN (White et al., 2016) by proposing a novel approach that encodes code control-flow and data-flow into a semantic matrix in which each element is a high-dimensional sparse binary feature vector. *Combined Representation* or *Multi Code-view* methods attempt to combine different structured representations. (Long et al., 2022) proposes a multi-view graph (MVG) program representation method that pays more attention to code semantics and simultaneously includes a DFG, a CFG and a read-write graph (RWG) as multiple views. These views are then combined and processed by a graph neural network (GNN)

to obtain a comprehensive program representation which is evaluated in the context of the algorithm detection task using the POJ-104 and a custom and more challenging dataset called ALG-109. (Gao et al., 2023) proposes *SG-Trans*, a model for source code summarization that incorporates local and global code structural properties into the self-attention module of a transformer as inductive bias.

5.3 Sequence-based Representation

Most of the best results on a large variety of downstream tasks, are obtained from language models that are trained on both natural language and programming languages, drawing heavy inspiration from NLP techniques. We group these contributions (Feng et al., 2020a; Nijkamp et al., 2022; Xu et al., 2022) under *Sequence-based Representation* approaches. CodeBERT (Feng et al., 2020a) is a pre-trained bimodal language model that learns both programming languages (PL) and natural language (NL). CodeBERT has a Transformer-based architecture and is pre-trained on NL-PL pairs along with unimodal code data. It is performant on both natural language code search and code documentation generation tasks. CodeGen, (Nijkamp et al., 2022), a large language model for code with multi-turn program synthesis, is trained on both NL and PL data. Their evaluation shows that the same intent provided in a multi-turn fashion significantly improves program synthesis over that provided as a single turn. (Xu et al., 2022) proposes PolyCoder, based on GPT-2 architecture, and evaluates its results across 12 programming languages, while comparing and contrasting with some of the most popular large language models like Codex, GPT-J, GPT-Neo, GPT-NeoX-20B, and CodeParrot.

5.4 Sequence-from-structure-based Representation

Sequence-from-structure-based Representation approaches take one or more highly structured code-views (usually graphs like the AST, CFG, or DFG), and extract information as sequences by flattening them (Alon et al., 2019; Guo et al., 2020; Swarna, Mathews, Vagavolu, & Chimalakonda, 2024). Code2Vec is one of the pioneering works in the domain of source code representation learning where sequences were extracted from the AST of a code snippet by selecting random leaf-to-leaf paths. Using a simple neural network with a single attention layer for the model, the method was tested on the method naming task and showed a significant improvement in performance. The Mocktail approach (Swarna et al., 2024) extends the path-extracting methodology of code2vec (Alon et al., 2019) but parallelly extracts and combines paths from the AST, PDG and CFG. The approach is evaluated on the method naming task. (Fang, Liu, Shi, Huang, & Shi, 2020) proposes a novel joint code representation that applies fusion embedding techniques to learn hidden syntactic and semantic features of source code. The paper provides interesting insights into results obtained from word embedding and graph embedding techniques from a combined code graph. Finally, the Graph-CodeBERT approach (Guo et al., 2020), achieving excellent performance on multiple tasks such as code clone detection, semantic code search, code translation and code refinement, appends data-flow sequences to the input sequence of code tokens. The model is an extension of the CodeBERT (Feng et al., 2020a) model and is pretrained

on an additional task that includes data-flow information. Closely related to CodeSAM, (Du & Yu, 2023) proposes a directed, multiple-label code graph representation named Semantic Flow Graph (SFG) which compactly and adequately captures code semantics and achieves state-of-the-art performance in bug localization by combining it with a novel contrastive learning technique. An interesting fused representation for vulnerability detection using carefully extended neural network models to extract vulnerability-indicative semantic features from the token sequence, attributed control flow graph (ACFG), and AST representations of a function is presented in (Tian, Tian, Lv, & Chen, 2023). (Tian, Tian, Lv, Chen, & Chen, 2024) beats the state-of-the-art at vulnerability detection by using a transformer-style encoder to aggregate the long-range contextual semantics of AST sub-trees into a vulnerability-specific vector to represent the target code fragment.

6 Threats to Validity

In this section, we discuss the potential threats to the validity of our study.

Internal threats - In our study, we deliberately chose a static analysis tool that operates directly on source code, enabling us to analyze even non-compilable data points. As a result, the code-views generated by the selected tool provide an approximation of control-flow and data-flow information. Therefore, findings derived from these code-views might introduce inaccuracies in our pipeline. In Section 4, for each task and dataset we have clearly outlined the techniques and modifications incorporated during data pre-processing. While we follow established practices from existing literature, pre-processing decisions can introduce biases or limitations that may impact the study’s outcomes. Another potential threat to the validity of our study could be the bias or over-fitting of our models. As we use different models for different tasks, the hyper-parameters of the model need to be appropriately tuned. Even though our models are exhaustively validated, over-fitting can occur if the data is not diverse or due to a lack of sufficient regularization strategies.

External threats - Our work has been evaluated on datasets which are widely used as benchmarks for the respective SE tasks. This enables us to demonstrate the effectiveness of our models compared to existing baselines. However, the generalizability of our results is thus subject to how accurately these datasets represent the complexity of real-world code corpora. *BigCloneBench*, a widely accepted dataset, routinely used as a benchmark for clone detection in Java has been recently criticized for being imbalanced and biased due to the way it was constructed (Krinke & Ragkhitwetsagul, 2022). Due to a lack of a more comprehensive and well-known benchmark that fits our use case, our code clone detection evaluations are limited to BCB, in line with GraphCodeBERT which we draw comparisons against.

7 Conclusion and Future Work

In this work, we introduced a framework that allows researchers to infuse custom code-views into self-attention based transformer models. We propose and evaluate a novel approach to infusing information from various highly structured code-views into language models to further boost their performance. To implement this pipeline, we

investigated and carefully selected the the most suitable tool that allows generating outputs tailored to our specific requirements from amongst currently available open-source options to generate code-views. We then observe the impact on performance when using various customizes combinations of code-views through this approach on the downstream SE tasks of semantic code search, code clone detection, and program classification.

Our work has several important applications and extensions. The *CodeSAM* mechanism proposed in this work provides an exciting start-point for various language model explorations. For example, a logical extension to explore would be to pre-train a language model on a large dataset (like *CodeSearchNet*) using code-view inspired attention masks (like A') or even code-view inspired novel pre-training objectives like *ast-edge prediction* and *next-control-statement prediction*. In addition, exploring the generalisability of the approach to more diverse SE tasks like code translation, code summarization, code optimization, and code visualization, and understanding the influence of a code-view on a specific downstream task is another line of study to research. Since the framework is flexible and highly customizable, researchers can also look into cross-language code similarity learning and its subsequent applications.

References

- Aho, A.V., Sethi, R., Ullman, J.D., et al. (2007). *Compilers: principles, techniques, and tools* (Vol. 2). Addison-wesley Reading.
- Allamanis, M., Barr, E.T., Devanbu, P., Sutton, C. (2018, jul). A survey of machine learning for big code and naturalness. *ACM Comput. Surv.*, 51(4), , <https://doi.org/10.1145/3212695> Retrieved from <https://doi.org/10.1145/3212695>
- Allamanis, M., Peng, H., Sutton, C. (2016). A convolutional attention network for extreme summarization of source code. *International conference on machine learning* (pp. 2091–2100).
- Alon, U., Sadaka, R., Levy, O., Yahav, E. (2020). *Structural language models of code*.
- Alon, U., Zilberstein, M., Levy, O., Yahav, E. (2019). code2vec: Learning distributed representations of code. *Proceedings of the ACM on Programming Languages*, 3(POPL), 1–29,
- Barchi, F., Parisi, E., Urgese, G., Ficarra, E., Acquaviva, A. (2021). Exploration of convolutional neural network models for source code classification. *Engineering Applications of Artificial Intelligence*, 97, 104075, <https://doi.org/https://doi.org/10.1016/j.engappai.2020.104075> Retrieved from <https://www.sciencedirect.com/science/article/pii/S0952197620303353>

- Beltagy, I., Peters, M.E., Cohan, A. (2020). Longformer: The long-document transformer. *arXiv preprint arXiv:2004.05150*, ,
- Bieber, D., Goel, R., Zheng, D., Larochelle, H., Tarlow, D. (2022). *Static prediction of runtime errors by learning to execute programs with external resource descriptions*.
- Bieber, D., Shi, K., Maniatis, P., Sutton, C., Hellendoorn, V., Johnson, D., Tarlow, D. (2022). *A library for representing python programs as graphs for machine learning*.
- Bieber, D., Sutton, C., Larochelle, H., Tarlow, D. (2020). Learning to execute programs with instruction pointer attention graph neural networks. *Advances in Neural Information Processing Systems*, 33, 8626–8637,
- Das, D., Mathews, N.S., Mathai, A., Tamilselvam, S., Sedamaki, K., Chimalakonda, S., Kumar, A. (2023). Comex: A tool for generating customized source code representations. *2023 38th IEEE/ACM International Conference on Automated Software Engineering (ASE)* (p. 2054-2057).
- DeFreez, D., Thakur, A.V., Rubio-González, C. (2018). *Path-based function embedding and its application to specification mining*.
- Du, Y., & Yu, Z. (2023). Pre-training code representation with semantic flow graph for effective bug localization. *Proceedings of the 31st ACM joint european software engineering conference and symposium on the foundations of software engineering* (pp. 579–591).
- Fang, C., Liu, Z., Shi, Y., Huang, J., Shi, Q. (2020). Functional code clone detection with syntax and semantics fusion learning. *Proceedings of the 29th ACM SIGSOFT international symposium on software testing and analysis* (pp. 516–527).
- Feng, Z., Guo, D., Tang, D., Duan, N., Feng, X., Gong, M., ... others (2020a). Codebert: A pre-trained model for programming and natural languages. *arXiv preprint arXiv:2002.08155*, ,
- Feng, Z., Guo, D., Tang, D., Duan, N., Feng, X., Gong, M., ... Zhou, M. (2020b). *Codebert: A pre-trained model for programming and natural languages*. arXiv. Retrieved from <https://arxiv.org/abs/2002.08155>
- Gao, S., Gao, C., He, Y., Zeng, J., Nie, L., Xia, X., Lyu, M. (2023). Code structure-guided transformer for source code summarization. *ACM Transactions on Software Engineering and Methodology*, 32(1), 1–32,

- Gold, N.E., & Krinke, J. (2021, November). Ethics in the mining of software repositories. *Empirical Software Engineering*, 27(1), , <https://doi.org/10.1007/s10664-021-10057-7> Retrieved from <https://doi.org/10.1007/s10664-021-10057-7>
- Grazia, L.D., & Pradel, M. (2023, feb). Code search: A survey of techniques for finding code. *ACM Computing Surveys*, 55(11), 1–31, <https://doi.org/10.1145/3565971> Retrieved from <https://doi.org/10.1145/3565971>
- Guo, D., Ren, S., Lu, S., Feng, Z., Tang, D., Liu, S., ... others (2020). Graph-codebert: Pre-training code representations with data flow. *arXiv preprint arXiv:2009.08366*, ,
- Husain, H., Wu, H.-H., Gazit, T., Allamanis, M., Brockschmidt, M. (2019). *Code-searchnet challenge: Evaluating the state of semantic code search*. arXiv. Retrieved from <https://arxiv.org/abs/1909.09436>
- Husain, H., Wu, H.-H., Gazit, T., Allamanis, M., Brockschmidt, M. (2020). *Codesearchnet challenge: Evaluating the state of semantic code search*.
- IBM (2021). *Project codenet*. <https://developer.ibm.com/data/project-codenet/>. (Accessed: 2022-06-10)
- Jiang, L., Mishserghi, G., Su, Z., Glondu, S. (2007). Deckard: Scalable and accurate tree-based detection of code clones. *29th international conference on software engineering (icse'07)* (pp. 96–105).
- Kaufman, S.J., Phothilimthana, P.M., Zhou, Y., Mendis, C., Roy, S., Sabne, A., Burrows, M. (2021). *A learned performance model for tensor processing units*.
- Kaur, J., & Singh, S. (2016). Neural network based refactoring area identification in software system with object oriented metrics. *Indian Journal of Science and Technology*, 9(10), 1–8,
- Kim, S., Zhao, J., Tian, Y., Chandra, S. (2021). *Code prediction by feeding trees to transformers*.
- Kovalenko, V., Bogomolov, E., Bryksin, T., Bacchelli, A. (2019). Pathminer: a library for mining of path-based representations of code. *Proceedings of the 16th international conference on mining software repositories* (pp. 13–17).
- Krinke, J., & Ragkhitwetsagul, C. (2022). Bigclonebench considered harmful for machine learning. *2022 IEEE 16th International Workshop on Software Clones (IWSC)* (p. 1-7).

- Li, Y., Wang, S., Nguyen, T.N., Van Nguyen, S. (2019). Improving bug detection via context-based code representation learning and attention-based neural networks. *Proceedings of the ACM on Programming Languages*, 3(OOPSLA), 1–30,
- Li, Z., Zou, D., Tang, J., Zhang, Z., Sun, M., Jin, H. (2019). A comparative study of deep learning-based vulnerability detection system. *IEEE Access*, 7, 103184–103197,
- Liu, Y., Ott, M., Goyal, N., Du, J., Joshi, M., Chen, D., ... Stoyanov, V. (2019). *Roberta: A robustly optimized bert pretraining approach*.
- Long, T., Xie, Y., Chen, X., Zhang, W., Cao, Q., Yu, Y. (2022). Multi-view graph representation for programming language processing: An investigation into algorithm detection. *arXiv preprint arXiv:2202.12481*, ,
- Movshovitz-Attias, D., & Cohen, W. (2013). Natural language models for predicting programming comments. *Proceedings of the 51st annual meeting of the association for computational linguistics (volume 2: Short papers)* (pp. 35–40).
- Nijkamp, E., Pang, B., Hayashi, H., Tu, L., Wang, H., Zhou, Y., ... Xiong, C. (2022). Codegen: An open large language model for code with multi-turn program synthesis. *arXiv preprint arXiv:2203.13474*, ,
- Pewny, J., & Holz, T. (2016). Evilcoder: automated bug insertion. *Proceedings of the 32nd annual conference on computer security applications* (pp. 214–225).
- Rahman, M.M., Barson, J., Paul, S., Kayani, J., Lois, F.A., Quezada, S.F., ... Ray, B. (2018). Evaluating how developers use general-purpose web-search for code retrieval. *Proceedings of the 15th international conference on mining software repositories* (p. 465–475). New York, NY, USA: Association for Computing Machinery. Retrieved from <https://doi.org/10.1145/3196398.3196425>
- Russell, R., Kim, L., Hamilton, L., Lazovich, T., Harer, J., Ozdemir, O., ... McConley, M. (2018). Automated vulnerability detection in source code using deep representation learning. *2018 17th IEEE International Conference on Machine Learning and Applications (ICMLA)* (p. 757–762).
- Svajlenko, J., Islam, J.F., Keivanloo, I., Roy, C.K., Mia, M.M. (2014). Towards a big data curated benchmark of inter-project code clones. *2014 IEEE International Conference on Software Maintenance and Evolution* (pp. 476–480).
- Svajlenko, J., & Roy, C.K. (2021). Bigclonebench. In K. Inoue & C.K. Roy (Eds.), *Code clone analysis: Research, tools, and practices* (pp. 93–105). Singapore: Springer

Singapore. Retrieved from https://doi.org/10.1007/978-981-16-1927-4_7

- Swarna, K.C., Mathews, N.S., Vagavolu, D., Chimalakonda, S. (2024). On the impact of multiple source code representations on software engineering tasks—an empirical study. *Journal of Systems and Software*, 210, 111941,
- Tian, Z., Tian, B., Lv, J., Chen, L. (2023). Learning and fusing multi-view code representations for function vulnerability detection. *Electronics*, 12(11), 2495,
- Tian, Z., Tian, B., Lv, J., Chen, Y., Chen, L. (2024). Enhancing vulnerability detection via ast decomposition and neural sub-tree encoding. *Expert Systems with Applications*, 238, 121865,
- Vallée-Rai, R., Co, P., Gagnon, E., Hendren, L., Lam, P., Sundaresan, V. (1999). Soot - a java bytecode optimization framework. *Proceedings of the 1999 conference of the centre for advanced studies on collaborative research* (p. 13). IBM Press.
- Vasudevan, S., Jiang, W.J., Bieber, D., Singh, R., Ho, C.R., Sutton, C., et al. (2021). Learning semantic representations to verify hardware designs. *Advances in Neural Information Processing Systems*, 34, 23491–23504,
- Vaswani, A., Shazeer, N., Parmar, N., Uszkoreit, J., Jones, L., Gomez, A.N., . . . Polosukhin, I. (2017). Attention is all you need. *Advances in neural information processing systems*, 30, ,
- Wang, W., Li, G., Ma, B., Xia, X., Jin, Z. (2020). *Detecting code clones with graph neural network and flow-augmented abstract syntax tree*.
- Wang, Y., & Li, H. (2021). *Code completion by modeling flattened abstract syntax trees as graphs*.
- Wei, H., & Li, M. (2017). Supervised deep features for software functional clone detection by exploiting lexical and syntactical information in source code. *Ijcai* (pp. 3034–3040).
- White, M., Tufano, M., Vendome, C., Poshyvanyk, D. (2016). Deep learning code fragments for code clone detection. *2016 31st IEEE/ACM International Conference on Automated Software Engineering (ASE)* (pp. 87–98).
- Xu, F.F., Alon, U., Neubig, G., Hellendoorn, V.J. (2022). A systematic evaluation of large language models of code. *Proceedings of the 6th ACM SIGPLAN International Symposium on Machine Programming* (pp. 1–10).

- Yamaguchi, F., Golde, N., Arp, D., Rieck, K. (2014). Modeling and discovering vulnerabilities with code property graphs. *2014 ieee symposium on security and privacy* (pp. 590–604).
- Zhang, C., Wang, J., Zhou, Q., Xu, T., Tang, K., Gui, H., Liu, F. (2022). A survey of automatic source code summarization. *Symmetry*, *14*(3), 471,
- Zhang, J., Wang, X., Zhang, H., Sun, H., Wang, K., Liu, X. (2019). A novel neural source code representation based on abstract syntax tree. *2019 ieee/acm 41st international conference on software engineering (icse)* (pp. 783–794).
- Zhao, G., & Huang, J. (2018). Deepsim: deep learning code functional similarity. *Proceedings of the 2018 26th acm joint meeting on european software engineering conference and symposium on the foundations of software engineering* (pp. 141–151).
- Zügner, D., Kirschstein, T., Catasta, M., Leskovec, J., Günnemann, S. (2021). *Language-agnostic representation learning of source code from structure and context*.