

Multi-Agent Best Arm Identification in Stochastic Linear Bandits

Sanjana Agrawal
Department of Computer Science
Indiana University Bloomington
sanagra@iu.edu

Saúl A. Blanco
Department of Computer Science
Indiana University Bloomington
sblancor@indiana.edu

November 22, 2024

Abstract

We study the problem of collaborative best-arm identification in stochastic linear bandits under a fixed-budget scenario. In our learning model, we consider multiple agents connected through a star network or a generic network, interacting with a linear bandit instance in parallel. The objective of the agents is to collaboratively learn the best arm of the given bandit instance with the help of a central server while minimizing the probability of error in best arm estimation. For this purpose, we devise the algorithms MALINBAI-STAR and MALINBAI-GEN for star networks and generic networks respectively. Both algorithms employ an Upper-Confidence-Bound approach where agents share their knowledge through the central server during each communication round. We demonstrate, both theoretically and empirically, that our algorithms enjoy exponentially decaying probability of error in the allocated time budget. Furthermore, experimental results based on synthetic and real-world data validate the effectiveness of our algorithms over the existing multi-agent algorithms.

1 Introduction

The multi-armed bandit problem (MAB) is a classic framework in sequential decision making, capturing the exploration-exploitation trade off faced in many real-world domains, for example, recommendation systems [Gentile et al., 2014, Li et al., 2010, Li et al., 2016], clinical trials [Durand et al., 2018, Wang, 1991], online advertising [Tao et al., 2018], adaptive routing [Awerbuch and Kleinberg, 2008] and so on. An instance of MAB problem consists of a set of possible choices called arms. The learning agent sequentially chooses an arm and receives a reward related to the chosen arm. The goal of the agent is to either maximize the cumulative reward (equivalently, minimize the regret) over the time, referred as *regret minimization* problem [Bubeck et al., 2012, Cesa-Bianchi et al., 2013, Lattimore and Szepesvári, 2020] or, to identify the best arm within a specified constraint. The latter variant is known as the *best-arm identification* or *pure exploration* problem, which is studied in two different settings based on the specific constraint: (1) *fixed-budget* [Audibert and Bubeck, 2010, Bubeck et al., 2009, Karnin et al., 2013] and (2) *fixed-confidence* [Chen et al., 2017, Garivier and Kaufmann, 2016, Mannor and Tsitsiklis, 2004]. While the fixed-budget setting aims to identify the best arm with smallest error probability within the allocated time budget, the goal in fixed-confidence setup is to identify the best arm with the given confidence level using minimum arm pulls.

In this paper, we study fixed-budget best-arm identification in *stochastic linear bandit* (SLB) [Auer, 2002, Abbasi-Yadkori et al., 2011]. In SLB setup, the arm set is a subset of \mathbb{R}^d and pulling an arm yields a reward which is a noisy observation of the linear combination of pulled arm and an unknown vector $\theta \in \mathbb{R}^d$. The best arm is defined as the arm vector closest to vector θ in \mathbb{R}^d space. Various real-world scenarios can be effectively represented using the framework of stochastic linear bandits. For example, in online advertising [Tao et al., 2018] where, each advertisement option can be modeled as an arm representing the properties like genre, keywords, duration and so on. The common vector θ can encapsulate the characteristics of the targeted audience such as age group, geographic locations, etc.

In many such applications, it is appealing to use collaboration and communication in order to speed up the learning process. For instance, in web recommendation applications, increased amount of data and high volume of user requests overwhelms a single processor’s capacity to handle learning tasks efficiently. In such scenarios, it is desirable to deploy multiple servers such that each user request is routed to one of the servers. These servers can then collaborate by sharing their local insights to collectively improve the recommendation process. Such applications have motivated the development of multi-agent collaborative algorithms where, multiple autonomous agents work together to solve a common learning task (see, for example, [Do et al., 2023, Ghosh et al., 2022, He et al., 2022, Song and Chai, 2018, Xu et al., 2022]). Recently, [Wang et al., 2023] developed a *federated* algorithm for pure exploration in linear bandits under fixed-confidence framework. However, the problem of collaborative best-arm identification in linear bandits under fixed-budget setting still remains unaddressed.

In this paper, we address this open problem by introducing two novel algorithms MALINBAI-STAR and MALINBAI-GEN for linear bandits. Our framework involves a communication model where a group of agents is interconnected through a communication network, collaboratively learn the best arm facilitated by a central server. First, we devise the algorithm MALINBAI-STAR designed for star networks, where M independent agents perform the learning task, exchanging their observations through a centralized server. However, real-world applications often involve agents that are geographically dispersed, making it impractical to establish a central server at a location that can facilitate efficient communication for all agents simultaneously. Consider, for instance, an e-commerce platform selling multiple brands (arms) and trying to determine the best-performing brand for a product [Shahrampour et al., 2017]. The platform’s users (agents) may be scattered across different regions, so deploying a single server to serve all users is inefficient. To address this, the company can deploy multiple servers across various locations, with each server dedicated to collecting feedback from users within a specific geographic area, and later, the company aggregates this feedback to make a decision about the best brand. Motivated by such applications, we devise algorithm MALINBAI-GEN which extends the applicability of MALINBAI-STAR to more complex generic networks. Our algorithm MALINBAI-GEN takes into account the structure of the communication network using *dominating sets* [Haynes et al., 2013].

Given the learning network, MALINBAI-GEN first partitions the network into dominating sets. Each component in the dominating set partition executes MALINBAI-STAR independently where, the corresponding dominant node plays the role of central server for that component. Later, the information gathered at these dominant nodes is aggregated by an ensemble to decide the best-arm of the given bandit instance.

By incorporating the network structure in the learning process, MALINBAI-GEN manages to achieve same performance level as of MALINBAI-STAR while reducing the communication cost significantly.

Notably, finding the minimum dominating set of a graph is computationally hard. However, there is a well-established body of research offering approximation algorithms for computing the minimum dominating set, as discussed in [Haynes et al., 2013, Kuhn and Wattenhofer, 2003, Wieland and Godbole, 2001]. Nevertheless, the upper bound for the error probability of our algorithm MALINBAI-GEN, remains independent of the size of the dominating set. In fact, MALINBAI-GEN is designed to function efficiently with any valid dominating set partition, making it adaptable across a range of network structures.

Related work: Fixed-budget best arm identification in linear bandits has been studied previously for single agent setting [Alieva et al., 2021, Hoffman et al., 2014, Katz-Samuels et al., 2020]. *BayesGap* [Hoffman et al., 2014] uses a Bayesian approach which incorporates the correlation among the arms using a Gaussian process. *Peace* [Katz-Samuels et al., 2020] uses a experimental design based on the Gaussian-width of the underlying arm set. Recently, [Azizi et al., 2021] proposed the first BAI algorithm for generalized linear models. In [Yang and Tan, 2022], authors developed a minimax optimal algorithm OD-LinBAI which uses the G-optimal design for arm selection. A related work in [Wu et al., 2016] uses a adjacency graph to capture the dependency between users where, observed rewards on each user are determined by a group of neighboring users in the graph. However, none of these algorithms incorporate collaborative learning. Recently, [Wang et al., 2023] proposed a federated algorithm to tackle the pure-exploration problem in linear bandits within a fixed-confidence framework. Nevertheless, there remains a significant gap in the literature of linear bandits regarding federated pure exploration under a fixed-budget setting. In this paper, we fill this gap by introducing two collaborative algorithms MALINBAI-STAR and

MALINBAI-GEN, designed for fixed-budget best arm identification.

Another area of research focuses on collaborative regret minimization [Kolla et al., 2018, Liu and Zhao, 2010, Szorenyi et al., 2013, Zhu and Liu, 2023, Karpov and Zhang, 2024]. A significant body of work has been devoted to collaborative regret minimization specifically for stochastic linear bandits (SLBs). Most closely related work on federated learning in linear bandits include [Amani et al., 2023, Do et al., 2023, Dubey and Pentland, 2020, Ghosh et al., 2022, He et al., 2022, Huang et al., 2021, Li and Wang, 2022, Wang et al., 2019, Chawla et al., 2022] addressing the problem of collaborative regret minimization. In particular, [He et al., 2022, Li and Wang, 2022] considers the centralized model with asynchronous communication between the server and agents. [Do et al., 2023, Ghosh et al., 2022] studies the problem under heterogeneous model where, each participating agents has its own reward parameter θ . [Moradipari et al., 2022] studies the heterogeneous setup in a decentralized setting where agents can communicate with their immediate neighbors. The work in [Dubey and Pentland, 2020] establishes a decentralized learning algorithm with differential privacy. Recently, [Amani et al., 2023] established a lower bound on the communication cost of distributed contextual linear bandit and proposed a minimax optimal algorithm for regret minimization. However, the primary focus of these studies is regret minimization, which does not directly tackle the specific pure exploration problem that we aim to address.

The communication model used for generic networks in our algorithm is close to [Kolla et al., 2018] where, the authors used the concept of dominating set partition to incorporate the network structure. While [Kolla et al., 2018] deal with the problem of collaborative regret minimization, recently [Jha et al., 2022] extended their work to multi-agent best arm identification under fixed budget. However, both of those papers focus on classic multi-armed bandits and can not be directly applied to linear bandits. With this paper, we add to this literature and propose the collaborative best-arm identification algorithm for linear bandits.

Main Contributions: Our main contributions are the following:

- We devise an algorithm MALINBAI-STAR for fixed-budget best arm identification in star networks. Building on this, we generalize the approach to arbitrary network topologies, introducing the algorithm MALINBAI-GEN. This algorithm doesn't make any assumption on the network structure except that the network should remain consistent over the execution time. MALINBAI-GEN integrates the network's structure into the learning process through dominating set partitions, delivering error bounds similar to those achieved by MALINBAI-STAR while incurring lower communication costs. Further, we show that the upper bound for error probability of our algorithms is near-optimal with respect to the lower bound presented in [Yang and Tan, 2022].
- Finally, we conduct extensive numerical experiments on both synthetic and real-world data and compare our algorithms to several baselines including (1) minimax optimal single-agent fixed-budget pure-exploration algorithm OD-LinBAI [Yang and Tan, 2022], (2) multi-agent regret minimization algorithms FedLinUCB [He et al., 2022], Async-LinUCB [Li and Wang, 2022] and, (3) multi-agent fixed-confidence best-arm identification algorithm FALinPE [Wang et al., 2023]. The numerical results demonstrate that our approach stands out notably in contrast to the aforementioned algorithms.

Notation: For the sake of completeness, we spell-out the notation used in the paper. If n is a positive integer, $[n]$ denotes the set $\{1, 2, \dots, n\}$. Furthermore, $\lambda_{\min}(A)$ denotes the minimum eigenvalue of the matrix A , and if $x \in \mathbb{R}^d$, then $\|x\|_2$ denotes the 2-norm of x and $\|x\|_A$ denotes $\sqrt{x^\top A x}$. Finally, if C, D are sets, $C \setminus D$ denotes their set difference.

2 Problem Formulation

We consider an instance of linear bandits with a finite action set $\mathcal{A} \subseteq \mathbb{R}^d$ with K arms. There are M agents connected through a network. At each time instance t , all agents are given the decision set \mathcal{A} . Each agent $m \in [M]$, selects an arm $a_{m,t} \in \mathcal{A}$, and receives a random reward $r_{m,t} = \langle \theta, a_{m,t} \rangle + \eta_{m,t}$ where, $\theta \in \mathbb{R}^d$ is a fixed but unknown parameter to be learned and, $\eta_{m,t}$ is zero-mean, conditionally R -sub-Gaussian noise with $R \geq 0$. More specifically, let $\{\mathcal{F}_t\}_{t \geq 1}$ be the filtration generated by the actions played and corresponding noise terms generated till time t by all the agents i.e., the σ -algebra induced

by $\sigma(\{a_{m,s}\}_{m \in [M], s \leq t}, \{\eta_{m,s}\}_{m \in [M], s \leq t-1})$ (see [Pollard, 2001] for a general reference in these concepts) then,

$$\forall \lambda \in \mathbb{R}, \quad \mathbf{E}[e^{\lambda \eta_{m,t}} \mid \mathcal{F}_{t-1}] \leq \exp\left(\frac{\lambda^2 R^2}{2}\right).$$

Furthermore, we assume that $\forall a \in \mathcal{A}, \|a\|_2 \leq L$ and $\|\theta\|_2 \leq W$ for some constants L and W . Please note that these are the standard assumptions in linear bandit literature [Abbasi-Yadkori et al., 2011].

For any arm a , its expected reward is given by $\langle \theta, a \rangle$. For simplicity, we assume that there is a unique best arm a^* with highest expected reward. For any other suboptimal arm a_i , $\Delta_i = \langle \theta, a^* - a_i \rangle$ represents its *sub-optimality gap*. The goal of the agents is to collaboratively learn the arm with the highest expected reward, namely $a^* = \arg \max_{a \in \mathcal{A}} \langle \theta, a \rangle$, in the given time budget T .

2.1 Arm Selection Strategy

In order to determine the best arm, agents need to sequentially estimate the unknown vector θ using their observation history. In our algorithms, we use regularized least-square estimator to estimate θ . For an agent $m \in [M]$, let $a_{m,1}, a_{m,2}, \dots, a_{m,t}$ and $r_{m,1}, r_{m,2}, \dots, r_{m,t}$ be the arms played and corresponding rewards obtained till time $t \in [T]$, we represent its local reward history by two local parameters $B_{m,t}$ and $D_{m,t}$, where

$$B_{m,t} = \sum_{s=1}^t a_{m,s} a_{m,s}^\top, \quad \text{and} \quad D_{m,t} = \sum_{s=1}^t a_{m,s} r_{m,s}. \quad (2.1)$$

and, its local estimate of θ is given by,

$$\hat{\theta}_{m,t} = V_{m,t}^{-1} D_{m,t}, \quad (2.2)$$

where, $V_{m,t} = \lambda I + B_{m,t}$

In order to minimize the probability of error in best-arm identification, agents in our algorithms chooses the arms to be played based on ‘optimism in the face of uncertainty’ principle [Abbasi-Yadkori et al., 2011]. For this purpose, each agent $m \in [M]$ constructs a confidence ellipsoid $\mathcal{C}_{m,t}$ using its local estimate $\hat{\theta}_{m,t}$ such that, the true value θ_* of the parameter θ lies in $\mathcal{C}_{m,t}$ with high probability. Formally,

$$\theta_* \in \mathcal{C}_{m,t} = \{\theta \in \mathbb{R}^d : \|\hat{\theta}_{m,t} - \theta\|_{V_{m,t}} \leq \beta\} \quad w.h.p., \quad (2.3)$$

where, β is as in Theorem 2.

Finally, the agent optimistically selects the pair $(a_{m,t}, \tilde{\theta}_{m,t})$ which maximizes the expected reward, and plays the arm $a_{m,t}$, where

$$(a_{m,t}, \tilde{\theta}_{m,t}) = \arg \max_{(a,\theta) \in \mathcal{A} \times \mathcal{C}_{m,t}} \langle \theta, a \rangle. \quad (2.4)$$

3 Algorithm for Star Networks

In this section, we describe our algorithm MALINBAI-STAR for star networks. Our learning model consists of a star network with a central server and M agents. Each agent has a direct link to the central server. However, the setup assumes no direct links between the agents themselves. In other words, every agent in the network can directly communicate with the server but no two agents can communicate with each other.

The pseudocode of MALINBAI-STAR is presented in Algorithm 1. Given the time budget T , our algorithm partitions the budget into rounds of increasing length with each round p lasting for 2^p iterations. This allows frequent knowledge sharing in the early phases and hence facilitates more collaboration at the beginning of the algorithm.

Throughout the execution of the algorithm, each agent m maintains the local variables $B_{m,t}$ and $D_{m,t}$ as defined by Equation (2.1) to store its local reward history. Additionally, the server also maintains the local variables B_S and D_S , used for aggregating the information communicated by the agents. At the beginning of the first round i.e., at $t = 1$, every agent m constructs its confidence ellipsoid using Equation (2.3) and plays the action chosen according to Equation (2.4). After observing the obtained reward $r_{m,t}$, the agent m updates its local variables $B_{m,t}$ and $D_{m,t}$ and sends the updated variables to the server. The server then combines the local reward histories obtained from all agents and integrates them in its local

variables B_S and D_S according to the Equation (3.1). Finally, the server sends its updated variables to the agents to be utilized in the next round. At this point, every agent also prepares itself for the next round by resetting its local variables to zero. Note that the server's local variables persist without reset, facilitating more informed arm selections by each agent in subsequent rounds and enabling the server to leverage the complete history of all agents when estimating the best arm. The server variables B_S and D_S are updated as follows:

$$B_S = B_S + \sum_{m=1}^M B_{m,t}, \quad D_S = D_S + \sum_{m=1}^M D_{m,t}. \quad (3.1)$$

For all other rounds $p > 1$, in every iteration t , the agents first calculate their local estimate of the unknown vector θ using the information received from the server in the previous round and their local reward history. Specifically, every agent m calculates its local estimate $\hat{\theta}_{m,t}$ using Equation (2.2), where the variables $V_{m,t}$ and $D_{m,t}$ are calculated as

$$V_{m,t} = \lambda I + V_S + B_{m,t-1}, \quad D_{m,t} = D_S + D_{m,t-1}. \quad (3.2)$$

Then, every agent m constructs the confidence ellipsoid using its local estimate $\hat{\theta}_{m,t}$ and plays the action chosen according to Equation (2.4). At the end of the round p , the agent repeats the same procedure as the first round to update its local history and exchanging the updated information with the server. During this procedure, server also uses the same rule to aggregate the information received from the agents.

At the end of the last round, the server receives the local reward histories from all the agents and updates its local variables B_S and D_S . Subsequently, it computes an estimate of θ utilizing these variables. The server then determines the best arm by using the expression

$$a^* = \arg \max_{a \in \mathcal{A}} \langle \hat{\theta}_S, a \rangle.$$

Algorithm 1 MALINBAI-STAR

- 1: **Input:** Arms set \mathcal{A} , budget T , number of agents M , regularization parameter λ , confidence parameter δ
 - 2: **Initialization:** $p \leftarrow 0, t \leftarrow 1, \tau \leftarrow 0, B_S \leftarrow 0, D_S \leftarrow 0, B_{m,t} \leftarrow 0, D_{m,t} \leftarrow 0 \quad \forall m \in [M]$
 - 3: **while** $t \leq T$ **do**
 - 4: **while** $t \leq \min\{T, \tau + 2^p\}$ **do**
 - 5: **for** $m = 1, \dots, M$ **do**
 - 6: update $V_{m,t}, D_{m,t}$ and $\hat{\theta}_{m,t}$ using (3.2) and (2.2)
 - 7: construct $\mathcal{C}_{m,t}$ using (2.3) and select arm using (2.4)
 - 8: Observe reward $r_{m,t}$ and update $B_{m,t}, D_{m,t}$
 - 9: $B_{m,t} \leftarrow B_{m,t-1} + a_{m,t}^\top a_{m,t}$
 - 10: $D_{m,t} \leftarrow D_{m,t-1} + a_{m,t}^\top r_{m,t}$
 - 11: **end for**
 - 12: $t \leftarrow t + 1$
 - 13: **end while**
 - 14: Send $B_{m,t}$ and $D_{m,t}$ to server and reset for next round
 - 15: Server updates its local variables using (3.1) and sends back to agents
 - 16: $p \leftarrow p + 1, \tau \leftarrow t - 1$
 - 17: **end while**
 - 18: Server estimates best arm
 - 19: $V_S \leftarrow \lambda I + B_S$
 - 20: $\hat{\theta}_S \leftarrow V_S^{-1} D_S$
 - 21: **return** $\arg \max_{a \in \mathcal{A}} \langle \hat{\theta}_S, a \rangle$
-

Communication cost: Our algorithm requires $O(\log T)$ rounds of communication between agents and server. Each round involves exchange of a data message between M agents and the central server. Therefore, total communication cost incurred by our algorithm is $O(2M \log T)$.

Lemma 1. Let a_1 be the best arm and for any sub-optimal arm $a_o \in \mathcal{A}$, if \mathcal{E}_{a_o} is the event that MALINBAI-STAR returns arm a_o as the best arm then, probability of event \mathcal{E}_{a_o} is given by

$$\Pr[\mathcal{E}_{a_o}] \leq 2e^2 \exp \left\{ -\frac{\left(\frac{2L\lambda(\lambda+MT/d-1)\Delta_o}{\|a_1-a_o\|_{V^{-1}}^2} \right)^2}{2T(MRL)^2} \right\}.$$

In the proof of this lemma, we bound the probability that a sub-optimal arm has the higher estimated mean reward than the optimal arm. The proof argument is mainly driven by a concentration bound for vector martingales [Hayes, 2005]. Later, we use this lemma in the proof of Theorem 1 to bound the probability of error in estimating the best arm by MALINBAI-STAR.

Theorem 1. Given time budget T , the probability of error in estimating the best arm by MALINBAI-STAR is given by

$$\Pr[\text{Error}] \leq (k-1)2e^2 \exp \left\{ -\frac{\left(\frac{2L\lambda(\lambda+MT/d-1)\Delta_{min}}{\max_{a \in \mathcal{A} \setminus \{a_1\}} \|a_1-a\|_{V^{-1}}^2} \right)^2}{2T(MRL)^2} \right\},$$

where, a_1 is the best arm and Δ_{min} is the minimum sub-optimality gap of the given instance.

Proof. Let \mathcal{E} be the event that MALINBAI-STAR returns a sub-optimal arm as the best arm. Recall that, the server selects the best arm using $a^* = \arg \max_{a \in \mathcal{A}} \langle \hat{\theta}_S, a \rangle$. Hence, the probability of event \mathcal{E} can be written as

$$\Pr[\mathcal{E}] = \Pr \left[\max_{a' \in \mathcal{A} \setminus \{a_1\}} \langle \hat{\theta}_S, a' \rangle > \langle \hat{\theta}_S, a_1 \rangle \right] \leq \sum_{a' \in \mathcal{A} \setminus \{a_1\}} \Pr \left[\langle \hat{\theta}_S, a' \rangle > \langle \hat{\theta}_S, a_1 \rangle \right],$$

where the inequality follows from union bound. Now using Lemma 1, it follows that

$$\begin{aligned} \Pr[\mathcal{E}] &\leq \sum_{a' \in \mathcal{A} \setminus \{a_1\}} 2e^2 \exp \left\{ -\frac{\left(\frac{2L\lambda(\lambda+MT/d-1)\Delta_{a'}}{\|a_1-a'\|_{V^{-1}}^2} \right)^2}{2T(MRL)^2} \right\} \\ &\leq \sum_{a' \in \mathcal{A} \setminus \{a_1\}} 2e^2 \exp \left\{ -\frac{\left(\frac{2L\lambda(\lambda+MT/d-1)\Delta_{min}}{\max_{a \in \mathcal{A} \setminus \{a_1\}} \|a_1-a\|_{V^{-1}}^2} \right)^2}{2T(MRL)^2} \right\} \\ &= (k-1)2e^2 \exp \left\{ -\frac{\left(\frac{2L\lambda(\lambda+MT/d-1)\Delta_{min}}{\max_{a \in \mathcal{A} \setminus \{a_1\}} \|a_1-a\|_{V^{-1}}^2} \right)^2}{2T(MRL)^2} \right\}, \end{aligned}$$

as desired. □

Theorem 2. At any time $t > 0$, for every agent $m \in [M]$, true parameter value θ_* lies in the set

$$\mathcal{C}_{m,t} = \left\{ \theta \in \mathbb{R}^d : \|\hat{\theta}_{m,t} - \theta\|_{V_{m,t}} \leq \sqrt{\lambda}W + \sqrt{d \log \left(\frac{1 + MtL^2/\lambda d}{\delta} \right)} \right\}.$$

with probability at least $(1 - \delta)$ for any $\delta > 0$.

The proof of this lemma follows a similar outline to that presented in [Abbasi-Yadkori et al., 2011] with adjustments to adapt it to the multi-agent framework.

Detailed proofs of Lemma 1 and Theorems 1, and 2 are given in Appendix B.

4 Algorithm for Generic Networks

This section details our algorithm for generic networks. We consider multiple agents connected through a network represented by a graph $G = (V, E)$, where each vertex of G represent an agent, and an edge between two vertices u and v represent the connection between the corresponding agents.

Given such a graph G , our algorithm MALINBAI-GEN first partitions the graph into dominating sets. For this purpose, we first state following definitions:

Dominating Set: Given a graph $G = (V, E)$, dominating set D of G is a subset of V such that for any vertex $u \in V \setminus D$, there is a vertex $v \in D$ such that v is connected to u .

Dominating Set Partition: Given a graph G and a dominating set D , the corresponding dominating set partition $P = \{P_1, \dots, P_{|D|}\}$ is obtained by partitioning the vertices of G in $|D|$ components such that each component contains exactly one vertex from D , known as the dominant vertex, and a subset of vertices directly connected to it by an edge (s0ee Figure 1).

The pseudocode for our algorithm MALINBAI-GEN is presented in Algorithm 2. This algorithm is a simple extension of MALINBAI-STAR to generic networks. Given a network $G = (V, E)$ and a dominating set partition P of G , each component P_i in partition P represents a star network, where the corresponding dominant vertex p_i^h plays the role of central server or hub. Each of these component executes MALINBAI-STAR on the given bandit instance with the variation that the central hub p_i^h also participates in the learning process by playing the actions and maintaining its local reward history.

In this structure, there is a top-level ensembler which is responsible for estimating the best arm at the end of the budget. The ensembler directly communicates with the hub nodes of partition P . This configuration forms a hierarchical two-level star network as shown in Figure 1. At the first level, the ensembler is linked to $|P|$ hub nodes, each of which is further connected to a subset of V .

Until the end of the budget, each component $P_i \in P$ executes MALINBAI-STAR independently where the hub nodes p_i^h also play the actions and maintain their local reward history. At the end of the budget, the ensembler receives the local reward history from the hub node of each component in partition P . Then the ensembler integrates the received information using Equation (4.1).

$$V_E \leftarrow \lambda I + \sum_{P_i \in P} B_{p_i^h}, \quad D_E \leftarrow \sum_{P_i \in P} D_{p_i^h}. \quad (4.1)$$

Finally, the ensembler computes the estimate of theta using V_E, D_E and declares the best arm using,

$$a^* = \arg \max_{a \in \mathcal{A}} \langle \hat{\theta}_E, a \rangle.$$

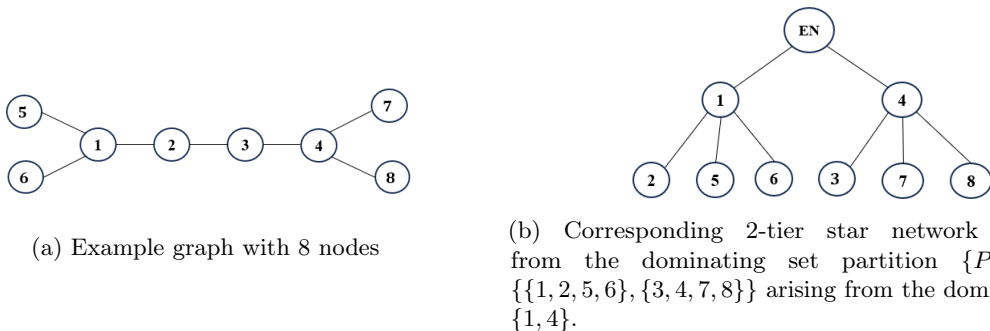


Figure 1: Illustration of two-tier star network

Communication cost: Execution of MALINBAI-STAR for a component $p_i \in P$ requires $O(2M_i \log T)$ communication cost where, M_i is the number of agents present in component p_i other than the dominant vertex p_i^h . MALINBAI-GEN executes MALINBAI-STAR for each component $p_i \in P$ which takes total $O(\sum_{i=1}^{|P|} O(2M_i \log T)) = O(2(M - |P|) \log T)$ cost. At the end, all hub nodes send their local data to ensembler which adds $|P|$ to the cost. Therefore, the total communication cost required by MALINBAI-GEN is $O(2(M - |P|) \log T + |P|)$.

Algorithm 2 MALINBAI-GEN

1: **Input:** Arms set \mathcal{A} , budget T , a dominating set partition $P = \{P_1, P_2, \dots, P_{|D|}\}$ on network graph $G = (V, E)$, regularization parameter λ , confidence parameter δ
2: **Initialization:** $p \leftarrow 0, t \leftarrow 1, \tau \leftarrow 0, B_S \leftarrow 0, D_S \leftarrow 0, B_{m,t} \leftarrow 0, D_{m,t} \leftarrow 0 \quad \forall m \in V$
3: **while** $t \leq T$ **do**
4: **while** $t \leq \min\{T, \tau + 2^p\}$ **do**
5: **for** $P_i \in P$ **do**
6: **for** $m \in P_i$ **do**
7: update $V_{m,t}, D_{m,t}$ and $\hat{\theta}_{m,t}$ using (3.2) and (2.2)
8: construct $\mathcal{C}_{m,t}$ using (2.3) and select arm using (2.4)
9: Observe reward $r_{m,t}$ and update $B_{m,t}, D_{m,t}$
10: $B_{m,t} \leftarrow B_{m,t-1} + a_{m,t} a_{m,t}^\top$
11: $D_{m,t} \leftarrow D_{m,t-1} + a_{m,t} r_{m,t}$
12: **end for**
13: $t \leftarrow t + 1$
14: **end for**
15: **end while**
16: **if** m is not the hub node **then**
17: Send $B_{m,t}$ and $D_{m,t}$ to hub node p_i^h and reset for next round
18: **end if**
19: Hub updates its local variables using (3.1) and sends back to agents
20: $B_{p_i^h} \leftarrow B_{p_i^h} + \sum_{m \in P_i} B_{m,t}$
21: $D_{p_i^h} \leftarrow D_{p_i^h} + \sum_{m \in P_i} D_{m,t}$
22: $p \leftarrow p + 1, \tau \leftarrow t - 1$
23: **end while**
24: Ensembler receives local reward history from all hub nodes and estimates the best arm
25: $V_E \leftarrow \lambda I + \sum_{p_i \in P} B_{p_i^h}, \quad D_S \leftarrow \sum_{p_i \in P} D_{p_i^h}$
26: $\hat{\theta}_E \leftarrow V_E^{-1} D_E$
27: **return** $\arg \max_{a \in \mathcal{A}} \langle \hat{\theta}_E, a \rangle$

Next, we present our theoretical guaranteed.

Lemma 2. *Let a_1 be the best arm and for any sub-optimal arm $a_o \in \mathcal{A}$, if \mathcal{E}_{a_o} is the event that MALINBAI-GEN returns arm a_o as the best arm then, probability of event \mathcal{E}_{a_o} is given by*

$$\Pr[\mathcal{E}_{a_o}] \leq 2e^2 \exp \left\{ - \frac{\left(\frac{2L\lambda(\lambda+MT/d-1)\Delta_o}{\|a_1 - a_o\|_{V^{-1}}^2} \right)^2}{2T(MRL)^2} \right\}.$$

Theorem 3. *Given time budget T , the probability of error in estimating the best arm by MALINBAI-GEN is given by*

$$\Pr[\text{Error}] \leq (k-1)2e^2 \times \exp \left\{ - \frac{\left(\frac{2L\lambda(\lambda+MT/d-1)\Delta_{min}}{\max_{a \in \mathcal{A} \setminus \{a_1\}} \|a_1 - a\|_{V^{-1}}^2} \right)^2}{2T(MRL)^2} \right\},$$

where, a_1 is the best arm and Δ_{min} is the minimum sub-optimality gap of the given instance.

Notice that, the error probability of MALINBAI-GEN is the same as that of MALINBAI-STAR. This is due to the fact that, at the end, the amount of data used by the ensembler/server for estimating the best arm is the same for both algorithms.

Theorem 4. *At any time $t > 0$, for every agent $m \in [M]$, true parameter value θ_* lies in the set*

$$\mathcal{C}_{m,t} = \left\{ \theta \in \mathbb{R}^d : \|\hat{\theta}_{m,t} - \theta\|_{V_{m,t}} \leq \sqrt{\lambda}W + \sqrt{d \log((1 + MtL^2/\lambda d)/\delta)} \right\},$$

with probability at least $(1 - \delta)$ for any $\delta > 0$.

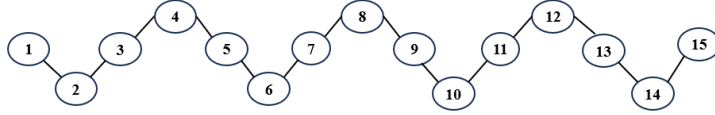


Figure 2: A 15-node network with dominating set $\{2, 5, 8, 11, 14\}$.

Detailed proofs of Lemma 2 and Theorems 3,4 are given in Appendix C.

Remark: In Appendix D, we show that the error probability of our algorithms matches the lower bound in [Yang and Tan, 2022] up to a factor of $\log_2 d$. Additionally, the communication cost of our algorithms is shown to match the lower bound presented in [He et al., 2022], up to a $(\log_2 T)^2$ factor difference. As a result, our algorithms achieve near-optimal error rates while maintaining efficient communication costs.

5 Experiments

In this section, we compare the performance of our algorithm MALINBAI-GEN with several baselines including including (1) minimax optimal single-agent fixed-budget pure-exploration algorithm OD-LinBAI [Yang and Tan, 2022], (2) multi-agent regret minimization algorithms FedLinUCB[He et al., 2022], Async-LinUCB [Li and Wang, 2022] and, (3) multi-agent fixed-confidence best-arm identification algorithm FALinPE [Wang et al., 2023].

We introduce a variant of OD-LinBAI, called MA-OD-LinBAI, to adapt its functionality for multi-agent environments. In this variant, with M agents, MA-OD-LinBAI independently runs OD-LinBAI M times, and the final best arm is selected as the one that appears most frequently among the M best arms chosen by each agent. For regret-minimization algorithms, the best arm is identified as the arm pulled most frequently by the agents by the end of the allocated budget, with ties broken randomly. In the case of fixed-confidence algorithm FALinPE, we apply the stopping rule at the end of the budget to finalize the best arm. Finally, we run all the algorithms on the graph shown in Figure 2, where the network is structured with a dominating set partition of size 5. Note that our algorithm takes into account the topology of the network while the other algorithms just care about the number of agents in the network.

We evaluate the algorithms on both the real-world MovieLens dataset [Harper and Konstan, 2015] and three types of synthetic datasets: (1) Standard instance, (2) Random instance, and (3) Confounding instance. For each of the instance, we execute the algorithms for time budget 150 and number of agents $M = 15$. Noise is set as $\eta \sim \mathcal{N}(0, 1)$ generated independently for each trial. We tune the parameter α for FedLinUCB and $\gamma_U = \gamma_D$ for Async-LinUCB, setting $\alpha = 1$ and $\gamma_U = \gamma_D = 5$ to match the optimal performance reported in the original papers. For FALinPE, we adopt the parameter values shown to achieve the lower bounds, specifically, $\gamma_1 = 1/M^2, \gamma_2 = 1/(2MK)$. The probability of error for each experiment is calculated as the fraction of errors made by the algorithms over 1000 Monte Carlo simulations. The standard error of error probabilities is represented by the tiny error bars in Figure 3. Due to space constraints, further discussion on numerical analysis and the results observed for real-world dataset are provided in Appendix E.

Standard Instance: In this setup, the arm set consists of d -dimensional canonical vectors $\{e_1, e_2, \dots, e_d\}$ with $d = 10$. The unknown vector θ is set to Δe_1 where, $\Delta > 0$ thus, establishing first arm e_1 as the best arm. We execute the algorithms for Δ values ranging from 0.05 to 0.5, $\Delta = \{0.05, 0.1, \dots, 0.5\}$.

Random Instance: In this dataset, the arm set \mathcal{A} consists of 100 random vectors drawn from the unit sphere in \mathbb{R}^{d-1} centered at the origin. To construct the unknown vector θ , we choose two closest vectors from \mathcal{A} . Without loss of generality, let's assume that u and v are the two closest vectors in \mathcal{A} , we then define θ to be $u + 0.01(u - v)$, thereby designating u as the optimal arm. Within this framework, we evaluate the algorithms for the dimension ranging from 5 to 40.

Confounding Instance: In this scenario, the arm set is composed of d -dimensional canonical vectors e_1, e_2, \dots, e_d along with an additional arm $a_{d+1} = [\cos(\omega), \sin(\omega), 0, \dots, 0]$. Here, we designate $\theta = e_1$ to set e_1 as the optimal arm and by setting $\omega = 0.1$, a_{d+1} becomes the closest competing arm. For this

instance, we execute the algorithms for values of d ranging from 5 to 40.

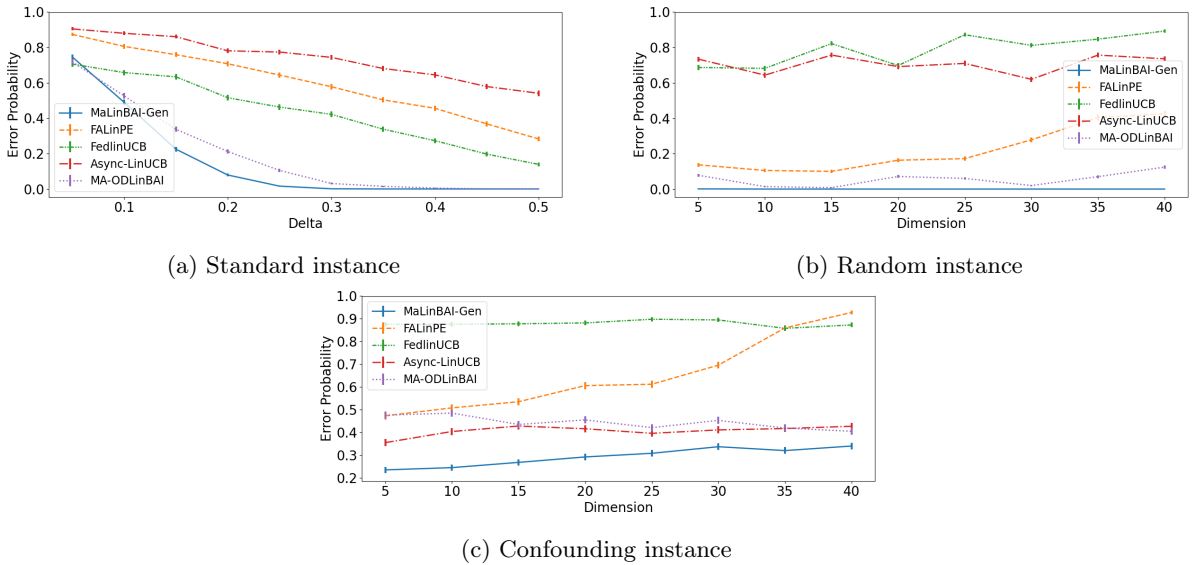


Figure 3: Experimental results for synthetic data ran on the graph in Figure 2.

In Figure 3, we observe that MALINBAI-GEN consistently outperforms MA-OD-LinBAI, Async-LinUCB, FedLinUCB and, FALinPE across all datasets in terms of best arm identification. In Appendix E, we present the numerical results on the communication cost required by each of the algorithms. These results show that, while the communication cost incurred by MALINBAI-GEN is only marginally higher than that of Async-LinUCB and FedLinUCB, it is significantly lower than the cost required by FALinPE. However, none of these algorithms perform better than our algorithm MALINBAI-GEN in accurately estimating the best arm. Thus, MALINBAI-GEN strikes an effective balance by achieving both near-optimal error probability and efficient communication costs for federated linear bandits.

6 Conclusion and Future Work

In this paper, we study the problem of fixed-budget, best-arm identification for stochastic linear bandits in a multi-agent setting. We devise two algorithms MALINBAI-STAR and MALINBAI-GEN, which consider a network of agents connected through a star network or a generic network. The agents collaborate to learn the best arm with the help of a central server. MALINBAI-GEN takes into account the structure of the network by using dominating set partitions. Both algorithms utilize the principle of optimism and achieve exponentially decaying error probability in the allocated time budget.

As for future work, one could study a decentralized setting where agents need not be dependent on a central server for information sharing. Furthermore, designing a fault-tolerant, fully distributed algorithms is also a reasonable direction of study since in practice it is possible that agents may intermittently go offline.

References

- [Abbasi-Yadkori et al., 2011] Abbasi-Yadkori, Y., Pál, D., and Szepesvári, C. (2011). Improved algorithms for linear stochastic bandits. *Advances in Neural Information Processing Systems*, 24.
- [Alieva et al., 2021] Alieva, A., Cutkosky, A., and Das, A. (2021). Robust pure exploration in linear bandits with limited budget. In *International Conference on Machine Learning*, pages 187–195. PMLR.
- [Amani et al., 2023] Amani, S., Lattimore, T., György, A., and Yang, L. (2023). Distributed contextual linear bandits with minimax optimal communication cost. In *International Conference on Machine Learning*, pages 691–717. PMLR.

- [Audibert and Bubeck, 2010] Audibert, J.-Y. and Bubeck, S. (2010). Best arm identification in multi-armed bandits. In *COLT-23th Conference on Learning Theory-2010*.
- [Auer, 2002] Auer, P. (2002). Using confidence bounds for exploitation-exploration trade-offs. *Journal of Machine Learning Research*, 3(Nov):397–422.
- [Awerbuch and Kleinberg, 2008] Awerbuch, B. and Kleinberg, R. (2008). Online linear optimization and adaptive routing. *Journal of Computer and System Sciences*, 74(1):97–114.
- [Azizi et al., 2021] Azizi, M. J., Kveton, B., and Ghavamzadeh, M. (2021). Fixed-budget best-arm identification in structured bandits. *arXiv preprint arXiv:2106.04763*.
- [Bubeck et al., 2012] Bubeck, S., Cesa-Bianchi, N., et al. (2012). Regret analysis of stochastic and nonstochastic multi-armed bandit problems. *Foundations and Trends® in Machine Learning*, 5(1):1–122.
- [Bubeck et al., 2009] Bubeck, S., Munos, R., and Stoltz, G. (2009). Pure exploration in multi-armed bandits problems. In *Algorithmic Learning Theory: 20th International Conference, ALT 2009, Porto, Portugal, October 3-5, 2009. Proceedings 20*, pages 23–37. Springer.
- [Cesa-Bianchi et al., 2013] Cesa-Bianchi, N., Gentile, C., and Zappella, G. (2013). A gang of bandits. *Advances in Neural Information Processing Systems*, 26.
- [Chawla et al., 2022] Chawla, R., Sankararaman, A., and Shakkottai, S. (2022). Multiagent low-dimensional linear bandits. *IEEE Transactions on Automatic Control*, 68(5):2667–2682.
- [Chen et al., 2017] Chen, L., Li, J., and Qiao, M. (2017). Towards instance optimal bounds for best arm identification. In *Conference on Learning Theory*, pages 535–592. PMLR.
- [Do et al., 2023] Do, A., Nguyen-Tang, T., and Arora, R. (2023). Multi-agent learning with heterogeneous linear contextual bandits. *Advances in Neural Information Processing Systems*, 36:78768–78790.
- [Dubey and Pentland, 2020] Dubey, A. and Pentland, A. (2020). Differentially-private federated linear bandits. *Advances in Neural Information Processing Systems*, 33:6003–6014.
- [Durand et al., 2018] Durand, A., Achilleos, C., Iacovides, D., Strati, K., Mitsis, G. D., and Pineau, J. (2018). Contextual bandits for adapting treatment in a mouse model of de novo carcinogenesis. In *Machine Learning for Healthcare Conference*, pages 67–82. PMLR.
- [Garivier and Kaufmann, 2016] Garivier, A. and Kaufmann, E. (2016). Optimal best arm identification with fixed confidence. In *Conference on Learning Theory*, pages 998–1027. PMLR.
- [Gentile et al., 2014] Gentile, C., Li, S., and Zappella, G. (2014). Online clustering of bandits. In *International Conference on Machine Learning*, pages 757–765. PMLR.
- [Ghosh et al., 2022] Ghosh, A., Sankararaman, A., and Ramchandran, K. (2022). Multi-agent heterogeneous stochastic linear bandits. In *Joint European Conference on Machine Learning and Knowledge Discovery in Databases*, pages 300–316. Springer.
- [Harper and Konstan, 2015] Harper, F. M. and Konstan, J. A. (2015). The movielens datasets: History and context. *ACM Transactions on Interactive Intelligent Systems*, 5(4):1–19.
- [Hayes, 2005] Hayes, T. P. (2005). A large-deviation inequality for vector-valued martingales. preprint version available at <https://cs.unm.edu/~hayes/papers/VectorAzuma/VectorAzuma20050726.pdf>.
- [Haynes et al., 2013] Haynes, T. W., Hedetniemi, S., and Slater, P. (2013). *Fundamentals of Domination in Graphs*. CRC press.
- [He et al., 2022] He, J., Wang, T., Min, Y., and Gu, Q. (2022). A simple and provably efficient algorithm for asynchronous federated contextual linear bandits. *Advances in Neural Information Processing Systems*, 35:4762–4775.
- [Hoffman et al., 2014] Hoffman, M., Shahriari, B., and Freitas, N. (2014). On correlation and budget constraints in model-based bandit optimization with application to automatic machine learning. In *Artificial Intelligence and Statistics*, pages 365–374. PMLR.

- [Huang et al., 2021] Huang, R., Wu, W., Yang, J., and Shen, C. (2021). Federated linear contextual bandits. *Advances in Neural Information Processing Systems*, 34:27057–27068.
- [Jha et al., 2022] Jha, A. A., Mohamed, N., and Jagannathan, K. (2022). Collaborative best arm identification in multi-armed bandits. In *2022 14th International Conference on COMMunication Systems & NETWORKS (COMSNETS)*, pages 335–343. IEEE.
- [Karnin et al., 2013] Karnin, Z., Koren, T., and Somekh, O. (2013). Almost optimal exploration in multi-armed bandits. In *International Conference on Machine Learning*, pages 1238–1246. PMLR.
- [Karpov and Zhang, 2024] Karpov, N. and Zhang, Q. (2024). Communication-efficient collaborative regret minimization in multi-armed bandits. In *Proceedings of the AAAI Conference on Artificial Intelligence*, volume 38, pages 13076–13084.
- [Katz-Samuels et al., 2020] Katz-Samuels, J., Jain, L., Jamieson, K. G., et al. (2020). An empirical process approach to the union bound: Practical algorithms for combinatorial and linear bandits. *Advances in Neural Information Processing Systems*, 33:10371–10382.
- [Kolla et al., 2018] Kolla, R. K., Jagannathan, K., and Gopalan, A. (2018). Collaborative learning of stochastic bandits over a social network. *IEEE/ACM Transactions on Networking*, 26(4):1782–1795.
- [Kuhn and Wattenhofer, 2003] Kuhn, F. and Wattenhofer, R. (2003). Constant-time distributed dominating set approximation. In *Proceedings of the twenty-second annual symposium on Principles of distributed computing*, pages 25–32.
- [Lattimore and Szepesvári, 2020] Lattimore, T. and Szepesvári, C. (2020). *Bandit Algorithms*. Cambridge University Press.
- [Li and Wang, 2022] Li, C. and Wang, H. (2022). Asynchronous upper confidence bound algorithms for federated linear bandits. In *International Conference on Artificial Intelligence and Statistics*, pages 6529–6553. PMLR.
- [Li et al., 2010] Li, L., Chu, W., Langford, J., and Schapire, R. E. (2010). A contextual-bandit approach to personalized news article recommendation. In *Proceedings of the 19th International Conference on World Wide Web*, pages 661–670.
- [Li et al., 2016] Li, S., Karatzoglou, A., and Gentile, C. (2016). Collaborative filtering bandits. In *Proceedings of the 39th International ACM SIGIR Conference on Research and Development in Information Retrieval*, pages 539–548.
- [Liu and Zhao, 2010] Liu, K. and Zhao, Q. (2010). Distributed learning in multi-armed bandit with multiple players. *IEEE Transactions on Signal Processing*, 58(11):5667–5681.
- [Mannor and Tsitsiklis, 2004] Mannor, S. and Tsitsiklis, J. N. (2004). The sample complexity of exploration in the multi-armed bandit problem. *Journal of Machine Learning Research*, 5(Jun):623–648.
- [Moradipari et al., 2022] Moradipari, A., Ghavamzadeh, M., and Alizadeh, M. (2022). Collaborative multi-agent stochastic linear bandits. In *2022 American Control Conference (ACC)*, pages 2761–2766. IEEE.
- [Pollard, 2001] Pollard, D. (2001). *A User’s Guide to Measure Theoretic Probability*. Cambridge Series in Statistical and Probabilistic Mathematics. Cambridge University Press.
- [Shahrampour et al., 2017] Shahrampour, S., Rakhlin, A., and Jadbabaie, A. (2017). Multi-armed bandits in multi-agent networks. In *2017 IEEE International Conference on Acoustics, Speech and Signal Processing (ICASSP)*, pages 2786–2790. IEEE.
- [Song and Chai, 2018] Song, G. and Chai, W. (2018). Collaborative learning for deep neural networks. In Bengio, S., Wallach, H., Larochelle, H., Grauman, K., Cesa-Bianchi, N., and Garnett, R., editors, *Advances in Neural Information Processing Systems*, volume 31. Curran Associates, Inc.
- [Szorenyi et al., 2013] Szorenyi, B., Busa-Fekete, R., Hegedus, I., Ormándi, R., Jelasity, M., and Kégl, B. (2013). Gossip-based distributed stochastic bandit algorithms. In *International Conference on Machine Learning*, pages 19–27. PMLR.

- [Tao et al., 2018] Tao, C., Blanco, S. A., and Zhou, Y. (2018). Best arm identification in linear bandits with linear dimension dependency. In *International Conference on Machine Learning*, pages 4877–4886. PMLR.
- [Wang et al., 2019] Wang, Y., Hu, J., Chen, X., and Wang, L. (2019). Distributed bandit learning: Near-optimal regret with efficient communication. *arXiv preprint arXiv:1904.06309*.
- [Wang, 1991] Wang, Y.-G. (1991). Sequential allocation in clinical trials. *Communications in Statistics-Theory and Methods*, 20(3):791–805.
- [Wang et al., 2023] Wang, Z., Li, C., Song, C., Wang, L., Gu, Q., and Wang, H. (2023). Pure exploration in asynchronous federated bandits. *arXiv preprint arXiv:2310.11015*.
- [Wieland and Godbole, 2001] Wieland, B. and Godbole, A. P. (2001). On the domination number of a random graph. *The Electronic Journal of Combinatorics*, R37.
- [Wu et al., 2016] Wu, Q., Wang, H., Gu, Q., and Wang, H. (2016). Contextual bandits in a collaborative environment. In *Proceedings of the 39th International ACM SIGIR Conference on Research and Development in Information Retrieval*, pages 529–538.
- [Xu et al., 2022] Xu, H., Jiang, B., Huang, L., Tang, J., and Zhang, S. (2022). Multi-head collaborative learning for graph neural networks. *Neurocomputing*, 499:47–53.
- [Yang and Tan, 2022] Yang, J. and Tan, V. (2022). Minimax optimal fixed-budget best arm identification in linear bandits. *Advances in Neural Information Processing Systems*, 35:12253–12266.
- [Zhu and Liu, 2023] Zhu, J. and Liu, J. (2023). Distributed multi-armed bandits. *IEEE Transactions on Automatic Control*.

Appendix

A Notations and Technical Lemmas

If n is a positive integer, $[n] := \{1, 2, \dots, n\}$. Let $A \in \mathbb{R}^{d \times d}$ be a positive definite matrix, if $\lambda_{\min}(A)$ denotes the minimum eigenvalue of the matrix A , and if $x \in \mathbb{R}^d$, then $\|x\|_2$ denotes the 2-norm of x and $\|x\|_A := \sqrt{x^\top A x}$. Finally, if C, D are sets, $C \setminus D$ denotes the set difference.

Lemma 3 (Theorem 1.8 of [Hayes, 2005]). *Suppose that $S_r = \sum_{t=1}^r X_t$ is a martingale where X_1, X_2, \dots, X_m take values in \mathbb{R}^n and are such that $\mathbf{E}[X_t] = \mathbf{0}$ and $\|X_t\|_2 \leq D$ for all t , for $D > 0$. Then, for every $x > 0$,*

$$\mathbf{P}[\|S_r\|_2 > x] \leq 2e^2 e^{-\frac{x^2}{2rD^2}}.$$

Lemma 4 (Theorem 1 of [Abbasi-Yadkori et al., 2011]). *Let $\{\mathcal{F}_t\}_{t=0}^\infty$ be a filtration. Let $\{\eta_t\}_{t=0}^\infty$ be a real-valued stochastic process such that η_t is \mathcal{F}_t -measurable, and η_t is conditionally zero mean R -sub-Gaussian for some $R \geq 0$. Let $\{X_t\}_{t=0}^\infty$ be a \mathbb{R}^d -valued stochastic process such that X_t is \mathcal{F}_{t-1} -measurable. Assume that V is a $d \times d$ positive definite matrix. For any $t \geq 0$, define*

$$\bar{V}_t = V + \sum_{s=1}^t X_s X_s^\top \quad S_t = \sum_{s=1}^t \eta_s X_s.$$

Then, for any $\delta > 0$, with probability at least $1 - \delta$, for all $t \geq 0$,

$$\|S_t\|_{\bar{V}_t^{-1}} \leq 2R^2 \log \left(\frac{\det(\bar{V}_t)^{1/2} \det(V)^{-1/2}}{\delta} \right).$$

Moreover, the Courant–Fischer Theorem gives the following lemma.

Lemma 5. *For a symmetric positive definite matrix $U \in \mathbb{R}^{d \times d}$ and any vector $\mathbf{x} \in \mathbb{R}^d$, we have following inequalities,*

- $\lambda_{\min}(V) \|\mathbf{x}\|_2 \leq \|\mathbf{x}\|_V \leq \lambda_{\max}(V) \|\mathbf{x}\|_2.$
- $\frac{1}{\lambda_{\max}(V)} \|\mathbf{x}\|_2 \leq \|\mathbf{x}\|_{V^{-1}} \leq \frac{1}{\lambda_{\min}(V)} \|\mathbf{x}\|_2.$

B Proofs of Section 3

Lemma 6. Define $S_t = \sum_{m=1}^M \sum_{s=1}^t a_{m,s} \eta_{m,s}$. Then the sequence $\{S_t\}_{0 \leq t \leq T}$ is a martingale with

$$\|S_t - S_{t-1}\|_2 \leq MRL.$$

Proof. Let $\{\mathcal{F}_t\}_{t \geq 1}$ be the filtration generated by the arms played and noise observed till time t . Then, the sequence $\{S_t\}_{0 \leq t \leq T}$ is a martingale.

$$S_t - S_{t-1} = \sum_{m=1}^M \sum_{s=1}^t a_{m,s} \eta_{m,s} - \sum_{m=1}^M \sum_{s=1}^{t-1} a_{m,s} \eta_{m,s} = \sum_{m=1}^M a_{m,t} \eta_{m,t},$$

Using Cauchy-Schwarz inequality,

$$\begin{aligned} \|S_t - S_{t-1}\|_2 &= \left\| \sum_{m=1}^M a_{m,t} \eta_{m,t} \right\|_2 \leq \sum_{m=1}^M \|a_{m,t} \eta_{m,t}\|_2 \\ &= \sum_{m=1}^M (\eta_{m,t}^\top a_{m,t} a_{m,t} \eta_{m,t})^{1/2} \\ &= \sum_{m=1}^M (\eta_{m,t}^2 \|a_{m,t}\|_2^2)^{1/2} \\ &= \sum_{m=1}^M (\eta_{m,t} \|a_{m,t}\|_2) \leq \sum_{m=1}^M R.L = MRL. \end{aligned}$$

□

B.1 Proof of Lemma 1

Proof. Let's assume that θ_* is the true value of the parameter θ and w.l.o.g. assume that a_1 is the best arm. Let $\hat{\theta}_S$ be the estimate calculated by the server in the last phase. Now, the probability of event \mathcal{E}_{a_o} can be defined by,

$$\begin{aligned} \Pr\{\mathcal{E}_{a_o}\} &= \Pr \left[\langle \hat{\theta}_S, a_o \rangle > \langle \hat{\theta}_S, a_1 \rangle \right] \\ &= \Pr \left[\langle \hat{\theta}_S, a_o - a_1 \rangle > 0 \right] \\ &= \Pr \left[\left\langle V_S^{-1} \sum_{m=1}^M \sum_{t=1}^T a_{m,t} r_{m,t}, (a_o - a_1) \right\rangle > 0 \right] \\ &= \Pr \left[\left\langle V_S^{-1} \sum_{m=1}^M \sum_{t=1}^T a_{m,t} (a_{m,t}^\top \theta_* + \eta_{m,t}), (a_o - a_1) \right\rangle > 0 \right] \\ &= \Pr \left[\left\langle V_S^{-1} \sum_{m=1}^M \sum_{t=1}^T a_{m,t} a_{m,t}^\top \theta_* + V_S^{-1} \sum_{m=1}^M \sum_{t=1}^T a_{m,t} \eta_{m,t}, (a_o - a_1) \right\rangle > 0 \right] \\ &= \Pr \left[\langle V_S^{-1} (V_S - \lambda I) \theta_* + V_S^{-1} S_T, (a_o - a_1) \rangle > 0 \right] \quad \left(\text{with } S_T = \sum_{m=1}^M \sum_{t=1}^T a_{m,t} \eta_{m,t} \right) \\ &= \Pr \left[\langle \theta_* - V_S^{-1} \lambda \theta_* + V_S^{-1} S_T, (a_o - a_1) \rangle > 0 \right] \\ &= \Pr \left[(a_o - a_1)^\top (\theta_* - V_S^{-1} \lambda \theta_* + V_S^{-1} S_T) > 0 \right] \\ &= \Pr \left[-\Delta_o + (a_1 - a_o)^\top V_S^{-1} \lambda \theta_* + (a_o - a_1)^\top V_S^{-1} S_T > 0 \right] \\ &= \Pr \left[(a_o - a_1)^\top V_S^{-1} S_T > \Delta_o - \lambda (a_1 - a_o)^\top V_S^{-1} \theta_* \right] \\ &= \Pr \left[\langle V_S^{-1} (a_o - a_1), S_T \rangle > \Delta_o - \lambda (a_1 - a_o)^\top V_S^{-1} \theta_* \right] \\ &\leq \Pr \left[\|V_S^{-1} (a_o - a_1)\|_2 \|S_T\|_2 \geq \Delta_o - \lambda (a_1 - a_o)^\top V_S^{-1} \theta_* \right] \end{aligned}$$

$$= \Pr \left[\|S_T\|_2 \geq \frac{\Delta_o - \lambda (a_1 - a_o)^T V_S^{-1} \theta_*}{\|V_S^{-1} (a_o - a_1)\|_2} \right],$$

where the inequality follows from Cauchy-Schwarz. For simplicity, we will omit the subscript S in further analysis.

$$\lambda (a_1 - a_o)^\top V^{-1} \theta_* = \lambda \langle V^{-1} (a_1 - a_o)^\top, \theta_* \rangle \quad (\text{B.1})$$

$$\leq \lambda \|V^{-1} (a_1 - a_o)\|_V \|\theta_*\|_V \quad (\text{B.2})$$

$$= \lambda \|(a_1 - a_o)\|_{V^{-1}} \|\theta_*\|_V \quad (\text{B.3})$$

$$\leq \sqrt{\lambda} \|(a_1 - a_o)\|_2 \|\theta_*\|_V \quad (\text{B.4})$$

$$\leq \sqrt{\lambda} \sqrt{\lambda_{\max}(V)} \|(a_1 - a_o)\|_2 \|\theta_*\|_2 = \sqrt{\lambda} \sqrt{\lambda_{\max}(V)} \Delta_o, \quad (\text{B.5})$$

where (B.2) follows from Cauchy-Schwarz inequality. In (B.4) and (B.5) we used Lemma 5.

$$\|V^{-1} (a_o - a_1)\|_2 = \left[(V^{-1/2} (a_o - a_1))^\top V^{-1} (V^{-1/2} (a_o - a_1)) \right]^{1/2} \quad (\text{B.6})$$

$$= \|V^{-1/2} (a_o - a_1)\|_{V^{-1}} \quad (\text{B.7})$$

$$\leq \frac{1}{\sqrt{\lambda_{\min}(V)}} \|V^{-1/2} (a_o - a_1)\|_2 = \frac{1}{\sqrt{\lambda_{\min}(V)}} \|(a_o - a_1)\|_{V^{-1}}. \quad (\text{B.8})$$

Combining (B.5) and (B.8),

$$\frac{\Delta_o - \lambda (a_1 - a_o)^T V^{-1} \theta_*}{\|V^{-1} (a_o - a_1)\|_2} \geq \frac{(\Delta_o - \sqrt{\lambda} \sqrt{\lambda_{\max}(V)} \Delta_o) \sqrt{\lambda_{\min}(V)}}{\|(a_o - a_1)\|_{V^{-1}}} \quad (\text{B.9})$$

$$= \frac{(\Delta_o \sqrt{\lambda_{\min}(V)} - \sqrt{\lambda} \sqrt{\lambda_{\max}(V)} \sqrt{\lambda_{\min}(V)} \Delta_o)}{\|(a_o - a_1)\|_{V^{-1}}} \quad (\text{B.10})$$

$$\geq \frac{(\Delta_o \sqrt{\lambda} - \sqrt{\lambda} \lambda_{\max}(V) \Delta_o)}{\|(a_o - a_1)\|_{V^{-1}}} \quad (\text{B.11})$$

$$\geq \frac{(\Delta_o \sqrt{\lambda} - \sqrt{\lambda} \lambda_{\max}(V) \Delta_o) \sqrt{\lambda}}{\|(a_o - a_1)\|_2} \quad (\text{B.12})$$

$$\geq \frac{2L\lambda\Delta_o(1 - \lambda_{\max}(V))}{\|(a_o - a_1)\|_2^2} \quad (\text{B.13})$$

$$= \frac{2L\lambda\Delta_o(1 - \lambda_{\max}(V))}{\langle a_o - a_1, a_o - a_1 \rangle} \quad (\text{B.14})$$

$$= \frac{2L\lambda\Delta_o(\lambda_{\max}(V) - 1)}{\langle a_1 - a_o, a_o - a_1 \rangle} \quad (\text{B.15})$$

$$\geq \frac{2L\lambda\Delta_o(\lambda_{\max}(V) - 1)}{\|a_1 - a_o\|_{V^{-1}} \|a_o - a_1\|_{V^{-1}}} \quad (\text{B.16})$$

$$\geq \frac{2L\lambda\Delta_o(\lambda + MT/d - 1)}{\|a_1 - a_o\|_{V^{-1}}^2}, \quad (\text{B.17})$$

where in (B.13) we used that $1/\|a_o - a_1\|_2 \geq 2L/\|a_o - a_1\|_2^2$. Moreover, (B.16) follows from Cauchy-Schwarz inequality, and (B.17) uses that $\lambda_{\max}(V) \geq (\lambda + MT/d)$.

Now, using (B.17), the probability of the event \mathcal{E}_{a_o} can be rewritten as

$$\begin{aligned} \Pr[\mathcal{E}_o] &= \Pr \left[\|S_T\|_2 \geq \frac{\Delta_o - \lambda (a_1 - a_o)^T V_S^{-1} \theta_*}{\|V_S^{-1} (a_o - a_1)\|_2} \right] \\ &\leq \Pr \left[\|S_T\|_2 \geq \frac{2L\lambda\Delta_o(\lambda + MT/d - 1)}{\|a_1 - a_o\|_{V^{-1}}^2} \right], \end{aligned}$$

Using the Azuma–Hoeffding-like inequality from [Hayes, 2005], it follows that

$$\Pr[\mathcal{E}_o] \leq 2e^2 \exp \left(- \left(\frac{2L\lambda\Delta_o(\lambda + MT/d - 1)}{\|a_1 - a_o\|_{V^{-1}}^2} \right)^2 / 2T(MRL)^2 \right).$$

□

Note: There was a 2 missing in the denominator in the main paper. We have fixed it here.

B.2 Proof of Theorem 2

Proof. At any time $t > 1$, let \mathcal{T} be the last time when data was exchanged between the agents and the server. Let $V_S^\mathcal{T}$ and $D_S^\mathcal{T}$ be the data sent by server to the agents. Then, for any agent $m \in [M]$, the local variables $V_{m,t}$ and $D_{m,t}$ at time t can be represented as

$$\begin{aligned} V_{m,t} &= \lambda I + V_S^\mathcal{T} + B_{m,t-1} = \lambda I + \sum_{i=1}^M \sum_{s=1}^{\mathcal{T}} a_{i,s} a_{i,s}^\top + \sum_{s=\mathcal{T}+1}^{t-1} a_{m,s} a_{m,s}^\top \\ &= \lambda I + \sum_{s=1}^{t-1} a_{m,s} a_{m,s}^\top + \sum_{i \in [M] \setminus \{m\}} \sum_{s=1}^{\mathcal{T}} a_{i,s} a_{i,s}^\top. \end{aligned} \quad (\text{B.18})$$

$$\begin{aligned} D_{m,t} &= D_S^\mathcal{T} + D_{m,t-1} = \sum_{i=1}^M \sum_{s=1}^{\mathcal{T}} a_{i,s} r_{i,s} + \sum_{s=\mathcal{T}+1}^{t-1} a_{m,s} r_{m,s} \\ &= \sum_{s=1}^{t-1} a_{m,s} r_{m,s} + \sum_{i \in [M] \setminus \{m\}} \sum_{s=1}^{\mathcal{T}} a_{i,s} r_{i,s}. \end{aligned} \quad (\text{B.19})$$

Then, $\hat{\theta}_{m,t}$ can be expressed as

$$\begin{aligned} \hat{\theta}_{m,t} &= V_{m,t}^{-1} D_{m,t} \\ &= V_{m,t}^{-1} \left[\sum_{s=1}^{t-1} a_{m,s} r_{m,s} + \sum_{i \in [M] \setminus \{m\}} \sum_{s=1}^{\mathcal{T}} a_{i,s} r_{i,s} \right] \\ &= V_{m,t}^{-1} \left[\sum_{s=1}^{t-1} a_{m,s} (a_{m,s}^\top \theta_* + \eta_{m,s}) + \sum_{i \in [M] \setminus \{m\}} \sum_{s=1}^{\mathcal{T}} a_{i,s} (a_{i,s}^\top \theta_* + \eta_{i,s}) \right] \\ &= V_{m,t}^{-1} \left[\left(\sum_{s=1}^{t-1} a_{m,s} a_{m,s}^\top \theta_* + \sum_{s=1}^{t-1} a_{m,s} \eta_{m,s} \right) + \left(\sum_{i \in [M] \setminus \{m\}} \sum_{s=1}^{\mathcal{T}} a_{i,s} a_{i,s}^\top \theta_* + \sum_{i \in [M] \setminus \{m\}} \sum_{s=1}^{\mathcal{T}} a_{i,s} \eta_{i,s} \right) \right] \\ &= V_{m,t}^{-1} \left[\left(\sum_{s=1}^{t-1} a_{m,s} a_{m,s}^\top \theta_* + \sum_{i \in [M] \setminus \{m\}} \sum_{s=1}^{\mathcal{T}} a_{i,s} a_{i,s}^\top \theta_* \right) + \left(\sum_{s=1}^{t-1} a_{m,s} \eta_{m,s} + \sum_{i \in [M] \setminus \{m\}} \sum_{s=1}^{\mathcal{T}} a_{i,s} \eta_{i,s} \right) \right] \\ &= V_{m,t}^{-1} \left[(V_{m,t} - \lambda I) \theta_* + \left(\sum_{s=1}^{t-1} a_{m,s} \eta_{m,s} + \sum_{i \in [M] \setminus \{m\}} \sum_{s=1}^{\mathcal{T}} a_{i,s} \eta_{i,s} \right) \right] \\ &= \theta_* - V_{m,t}^{-1} \lambda I \theta_* + V_{m,t}^{-1} \left(\sum_{s=1}^{t-1} a_{m,s} \eta_{m,s} + \sum_{i \in [M] \setminus \{m\}} \sum_{s=1}^{\mathcal{T}} a_{i,s} \eta_{i,s} \right) \\ &= \theta_* - V_{m,t}^{-1} \lambda I \theta_* + V_{m,t}^{-1} \left(\sum_{s=1}^{t-1} a_{m,s} \eta_{m,s} + \sum_{i \in [M] \setminus \{m\}} \sum_{s=1}^{\mathcal{T}} a_{i,s} \eta_{i,s} \right), \end{aligned}$$

Applying Cauchy-Schwarz inequality,

$$\begin{aligned} \left\| \hat{\theta}_{m,t} - \theta_* \right\|_{V_{m,t}} &\leq \left\| V_{m,t}^{-1} \lambda I \theta_* \right\|_{V_{m,t}} + \left\| V_{m,t}^{-1} \left(\sum_{s=1}^{t-1} a_{m,s} \eta_{m,s} + \sum_{i \in [M] \setminus \{m\}} \sum_{s=1}^{\mathcal{T}} a_{i,s} \eta_{i,s} \right) \right\|_{V_{m,t}} \\ &= \lambda \left\| \theta_* \right\|_{V_{m,t}^{-1}} + \left\| \sum_{s=1}^{t-1} a_{m,s} \eta_{m,s} + \sum_{i \in [M] \setminus \{m\}} \sum_{s=1}^{\mathcal{T}} a_{i,s} \eta_{i,s} \right\|_{V_{m,t}^{-1}}, \end{aligned}$$

Using Theorem 1 of [Abbasi-Yadkori et al., 2011],

$$\left\| \sum_{s=1}^{t-1} a_{m,s} \eta_{m,s} + \sum_{i \in [M] \setminus \{m\}} \sum_{s=1}^{\mathcal{T}} a_{i,s} \eta_{i,s} \right\|_{V_{m,t}^{-1}} \leq \sqrt{2R^2 \log \left(\frac{\det(V_{m,t})^{1/2} \det(\lambda I)^{-1/2}}{\delta} \right)}, \quad (\text{B.20})$$

Since $V_{m,t}$ is positive definite, its eigenvalues are positive. Let $\lambda_1, \lambda_2, \dots, \lambda_d$ be the eigenvalues of $V_{m,t}$. Using the inequality of arithmetic and geometric means,

$$\begin{aligned} \prod_{i=1}^d \lambda_i &\leq \left(\frac{\sum_{i=1}^d \lambda_i}{d} \right)^d \\ \det(V_{m,t}) &\leq \left(\frac{\text{tr}(V_{m,t})}{d} \right)^d \\ &= \left(\frac{\text{tr}(\lambda I) + \text{tr}(\sum_{i=1}^M \sum_{s=1}^{\mathcal{T}} a_{i,s} a_{i,s}^\top + \sum_{s=\mathcal{T}+1}^{t-1} a_{m,s} a_{m,s}^\top)}{d} \right)^d \\ &\leq \left(\frac{\text{tr}(\lambda I) + \text{tr}(\sum_{i=1}^M \sum_{s=1}^t a_{i,s} a_{i,s}^\top)}{d} \right)^d \\ &= \left(\frac{d\lambda + \sum_{i=1}^M \sum_{s=1}^t \|a_{i,s}\|_2^2}{d} \right)^d \\ &= \left(\frac{d\lambda + MtL^2}{d} \right)^d. \end{aligned}$$

Substituting in (C.1) and using Lemma 5, we get

$$\begin{aligned} \left\| \hat{\theta}_{m,t} - \theta_* \right\|_{V_{m,t}} &\leq \sqrt{\lambda} \|\theta_*\|_2 + \sqrt{2R^2 \log \left(\frac{(\lambda + MtL^2/d)^{d/2} \det(\lambda I)^{-1/2}}{\delta} \right)} \\ &\leq \sqrt{\lambda} W + \sqrt{2R^2 \log \left(\frac{(\lambda + MtL^2/d)^{d/2} \lambda^{-d/2}}{\delta} \right)} \\ &= \sqrt{\lambda} W + R \sqrt{d \log \left(\frac{(1 + MtL^2/\lambda d)}{\delta} \right)}, \end{aligned}$$

as desired. \square

C Proofs of Section 4

C.1 Proof of Lemma 2

Proof. Note that at the end of the last round, each dominant node has the local reward histories of all of the agents in its component. Since, all hub nodes send their collected information to the ensemble along with their own local reward history, at the end of the last round, ensemble contains the local reward

history of all agents. In other words, let B_E and D_E represent the local variables maintained at ensemble, then

$$B_E = \sum_{m \in [M]} \sum_{t=1}^T a_{m,t} a_{m,t}^\top, \text{ and } D_E = \sum_{m \in [M]} \sum_{t=1}^T a_{m,t} r_{m,t}.$$

Similarly, at the end of the last round, estimate of θ calculated by the ensemble can be represented by,

$$\hat{\theta}_S = V_E^{-1} D_E, \text{ where } V_E = \lambda I + B_E.$$

Since, this estimate is same as the estimate calculated by the server in the last round of MALINBAI-STAR, rest of the proof follows by using the same procedure as in Section B.1. \square

C.2 Proof of Theorem 3

Proof of Theorem 3 follows by the same argument, mutatis mutandis, as in Theorem 1.

C.3 Proof of Theorem 4

Proof. At any time $t > 1$, let \mathcal{T} be the last time when data was exchanged between agents and the dominant vertex p_i^h in a component P_i . Let $V_{P_i}^\mathcal{T}$ and $D_{P_i}^\mathcal{T}$ be the data sent by p_i^h to the agents in P_i . Then, for any agent $m \in P_i$, the local variables $V_{m,t}$ and $D_{m,t}$ at time t can be represented as

$$\begin{aligned} V_{m,t} &= \lambda I + V_{P_i}^\mathcal{T} + B_{m,t-1} = \lambda I + \sum_{i \in P_i} \sum_{s=1}^{\mathcal{T}} a_{i,s} a_{i,s}^\top + \sum_{s=\mathcal{T}+1}^{t-1} a_{m,s} a_{m,s}^\top \\ &= \lambda I + \sum_{s=1}^{t-1} a_{m,s} a_{m,s}^\top + \sum_{i \in P_i \setminus \{m\}} \sum_{s=1}^{\mathcal{T}} a_{i,s} a_{i,s}^\top. \end{aligned}$$

$$\begin{aligned} D_{m,t} &= D_{P_i}^\mathcal{T} + D_{m,t-1} = \sum_{i \in P_i} \sum_{s=1}^{\mathcal{T}} a_{i,s} r_{i,s} + \sum_{s=\mathcal{T}+1}^{t-1} a_{m,s} r_{m,s} \\ &= \sum_{s=1}^{t-1} a_{m,s} r_{m,s} + \sum_{i \in P_i \setminus \{m\}} \sum_{s=1}^{\mathcal{T}} a_{i,s} r_{i,s}. \end{aligned}$$

Then, $\hat{\theta}_{m,t}$ can be expressed as $\hat{\theta}_{m,t} = V_{m,t}^{-1} D_{m,t}$.

Substituting the values of $V_{m,t}$, $D_{m,t}$ and using the similar procedure as in Section B.2,

$$\left\| \hat{\theta}_{m,t} - \theta_* \right\|_{V_{m,t}} \leq \lambda \|\theta_*\|_{V_{m,t}^{-1}} + \left\| \sum_{s=1}^{t-1} a_{m,s} \eta_{m,s} + \sum_{i \in P_i \setminus \{m\}} \sum_{s=1}^{\mathcal{T}} a_{i,s} \eta_{i,s} \right\|_{V_{m,t}^{-1}},$$

Using Lemma 4,

$$\left\| \sum_{s=1}^{t-1} a_{m,s} \eta_{m,s} + \sum_{i \in P_i \setminus \{m\}} \sum_{s=1}^{\mathcal{T}} a_{i,s} \eta_{i,s} \right\|_{V_{m,t}^{-1}} \leq \sqrt{2R^2 \log \left(\frac{\det(V_{m,t})^{1/2} \det(\lambda I)^{-1/2}}{\delta} \right)} \quad (\text{C.1})$$

Since $V_{m,t}$ is positive definite, its eigenvalues are positive. Let $\lambda_1, \lambda_2, \dots, \lambda_d$ be the eigenvalues of $V_{m,t}$. Using inequality of arithmetic and geometric means,

$$\begin{aligned} \prod_{i=1}^d \lambda_i &\leq \left(\frac{\sum_{i=1}^d \lambda_i}{d} \right)^d \\ \det(V_{m,t}) &\leq \left(\frac{\text{tr}(V_{m,t})}{d} \right)^d \\ &= \left(\frac{\text{tr}(\lambda I) + \text{tr}(\sum_{s=1}^{t-1} a_{m,s} a_{m,s}^\top + \sum_{i \in P_i \setminus \{m\}} \sum_{s=1}^{\mathcal{T}} a_{i,s} a_{i,s}^\top)}{d} \right)^d \end{aligned}$$

$$\begin{aligned}
&\leq \left(\frac{\text{tr}(\lambda I) + \text{tr}(\sum_{i \in P_i} \sum_{s=1}^t a_{i,s} a_{i,s}^\top)}{d} \right)^d \\
&= \left(\frac{d\lambda + \sum_{i \in P_i} \sum_{s=1}^t \|a_{i,s}\|_2^2}{d} \right)^d \\
&\leq \left(\frac{d\lambda + MtL^2}{d} \right)^d,
\end{aligned}$$

Substituting in (C.1) and using Lemma 5, we get

$$\left\| \hat{\theta}_{m,t} - \theta_* \right\|_{V_{m,t}} \leq \sqrt{\lambda}W + R\sqrt{d \log \left(\frac{(1 + MtL^2/\lambda d)}{\delta} \right)},$$

as desired. \square

D Proof of Lower Bound

D.1 Lower Bound for Error Probability

According to Theorem 3 of [Yang and Tan, 2022], the lower bound on the probability of error in estimating the best arm is given by

$$\exp \left(-O \left(\frac{T}{H_{1,\text{lin}}(v) \log_2 d} \right) \right), \tag{D.1}$$

where $H_{1,\text{lin}}(v) = \sum_{1 \leq i \leq d} \Delta_i^{-2}$ denotes the hardness quantity of bandit instance v .

$$\sum_{1 \leq i \leq d} \Delta_i^{-2} \leq \sum_{1 \leq i \leq d} \Delta_{\min}^{-2} = \frac{d}{\Delta_{\min}^2}$$

Therefore, quantity (D.1) can be re-written as,

$$\exp \left(-O \left(\frac{T}{H_{1,\text{lin}}(v) \log_2 d} \right) \right) = \exp \left(-O \left(\frac{\Delta_{\min}^2 T}{d \log d} \right) \right).$$

The error probability of our algorithm MALINBAI-GEN is given by,

$$\Pr[\text{Error}] \leq (k-1)2e^2 \times \exp \left\{ -\frac{\left(\frac{2L\lambda(\lambda + MT/d - 1)\Delta_{\min}}{\max_{a \in \mathcal{A} \setminus \{a_1\}} \|a_1 - a\|_{V^{-1}}^2} \right)^2}{2T(MRL)^2} \right\},$$

Using Lemma 5,

$$\frac{2L\lambda(\lambda + MT/d - 1)\Delta_{\min}}{\max_{a \in \mathcal{A} \setminus \{a_1\}} \|a_1 - a\|_{V^{-1}}^2} \geq \frac{2L\lambda^2(\lambda + MT/d - 1)\Delta_{\min}}{\max_{a \in \mathcal{A} \setminus \{a_1\}} \|a_1 - a\|_2^2} \geq \frac{2L\lambda^2(\lambda + MT/d - 1)\Delta_{\min}}{\max_{a \in \mathcal{A} \setminus \{a_1\}} 4L^2}, \tag{D.2}$$

Substituting $R = L = \lambda = 1$ and using (D.2), error probability of MALINBAI-GEN can be written as

$$\Pr[\text{Error}] \leq (k-1)2e^2 \times \exp \left\{ -\frac{\left(\frac{2(MT/d)\Delta_{\min}}{4} \right)^2}{2TM^2} \right\} = (k-1)2e^2 \times \exp \left\{ -\frac{T\Delta_{\min}^2}{8d^2} \right\} = \exp \left\{ -O \left(\frac{\Delta_{\min}^2 T}{d^2} \right) \right\}.$$

Therefore, the upper bound for the error probability of our algorithm MALINBAI-GEN matches the lower bound in [Yang and Tan, 2022] up to a factor of $\log d$.

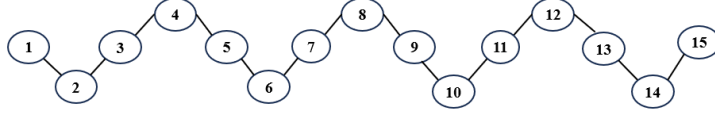


Figure 4: A 15-node network with dominating set $\{2, 5, 8, 11, 14\}$.

D.2 Lower Bound for Communication cost

According to Theorem 5.3 of [He et al., 2022], the lower bound on the communication cost in a M node network is given by $O(M/\log(T/M))$. This lower bound can be further simplified to $O(M/\log T)$.

The communication cost of our algorithm MALINBAI-GEN is given by $O(2(M - |P|)\log T + |P|)$. This can be expressed as $O(M \log T)$ which is $(\log T)^2$ away from the lower bound. Therefore, we conclude that our algorithm matches the lower bound for communication cost presented in [He et al., 2022] up to a factor of $(\log T)^2$.

It is important to highlight that the lower bound discussed in [He et al., 2022] pertains to regret minimization, whereas our algorithms focus on the task of best-arm identification. However, the work in [He et al., 2022] also addresses a multi-agent framework for linear bandits, which is closely aligned with the setup we consider in our work.

E Additional Experiments

E.1 Communication Cost

In this section, we present the numerical results for the communication cost incurred by the algorithms under the experiments performed in Section 5. Recall that, we execute the algorithms on the graph in Figure 4 under three types of synthetic datasets: (1) Standard instance, (2) Random instance, and (3) Confounding instance. For each of the instance, we execute the algorithms for time budget 150 and number of agents $M = 15$. Noise is set as $\eta \sim \mathcal{N}(0, 1)$ generated independently for each trial. We tune the parameter α for FedLinUCB and $\gamma_U = \gamma_D$ for Async-LinUCB, setting $\alpha = 1$ and $\gamma_U = \gamma_D = 5$ to match the optimal performance reported in the original papers. For FALinPE, we adopt the parameter values shown to achieve the lower bounds, specifically, $\gamma_1 = 1/M^2, \gamma_2 = 1/(2MK)$. Numerical results for error probability are reported in Section 5. Here, we present the corresponding communication costs for each of the dataset in Figure 5.

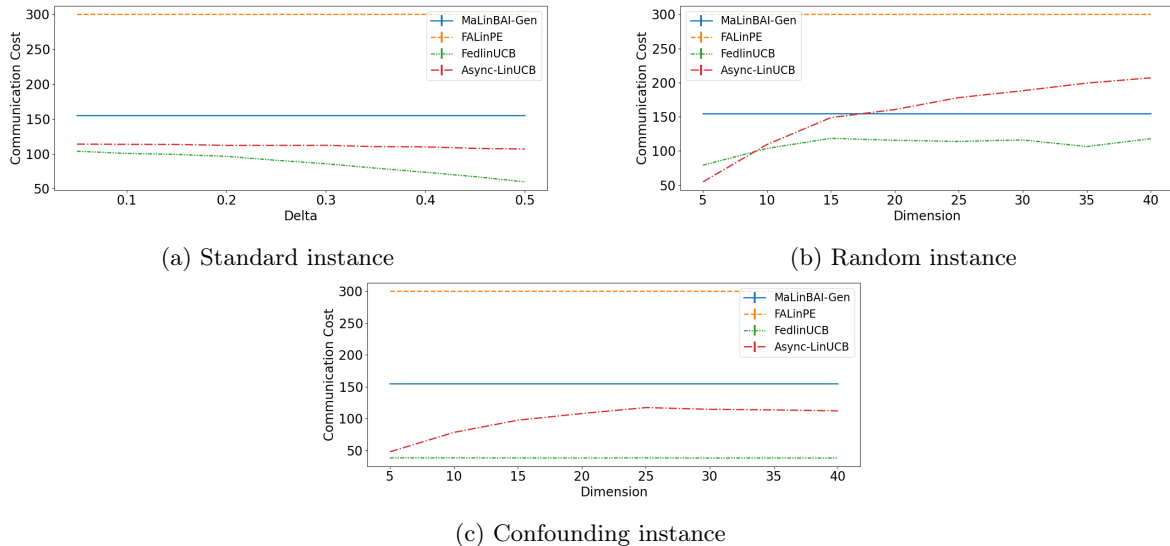


Figure 5: Communication cost experimental results for synthetic data ran on the graph in Figure 4.

The numerical results demonstrate that the communication cost of our algorithm MALINBAI-GEN is substantially lower than that of FALinPE [Wang et al., 2023]. Although MALINBAI-GEN incurs a marginally higher communication cost when compared to Async-LinUCB [Li and Wang, 2022] and

FedLinUCB [He et al., 2022], it significantly outperforms both in estimating the best arm, highlighting its efficiency in balancing communication overhead with performance in estimating the best arm.

Note that the communication cost of our algorithm MALINBAI-GEN remains constant across all the datasets. This is because the communication overhead of MALINBAI-GEN is independent of the instance; it only depends on the given budget and number of agents in the network which is kept constant across all the datasets.

E.2 Real-World Data

In this section, we present the numerical results based on a real-world dataset. For our experiments, we utilize the MovieLens 20M dataset [Harper and Konstan, 2015]. We follow [Wang et al., 2023] to process the data to fit in the linear bandit setting. Specifically, we retain users with at least 3,000 interactions, resulting in a final dataset comprising 54 users, 26,567 movies, and 214,729 interactions. For each movie, we extract TF-IDF features from the associated tags, producing a feature vector with dimension $d = 25$. We then assign a reward $r = 1$ to movies with non-zero ratings, and $r = 0$ otherwise. Finally, we use these feature vectors and corresponding rewards to learn the true parameter θ_* via ridge regression.

We conduct experiments with the expected reward gap varying from 0.1 to 0.5. For each reward gap value, we generate a corresponding bandit instance by sampling $k = 10$ vectors from the extracted movie feature vector set, ensuring that the specified reward gap is maintained. All other parameters are kept consistent with the setup detailed in Appendix E.1. The error probabilities and corresponding communication costs incurred by the algorithms are presented in Figure 6.

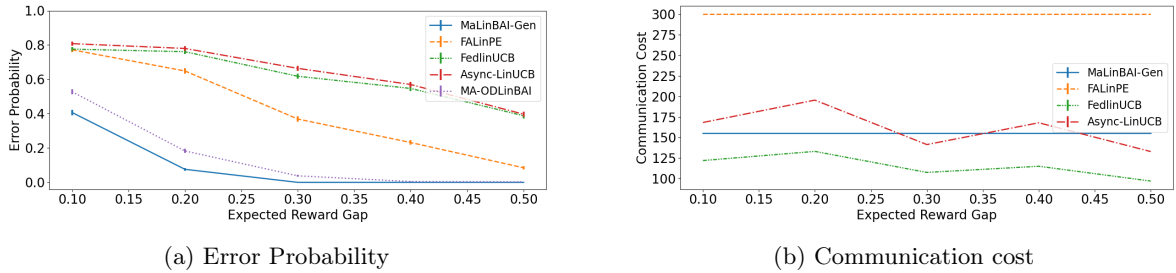


Figure 6: Experimental results for MovieLens data ran on the graph in Figure 4.

The numerical results show that our algorithm MALINBAI-GEN performs significantly better than FALinPE, Async-LinUCB, FedLinUCB and MA-ODLinBAI in accurately identifying the best arm. Moreover, MALINBAI-GEN achieves this accuracy with a substantially lower communication cost than FALinPE. Although its communication cost is only slightly higher than that of FedLinUCB, it remains almost identical to that of Async-LinUCB. These results demonstrate that our algorithm MALINBAI-GEN consistently outperforms FALinPE, Async-LinUCB, FedLinUCB and MA-ODLinBAI across both real-world and synthetic datasets, all while maintaining efficient communication overhead.

E.3 MALINBAI-STAR vs MALINBAI-GEN

Now we present some numerical simulations to validate our theoretical results. In particular, we verify that (1) the probability of error decreases exponentially with the allocated budget for both algorithms, (2) both our algorithms exhibit the same probability of error across all instances, given an identical number of agents. We run our algorithms on the 15-node network shown in Figure 2 with minimum dominating set of size 5. For this network, we run the algorithms for all three instances of synthetic datasets mentioned in Section 5 and the real-world MovieLens dataset with time budget ranging from 20 to 240. Remaining all parameters are kept fixed through out the simulations. For MovieLens dataset we use the same parameters as in Appendix E.2. The resulting error probabilities of the algorithms for standard, random, confounding and MovieLens datasets are illustrated in Figures 7a, 7b, 7c and 7d respectively. The corresponding communication cost is reported in Figure 8. Please refer to the caption of Figure 7 for the details of the fixed parameters.

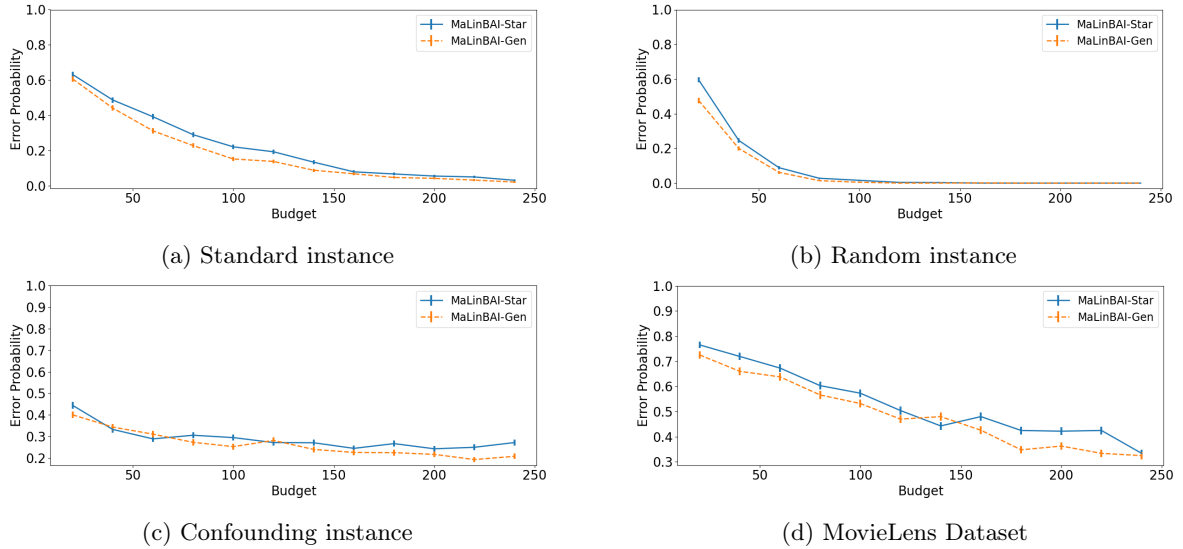


Figure 7: Error probabilities of MALINBAI-STAR and MALINBAI-GEN for graph in Figure 4 under (a) Standard instance: $d = 10, \Delta = 0.2$, (b) Random instance: $d = 50, k = 100$, (c) Confounding instance: $d = 10$ and (d) MovieLens dataset: Expected reward gap = 0.1.

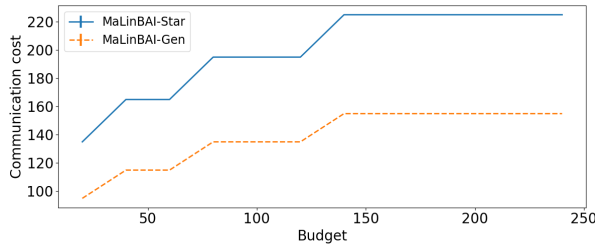


Figure 8: Communication cost incurred by MALINBAI-STAR and MALINBAI-GEN for each of the dataset.

The numerical results indicate that both of our algorithms, MALINBAI-STAR and MALINBAI-GEN, exhibit similar error probabilities in estimating the best arm. However, MALINBAI-GEN achieves this with a significantly lower communication cost compared to MALINBAI-STAR. These findings support our claim that MALINBAI-GEN, by leveraging the underlying network structure, can efficiently handle linear bandit instances across a complex network of agents, maintaining comparable performance while minimizing communication overhead relative to MALINBAI-STAR. Note that, the communication cost of our algorithms remains consistent across all datasets. This uniformity arises from the fact that the length of each phase, and consequently the number of communication rounds, is determined solely by the predefined budget, which is held constant for all datasets. Furthermore, the fixed number of agents and network structure makes the communication overhead for each round the same, making the overall communication cost constant across all the datasets.

Both of our algorithms MALINBAI-STAR and MALINBAI-GEN are implemented in Python. For the implementation of OD-LinBAI, FALinPE, Async-LinUCB and FedLinUCB we used the code provided in the supplementary material of [Yang and Tan, 2022], [Wang et al., 2023], [Li and Wang, 2022] and [He et al., 2022] respectively. All of our experiments are executed on a computer with 4.05 GHz 8-Core Apple M3 processor and 16 GB memory. The implementation of our algorithms can be found at <https://github.iu.edu/sanagra/MaLinBAI-code>.