

BIG-SPARC: The new SPARC database

Konstantin Haubner^{1,2}, Federico Lelli¹, Enrico Di Teodoro²,
Francis Duey³, Stacy McGaugh³, James Schombert⁴,
Kelley M. Hess^{5,6}, and the Apertif Team

¹INAF – Arcetri Astrophysical Observatory, Largo Enrico Fermi 5, 50125 Firenze, Italy
email: konstantin.haubner@inaf.it

²Dipartimento di Fisica e Astronomia, Università degli Studi di Firenze,
via G. Sansone 1, 50019 Sesto Fiorentino, Firenze, Italy

³Department of Astronomy, Case Western Reserve University, Cleveland, OH 44106, USA

⁴Department of Physics, University of Oregon, Eugene, OR 97403, USA

⁵Department of Space, Earth and Environment, Chalmers University of Technology, Onsala Space
Observatory, 43992 Onsala, Sweden

⁶ASTRON, the Netherlands Institute for Radio Astronomy, Postbus 2, 7990 AA, Dwingeloo, The
Netherlands

Abstract. The Surface Photometry and Accurate Rotation Curves (SPARC) database has provided the community with mass models for 175 nearby galaxies, allowing different research teams to test different dark matter models, galaxy evolution models, and modified gravity theories. Extensive tests, however, are hampered by the somewhat heterogeneous nature of the HI rotation curves and the limited sample size of SPARC. To overcome these limitations, we are working on BIG-SPARC, a new database that consists of about 4000 galaxies with HI datacubes from public telescope archives (APERTIF, ASKAP, ATCA, GMRT, MeerKAT, VLA, and WSRT) and near infrared photometry from *WISE*. For these galaxies, we will provide homogeneously derived HI rotation curves, surface brightness profiles, and mass models. BIG-SPARC is expected to increase the size of its predecessor by a factor of more than 20. This is a necessary step to prepare for the additional order of magnitude increase in sample size expected from ongoing and future HI surveys with the Square Kilometre Array (SKA) and its pathfinders.

Keywords. astronomical data bases: miscellaneous, galaxies: evolution, galaxies: interactions, galaxies: kinematics and dynamics, dark matter, cosmology: observations, radio lines: galaxies

1. Introduction

The study of rotation curves (RCs) has been central to establishing the missing mass problem in galactic systems, one of the biggest open questions in modern physics (Rubin et al. 1978; Bosma 1981; van Albada et al. 1985). While these mass discrepancies are commonly explained via dark matter (DM) halos, the physical nature of this matter remains unclear. As a result, the study of RCs continues to provide some of the strongest constraints on the nature and properties of DM. In this context, HI observations represent one of the best tools to study galaxy RCs for two main reasons. First, the HI disks of galaxies often extend beyond their stellar disks, therefore probing deep into the DM-dominated regions. Second, compared to stellar and ionized gas disks, HI disks are dynamically cold with velocity dispersions of $\sim 10 \text{ km s}^{-1}$, so the observed rotation velocity is a close proxy of the circular velocity tracing the gravitational potential. However, on the downside, resolved HI studies require time-costly interferometric radio observations, which have been limiting the overall sample sizes of RC studies so far.

In this regard, a large step forward came from the SPARC database, which combines 175 RCs collected from the literature with near infrared (NIR) surface photometry from the *Spitzer* space telescope (Lelli et al. 2016a). Thanks to the limited effects of internal dust extinction and recent star formation, NIR photometry is the best proxy for the stellar mass distributions of

Table 1: Sources from which the BIG-SPARC data cubes were collected.

Literature source	Telescope	# of cubes	# of unique galaxies
APERTIF ¹	WSRT-APERTIF	5954	1740
WALLABY DR1 ²	ASKAP	592	486
WHISP ³	WSRT	272	360
Atlas ^{3D 4}	WSRT	142	289
BLUEDISK ⁵	WSRT	49	175
PPZoA ⁶	WSRT	317	153
Hickson Compact Groups ⁷	VLA	25	83
LVHIS ⁸	ATCA	79	72
VIVA ⁹	VLA	42	56
VGS ¹⁰	WSRT	65	43
HALOGAS ¹¹	WSRT	24	39
PHANGS-VLA ¹²	VLA	23	39
LITTLE THINGS ¹³	VLA	40	38
EDGES ¹⁴	VLA	24	29
EveryTHINGS ¹⁵	VLA	38	26
Ursa Major Cluster ¹⁶	WSRT	42	26
HIX ¹⁷	ATCA	23	25
SAURON ¹⁸	WSRT	10	23
LSB Galaxies ¹⁹	VLA, WSRT	32	22
FIGGS ²⁰	GMRT	22	22
THINGS ²¹	VLA	33	22
Starburst Dwarfs ²²	VLA, WSRT	18	14
MeerKAT Fornax Cluster ²³	MeerKAT	2	3
Individual studies	Arecibo, ATCA, VLA, WSRT	46	97
Total		7914	3882

Notes: ¹Adams et al. (2022); Hess et al. (in prep.), ²Koribalski et al. (2020); Westmeier et al. (2022); Deg et al. (2022), ³Swaters et al. (2002), ⁴Serra et al. (2012), ⁵Wang et al. (2013), ⁶Ramatsoku et al. (2016), ⁷Jones et al. (2023), ⁸Koribalski et al. (2018), ⁹Chung et al. (2009), ¹⁰Kreckel et al. (2012), ¹¹Heald et al. (2011), ¹²Sun et al. (2020), ¹³Hunter et al. (2012), ¹⁴Richards et al. (2016, 2018), ¹⁵Chiang et al. (2024), ¹⁶Verheijen & Sancisi (2001), ¹⁷Lutz et al. (2018), ¹⁸Morganti et al. (2006), ¹⁹van der Hulst et al. (1993); de Blok et al. (1996); Pickering et al. (1997); Trachternach et al. (2009), ²⁰Begum et al. (2008), ²¹Walter et al. (2008), ²²Lelli et al. (2014), ²³Serra et al. (2023)

galaxies (e.g., Verheijen 2001). As a result, SPARC enabled new investigations of the baryonic Tully-Fisher relation (BTFR, Lelli et al. 2016b, 2019, Desmond et al. 2019, McGaugh et al. 2021) and a measurement of the Hubble constant H_0 (Schombert et al. 2020). In addition, it was crucial for establishing two new scaling relations, the central density relation (Lelli et al. 2016c) and the radial acceleration relation (RAR, McGaugh et al. 2016, Lelli et al. 2017b, Li et al. 2018). In the context of Λ CDM cosmology, SPARC allowed to investigate the properties of DM halos (Katz et al. 2017, 2019; Li et al. 2019a,b, 2020, 2022a,b) and the related missing baryons problem (Katz et al. 2018), while beyond that, it enabled tests of alternative theories such as Emergent Gravity (Lelli et al. 2017a) and Modified Newtonian Dynamics (Petersen & Lelli 2020; Chae et al. 2020, 2021, 2022). Furthermore, SPARC has also been used to investigate stellar mass-to-light ratios (Schombert et al. 2019, 2022), maximum disk fits (Starkman et al. 2018), and the pitfalls of Bayesian RC fits (Li et al. 2021).

Despite its versatility, SPARC still suffers from two limitations. First, with 175 galaxies, the statistical power is limited. For example, at fixed galaxy mass, one cannot extensively study the effects of secondary properties such as environment, gas fraction, and so on. Second, the RCs in SPARC were compiled from the literature, so some inhomogeneity unavoidably persists despite the undertaken homogenization efforts (see Lelli et al. 2016a). In particular, this limits

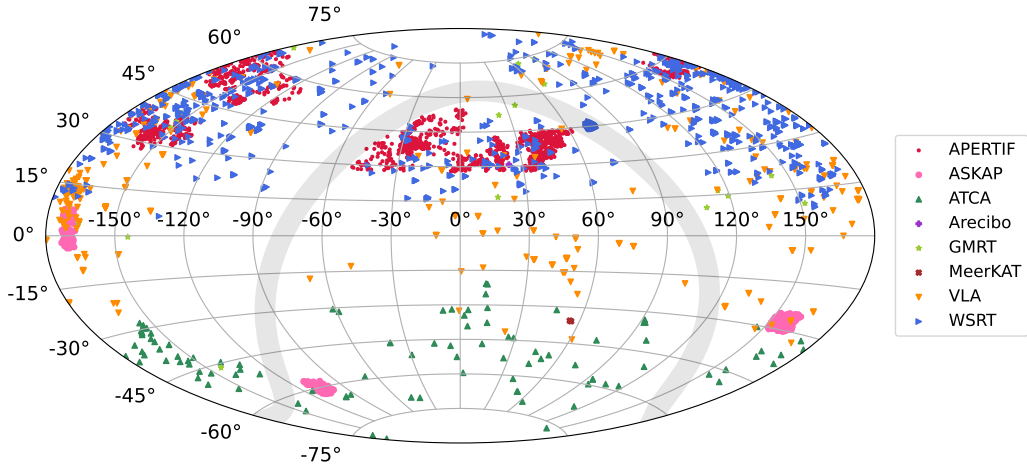


Figure 1: All-sky distribution of BIG-SPARC galaxies, color-coded by the telescopes that obtained their HI data. The gray band indicates the disk of the Milky Way.

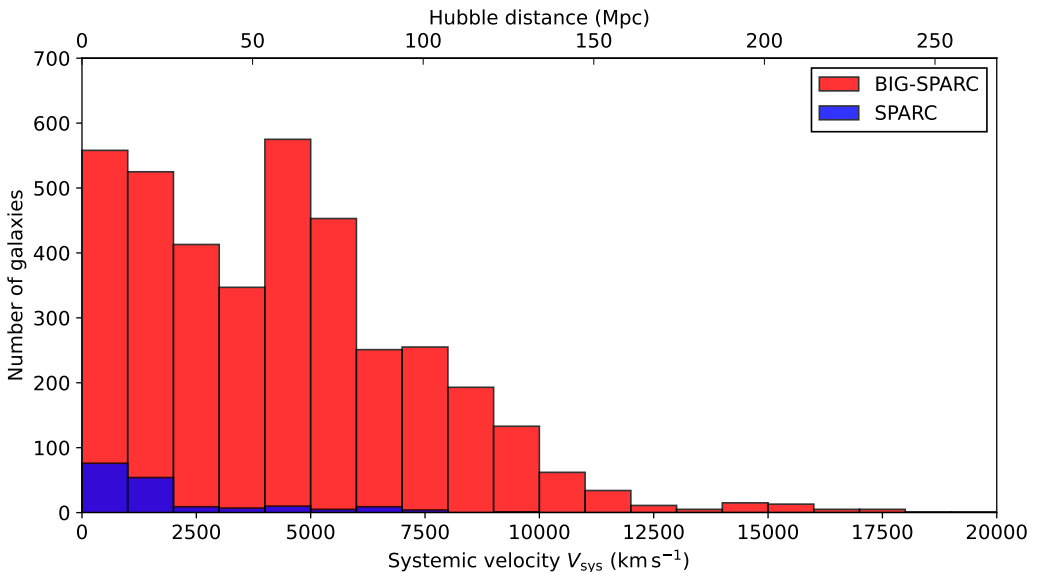


Figure 2: Systemic velocities of BIG-SPARC galaxies (red histogram) compared to those of SPARC (blue histogram). The upper axis shows the corresponding Hubble distances.

the ability to study the very small intrinsic scatter around the scaling relations, which requires a perfect control of the observational uncertainties. To address these issues and to pave the way for the analysis of large future HI surveys with the Square Kilometre Array (SKA) and its pathfinders, we are currently working on the successor of SPARC.

2. Source finding and identification

Differently from the previous SPARC database, we decided to derive RCs in a fully homogeneous way, starting from the HI data cubes. Table 1 lists the surveys and individual studies from which we culled our data. In total, we have 7914 cubes. To identify sources and produce HI moment maps, we ran the source finding task SEARCH of the ^{3D}Barolo software (Di Teodoro & Fraternali 2015) on all data cubes and crossmatched the resulting detections

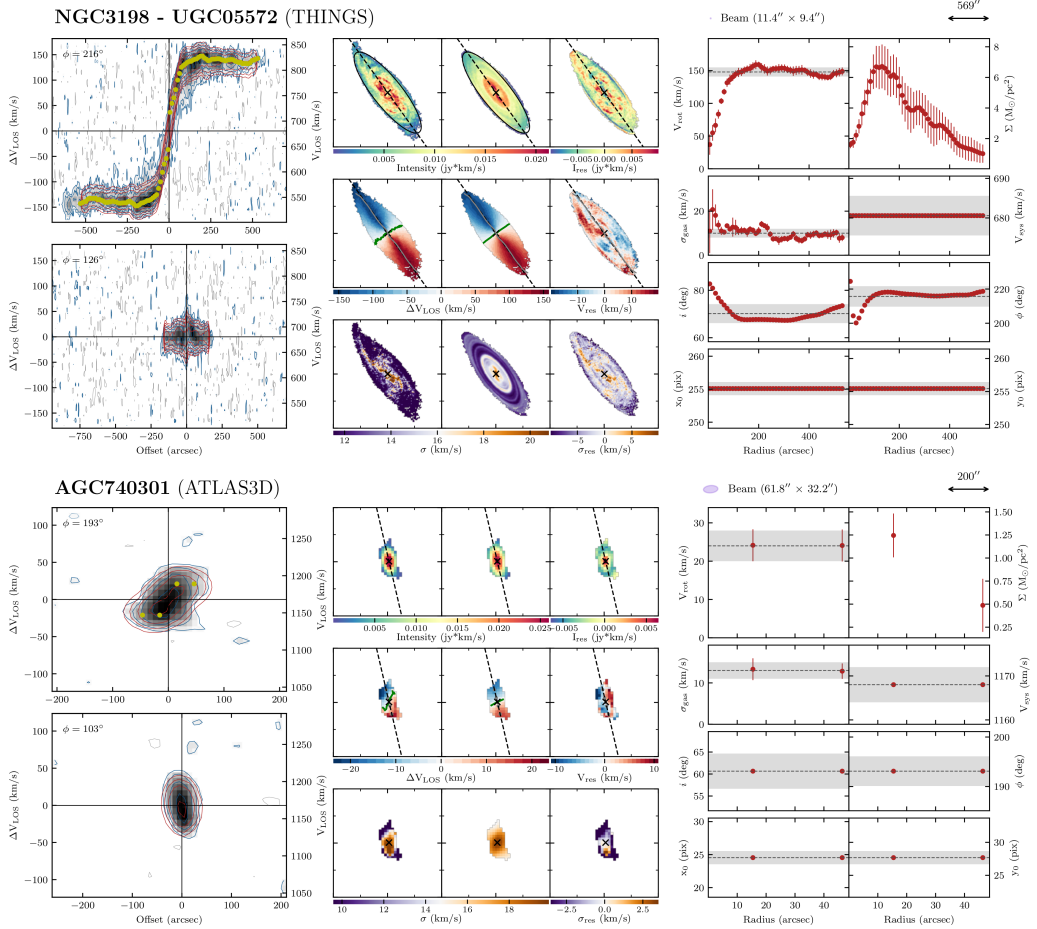


Figure 3: Outputs of 3DFIT for two BIG-SPARC galaxies: NGC 3198 (*upper panel*, well resolved) and AGC 740301 (*lower panel*, poorly resolved). The left column shows position-velocity diagrams along the galaxies’ major and the minor axes. The middle column shows moment-0, -1, and -2 maps from observations (left), best-fit models (middle), and residuals (right). The right column shows best-fit parameters at different radii R (from left to right and top to bottom): rotation velocity V_{rot} , HI surface density Σ , velocity dispersion σ_{gas} , systemic velocity V_{sys} , inclination i , position angle ϕ , and coordinates of the kinematic center (x_0, y_0).

with the Principal Galaxies Catalogue (PGC, [Paturel et al. 2003](#)). If this did not provide a match, we crossmatched with the NASA/IPAC Extragalactic Database (NED)[†]. We then visually inspected all detections to remove artifacts. This procedure resulted in a list of almost 4000 galaxies. Due to the large sample size, we call the new data base the Broad Inventory of Galaxies with Surface Photometry and Accurate Rotation Curves (BIG-SPARC). The number of galaxies contributed by each survey or literature study is given in the last column of Table 1.

3. All-sky distribution and distances

Figure 1 shows the all-sky distribution of the BIG-SPARC galaxies in equatorial coordinates, where the gray band indicates the disk of the Milky Way. The galaxies are color-coded based on the telescopes that obtained their HI data. In general, the northern hemisphere is covered

[†] <https://ned.ipac.caltech.edu/>

more densely than the southern one, which is mainly an effect of the Westerbork Synthesis Radio Telescope (WSRT) and its upgraded version APERTIF. Compared to WSRT, the Very Large Array (VLA) reaches lower declinations and connects with the coverage of the Australia Telescope Compact Array (ATCA) and the Australian SKA Pathfinder (ASKAP) in the south.

Figure 2 shows the systemic velocity histogram of the BIG-SPARC galaxies in red and that of the first SPARC database in blue. Compared to SPARC, BIG-SPARC provides an order-of-magnitude improvement in sample size. On the upper axis, we show the Hubble distances calculated with $H_0 = 75 \text{ km s}^{-1} \text{ Mpc}^{-1}$ (Tully et al. 2016). While the farthest galaxy in SPARC, NGC 6195, has a distance of $\sim 128 \text{ Mpc}$, BIG-SPARC reaches distances almost twice as large. The final BIG-SPARC database will contain direct distance measurements taken from the Cosmicflows-4 database (Tully et al. 2023) where available and Hubble distances in the remaining cases.

4. Outlook

The kinematic fits to the BIG-SPARC galaxies will be performed with the 3DFIT task of ^{3D}Barolo. Two extreme examples are shown in Fig. 3: a well resolved spiral galaxy from THINGS (NGC 3198) and a poorly resolved dwarf galaxy from Atlas^{3D} (AGC 740301). The fit outputs highlight one of the main advantages of ^{3D}Barolo, namely its ability to produce reasonable kinematic models for diverse data qualities. In addition, to allow the calculation of baryonic mass models, BIG-SPARC will contain NIR surface photometry wherever available. Since *Spitzer* imaging is available for only a fraction of the BIG-SPARC galaxies, we will also exploit *WISE* W1 photometry, which has full sky coverage (Duey et al. 2024, in prep.).

Acknowledgments

This work makes use of data from the Apertif system installed at the Westerbork Synthesis Radio Telescope owned by ASTRON. ASTRON, the Netherlands Institute for Radio Astronomy, is an institute of the Dutch Research Council ("De Nederlandse Organisatie voor Wetenschappelijk Onderzoek", NWO). KMH acknowledges the Spanish Prototype of an SRC (SPSRC) service and support funded by the Ministerio de Ciencia, Innovación y Universidades (MICIU), by the Junta de Andalucía, by the European Regional Development Funds (ERDF), and by the European Union NextGenerationEU/PRTR. The SPSRC acknowledges financial support from the Agencia Estatal de Investigación (AEI) through the "Center of Excellence Severo Ochoa" award to the Instituto de Astrofísica de Andalucía (IAA-CSIC) (SEV-2017-0709) and from the grant CEX2021-001131-S funded by MICIU/AEI/10.13039/501100011033. This scientific work uses data obtained from Inyarrimanha Ilgari Bundara / the Murchison Radio-astronomy Observatory. We acknowledge the Wajarri Yamaji People as the Traditional Owners and native title holders of the Observatory site. CSIRO's ASKAP radio telescope is part of the Australia Telescope National Facility (<https://ror.org/05qajvd42>). Operation of ASKAP is funded by the Australian Government with support from the National Collaborative Research Infrastructure Strategy. ASKAP uses the resources of the Pawsey Supercomputing Research Centre. Establishment of ASKAP, Inyarrimanha Ilgari Bundara, the CSIRO Murchison Radio-astronomy Observatory and the Pawsey Supercomputing Research Centre are initiatives of the Australian Government, with support from the Government of Western Australia and the Science and Industry Endowment Fund.

References

- Adams, E. A. K., Adebahr, B., de Blok, W. J. G., et al. 2022, *A&A*, 667, A38
 Begum, A., Chengalur, J. N., Karachentsev, I. D., Sharina, M. E., & Kaisin, S. S. 2008, *MNRAS*, 386, 1667
 Bosma, A. 1981, *AJ*, 86, 1825
 Chae, K.-H., Desmond, H., Lelli, F., McGaugh, S. S., & Schombert, J. M. 2021, *ApJ*, 921, 104
 Chae, K.-H., Lelli, F., Desmond, H., et al. 2020, *ApJ*, 904, 51
 Chae, K.-H., Lelli, F., Desmond, H., McGaugh, S. S., & Schombert, J. M. 2022, *Phys. Rev. D*, 106, 103025
 Chiang, I.-D., Sandstrom, K. M., Chasteney, J., et al. 2024, *ApJ*, 964, 18
 Chung, A., van Gorkom, J. H., Kenney, J. D. P., Crawl, H., & Vollmer, B. 2009, *AJ*, 138, 1741
 de Blok, W. J. G., McGaugh, S. S., & van der Hulst, J. M. 1996, *MNRAS*, 283, 18
 Deg, N., Spekkens, K., Westmeier, T., et al. 2022, *PASA*, 39, e059
 Desmond, H., Katz, H., Lelli, F., & McGaugh, S. 2019, *MNRAS*, 484, 239

- Di Teodoro, E. M. & Fraternali, F. 2015, *MNRAS*, 451, 3021
- Duey, F., Schombert, J., McGaugh, S., & Lelli, F. 2024, *AJ*, 168, 19
- Heald, G., Józsa, G., Serra, P., et al. 2011, *A&A*, 526, A118
- Hunter, D. A., Ficut-Vicas, D., Ashley, T., et al. 2012, *AJ*, 144, 134
- Jones, M. G., Verdes-Montenegro, L., Moldon, J., et al. 2023, *A&A*, 670, A21
- Katz, H., Desmond, H., Lelli, F., et al. 2018, *MNRAS*, 480, 4287
- Katz, H., Desmond, H., McGaugh, S., & Lelli, F. 2019, *MNRAS*, 483, L98
- Katz, H., Lelli, F., McGaugh, S. S., & others. 2017, *MNRAS*, 466, 1648
- Koribalski, B. S., Staveley-Smith, L., Westmeier, T., et al. 2020, *Ap&SS*, 365, 118
- Koribalski, B. S., Wang, J., Kamphuis, P., et al. 2018, *MNRAS*, 478, 1611
- Kreckel, K., Platen, E., Aragón-Calvo, M. A., et al. 2012, *AJ*, 144, 16
- Lelli, F., McGaugh, S. S., & Schombert, J. M. 2016a, *AJ*, 152, 157
- Lelli, F., McGaugh, S. S., & Schombert, J. M. 2016b, *ApJL*, 816, L14
- Lelli, F., McGaugh, S. S., & Schombert, J. M. 2017a, *MNRAS*, 468, L68
- Lelli, F., McGaugh, S. S., Schombert, J. M., Desmond, H., & Katz, H. 2019, *MNRAS*, 484, 3267
- Lelli, F., McGaugh, S. S., Schombert, J. M., & Pawlowski, M. S. 2016c, *ApJL*, 827, L19
- Lelli, F., McGaugh, S. S., Schombert, J. M., & Pawlowski, M. S. 2017b, *ApJ*, 836, 152
- Lelli, F., Verheijen, M., & Fraternali, F. 2014, *A&A*, 566, A71
- Li, P., Lelli, F., McGaugh, S., et al. 2019a, *ApJL*, 886, L11
- Li, P., Lelli, F., McGaugh, S., & Schombert, J. 2018, *A&A*, 615, A3
- Li, P., Lelli, F., McGaugh, S., & Schombert, J. 2020, *ApJS*, 247, 31
- Li, P., Lelli, F., McGaugh, S., Schombert, J., & Chae, K.-H. 2021, *A&A*, 646, L13
- Li, P., Lelli, F., McGaugh, S. S., Starkman, N., & Schombert, J. M. 2019b, *MNRAS*, 482, 5106
- Li, P., McGaugh, S. S., Lelli, F., Schombert, J. M., & Pawlowski, M. S. 2022a, *A&A*, 665, A143
- Li, P., McGaugh, S. S., Lelli, F., et al. 2022b, *ApJ*, 927, 198
- Lutz, K. A., Kilborn, V. A., Koribalski, B. S., et al. 2018, *MNRAS*, 476, 3744
- McGaugh, S. S., Lelli, F., & Schombert, J. M. 2016, *Phys. Rev. Lett.*, 117, 201101
- McGaugh, S. S., Lelli, F., Schombert, J. M., et al. 2021, *AJ*, 162, 202
- Morganti, R., de Zeeuw, P. T., Oosterloo, T. A., et al. 2006, *MNRAS*, 371, 157
- Paturel, G., Petit, C., Prugniel, P., et al. 2003, *A&A*, 412, 45
- Petersen, J. & Lelli, F. 2020, *A&A*, 636, A56
- Pickering, T. E., Impey, C. D., van Gorkom, J. H., & Bothun, G. D. 1997, *AJ*, 114, 1858
- Ramatsoku, M., Verheijen, M. A. W., Kraan-Korteweg, R. C., et al. 2016, *MNRAS*, 460, 923
- Richards, E. E., van Zee, L., Barnes, K. L., et al. 2016, *MNRAS*, 460, 689
- Richards, E. E., van Zee, L., Barnes, K. L., et al. 2018, *MNRAS*, 476, 5127
- Rubin, V. C., Ford, W. K., J., & Thonnard, N. 1978, *ApJL*, 225, L107
- Schombert, J., McGaugh, S., & Lelli, F. 2019, *MNRAS*, 483, 1496
- Schombert, J., McGaugh, S., & Lelli, F. 2020, *AJ*, 160, 71
- Schombert, J., McGaugh, S., & Lelli, F. 2022, *AJ*, 163, 154
- Serra, P., Maccagni, F. M., Kleiner, D., et al. 2023, *A&A*, 673, A146
- Serra, P., Oosterloo, T., Morganti, R., et al. 2012, *MNRAS*, 422, 1835
- Starkman, N., Lelli, F., McGaugh, S., & Schombert, J. 2018, *MNRAS*, 480, 2292
- Sun, J., Leroy, A. K., Ostriker, E. C., et al. 2020, *ApJ*, 892, 148
- Swaters, R. A., van Albada, T. S., van der Hulst, J. M., & Sancisi, R. 2002, *A&A*, 390, 829
- Trachternach, C., de Blok, W. J. G., McGaugh, S. S., et al. 2009, *A&A*, 505, 577
- Tully, R. B., Courtois, H. M., & Sorce, J. G. 2016, *AJ*, 152, 50
- Tully, R. B., Kourkchi, E., Courtois, H. M., et al. 2023, *ApJ*, 944, 94
- van Albada, T. S., Bahcall, J. N., Begeman, K., & Sancisi, R. 1985, *ApJ*, 295, 305
- van der Hulst, J. M., Skillman, E. D., Smith, T. R., et al. 1993, *AJ*, 106, 548
- Verheijen, M. A. W. 2001, *ApJ*, 563, 694
- Verheijen, M. A. W. & Sancisi, R. 2001, *A&A*, 370, 765
- Walter, F., Brinks, E., de Blok, W. J. G., et al. 2008, *AJ*, 136, 2563
- Wang, J., Kauffmann, G., Józsa, G. I. G., et al. 2013, *MNRAS*, 433, 270
- Westmeier, T., Deg, N., Spekkens, K., et al. 2022, *PASA*, 39, e058