

# Modified Gravity Constraints from the Full Shape Modeling of Clustering Measurements from DESI 2024

M. Ishak<sup>1</sup>, J. Pan<sup>2</sup>, R. Calderon<sup>3</sup>, K. Lodha<sup>3,4</sup>,  
 G. Valogiannis<sup>5,6</sup>, A. Aviles<sup>7,8</sup>, G. Niz<sup>9,8</sup>, L. Yi<sup>10,11</sup>, C. Zheng<sup>12</sup>,  
 C. Garcia-Quintero<sup>13,1,14</sup>, A. de Mattia<sup>15</sup>, L. Medina-Varela<sup>1</sup>,  
 J. L. Cervantes-Cota<sup>16</sup>, U. Andrade<sup>17,2</sup>, D. Huterer<sup>18</sup>,  
 H. E. Noriega<sup>7,19</sup>, G. Zhao<sup>10,11,20,21</sup>, A. Shafieloo<sup>3,4</sup>, W. Fang<sup>12</sup>,  
 S. Ahlen<sup>22</sup>, D. Bianchi<sup>23</sup>, D. Brooks<sup>24</sup>, E. Burtin<sup>25</sup>,  
 E. Chaussidon<sup>26</sup>, T. Claybaugh<sup>26</sup>, S. Cole<sup>27</sup>, A. de la  
 Macorra<sup>19</sup>, Arjun Dey<sup>28</sup>, K. Fanning<sup>29,30</sup>, S. Ferraro<sup>26,31</sup>,  
 A. Font-Ribera<sup>24,32</sup>, J. E. Forero-Romero<sup>33,34</sup>,  
 E. Gaztañaga<sup>35,36,37</sup>, H. Gil-Marín<sup>38,35,39</sup>, G. Gutierrez<sup>5</sup>,  
 C. Hahn<sup>40</sup>, K. Honscheid<sup>41,42,43</sup>, C. Howlett<sup>44</sup>, S. Juneau<sup>28</sup>,  
 D. Kirkby<sup>45</sup>, T. Kisner<sup>26</sup>, A. Kremin<sup>26</sup>, M. Landriau<sup>26</sup>,  
 L. Le Guillou<sup>46</sup>, A. Leauthaud<sup>47,48</sup>, M. E. Levi<sup>26</sup>, A. Meisner<sup>28</sup>,  
 R. Miquel<sup>49,32</sup>, J. Moustakas<sup>50</sup>, J. A. Newman<sup>51</sup>,  
 N. Palanque-Delabrouille<sup>15,26</sup>, W. J. Percival<sup>52,53,54</sup>,  
 C. Poppett<sup>26,55,31</sup>, F. Prada<sup>56</sup>, I. Pérez-Ràfols<sup>57</sup>,  
 A. J. Ross<sup>41,58,43</sup>, G. Rossi<sup>59</sup>, E. Sanchez<sup>60</sup>, D. Schlegel<sup>26</sup>,  
 M. Schubnell<sup>18,2</sup>, H. Seo<sup>61</sup>, D. Sprayberry<sup>28</sup>, G. Tarlé<sup>2</sup>,  
 M. Vargas-Magaña<sup>19</sup>, B. A. Weaver<sup>28</sup>, R. H. Wechsler<sup>29,62,30</sup>,  
 C. Yèche<sup>15</sup>, P. Zarrouk<sup>46</sup>, R. Zhou<sup>26</sup>, H. Zou<sup>10</sup>

Affiliations are in Appendix C

E-mail: [mishak@utdallas.edu](mailto:mishak@utdallas.edu)

**Abstract.** We present cosmological constraints on deviations from general relativity (GR) from the first-year of clustering observations from the Dark Energy Spectroscopic Instrument (DESI) in combination with other available datasets including the CMB data from Planck with CMB-lensing from Planck and ACT, BBN constraints on the physical baryon density, the galaxy weak lensing and clustering from DESY3 and supernova data from DESY5. We first consider the  $\mu(a, k)$ - $\Sigma(a, k)$  modified gravity (MG) parameterization (as well as  $\eta(a, k)$ ) in a  $\Lambda$ CDM and a  $w_0w_a$ CDM cosmological backgrounds. Using a functional form for time-only evolution gives  $\mu_0 = 0.11^{+0.44}_{-0.54}$  from DESI(FS+BAO)+BBN and a wide prior on  $n_s$ . Using DESI(FS+BAO)+CMB+DESY3+DESY5-SN, we obtain  $\mu_0 = 0.05 \pm 0.22$  and  $\Sigma_0 = 0.008 \pm 0.045$  and similarly  $\mu_0 = 0.02^{+0.19}_{-0.24}$  and  $\eta_0 = 0.09^{+0.36}_{-0.60}$ , in an  $\Lambda$ CDM background. In  $w_0w_a$ CDM we obtain  $\mu_0 = -0.24^{+0.32}_{-0.28}$  and  $\Sigma_0 = 0.006 \pm 0.043$ , consistent with GR, and we still find a preference of the data for a dynamical dark energy with  $w_0 > -1$  and  $w_a < 0$ . Using functional dependencies in both time and scale gives  $\mu_0$  and  $\Sigma_0$  with a same level of precision as above but other scale MG parameters remain hard to constrain. We then move to binned parameterizations in a  $\Lambda$ CDM background starting with two bins in redshift and obtain,  $\mu_1 = 1.02 \pm 0.13$ ,  $\mu_2 = 1.04 \pm 0.11$ ,  $\Sigma_1 = 1.021 \pm 0.029$  and  $\Sigma_2 = 1.022^{+0.027}_{-0.023}$ , all consistent with the unity value of GR in the binning formalism. We then extend the analysis to combine two bins in redshift and two in scale giving 8 MG parameters that we find all consistent with GR. We note that we find here that the tension reported in previous studies about  $\Sigma_0$  being inconsistent with GR when using Planck PR3 data goes away when we use the recent LoLLiPoP+HiLLiPoP likelihoods. As noted in previous studies, this seems to indicate that the tension is indeed related to the CMB lensing anomaly in PR3 which is also resolved when using the recent likelihoods. We then constrain the class of Horndeski theory in the effective field theory of dark energy approach. We consider both EFT-basis and  $\alpha$ -basis in the analysis. Assuming a power law parameterization for the EFT function  $\Omega$ , which controls non-minimal coupling, we obtain  $\Omega_0 = 0.012^{+0.001}_{-0.012}$  and  $s_0 = 0.996^{+0.54}_{-0.20}$  from the combination of DESI(FS+BAO)+DESY5SN+CMB in a  $\Lambda$ CDM background, which are consistent with GR. Similar results are obtained when using the  $\alpha$ -basis, where we constrain  $c_M < 1.14$  at 95% CL in a  $\Lambda$ CDM background, also in agreement with GR.

---

## Contents

<b>1</b>	<b>Introduction</b>	<b>1</b>
<b>2</b>	<b>Data and Methodology</b>	<b>3</b>
2.1	DESI DR1 data and full-shape measurements	3
2.2	External datasets	5
2.3	Cosmological inference, likelihoods and modeling	6
<b>3</b>	<b>Constraints on modified gravity functions <math>\mu(z, k)</math>, <math>\Sigma(z, k)</math> and <math>\eta(z, k)</math></b>	<b>8</b>
3.1	Perturbed Einstein's equations and MG parameter formalism	8
3.2	Functional forms of MG parameterizations	10
3.2.1	Results for redshift-dependent MG functions in $\Lambda$ CDM and $w_0w_a$ CDM backgrounds	11
3.2.2	Results for redshift and scale dependent MG functions in $\Lambda$ CDM and $w_0w_a$ CDM backgrounds	19
3.3	Binned MG parameterizations	20
3.3.1	Results for binning in redshift in $\Lambda$ CDM and $w_0w_a$ CDM backgrounds	21
3.3.2	Results for binning in redshift and scale in $\Lambda$ CDM and $w_0w_a$ CDM backgrounds	24
<b>4</b>	<b>Constraints on MG EFT/alpha parameterization</b>	<b>25</b>
4.1	EFT-basis	26
4.1.1	Results in $\Lambda$ CDM background	27
4.1.2	Results in $w_0w_a$ CDM background	29
4.2	$\alpha$ -basis	30
4.2.1	Results in $\Lambda$ CDM background	32
4.2.2	Results in $w_0w_a$ CDM background	33
<b>5</b>	<b>Conclusions</b>	<b>36</b>
<b>6</b>	<b>Data Availability</b>	<b>38</b>
<b>A</b>	<b>Constraints and comparison using ShapeFit results</b>	<b>40</b>
<b>B</b>	<b>Projection effects in the context of modified gravity</b>	<b>41</b>
<b>C</b>	<b>Author Affiliations</b>	<b>53</b>

---

## 1 Introduction

A pillar of our standard model of cosmology is the general relativity theory of gravity that was proposed over a century ago by Einstein [1]. The model and its foundational theory have since flourished through a lot of successes in making predictions that continue to be confirmed by various astronomical observations [2–4]. However, the problem of cosmic acceleration and the dark energy associated with it, as well as the tedious problems of the cosmological constant, have motivated further the question of testing general relativity at cosmological scales [5–11].

Is cosmic acceleration the symptom of an extension or deviation from general relativity? Or is it a hint for a new understanding of our notion of space and time? Moreover, it is worth noting that testing general relativity on cosmological scales is an appealing endeavor on its own right with all the high precision data that is accumulating from many surveys [12–17]. Testing general relativity on cosmological scales has been the subject of a tremendous effort within the cosmology community and we refer the reader to multiple reviews on the subject and the references therein [18–22].

From the multitude of works done on this subject in the last two decades, three major approaches to testing general relativity in cosmology have emerged. The first approach is to add to the perturbed Einstein equations some physically motivated phenomenological parameters or functions that are free to vary and are constrained from fits to the data. Such parameters are predicted by general relativity to take some specific known values. The goal then becomes to try to measure if these parameters take values that are different from those predicted by the theory of general relativity. Then, significant deviations may either point out to systematics in the data that have not been accounted for yet, or indicate a deviation in the underlying theory of gravity away from general relativity. An advantage of this approach is that we do not need to know in advance what the potential of the exact modified gravity model is. In this sense, this approach is more general and rather than looking for any deviations from general relativity as a first step and then if such a departure is found, one can use such new values to investigate what models could be associated with such modified gravity signatures. Additionally, there are systematic approaches for constructing parameterized forms, such as those used in effective field theories of dark energy and modified gravity (see e.g., [23, 24]). Despite the advantages of this approach, some modified gravity models feature degrees of freedom that cannot be captured by such parameterizations. Another promising possibility is to employ non-parametric methods to reconstruct the time evolution of the modified gravity functions directly from the data [e.g., 25–32, and references therein].

The second approach is to analyze specific modified gravity models that are consistent theories on their own, or the low energy limit of what may be conceived as a more fundamental description of nature. Among theories which have driven interest in cosmology in recent years are those that exhibit a screening of these modifications on certain environments or scales, such as the popular  $f(R)$  or nDGP. The following reviews describe in more detail the different categories behind some of these gravity theories, see e.g. [18, 33]. A known difficulty in this second type of analyses is that they require to derive non trivial specific cosmological observables and functions to be able to confront them to observations. Also, when it comes to available cosmological simulations, such modified gravity models are far behind  $\Lambda$ CDM simulations [34] and computational frameworks have also not been raised to the same sophistication level or code-running speed as in  $\Lambda$ CDM. For some of these models, it remains a challenge to compare them to the full CMB data or the weak lensing and galaxy clustering data and their cross-correlation. Nevertheless, such specific models can allow one to study gravity beyond the limited orders of phenomenological parameterization approaches.

A third method that could be looked at as being an indirect method is that of analyzing and quantifying tensions and discordance between cosmological parameters within the standard model as determined by different datasets, see e.g. [35–41]. The detection and quantification of such a significant inconsistency would signal a problem with the standard model used and its underlying theory of gravity. Studies for this third approach are complementary and usually try to motivate the need for going to extended models to alleviate discordance such as the Hubble tension or the amplitude of matter fluctuation (see e.g [42–49]

for modified gravity models that aim to alleviate cosmological tensions).

In this paper, we focus on the first approach, i.e. parameterizations of deviations from general relativity to test gravity using clustering data from the Dark Energy Spectroscopic Instrument (DESI), in combination with other datasets.

DESI is an instrument on the Mayall telescope capable of capturing thousands of simultaneous spectra during each sky exposure, aided by 5000 positioners on the focal plane [50–54] and 9 spectrographs with a spectral resolution ranging from 2000 to 5000 over the wavelength range of 3600 to 9800 Angstroms [55]. Among many interesting scientific cases (see, for example, [56–58]), DESI has the potential to test gravity using various estimators across targets spanning multiple redshift bins [34, 57]. In particular, DESI’s full shape clustering measurements trace the growth rate of large scale structure in the universe which is sensitive to the underlying theory of gravity. The growth of large-scale structure is able to distinguish between gravity theories even if they have exactly the same expansion history and can thus act as a discriminant between such theories.

We explore various combinations of DESI with other datasets such as redshifts and distances to supernovae, the cosmic microwave background (CMB) radiation temperature and polarization data as well as CMB lensing, constraints on the baryons physical density from the Big Bang Nucleosynthesis (BBN), the weak lensing and clustering data and their cross-correlation from the Dark Energy Survey (DES).

The paper outline is as follows. In [Section 2](#), we describe the datasets and the inference methodology we use. In [Section 3](#), we constrain physically motivated phenomenological parameters that are added to the perturbed Einstein gravitational field equations including functional and binned forms for time and scale evolution. In the following [Section 4](#), we constrain the parameters of the EFT parameterization of modified gravity. We conclude in [Section 5](#).

## 2 Data and Methodology

This work uses the observations of DESI’s Data Release 1 (DR1, [59]), which covers the first year of observations in the main survey. The main survey began in May 2021, following a successful survey validation campaign with its associated data release [60, 61], which included a detailed characterization of the extra-galactic target selection [62] and visual inspections [63, 64].

The DESI 2024 results using DR1 focus on the separate two point statistics measurements: Baryonic Acoustic Oscillations (BAO) and the full-shape of the power spectrum. These two point measurements were extensively validated, as described in [65] for the galaxy and quasar sample, and in [66, 67] for the Lyman alpha forest (Lya). A first group of publications centers around galaxy [68] and Lya [67] BAO measurements, along with its cosmological parameter inference [69]. Accompanying this work, a second set of publications explores the full-shape using galaxies and quasars [70] and the corresponding impact on cosmological models [71].

### 2.1 DESI DR1 data and full-shape measurements

The measurements adopted by DESI’s DR1 are derived from the redshifts and positions of over 4.7 million unique galaxies and QSOs observed over a  $\sim 7,500$  square degree footprint covering the redshift range  $0.1 < z < 2.1$ . These discrete tracers, described in detail in [70], are broken into four target classes: 300,017 galaxies from the magnitude-limited bright

galaxy survey (BGS, [72]); 2,138,600 luminous red galaxies (LRG, [73]); 1,415,707 emission line galaxies (ELG, [74]) and 856,652 quasars (QSO, [75]) (see Table 1 of [70]). These four tracers are split into six redshift bins: one bin with the BGS ( $0.1 < z < 0.4$ ), three bins with the LRGs ( $0.4 < z < 0.6$ ,  $0.6 < z < 0.8$ , and  $0.8 < z < 1.1$ ), one bin with the ELGs ( $1.1 < z < 1.6$ ), and one redshift bin with the QSOs ( $0.8 < z < 2.1$ ). The power spectrum in each redshift bin is subsequently computed as described below.

We complement the information from discrete tracers with that from the Ly $\alpha$  forest — features in the spectra of distant QSOs that are sensitive to the large-scale structure in the intergalactic medium. Measurements of the 3D correlation function of the DR1 Ly $\alpha$  forest data are presented in [67]. We currently only use the baryon acoustic oscillation information in the large-scale clustering of the Ly $\alpha$  forest to constrain the background geometry, and do not provide a measurement of growth.

Power-spectrum measurements, including the treatment and control of systematic errors that include sky masks, fiber-assignment completeness, imaging systematics, redshift systematics, and other sources of error are all described in [65]. In brief, we measure the monopole, quadrupole and hexadecapole of the Fourier-space power spectra, as they quantify the information imprinted by redshift-space distortions. These measurements are obtained with the Yamamoto estimator [76] that was implemented in PYPOWER.<sup>1</sup> The power-spectrum measurements are obtained from the galaxy catalogs (“data”) and from synthetically generated catalogs with random distribution of points (“randoms”) to which we assign the same selection as for the data. We also use the random catalog to compute the window matrix [77, 78] that relates the measured power spectrum multipoles to the theory power spectrum prediction. We make use of the power-spectrum measurements in wavenumber range  $0.02 < k/(h^{-1}\text{Mpc}) < 0.2$ , adopting the binning width of  $\Delta k = 0.005 h \text{Mpc}^{-1}$ . We only use the monopole and quadrupole of the power spectrum for our cosmological tests as the hexadecapole did not pass the systematics tests [70].

To obtain the cosmological tests, we employ the methodology that was described in [70, 71], and we summarize the approach here. The essential element are the “full-shape” measurements, that is, measurements of the monopole and quadrupole in redshift bins as a function of scale. The full-shape measurements rely on a perturbation-theory model that directly fits to power-spectrum multipoles. In the perturbative expansion, the growth of structure is treated systematically by expanding order-by-order in the amplitude of the initial fluctuations, with nonlinearities at small scales encoded using a series of “counterterms” that are constrained by the symmetries of the equations of motion. This so-called “effective-field theory” approach also consistently treats the fact that the objects that we utilize (galaxies, quasars, and the Ly $\alpha$  forest) are biased tracers of the large-scale structure. Our approach has been described and developed in some detail in [79–82] and references therein, and validated via the comparison of several perturbation theory codes, and to a series of simulations, in [70, 83]. As a default, we use the Eulerian perturbation theory implementation in `velocileptors` [84].

We combine these full-shape measurements with BAO measurements obtained from post-reconstruction correlation functions [68] for all six redshift bins. To combine power spectrum and BAO measurements, we compute the complete covariance matrix that covers the power spectrum measurements, the post-reconstruction BAO parameters, and their mutual correlation (for more details, refer to Sec 2.3.1 of [71]).

---

<sup>1</sup><https://github.com/cosmodesi/pypower>

The total log-likelihood is sum of log-likelihood for the six redshift bins and the Ly $\alpha$  BAO log-likelihood [67], closely following the methodology outlined in our DR1 Full-Shape analysis [71].

## 2.2 External datasets

We use the same external datasets as the key DESI DR1 cosmology papers [69, 71], and summarize them as follows.

- **Cosmic Microwave Background (CMB)**: We employ the official Planck 2018 high- $\ell$  TTTEEE (`plik`) likelihood, supplemented with the low- $\ell$  TT (`Commander`) and EE (`SimAll`) likelihoods. In addition to the temperature and polarisation anisotropies, we also include measurements of the lensing potential auto-spectrum  $C_\ell^{\phi\phi}$  from Planck’s NPIPE PR4 CMB maps [85], in combination with lensing measurements from the Atacama Cosmology Telescope (ACT) Data Release 6 (DR6) [86, 87]. Specifically, we use `cobaya`’s public implementation, using the `actplanck_baseline` option<sup>2</sup>. Finally, whenever relevant, we will also report the constraints using two updated likelihood releases of the Planck data Camspec [88, 89] and LoLLiPoP-HiLLiPoP [90, 91], based on the PR4 CMB maps.
- **Type Ia supernovae (SN Ia)**: We use the DES-SN5YR dataset, a compilation of 194 low-redshift SN Ia ( $0.025 < z < 0.1$ ) and 1635 photometrically classified SN Ia covering the range  $0.1 < z < 1.3$  [92]. Since supernovae are not expected to significantly affect the constraints on modified gravity models when combined with DESI and CMB data, we have opted to utilize just this one SN Ia dataset, and not three datasets (i.e. we do not use PantheonPlus [93] or Union 3 compilation [94]) which we employ when we constrain dark energy (in general relativity) in our companion paper [71]. We chose this sample just for simplicity and to avoid unnecessary repetitions of results in the case of modified gravity.
- **Weak Gravitational Lensing (WL)**: We follow the MG analysis by DES [12], and utilize the results from DES Year 3, which include the combined measurements of cosmic shear, galaxy-galaxy lensing, and galaxy clustering, which we refer to as the “DESY3 (3 $\times$ 2-pt)” analysis. In line with this, we do not apply the Limber approximation for galaxy clustering on large angular scales, but rather follow the exact method described in [95]. The DESY3 (3 $\times$ 2-pt) analysis was conducted using source galaxies in four redshift bins [0, 0.36, 0.63, 0.87, 2.0] and lens galaxies from the Maglim sample in the first four redshift bins [0.20, 0.40, 0.55, 0.70, 0.85, 0.95, 1.05]. To confine the 3 $\times$ 2-pt data to linear scales and improve constraints on MG parameters, we apply conservative cuts consistent with the DES linear scale cuts and set `use_Weyl=true`.
- **Big Bang Nucleosynthesis (BBN)** We add the prior on the physical baryon density,  $\Omega_b h^2$ , coming from Big Bang Nucleosynthesis in the dataset combinations that do not include the CMB information. Measurements of light elements abundances from BBN, specially deuterium (D) and Helium ( $^4\text{He}$ ), constrain the baryon density. However, this depends on details of the theoretical framework, particularly the crucial input of nuclear interaction cross-sections. We adopt the results obtained in a recent analysis [96] that made use of the `PRyMordial` code [97] to recompute the predictions while

---

<sup>2</sup>For details, visit [https://github.com/ACTCollaboration/act\\_dr6\\_lenslike](https://github.com/ACTCollaboration/act_dr6_lenslike).

marginalizing over uncertainties in the reaction rates. We utilize the joint constraint on  $\Omega_b h^2$  and the number of relativistic species  $N_{\text{eff}}$ ,<sup>3</sup> and fix the latter parameter to its fiducial value of 3.044; the resulting projected constraint on the physical baryon density is  $\omega_b \equiv \Omega_b h^2 = 0.02198 \pm 0.00053$ . When we combine DESI with the CMB data, however, we do not use the BBN prior on  $\Omega_b h^2$  as this parameter is tightly constrained by the CMB.

### 2.3 Cosmological inference, likelihoods and modeling

Our inference approach follows the methodology described in the two DESI DR1 cosmology papers [69] but as in [71], we include a larger number of nuisance parameters specific to the full-shape analysis. We employ the cosmological inference software `cobaya` [98, 99], incorporating the DES-SN5YR likelihood along with our DESI likelihood, `desilike`. For CMB likelihoods, we utilize public packages that are either part of the `cobaya` distribution or available from the respective research teams.

For our modified gravity parameterizations including functional and binning methods, we use the `ISiTGR` (Integrated Software in Testing General Relativity) code [100, 101], which is built on `CAMB` [102, 103], and is also integrated within `cobaya` through a Python-wrapper described in [104]. `ISiTGR` can run on a  $\Lambda$ CDM or dynamical dark energy background and allows for time-dependent equation of state as well as a spatially flat or curved background. It has been tested to provide a consistent implementation of anisotropic shear to model massive neutrinos throughout the full formalism. It allows to use functional, binned and hybrid time- and scale-dependencies for MG parameters.

We perform Bayesian inference using the Metropolis-Hastings MCMC<sup>4</sup> sampler [106, 107] within `cobaya`.

**Table 1** provides a summary of the cosmological parameters sampled in different runs and the priors applied to them. For the basic DESI (FS+BAO) analysis in the  $\Lambda$ CDM background model, we vary five key cosmological parameters: Hubble constant ( $H_0$ ), physical densities of baryons ( $\Omega_b h^2$ ) and cold dark matter ( $\Omega_{\text{cdm}} h^2$ ), and the amplitude ( $A_s$ ) and spectral index ( $n_s$ ) of the primordial density perturbations. When incorporating the CMB likelihood, we replace  $H_0$  with  $\theta_{\text{MC}}$ , an approximation of the acoustic angular scale  $\theta_*$ , and include the optical depth to reionization parameter ( $\tau$ ). In the dynamical dark-energy background model ( $w_0 w_a$ CDM), we introduce two additional parameters:  $w_0$  and  $w_a$ . Additionally, we account for a set of nuisance parameters necessary to describe the full-shape clustering signal. Detailed descriptions of the DESI FS nuisance parameters can be found in [70], and they are listed at the bottom of **Table 1**. In the same table we also summarize the modified gravity parameters and their priors; we introduce the definitions of some of these parameters in the respective sections and subsections.

Although we provide results for DESI (FS+BAO)+BBN+ $n_{s10}$  data for completeness, we provide various combinations of datasets where projection effects are expected to be effectively mitigated (see [70] and [71]). Projection effects have been extensively explored in

<sup>3</sup>The  $2 \times 2$  covariance matrix in  $\Omega_b h^2$  and  $N_{\text{eff}}$ , and their respective central values, are available at <https://tinyurl.com/29vzc592>.

<sup>4</sup>We require a convergence of  $R - 1 \leq 0.01$  for MCMC chains for the large majority of the  $\mu - \Sigma$  and  $\mu - \eta$  parameterizations. However, for a few combinations, and in particular with the new Planck likelihood `LoLLiPoP-HiLLiPoP`, the chains converge at a slower rate than those using PR3. We required for those  $R - 1 \leq 0.03$ . Also, for the case of EFT parameterization, the chains run at a much slower rate and we required  $R - 1 \leq 0.03$  for the EFT-basis, but for the  $\alpha$ -basis we accepted  $R - 1 \leq 0.1$ , similar to other works, see e.g. Ref. [105].



the [70] analysis and then further discussed for beyond  $\Lambda$ CDM (i.e.  $w_0w_a$ CDM) in [71]. In models beyond  $\Lambda$ CDM, when using combinations of datasets that included both CMB and Supernova data sets with DESI (and also DES Y3 data here), such projection effects were found to be effectively mitigated. We mainly focus here on results where we have used the combination DESI+CMB+DESY3+DESY5SN, but for less constraining combinations like DESI+BBN+ns10 or DESI+CMB results should be taken with some caution.

The reason that the projection effects are much more pronounced in the FS+BAO constraints in  $w_0w_a$ CDM than in the equivalent BAO-alone analysis [69] is the presence of many additional nuisance parameters in the full-shape analysis which allow additional freedom and open new degeneracy directions.

For the EFT-basis modified gravity inference, we utilize the `EFTCAMB` [108, 109] code which implements the EFT action in the Boltzmann code `CAMB` [102, 103]. For the properties functions ( $\alpha$ -basis), we use the publicly available `mochiclass` [110], a recently released branch of the code `hi_class` [111, 112]. We interfaced `EFTCAMB` and `mochiclass` with the MCMC sampler `cobaya` to perform Bayesian inference.

For the DESY3  $3\times 2$ -pt analysis, we employ a likelihood that we specifically tailored for our modified gravity analyses. The likelihood has been validated against the DESY3 modified-gravity results from [12] and it is noteworthy that we also made the same scales cuts as this paper limiting the data to linear scales where our theoretical modeling and parameterizations are valid. This likelihood has been integrated into our main pipeline using `desilike` and `cobaya`.

It is worth noting that the perturbation theory employed for the full shape analysis here relies on the commonly used Einstein-de Sitter (EdS) kernels. This approach is valid when the growth rate and the matter density parameter are related by  $f^2 = \Omega_m$ . In  $\Lambda$ CDM and similar dark energy models, where  $f \approx \Omega_m^{6/11}$  provides an excellent approximation, the use of EdS kernels is generally considered harmless. However, this assumption does not always hold in MG models. For instance, the normal branch of DGP gravity has been constrained in using a more accurate set of kernels [113]. Various other works have explored scale-independent modified gravity models (where the linear growth function depends only on time). For scale-dependent models, the situation becomes even more complex (see, e.g., [114, 115]), and it was only very recently that the first constraints to the  $f(R)$  model using the power spectrum were found [116].

We tested our approximation given by the EdS kernels when we fit the model given by Eq.(3.6) below, with  $c_1 = \lambda = 0$ , that is, its scale-independent version. We compared power spectrum outputs of the code `fkpt`<sup>5</sup> [117], that in the case of scale-independent MG, utilizes the full, correct kernels in MG, against the code utilizing EdS kernels. We estimated the ratio between the power spectra with the full kernels versus the EdS ones. We considered the first three multipoles,  $\ell = 0, 2$  and  $4$ , for several values of  $\mu_0$  and redshift. For example, in the particular case on which the modified gravity parameter  $\mu_0 = 0.5$ , at redshift  $z = 0.3$ , we find that the difference in the monopole is smaller than the 2% for scales  $k < 0.2 h \text{ Mpc}^{-1}$ . For the quadrupole, the difference increases to the 4%. We also considered the hexadecapole for future references which reaches up to the 6%, although we never fit it in this work. At larger redshifts, or values of the parameter  $\mu_0$  closer to zero, the differences are even smaller. Hence, we are reporting an extreme case. Such analysis demonstrates that the use of EdS is safe within DESI DR1, provided that the deviations from GR give kernel differences with

---

<sup>5</sup><https://github.com/alejandroaviles/fkpt>

EdS remain small within the scale-independent version of the model given by Eq.(3.6) and we work within such an assumption. In the case of scale-dependent MG the growth rate also becomes scale-dependent. Although, in principle, the perturbative technique should be modified to include the factors  $f(k, t)$  [117], for simplicity, we choose to use the same pipeline as in the rest of the paper. This approach is expected to be accurate for small deviations from GR. Finally, we also note that our method relies on linear parameterizations only, in that sense our approach is not complete at quasi-linear scales. However, there are multiple ways to extend beyond linear order, even while enforcing physically motivated symmetries, see e.g. [118, 119]. It is worth noticing that these additional terms only influence the theoretical power spectrum through loop contributions, which are likely to be minimal for theories that are close to GR. Hence, in this work we are assuming that such (unspecified) non-linear terms can be neglected.

### 3 Constraints on modified gravity functions $\mu(z, k)$ , $\Sigma(z, k)$ and $\eta(z, k)$

#### 3.1 Perturbed Einstein's equations and MG parameter formalism

Following standard practices in the field, we introduce physically motivated phenomenological parameters for modified gravity (MG) into the perturbed Einstein Field Equations (EFEs) and constrain them using observational data to test any deviation from the predictions of general relativity (GR). For further details, see, e.g., the reviews [18, 19, 21] and references therein.

We adopt the conformal Newtonian gauge for the flat Friedmann–Lemaître–Robertson–Walker metric with scalar perturbations. The line element in this gauge is:

$$ds^2 = a(\tau)^2[-(1 + 2\Psi)d\tau^2 + (1 - 2\Phi)\delta_{ij}dx^i dx^j], \quad (3.1)$$

where  $\Psi$  and  $\Phi$  are the two gravitational potentials and  $\tau$  is the conformal time.

The EFEs for this metric yield two evolution equations that describe how the gravitational potentials couple to the matter-energy content of spacetime. The first equation is a relativistic version of the Poisson equation in Fourier space, which, in the late universe when anisotropic stresses are negligible, simplifies to:

$$k^2\Psi = -4\pi G a^2 \mu(a, k) \sum_i \rho_i \Delta_i, \quad (3.2)$$

where  $\rho_i$  is the density of the matter species  $i$ , and  $\Delta_i$  is the gauge-invariant, rest-frame overdensity for species  $i$ . This equation governs the growth of linear structures in the universe.

The phenomenological function  $\mu(a, k)$  introduces scale and redshift dependencies to the gravitational coupling strength, thus modifying the growth rate of structure. This parameter is associated with the clustering of massive particles, and DESI directly constrains it through clustering measurements.

The second equation relates the two gravitational potentials,  $\Phi$  and  $\Psi$ . In GR, these potentials are expected to be nearly equal at late times, as anisotropic stresses become negligible. However, in MG models, they can differ even in the late universe. This deviation is typically parameterized using the gravitational slip parameter:

$$\eta(a, k) \approx \frac{\Phi}{\Psi}. \quad (3.3)$$

data or model	parameter	default	prior	comment
<b>DESI (<math>\Lambda</math>CDM)</b>	$H_0$ (km s $^{-1}$ Mpc $^{-1}$ )	—	$\mathcal{U}[20, 100]$	—
	$\omega_b$	—	$\mathcal{N}(0.02218, 0.00055^2)$	BBN prior
	$n_s$	—	$\mathcal{N}(0.9649, 0.042^2)$	Planck 10 $\sigma$
	$\omega_{\text{cdm}}$	—	$\mathcal{U}[0.001, 0.99]$	—
	$\ln(10^{10} A_s)$	—	$\mathcal{U}[1.61, 3.91]$	—
<b>CMB (<math>\Lambda</math>CDM)</b>	$100\theta_{\text{MC}}$	—	$\mathcal{U}[0.5, 10]$	—
	$\tau$	0.0544	$\mathcal{U}[0.01, 0.8]$	—
	$\omega_b$	—	$\mathcal{U}[0.005, 0.1]$	no BBN prior
	$n_s$	—	$\mathcal{U}[0.8, 1.2]$	no 10 $\sigma$ prior
<b>Beyond <math>\Lambda</math>CDM</b> (dynamical DE)	$w_0$	−1	$\mathcal{U}[-3, 1]$	—
	$w_a$	0	$\mathcal{U}[-3, 2]$	—
(redshift dependence)	$\mu_0$	0	$\mathcal{U}[-3, 3]$	—
	$\Sigma_0$	0	$\mathcal{U}[-3, 3]$	—
	$\eta_0$	0	$\mathcal{U}[-3, 3]$	—
(for scale dependence)	$\lambda$	0	$\mathcal{U}[-5, 5]$	—
	$c_1$	1	$\mathcal{U}[-5, 5]$	—
	$c_2$	1	$\mathcal{U}[-5, 5]$	—
(redshift-only binning)	$\mu_1, \mu_2$	1	$\mathcal{U}[-3, 3]$	—
	$\Sigma_1, \Sigma_2$	1	$\mathcal{U}[-3, 3]$	—
(redshift & scale binning)	$\mu_1, \mu_2, \mu_3, \mu_4$	1	$\mathcal{U}[-3, 3]$	—
	$\Sigma_1, \Sigma_2, \Sigma_3, \Sigma_4$	1	$\mathcal{U}[-3, 3]$	—
( $\alpha$ -basis)	$c_M$	0	$\mathcal{U}[-10, 10]$	—
	$c_B$	0	$\mathcal{U}[-10, 10]$	—
(EFT-basis)	$\tilde{\Omega}_0$	0	$\mathcal{U}[-1, 1]$	—
	$s_0$	0	$\mathcal{U}[-5, 5]$	—
<b>nuisance (DESI)</b>	$(1 + b_1)\sigma_8$		$\mathcal{U}[0, 3]$	each $z$ -bin
	$b_2\sigma_8^2$		$\mathcal{N}[0, 5^2]$	each $z$ -bin
	$b_s\sigma_8^2$		$\mathcal{N}[0, 5^2]$	each $z$ -bin
	$\alpha_0$		$\mathcal{N}[0, 12.5^2]$	analytic
	$\alpha_2$		$\mathcal{N}[0, 12.5^2]$	analytic
	$\text{SN}_0$		$\mathcal{N}[0, 2^2]$	analytic
	$\text{SN}_2$		$\mathcal{N}[0, 5^2]$	analytic

**Table 1:** Parameters and priors used in the analysis. All of the priors are flat in the ranges given. Here,  $\mathcal{U}$  refers to a uniform prior in the range given, while  $\mathcal{N}(x, \sigma^2)$  refers to the Gaussian normal distribution with mean  $x$  and standard deviation  $\sigma$ . In addition to the flat priors on  $w_0$  and  $w_a$  listed in the table, we also impose the requirement  $w_0 + w_a < 0$  in order to enforce a period of high-redshift matter domination. Similarly, modified gravity parameters  $\mu_0$  and  $\Sigma_0$  are imposed an extra prior  $\mu_0 < 2\Sigma_0 + 1$  (see [Section 3.2](#)). Bias parameters  $(1 + b_1)\sigma_8$ ,  $b_2\sigma_8^2$  and  $b_s\sigma_8^2$  are independent within each tracer and redshift bin, as well as counter-terms  $\alpha_0$ ,  $\alpha_2$  and stochastic parameters  $\text{SN}_0$ ,  $\text{SN}_2$ , which are marginalized over analytically. Refer to Ref. [\[70\]](#) for detailed discussions of DESI FS nuisance parameters. Note that the BBN and  $n_s$  priors are added as a default in the DESI (FS+BAO) analysis and noted as DESI (FS+BAO)+BBN+ $n_{s10}$ , but dropped when DESI data is combined with the CMB.

By combining the two equations above, we derive an expression particularly relevant to the motion of massless particles in a gravitational field. This equation is especially important

for gravitational lensing surveys and takes the form:

$$k^2(\Phi + \Psi) = -8\pi G a^2 \Sigma(a, k) \sum_i \rho_i \Delta_i. \quad (3.4)$$

Here, in the left-hand side,  $(\Phi + \Psi)$ , represents twice the Weyl potential, which governs the motion of massless particles. The right-hand side introduces the MG parameter  $\Sigma(a, k)$ , which modifies the equation from its GR-based form.

At low redshift, where the anisotropic stress induced by free-streaming particles can be safely neglected, these MG parameters are related by,

$$\Sigma(a, k) = \frac{\mu(a, k)}{2} (\eta(a, k) + 1). \quad (3.5)$$

In GR, these MG functions  $\mu(a, k)$ ,  $\Sigma(a, k)$  and  $\eta(a, k)$  are predicted to be just one, leaving the perturbed EFEs unchanged from their standard form.

Lastly, we note that our parameterization using  $\mu$ ,  $\Sigma$  and  $\eta$  are defined at the linearly perturbed EFEs level. For DESI (FS+BAO), the scale cuts applied in the full-shape analysis [71] ensure that nonlinear terms are small, specifically the one-loop terms in the effective field theory expansion. Indeed, the `velocileptors` method used in the DESI full-shape analysis has been compared with the MG non-linear code `fkpt` [117], demonstrating good agreement in loop corrections for small departures from GR. Moreover, the external data we use also rely on linear scales or has been reduced to them: SNIa and the CMB data are inherently linear; CMB lensing is almost entirely within the linear regime; and for the DESY3 ( $3 \times 2$ -pt) data, we apply the same conservative scale cuts as in the DES MG paper [12], limiting the data to linear scales. Accordingly, our analyses here on modified gravity are based on linear scales where these parameterizations are well-defined.

### 3.2 Functional forms of MG parameterizations

We consider a functional form of the MG parameters that includes both time and scale dependencies following previous works and based on the same motivation to seek whether modified gravity can be associated with the observed late time cosmic acceleration. The time dependence is often parameterized using a proportionality to the time evolution of the dark energy density parameter  $\Omega_{\text{DE}}(a)$ , e.g. [120, 121]. For scale, it was shown in [122, 123] that within the quasi-static approximation, a specific scale dependence for the MG parameters in the form of ratios of polynomials in the wave number,  $k$ , can be adequate to capture such a dependence. We therefore use the following forms (that were also used in, e.g., [15, 122, 124, 125]) to represent ratios of polynomials in  $k$

$$\mu(a, k) = 1 + \mu_0 \frac{\Omega_{\text{DE}}(a)}{\Omega_{\Lambda}} \left[ \frac{1 + c_1 (\lambda H(a)/k)^2}{1 + (\lambda H(a)/k)^2} \right] \quad (3.6)$$

and

$$\Sigma(a, k) = 1 + \Sigma_0 \frac{\Omega_{\text{DE}}(a)}{\Omega_{\Lambda}} \left[ \frac{1 + c_2 (\lambda H(a)/k)^2}{1 + (\lambda H(a)/k)^2} \right]. \quad (3.7)$$

where the MG parameters  $\mu_0$ , and  $\Sigma_0$  take the value of zero in GR.

It is noteworthy to mention that while these forms of time and scale dependencies have been widely used in the literature and can serve for constraints and comparison with other

works, they may have limitations and, like any other phenomenological parameterizations, maybe not cover all MG models, see e.g. [126]. Further discussions of phenomenological parameterizations including functional and binning forms can be found in, e.g. [18, 19, 21].

We note that the scale-dependent parameterization satisfies the limiting case that at high- $k$  (small scales),  $\mu(a) - 1 \rightarrow \mu_0 \Omega_{\text{DE}}(a)/\Omega_\Lambda$  and  $\Sigma(a) - 1 \rightarrow \Sigma_0 \Omega_{\text{DE}}(a)/\Omega_\Lambda$ . Whilst for low- $k$  (large scales),  $\mu(a) - 1 \rightarrow \mu_0 c_1 \Omega_{\text{DE}}(a)/\Omega_\Lambda$  and  $\Sigma(a) - 1 \rightarrow \Sigma_0 c_2 \Omega_{\text{DE}}(a)/\Omega_\Lambda$ . Thus, the parameters  $c_1$  and  $c_2$  represent, respectively, the behavior of  $\mu$  and  $\Sigma$  at large scales. Since we are using units where we set the speed of light as  $c = 1$ , the factor  $H(a)/k$  becomes dimensionless. Finally, when one sets  $\lambda = 0$  and  $c_1 = c_2 = 1$ , this recovers the redshift-only dependence.

To finalize, we note that for the  $\mu_0 - \Sigma_0$  functional parameterization, we impose a hard prior  $\mu_0 < 2\Sigma_0 + 1$  when running our MCMC chain inference, as done in previous studies, see e.g. [12, 121]. This prior is necessary to circumvent the part of parameter space where MG software codes based on CAMB run randomly into numerical errors when integrating the evolution of perturbations. However, this prior does not affect the interpretation of results. This can be seen in our figures showing that when using DESI-only, a horizontal-band posterior is expected. Similarly, we see that the CMB-only contour do hit this prior. But for any other dataset combination, the contours are much smaller, and thus unaffected by this prior.

We also employ the parameterization  $\mu(a) - \eta(a)$  to run separate analyses for the case of redshift-only using the following functional form that is slightly different from the above one [15, 127, 128]:

$$\mu(a) = 1 + E_{11} \Omega_{\text{DE}}(a) \quad (3.8)$$

and

$$\eta(a) = 1 + E_{22} \Omega_{\text{DE}}(a), \quad (3.9)$$

where we assume again a time evolution of MG parameters to be proportional to dark energy density in the context of cosmic acceleration. The functions  $\mu(a)$  and  $\eta(a)$  take the value of one in GR. We report our results for this parameterization in terms of  $\mu_0 \equiv \mu(a = 1) - 1$  and  $\eta_0 \equiv \eta(a = 1) - 1$  which are determined from  $E_{11}$ ,  $E_{22}$  and the dark energy density today.

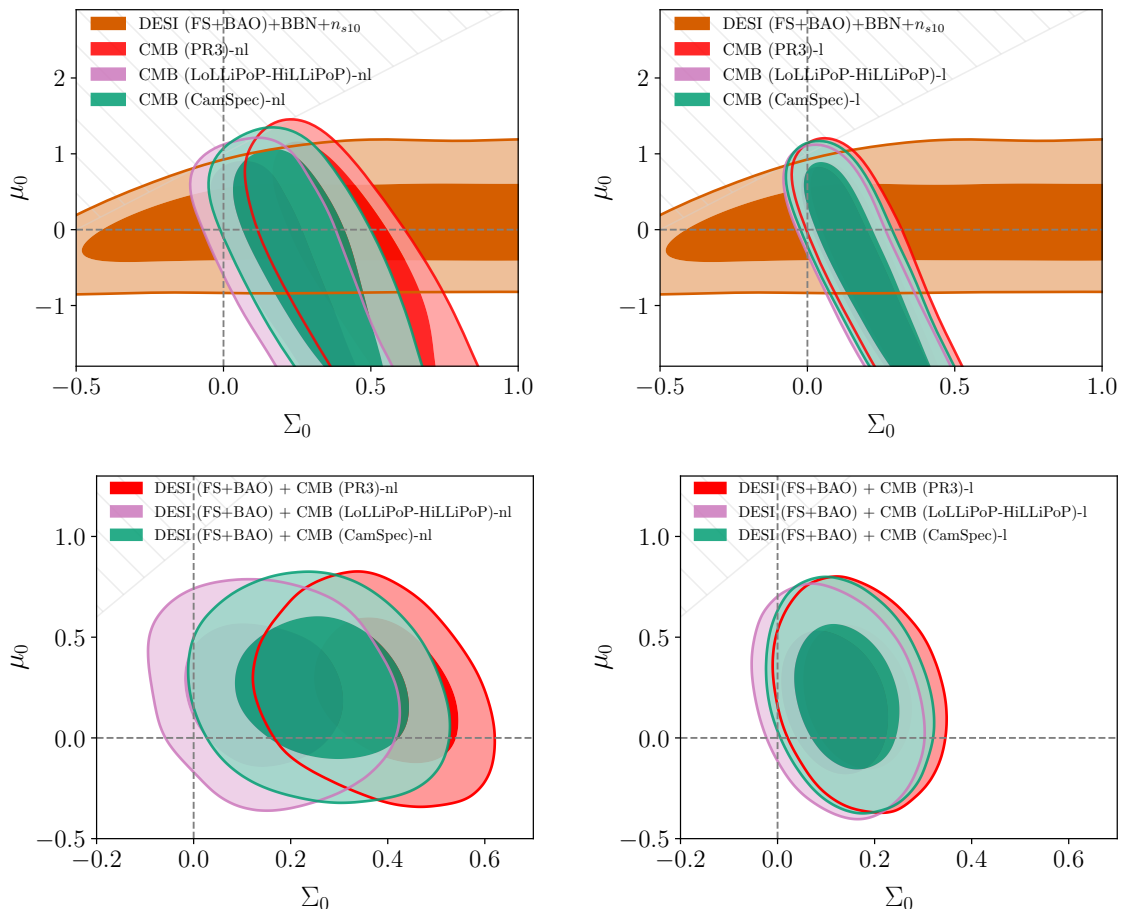
### 3.2.1 Results for redshift-dependent MG functions in $\Lambda$ CDM and $w_0 w_a$ CDM backgrounds

Our results for the  $\mu$ - $\Sigma$  parameterization with time-dependence only (i.e. fixing  $c_1 = 1$ ,  $c_2 = 1$  and/or  $\lambda = 0$  into Eq. (3.6) and Eq. (3.7)) in a  $\Lambda$ CDM background are presented in the four panels of Figure 1, Figure 2, the left panel of Figure 4 and summarized for the various dataset combinations in Table 2.

The top-left panel of Figure 1 shows the constraint from DESI (FS+BAO)+BBN+ $n_s10$  on the MG parameter  $\mu_0 = 0.11^{+0.44}_{-0.54}$ . DESI full shape power spectra are able to constrain this parameter via its embedded growth of large scale structure function associated with the clustering of massive particles. The DESI constraint and its credible-interval contours are centered around the value of zero predicted by general relativity and is fully consistent with it. However, the 68% credible intervals still allow for significant departures from general relativity. Moreover, the same figure confirms the expectation that DESI does not constrain the parameter  $\Sigma_0$  that is associated with the dynamics of massless particles and, for example lensing, as shown by the horizontal “band”.

Flat $\mu_0 \Sigma_0 \Lambda$ CDM	$\Omega_m$	$\sigma_8$	$H_0$ [km/s/Mpc]	$\mu_0$	$\Sigma_0$
DESI (FS+BAO) +BBN+ $n_{s10}$	$0.2956 \pm 0.0096$	$0.838 \pm 0.034$	$68.53 \pm 0.75$	$0.11^{+0.44}_{-0.54}$	
CMB (PR3)-nl	$0.3041 \pm 0.0093$	$0.742^{+0.13}_{-0.092}$	$68.21 \pm 0.71$	$-0.66^{+1.5}_{-0.83}$	$0.47^{+0.16}_{-0.22}$
CMB (CamSpec)-nl	$0.3083 \pm 0.0079$	$0.743^{+0.13}_{-0.086}$	$67.77 \pm 0.59$	$-0.64^{+1.4}_{-0.80}$	$0.32^{+0.14}_{-0.20}$
CMB (LoLLiPoP-HiLLiPoP)-nl	$0.3060 \pm 0.0076$	$0.737^{+0.13}_{-0.084}$	$67.93 \pm 0.57$	$-0.73^{+1.4}_{-0.79}$	$0.23^{+0.13}_{-0.20}$
CMB (PR3)-l	$0.3105 \pm 0.0083$	$0.732^{+0.12}_{-0.096}$	$67.71 \pm 0.61$	$-0.80^{+1.4}_{-0.88}$	$0.25^{+0.12}_{-0.18}$
CMB (CamSpec)-l	$0.3128 \pm 0.0074$	$0.734^{+0.13}_{-0.085}$	$67.44 \pm 0.54$	$-0.77^{+1.4}_{-0.80}$	$0.23^{+0.11}_{-0.18}$
CMB (LoLLiPoP-HiLLiPoP)-l	$0.3093 \pm 0.0073$	$0.730^{+0.12}_{-0.094}$	$67.69 \pm 0.54$	$-0.84^{+1.4}_{-0.85}$	$0.22^{+0.12}_{-0.18}$
DESI+CMB (PR3)-nl	$0.2985 \pm 0.0055$	$0.822 \pm 0.024$	$68.63 \pm 0.44$	$0.23 \pm 0.24$	$0.388^{+0.11}_{-0.086}$
DESI+CMB (CamSpec)-nl	$0.3013 \pm 0.0053$	$0.822 \pm 0.024$	$68.29 \pm 0.41$	$0.24 \pm 0.24$	$0.26^{+0.12}_{-0.11}$
DESI+CMB (LoLLiPoP-HiLLiPoP)-nl	$0.3006 \pm 0.0051$	$0.824 \pm 0.024$	$68.33 \pm 0.40$	$0.22 \pm 0.24$	$0.148^{+0.097}_{-0.12}$
DESI+CMB (PR3)-l	$0.3023 \pm 0.0053$	$0.824 \pm 0.024$	$68.32 \pm 0.41$	$0.21 \pm 0.24$	$0.166 \pm 0.074$
DESI+CMB (CamSpec)-l	$0.3044 \pm 0.0050$	$0.823 \pm 0.024$	$68.05 \pm 0.38$	$0.21 \pm 0.24$	$0.144 \pm 0.071$
DESI+CMB (LoLLiPoP-HiLLiPoP)-l	$0.3028 \pm 0.0050$	$0.825 \pm 0.024$	$68.18 \pm 0.38$	$0.18 \pm 0.24$	$0.119^{+0.068}_{-0.076}$
DESI+CMB (PR3)-nl+DESY3	$0.3027 \pm 0.0051$	$0.808 \pm 0.023$	$68.28 \pm 0.40$	$0.04 \pm 0.22$	$0.044 \pm 0.047$
CMB-nl+DESY3	$0.3074 \pm 0.0081$	$0.690^{+0.047}_{-0.064}$	$67.93 \pm 0.61$	$-1.21^{+0.53}_{-0.65}$	$0.19 \pm 0.10$
DESI+CMB (PR3)-nl +DESY3+DESSNY5	$0.3073 \pm 0.0049$	$0.810 \pm 0.023$	$67.93 \pm 0.37$	$0.04 \pm 0.23$	$0.028 \pm 0.046$
DESI+CMB (LoLLiPoP-HiLLiPoP)-nl+DESY3	$0.3027 \pm 0.0048$	$0.808 \pm 0.023$	$68.16 \pm 0.37$	$0.04 \pm 0.23$	$0.024 \pm 0.046$
DESI+CMB (LoLLiPoP-HiLLiPoP)-nl +DESY3+DESSNY5	$0.3068 \pm 0.0047$	$0.811 \pm 0.022$	$67.86 \pm 0.35$	$0.05 \pm 0.22$	$0.008 \pm 0.045$
Flat $\mu_0 \Sigma_0 w_0 w_a$	$w_0$	$w_a$	$H_0$ [km/s/Mpc]	$\mu_0$	$\Sigma_0$
DESI+CMB (LoLLiPoP-HiLLiPoP)-nl +DESY3+DESSNY5	$-0.784 \pm 0.061$	$-0.82^{+0.28}_{-0.24}$	$67.33 \pm 0.62$	$-0.24^{+0.32}_{-0.28}$	$0.006 \pm 0.043$

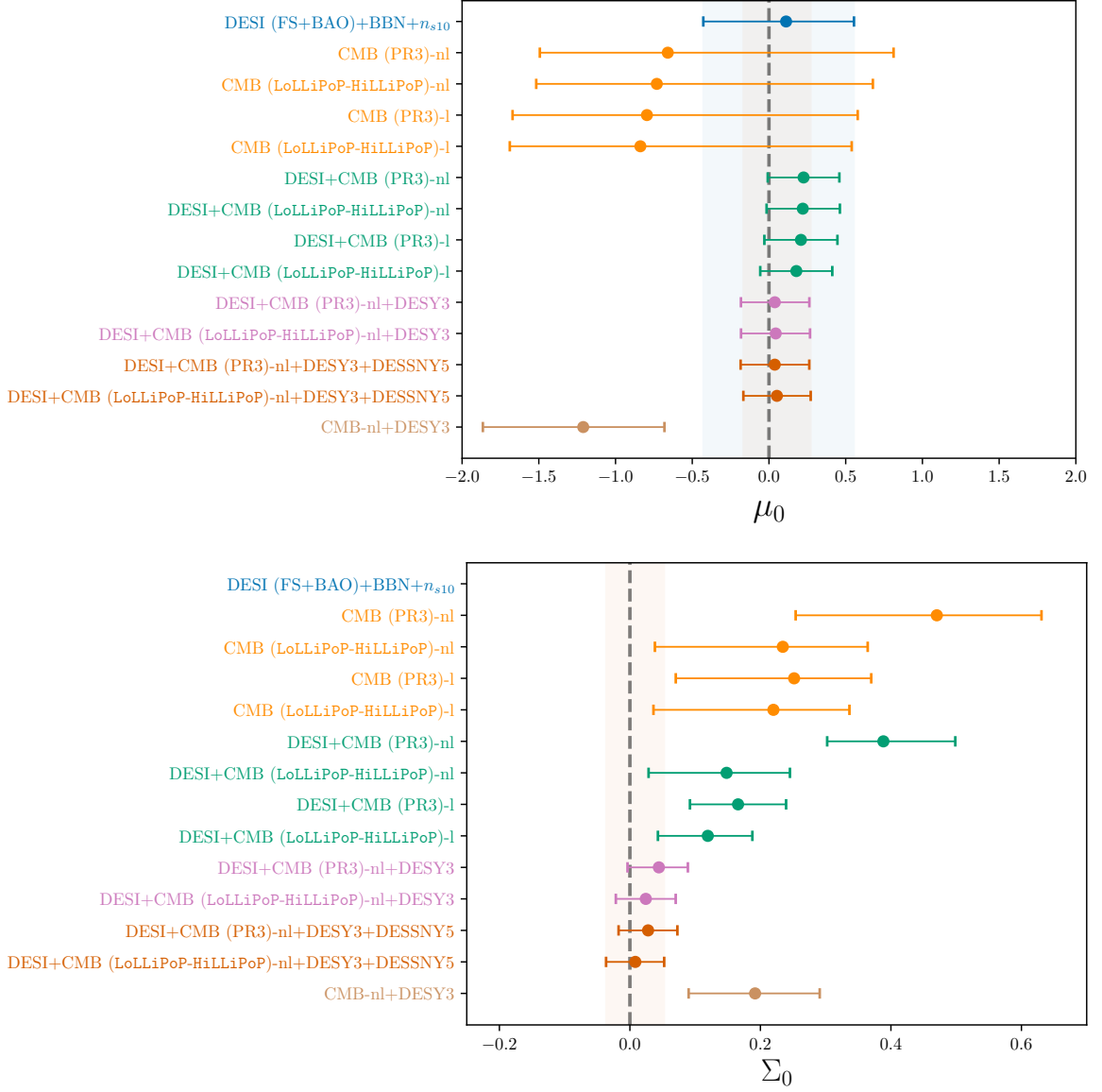
**Table 2:** Constraints on modified-gravity parameters  $\mu_0$  and  $\Sigma_0$  from DESI (FS+BAO) data alone, and in combination with external datasets. We show results in the flat  $\Lambda$ CDM background expansion model and in the  $(w_0, w_a)$  dark energy parameterization for the background. Constraints are quoted for the marginalized means and 68% credible intervals in each case. In this and other tables, the shorthand notation ‘‘CMB-l’’ is used to denote the addition of temperature and polarization data from *Planck* and CMB lensing data from the combination of *Planck* and ACT, while ‘‘CMB-nl’’ means CMB lensing is not used.



**Figure 1:** MG parameterization  $\mu$ - $\Sigma$  with time-dependence only. 68% and 95% credible-interval contours in a  $\Lambda$ CDM background cosmology plus scalar perturbations to GR. Top-Left: DESI in the horizontal band and CMB no-lensing for the 3 different likelihoods. Top-Right: Similar constraints but adding CMB Lensing data. Bottom-Left: DESI combined with CMB no-lensing for the three likelihoods. Bottom-Right: Similar constraints as on bottom left, but adding CMB Lensing data. See section [Section 3.2.1](#) for discussion. We note that the shaded area on the top left of figures shows the hard prior  $\mu_0 < 2\Sigma_0 + 1$  that is added due to a numerical computational limitation of MG software codes based on **CAMB** CMB code. As we explain in [Section 3.2](#), this prior does not affect our main results from combinations of datasets.

The other three credible-interval areas that appear nearly vertically in [Figure 1](#) show the constraints from CMB with no-lensing from three Planck likelihoods, namely from PR3 [[129](#)], Camspec [[88](#), [89](#)] and LoLLiPoP-HiLLiPoP [[90](#), [91](#)]. As explained at the end of [Section 3.2](#), these CMB constraints are hitting the necessary computational prior  $\mu_0 < 2\Sigma_0 + 1$ , but are nearly orthogonal to the DESI “band” and very complementary to it.

We see in the same top-left panel that the constraint from Planck PR3 on the parameter  $\Sigma_0$  is in tension with the zero value of general relativity. Moreover, the bottom-left panel shows that when DESI is added to Planck PR3, this tension reaches well-above the 3- $\Sigma$  level. It is worth noting that although DESI is not driving this tension, its addition to *Planck*



**Figure 2:** MG parameterization of  $\mu$ - $\Sigma$  with time-dependence only. Marginalized means and 68% credible intervals on  $\mu_0$  and  $\Sigma_0$  in a  $\Lambda$ CDM background cosmology plus scalar perturbations to GR. Note that DESI does not constrain  $\Sigma_0$ .

breaks parameter degeneracies and exacerbates the tension. This discordance of  $\Sigma_0$  with GR when using CMB data was noted in Planck 2015 analysis [15] and confirmed in Planck 2018 [127]. It was attributed to the CMB lensing anomaly or the  $A_{\text{lens}}$  problem [130–132]. This anomaly and the corresponding  $A_{\text{lens}}$  nonphysical parameter are associated with a systematic effect in Planck data that manifests as an excess lensing effect that smooths the peaks and troughs of the power spectra [127]. This non physical parameter can enter as a multiplicative scaling factor in the lensing of the CMB power spectra. By construction, it should be equal



to unity for the  $\Lambda$ CDM model. However, it was found repetitively, first in WMAP data [130] and then by Planck collaboration and PR3 data, e.g. [15, 127, 133] that the fit of a  $\Lambda$ CDM model, plus the  $A_{\text{lens}}$  parameter allowed to vary, gives a better fit to the data with an  $A_{\text{lens}}$  value that departs from the unity value expected in the  $\Lambda$ CDM model. The parameter  $A_{\text{lens}}$  is known to be degenerate with other physical parameters and affects their accuracy, including the sum of Neutrino masses, spatial curvature and modified gravity parameters, see e.g. [15, 127] for further general discussion.

Relevant to our analysis, the nonphysical  $A_{\text{lens}}$  parameter is degenerate with the parameter  $\Sigma_0$  and, if not mitigated, provides a value of  $\Sigma_0$  that departs from the GR zero value as shown for PR3 in the let-top panel of Figure 1. Recently, the  $A_{\text{lens}}$  anomaly was partly fixed with the Camspec Planck analysis [88, 89] and completely resolved with the LoLLiPoP and HiLLiPoP likelihoods [91]. Interestingly, we find in our analysis that the departure of the  $\Sigma_0$  parameter from the zero GR-value gets alleviated when using Planck PR4 Camspec, as the GR value is within the 95% credible-interval contours, and then gets even closer to the GR value when using the LoLLiPoP-HiLLiPoP likelihoods. This indicates that the found departure of  $\Sigma_0$  from the GR value is rather related to the CMB lensing anomaly in the Planck PR3 data than to any new physics.<sup>6</sup>

As in previous works, we also find that this discordance of  $\Sigma_0$  with GR becomes insignificant when the reconstructed CMB lensing data is added to the CMB power spectra as we show in the top-right panel of Figure 1 and Table 2 for all three Planck likelihoods, where we have added in the present analysis the specific results for Camspec and LoLLiPoP-HiLLiPoP likelihoods.

In the next step, we combine DESI (FS+BAO) with CMB constraints with and without CMB lensing. We see in the bottom-left and bottom-right panels of Figure 1 as well as Figure 2 and Table 2 that regardless of lensing, combining DESI and CMB breaks degeneracies among parameters and allows to improve the constraints on the parameter  $\mu$  by roughly a factor of 5 compared to CMB-only and a factor of 2 compared to DESI-only. Moreover, adding DESI to CMB with without lensing improves the constraints on  $\Sigma_0$  by a factor of 1.5–2.0 and adding DESI to CMB with lensing also tightens the constraint on this parameter by at least a factor of two.

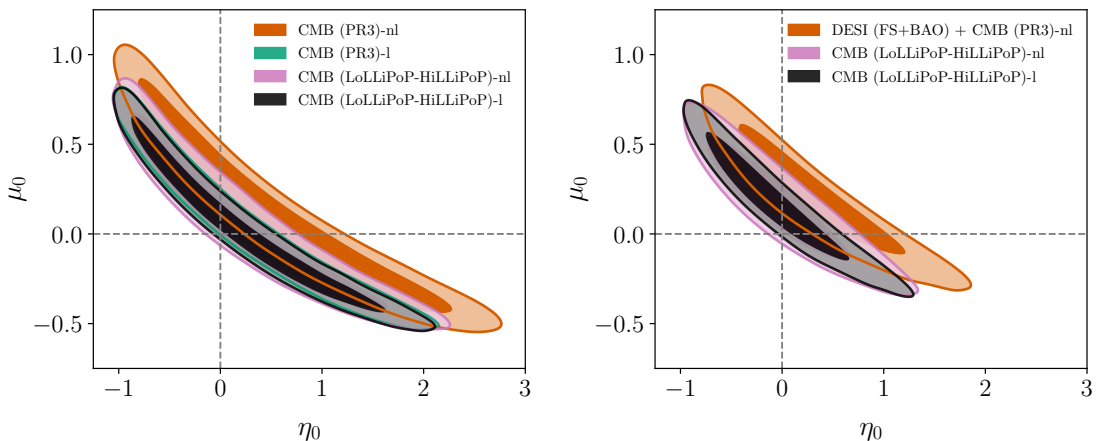
As expected, the addition of the DES Y3 3×2-pt data to the combination of DESI and CMB without lensing improves the constraints on the lensing-sensitive MG parameter  $\Sigma_0$  by roughly a factor of two, while providing only marginal improvements on the parameter  $\mu_0$ , see Table 2 and left-panel of Figure 4. We do not add CMB lensing to these combinations because of covariances with DES Y3 3×2-pt data.

It is worth noting as well that when adding DESI data to the combination CMB-without-lensing and DESY3, we obtain roughly a factor of 2.5 improvement on  $\mu_0$  and roughly a factor of 2 improvement on  $\Sigma_0$ , as shown on Figure 1 and Table 2.

Finally, the addition of type Ia supernova data (e.g. the DES-YR5 SN that we use here as an example) adds practically no further improvement to the DESI+CMB-nl+DES Y3 combination in a  $\Lambda$ CDM background cosmology. We provide the combinations with SN Ia here for comparison, see Table 2 and left panel of Figure 4. SN Ia data will play a more

---

<sup>6</sup>We note that while our papers were in DESI internal collaboration wide review, the paper [134] appeared on the arXiv showing a similar finding about the  $\Sigma_0$  tension being resolved when using LoLLiPoP and high- $\ell$  HiLLiPoP, and using a different modified gravity software (MGCAMB than the one (ISiTGR) the we used in our analysis. It is also worth mentioning as well that the very recent paper [135] reports some more complex findings concerning the Planck lensing anomaly.



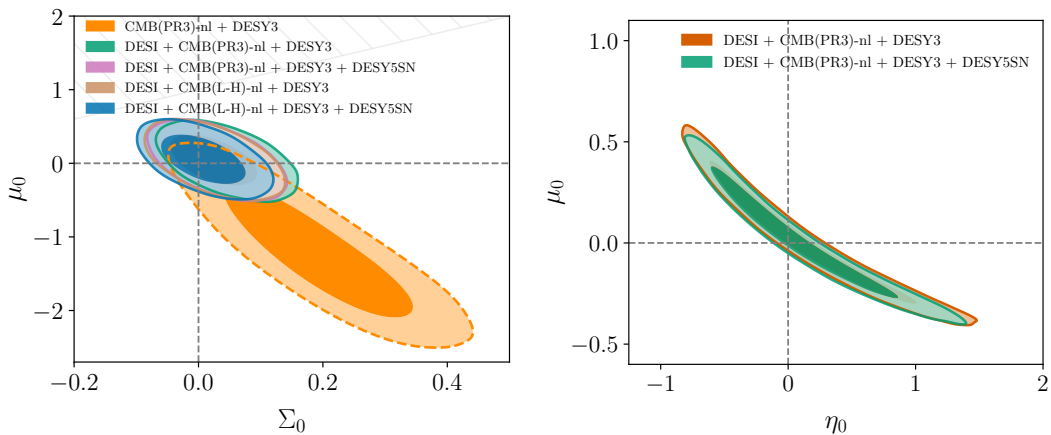
**Figure 3:** MG parameterization of  $\mu$ - $\eta$  with time-dependence only. 68% and 95% credible intervals in a  $\Lambda$ CDM background cosmology plus scalar perturbations to GR. Left: CMB constraints with and without lensing for the two likelihoods PR3 and LoLLiPoP-HiLLiPoP for Planck data. Right: DESI (FS+ BAO) + CMB combinations using the same two likelihoods, respectively.

important role when we adopt the  $w_0w_a$ CDM cosmology background which we will discuss in [Section 3.2.2](#). Moreover, we also use this full combination when we analyze other demanding cases such as binning with multiple parameters or when we include both redshift and scale. Again, even in some of these cases, the gain is very small when we add supernovae but we keep them in the combination to have consistent comparisons between our own different cases but also other previous studies that kept supernovae in their external datasets.

In sum, we find that all our results for the  $\mu - \Sigma$  parameterization are consistent with GR for all dataset combinations. The tightest constraints we obtain on both parameters, and free from the  $A_{\text{lens}}$  anomaly mentioned above, come from the combination DESI+CMB (LoLLiPoP+HiLLiPoP)-nl+DES Y3 or DESI+CMB (LoLLiPoP+HiLLiPoP)-nl+DES Y3+DESY5 SN where the latter provides only minute improvements but we quote them for comparison with other cases:

$$\left. \begin{aligned} \mu_0 &= 0.05 \pm 0.22, \\ \Sigma_0 &= 0.008 \pm 0.045, \end{aligned} \right\} \begin{aligned} &\text{DESI (FS+BAO)+CMB} \\ &\text{(LoLLiPoP-HiLLiPoP)+ DESY3+} \\ &\text{DESY5 SN} . \end{aligned} \quad (3.10)$$

The constraints on MG parameters in [Eq. \(3.10\)](#) are comparable in precision to the ones from [\[12\]](#) using two decades of BAO+RSD from SDSS + CMB (PR3) + DESY3 ( $3 \times 2$ -pt)+ PantheonPlus SN, but we note that 1-year only of data from DESI can provide comparable constraining power on specifically  $\mu_0$  as two decades of BAO+RSD data from SDSS [\[136\]](#) and the entire BAO from 6dFGS [\[137\]](#). We also observe that constraints on  $\mu_0$  including DESI with or without other datasets are more centered around the GR value than those from SDSS which show a mild shift of slightly above  $1\sigma$  from the GR zero value. This shows the constraining power of DESI and the promise of the four years of data to come from the DESI program.



**Figure 4:** Left: MG parameterization of  $\mu$ - $\Sigma$  with time-dependence only. 68% and 95% credible intervals in a  $\Lambda$ CDM background cosmology plus scalar perturbations to GR for the datasets indicated. Right: MG Functional parameterization for  $\mu$ - $\eta$  with time-dependence only. 68% and 95% credible intervals in a  $\Lambda$ CDM background cosmology plus scalar perturbations to GR for the datasets indicated. See section [Section 3.2.1](#) for discussion for both panels.

Next, we now consider constraints in the  $\Lambda$ CDM background for the  $\mu - \eta$  parameterization with time-only dependence as shown in our [Figure 3](#), [Figure 4](#) and [Table 3](#). The results for  $\mu_0 - \eta_0$  are very comparable to the ones for the  $\mu_0 - \Sigma_0$ . Specifically, DESI (FS+BAO)+BBN+ $n_s$  gives  $\mu_0 = 0.17^{+0.45}_{-0.56}$  with similar error bars. Again, like in previous studies, CMB (PR3) no-lensing gives results on  $\eta_0$  that are in tension with GR due to the Planck PR3 lensing anomaly indicated above and manifest in the  $A_{\text{lens}}$  parameter. But when using the LoLLiPoP-HiLLiPoP likelihood for Planck, such a tension goes away for  $A_{\text{lens}}$  and we find that the tension for  $\eta_0$  also goes away as shown in [Figure 3](#) and [Table 3](#). When adding CMB lensing, the contours are shifted to the GR values in both cases, as in the  $\mu_0 - \Sigma_0$  case. As further above, adding CMB with or without lensing to DESI improves the constraints on  $\mu_0$  by roughly a factor of 2 and, likewise, adding DESI to CMB improves constraints on  $\eta$  by roughly a factor of two as well. Finally, using the combination DESI+CMB (PR3)-nl+DESY3+DESY5SN gives us the best constraints as

$$\left. \begin{aligned} \mu_0 &= 0.02^{+0.19}_{-0.24}, \\ \eta_0 &= 0.09^{+0.36}_{-0.60}. \end{aligned} \right\} \begin{array}{l} \text{DESI (FS+BAO)+CMB (PR3)+} \\ \text{DESY3+ DESY5 SN.} \end{array} \quad (3.11)$$

We finish this section with results for the  $\mu$ - $\Sigma$  parameterization but in a  $w_0 w_a$ CDM cosmological background. We assume a dynamical dark energy model with an equation of state that takes the commonly-used form [[138](#), [139](#)]:

$$w_{\text{DE}}(a) = w_0 + w_a(1 - a). \quad (3.12)$$

Our results for  $\mu_0$  and  $\Sigma_0$  MG parameters, as well as the equations of state parameters ( $w_0, w_a$ ), are given in the last two rows of [Table 2](#) and [Figure 5](#) for the our constraining combination of our datasets, i.e. DESI+CMB (LoLLiPoP-HiLLiPoP)-nl +DESY3+DESY5SN.

Flat $\mu_0\eta_0$ CDM	$\Omega_m$	$\sigma_8$	$H_0$ [km/s/Mpc]	$\mu_0$	$\eta_0$
DESI (FS+BAO) +BBN+ $n_{s10}$	$0.2959 \pm 0.0097$	$< 0.853$	$68.52 \pm 0.75$	$0.17^{+0.45}_{-0.56}$	
CMB (PR3)-nl	$0.3041 \pm 0.0092$	$0.815^{+0.030}_{-0.054}$	$68.21 \pm 0.70$	$0.12^{+0.26}_{-0.54}$	$0.62^{+0.69}_{-1.3}$
CMB (LoLLiPoP-HiLLiPoP)-nl	$0.3059 \pm 0.0078$	$0.810^{+0.029}_{-0.042}$	$67.94 \pm 0.58$	$0.06^{+0.25}_{-0.43}$	$0.29^{+0.53}_{-1.0}$
CMB (PR3)-l	$0.3094 \pm 0.0083$	$0.810^{+0.030}_{-0.044}$	$67.79 \pm 0.62$	$0.04^{+0.25}_{-0.45}$	$0.31^{+0.58}_{-1.1}$
CMB (LoLLiPoP-HiLLiPoP)-l	$0.3093 \pm 0.0074$	$0.812^{+0.028}_{-0.044}$	$67.69 \pm 0.55$	$0.04^{+0.24}_{-0.45}$	$0.28^{+0.55}_{-1.1}$
DESI+CMB (PR3)-nl	$0.2987 \pm 0.0055$	$0.822 \pm 0.024$	$68.62 \pm 0.43$	$0.22 \pm 0.24$	$0.33^{+0.44}_{-0.62}$
DESI+CMB (LoLLiPoP-HiLLiPoP)-nl	$0.3006 \pm 0.0051$	$0.820 \pm 0.023$	$68.34 \pm 0.39$	$0.17 \pm 0.23$	$-0.03^{+0.35}_{-0.57}$
DESI+CMB (LoLLiPoP-HiLLiPoP)-l	$0.3012 \pm 0.0049$	$0.822 \pm 0.023$	$68.29 \pm 0.38$	$0.18 \pm 0.23$	$-0.06^{+0.34}_{-0.57}$
DESI+CMB (PR3)-nl+DESY3	$0.3021 \pm 0.0051$	$0.806^{+0.022}_{-0.026}$	$68.32 \pm 0.39$	$0.03^{+0.20}_{-0.27}$	$0.13^{+0.40}_{-0.66}$
DESI+CMB (PR3)-nl+DESY3 +DESSNY5	$0.3069 \pm 0.0049$	$0.808 \pm 0.021$	$67.96 \pm 0.37$	$0.02^{+0.19}_{-0.24}$	$0.09^{+0.36}_{-0.60}$

**Table 3:** Constraints on modified-gravity parameters  $\mu_0$  and  $\eta_0$  from DESI (FS+BAO) data alone, and in combination with external datasets. We show results in the flat  $\Lambda$ CDM background expansion model. Constraints are quoted for the marginalized means and 68% credible intervals in each case.

The first observation is that, unlike the case of the  $\Lambda$ CDM background, here in the  $w_0w_a$ CDM background the addition of a supernovae dataset to the DESI+CMB-nl+DESY3 combination does have a significant effect in providing substantially tighter constraints on both the dark energy equation of state parameters as well as the MG parameters. For such a full combination of datasets, we obtain for the following constraints for  $w(a)$ :

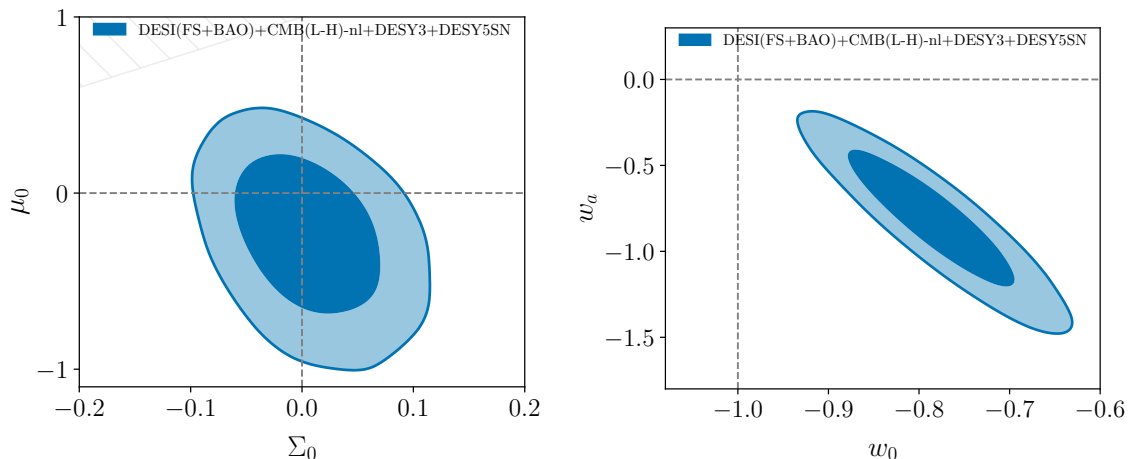
$$\left. \begin{aligned} w_0 &= -0.784 \pm 0.061, \\ w_a &= -0.82^{+0.28}_{-0.24}, \end{aligned} \right\} \begin{array}{l} \text{DESI+CMB} \\ \text{(LoLLiPoP-HiLLiPoP)-nl +} \\ \text{DESY3 + DESY5 SN.} \end{array} \quad (3.13)$$

and

$$\left. \begin{aligned} \mu_0 &= -0.24^{+0.32}_{-0.28}, \\ \Sigma_0 &= 0.006 \pm 0.043, \end{aligned} \right\} \begin{array}{l} \text{DESI+CMB} \\ \text{(LoLLiPoP-HiLLiPoP)-nl +} \\ \text{DESY3 + DESY5 SN.} \end{array} \quad (3.14)$$

for MG parameters.

We note here the interesting result that despite adding two MG parameters to the model, the constraints on  $(w_0, w_a)$  still show a well-above  $3\text{-}\sigma$  preference for a dynamical dark energy with MG parameter constraints being consistent with GR values.



**Figure 5:** Left: MG Functional parameterization for  $\mu$ - $\Sigma$  with time-dependence only. 68% and 95% credible intervals in a  $w_0w_a$ CDM background cosmology plus scalar perturbations to GR for the dataset indicated. Right: 68% and 95% credible intervals for the dark energy equation of state parameters ( $w_0, w_a$ ). See section [Section 3.2.1](#) for discussion for both panels.

### 3.2.2 Results for redshift and scale dependent MG functions in $\Lambda$ CDM and $w_0w_a$ CDM backgrounds

Our results for the  $\mu$ - $\Sigma$  parameterization with both time and scale dependence in a  $\Lambda$ CDM background are presented in [Table 4](#). We use the time and scale dependencies as expressed in the functional form in [Eq. \(3.6\)](#) and [Eq. \(3.7\)](#). This adds the three parameters we discussed in section [Section 3.2](#) noted as  $\lambda$ ,  $c_1$  and  $c_2$ .

Clearly, this model requires more constraining power for MG parameters from the data and we use here the combination DESI + CMB (PR3)<sup>7</sup>-nl + DES Y3 + DESY5 SN. While we find that the constraints on  $\mu_0$  and  $\Sigma_0$  are easily obtained with comparable precision to those from redshift-only dependence, the scale dependence parameters are harder to constrain. Typically, the  $\lambda$  parameter is difficult to constrain, and it only sets the scale below which the MG parameters start to be sensitive to the scale-dependent effects. We investigate two choices for  $\lambda$ . We first set  $\lambda = 10$ , which allows the function  $\mu(a = 1, k)$  to begin evolving asymptotically from  $1 + \mu_0$  to  $1 + \mu_0c_1$  at scales  $k < 0.01\text{Mpc}/h$ . This somehow matches the transition scale that we use in the binning methods. Alternatively, we also set  $\lambda = 100$ , where the scale dependence on  $\mu$  is induced starting from  $k < 0.1\text{Mpc}h^{-1}$ , as an extreme case. The results of these constraints can be found in [Table 4](#).

It is found that in both cases, the constraints on  $\mu_0$  and  $\Sigma_0$  do not deteriorate substantially from the time-only dependence cases and are consistent with GR. The 68% error bars on the parameters  $c_1$  and  $c_2$  while still too wide are also consistent with the GR value of 1. As we will see further below, the binned parameterization in both redshift and scale is found to provide much better constraints on all MG parameters than the functional form here. It remains an open question whether other scale functional parameterization are able to provide better constraints using current data or not and we leave such open question (and beyond

<sup>7</sup>We use here PR3 instead of LoLLiPoP-HiLLiPoP as our MCMC chains were taking a much larger time to converge in this case

Flat $\Lambda$ CDM background	$\mu_0$	$\Sigma_0$	$\lambda$ fixed-value	$c_1$	$c_2$
DESI+CMB (PR3)-nl +DESY3+DESY5SN	$0.03^{+0.13}_{-0.14}$	$0.027 \pm 0.043$	10	$0.9^{+1.4}_{-1.6}$	—
DESI+CMB (PR3)-nl +DESY3+DESY5SN	$0.12^{+0.14}_{-0.22}$	$0.015 \pm 0.045$	100	$0.7^{+1.1}_{-2.3}$	$0.52^{+0.94}_{-1.4}$

**Table 4:** Constraints on modified-gravity parameters  $\mu_0$  and  $\Sigma_0$  with time (redshift) and scale evolution. We show results in the flat  $\Lambda$ CDM background expansion. Constraints are quoted for the marginalised means and 68% credible intervals in each case, see discussion in [Section 3.2.2](#).

	Redshift bins		
Scale bins	$0 \leq z < 1$	$1 \leq z < 2$	$z \geq 2$
$0 \leq k < 0.01$	$\mu_1, \Sigma_1$	$\mu_3, \Sigma_3$	GR is assumed
$k \geq 0.01$	$\mu_2, \Sigma_2$	$\mu_4, \Sigma_4$	GR is assumed

**Table 5:** Redshift and scale (i.e. wavenumber) bins used in this work, with the corresponding MG parameters. In the context of cosmic acceleration, deviations from GR are tested in the range  $0 \leq z < 2$  (more discussion in the text).

the scope of our paper) to be explored in other future analyses but refer the readership to our results in the binning method in [Section 3.3](#).

### 3.3 Binned MG parameterizations

As mentioned earlier, we extend our analysis to binning methods that do not assume a specific analytical functional form for the MG parameters. This will complement the functional methods and also validate them. We first consider an analysis that employs binning in redshift (time) only, and then an analysis that includes binning in both redshift and scale. Using bins in redshift-only requires less constraining power and has been done before in, for example [\[140\]](#), where results were found consistent with GR and with no significant improvement in the fit over the  $\Lambda$ CDM model, but, again, with error bars that leave room for a lot of improvement. On the other hand, other works that used bins in both redshift and scale observed some mild deviations from GR using previous survey datasets, e.g. [\[14, 124, 141–144\]](#), and that is worth investigating here.

Indeed, with the additional constraining power available to us here from DESI and DESY3, we will explore such a dual binning in redshift and scale. For that, we set four bins consisting of two bins in redshift and two bins in scale that are implemented in ISiTGR. We consider the redshift bins to be fit in the ranges  $0 < z \leq z_{\text{div}}$  and  $z_{\text{div}} < z \leq z_{\text{TGR}}$  where  $z_{\text{div}} = 1$  and  $z_{\text{TGR}} = 2$ .  $z_{\text{div}}$  is the redshift that divides the two bins and  $z_{\text{TGR}}$  is the redshift above which we assume that GR is the correct theory. This has been designed with the idea

of cosmic acceleration in mind where we seek for any modification to GR at relatively late times and assume GR at earlier times, if  $z > z_{\text{TGR}} = 2$ . For the binning in scale, we use a bin with  $k \leq k_c$  and another one with  $k > k_c$ , where  $k_c = 0.01 \text{ Mpc}^{-1}$  is the scale dividing them. Such a dividing scale roughly represents the scale at which the non-CMB probes start to play a role for  $k > k_c$  as well as the scale of matter-radiation equality horizon specifying the matter power spectrum turnover. To encapsulate this, we note each MG parameter by  $X(z, k)$  and write

$$X(z, k) = \frac{1 + X_{z_1}(k)}{2} + \frac{X_{z_2}(k) - X_{z_1}(k)}{2} \tanh\left(\frac{z - z_{\text{div}}}{z_{\text{tw}}}\right) + \frac{1 - X_{z_2}(k)}{2} \tanh\left(\frac{z - z_{\text{TGR}}}{z_{\text{tw}}}\right). \quad (3.15)$$

We note that we have constructed the binning parameterizations here to be centered around the value of 1 which will be considered as the GR expected value. This is summarized in Table 5. By design, (Eq. (3.15)) gives a smooth and continuous transition of the MG parameters between the redshift bins. The transition width is controlled by the parameter  $z_{\text{tw}}$  that sets how rapidly the transition from one bin to another happens in time. Obviously, a very small value of  $z_{\text{tw}}$  could lead to numerical errors and a rejection of such parameter values so we have chosen a moderate value for such a transition with  $z_{\text{tw}} = 0.05$ .

Next, we set the functions  $X_{z_1}(k)$  and  $X_{z_2}(k)$  for scale binning using a hyperbolic tangent function for scale (as is done for the redshift bins) with a transition parameter  $k_{\text{tw}} = k_c/10$ . These parameters are thus given by

$$X_{z_1}(k) = \frac{X_2 + X_1}{2} + \frac{X_2 - X_1}{2} \tanh\left(\frac{k - k_c}{k_{\text{tw}}}\right) \quad (3.16)$$

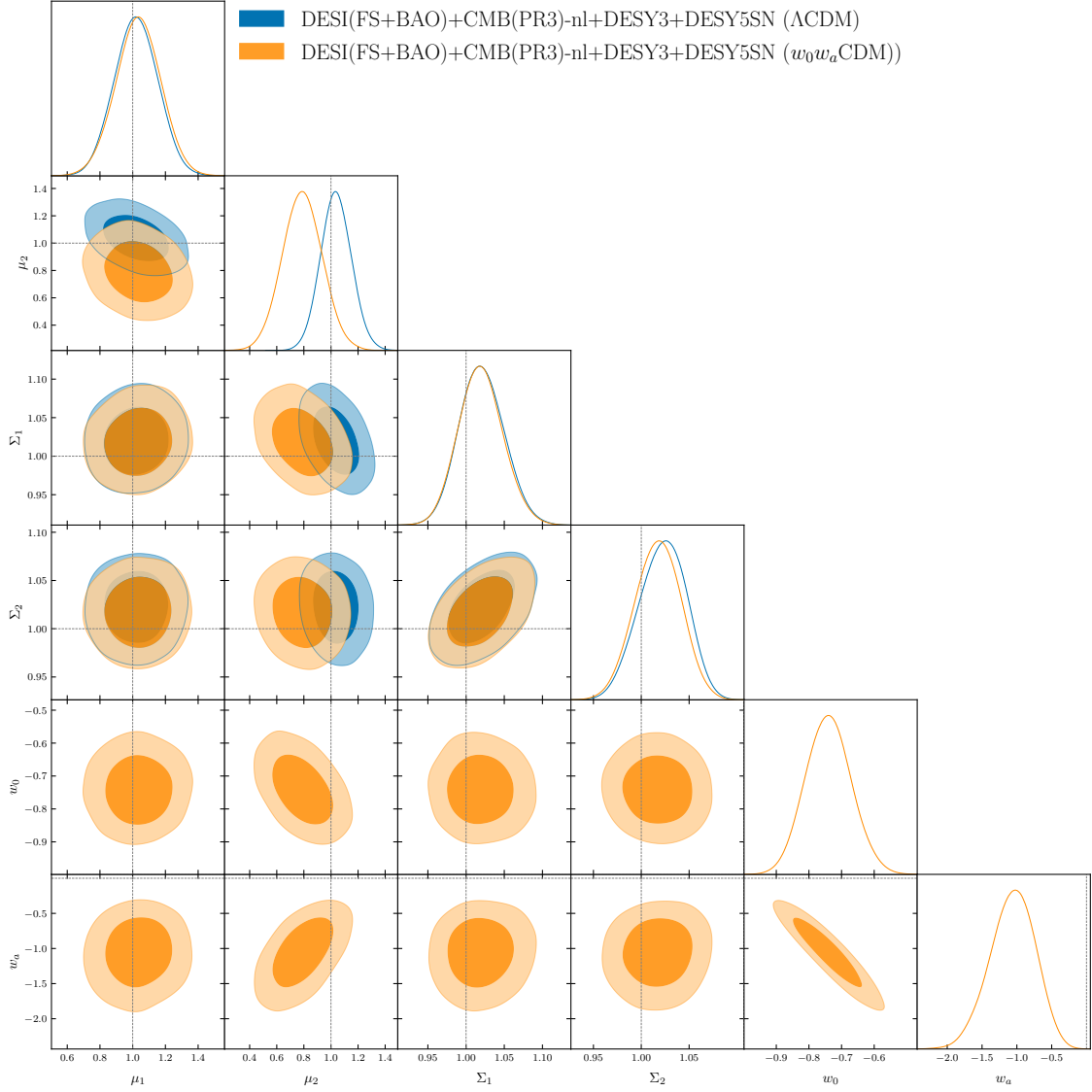
and

$$X_{z_2}(k) = \frac{X_4 + X_3}{2} + \frac{X_4 - X_3}{2} \tanh\left(\frac{k - k_c}{k_{\text{tw}}}\right). \quad (3.17)$$

This formulation of the scale binning is labeled as traditional binning method in ISiTGR documentation [100, 101] and we employ it here. Notice that with this configuration, the DESI data directly impacts the  $X_1$  and  $X_3$  parameters for scales  $k > k_c$ , while the parameters  $X_2$  and  $X_4$  are constrained by CMB. This by construction implies that we are using the whole DESI data to probe the MG parameters at scales below the matter power spectrum turnover, and the MG effects at larger scales are sensitive to the CMB data. Finally, for our binning in redshift only, we assume that  $X_{z_1}(k) = X_1$  and  $X_{z_2}(k) = X_2$  are constants and do not provide them with any scale dependence. This is equivalent to having two redshift bins, in the ranges  $0 < z < 1$  and  $1 < z < 2$ , parameterized by  $X_1$  and  $X_2$ , respectively. In this case, all the MG parameters are constrained by DESI, as we are probing redshift ranges covered by the DESI tracers.

### 3.3.1 Results for binning in redshift in $\Lambda$ CDM and $w_0w_a$ CDM backgrounds

Our results for binning in redshift are given in Figure 6 and Table 6. We expect to obtain analogous results for the  $\mu(a)$ - $\Sigma(a)$  or the  $\mu(a)$ - $\eta(a)$  space, so for a consistent presentation over the sub-sections, we show results for the former pair. We derive constraints on MG parameters in both the flat  $\Lambda$ CDM expansion background and the flat  $w_0w_a$ CDM expansion background.

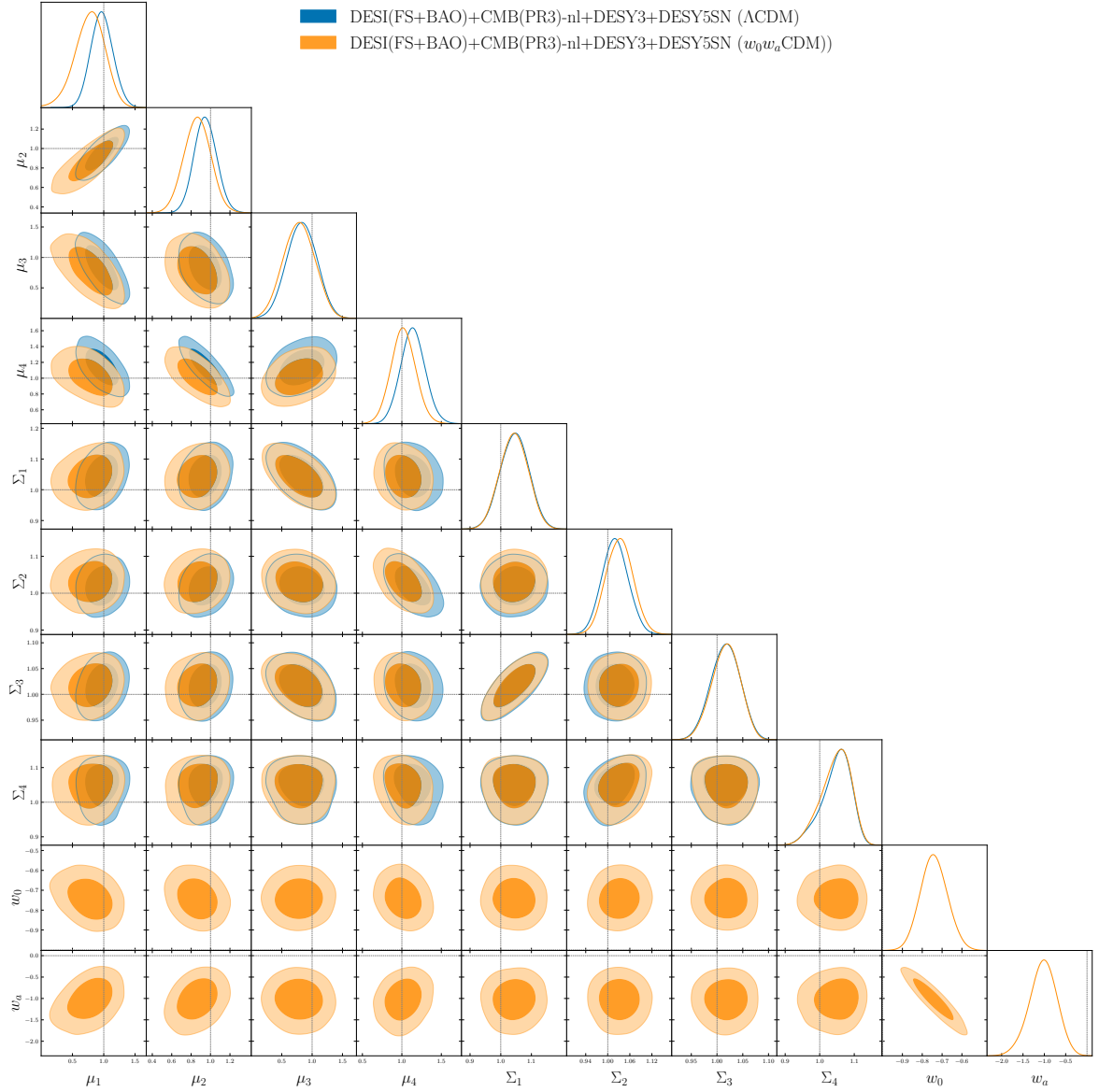


**Figure 6:** Constraints on redshift-binned form for the  $\mu - \Sigma$  MG functions in  $\Lambda$ CDM and  $w_0w_a$ CDM cosmological backgrounds, respectively, plus scalar perturbations to GR. The binning in redshift results are indicated in the first part of [Table 5](#). The contours represent the 68% and 95% credible intervals for the combination DESI(FS+BAO)+CMB(PR3)-nl+DESY3+DESY5SN. The results are listed in the first part of [Table 6](#).

We fix the scale dependence in [Eq. \(3.15\) – Eq. \(3.17\)](#), which effectively gives two redshift bins with parameters  $\mu_1$  and  $\Sigma_1$  defined in the first bin with  $0 \leq z < 1$  and parameters  $\mu_2$  and  $\Sigma_2$  defined in the second bin with  $1 \leq z < 2$ , while for  $z \geq 2$  the parameters are set to take the GR value of 1 in the binning form convention we use.

The combinations DESI+CMB(PR3)+DESY3+DESY5SN provides our best constraints on the 4 parameters as follows:





**Figure 7:** Constraints for redshift and scale binned form for the  $\mu - \Sigma$  MG functions in  $\Lambda$ CDM and  $w_0w_a$ CDM cosmological backgrounds, respectively, plus scalar perturbations to GR. The binning in time and scale are as indicated in Table 5. The contours represent the 68% and 95% credible intervals for the DESI(FS+BAO)+CMB(PR3)-nl+DESY3+DESY5SN combination. The results are listed in the second part of Table 6.

$$\left. \begin{aligned} \mu_1 &= 1.02 \pm 0.13, \\ \mu_2 &= 1.04 \pm 0.11, \\ \Sigma_1 &= 1.021 \pm 0.029, \\ \Sigma_2 &= 1.022^{+0.027}_{-0.023} \end{aligned} \right\} \text{DESI+CMB(PR3)+DESY3+DESY5SN.} \quad (3.18)$$

All our constraints on the MG parameters are consistent with GR with clear improvement compared to the redshift-binning results with the four parameters obtained in a previous study [140] using other datasets from SDSS, CMB, and CMB lensing data instead of  $3 \times 2$ -pt weak-lensing along with clustering data. Our constraints for  $\mu_1$  and  $\mu_2$  are comparable to the forecast made for DESI plus CMB and CMB Lensing in [145] where similar overall binning ranges in redshift were employed, although their higher redshift bin goes up to redshift 3 while we assumed GR for redshift above 2.

Finally, its worth noting that in the  $w_0w_a$ CDM, while the MG parameters are found all consistent with GR, we still find values of the equations of state parameters that show preference for a dynamical dark energy, see Table 6.

Finally, it is interesting to find that the results for our binning scheme give competitive constraints on MG parameters compared to functional forms. The results are not only independent from the functional form results but also consistent with them within the constraining power of current data which could address some concerns expressed about some limitations in functional forms. It would be good to see if this holds in future studies using a larger number of bins.

In sum, our results for binning in redshift show that all the constraints on the 4 MG parameters are consistent with GR and in agreement with the functional method.

### 3.3.2 Results for binning in redshift and scale in $\Lambda$ CDM and $w_0w_a$ CDM backgrounds

Our results for binning in redshift and scale are given in Figure 7 and Table 6. Results in the table are provided in both the flat  $\Lambda$ CDM and the flat  $w_0w_a$ CDM expansion backgrounds.

The use of the full Eq. (3.15) – Eq. (3.17) gives 4  $\mu_i$  and 4  $\Sigma_i$  MG parameters to be constrained by the data. Specifically, we have two bins in redshift and two bins in scale that are combined as shown in Table 5. Our results from Figure 7 can thus be categorized as crossing “low”- $z$  and “high”- $z$  versus small scales and large scales.

We find that all 8 MG parameters are around the GR values of 1 (as designed in the binning scheme) and consistent with Einstein’s theory. The 68% credible intervals for  $\mu_i$  range from 11% to 25% and those on  $\Sigma_i$  range from 3% to 5%. So, interestingly, current combined datasets start giving tight and informative constraints when using binned forms including both redshift and scale which is very promising in testing modified gravity using cosmological data.

Moreover, in the flat  $w_0w_a$ CDM expansion background, we still find that a dynamical dark energy is preferred by the data.

Redshift binning							
Datasets	$\mu_1$	$\mu_2$	$\Sigma_1$	$\Sigma_2$	$w_0$	$w_a$	
<b><math>\Lambda</math>CDM background</b>							
DESI+Planck (PR3) +DES Y3 + DES5YSN	$1.02 \pm 0.13$	$1.04 \pm 0.11$	$1.021 \pm 0.029$	$1.022^{+0.027}_{-0.023}$	—	—	
<b><math>w_0w_a</math>CDM background</b>							
DESI+Planck (PR3) +DES Y3 + DES5YSN	$1.03 \pm 0.14$	$0.79 \pm 0.15$	$1.019 \pm 0.029$	$1.017 \pm 0.024$	$-0.740 \pm 0.070$	$-1.06^{+0.35}_{-0.30}$	
Redshift and scale (wavenumber) binning							
Datasets	$i = 1$	$i = 2$	$i = 3$	$i = 4$	$w_0$	$w_a$	
<b><math>\Lambda</math>CDM background</b>							
DESI+Planck (PR3) +DES Y3 + DESY5SN	$\mu_i$	$0.97 \pm 0.18$	$0.95 \pm 0.11$	$0.83 \pm 0.24$	$1.14 \pm 0.15$	—	—
	$\Sigma_i$	$1.045 \pm 0.046$	$1.020 \pm 0.035$	$1.017 \pm 0.028$	$1.048^{+0.050}_{-0.031}$	—	—
<b><math>w_0w_a</math>CDM background</b>							
DESI+Planck (PR3) +DES Y3 + DESY5SN	$\mu_i$	$0.78^{+0.25}_{-0.22}$	$0.86 \pm 0.14$	$0.78 \pm 0.25$	$1.02 \pm 0.15$	$-0.741 \pm 0.068$	$-1.03^{+0.34}_{-0.30}$
	$\Sigma_i$	$1.044 \pm 0.045$	$1.032 \pm 0.036$	$1.017^{+0.029}_{-0.026}$	$1.047^{+0.050}_{-0.034}$		

**Table 6:** Constraints on the  $\mu$  and  $\Sigma$  binned in redshift (top part of the table), and in redshift and scale (bottom part). We show results in both the flat  $\Lambda$ CDM expansion background and the flat  $w_0w_a$ CDM expansion background. Constraints are quoted for the marginalized means and 68% credible intervals in each case.

#### 4 Constraints on MG EFT/alpha parameterization

The Effective Field Theory (EFT) of dark energy [146–149] is a powerful framework to study general modifications of gravity<sup>8</sup> in a flexible and unified manner. In this section, we present the constraints using both the EFT-basis [148, 151] and the  $\alpha$ -basis [152]. The EFT-basis and  $\alpha$ -basis are inter-convertible with redefinitions of variables in the *effective* Lagrangian<sup>9</sup>. The EFT-basis is advantageous because it closely reflects the underlying structures in the *effective* Lagrangian through changing operator coefficients, whereas the  $\alpha$ -basis directly characterizes the properties of the linearized scalar field perturbations, offering a more direct connection to observational data. In particular, in the  $\alpha$ -basis, the background evolution is clearly separated from dynamics of linearized perturbations, controlled by the functions  $\alpha_i(t)$ . However, it is more convenient to work on EFT-basis if extending beyond second derivatives in the Einstein equations. In this study, the two bases are equivalent frameworks. One also needs to be careful about the Boltzmann solver precision to ensure a fair comparison of observables computed using both the EFT- and  $\alpha$ -basis.

<sup>8</sup>In this work, we focus on the Horndeski class of theories [150]. The Horndeski Lagrangian encompasses most dark energy and modified gravity models with a scalar degree of freedom and second-order equations of motion.

<sup>9</sup>For the complete equations, see equations (55) and (56) of [153]

In the absence of a compelling microscopic theory for dark energy, it is nevertheless possible to constrain its phenomenology from observations in a model-agnostic way using a few free parameters. This “bottom-up” approach does not specify the functional form of the Lagrangian; instead, it parameterizes the time evolution of the EFT functions characterizing departures from  $\Lambda$ CDM/General Relativity, while remaining agnostic about the field theory content of the model.

#### 4.1 EFT-basis

The action of the EFT of dark energy in unitary gauge is

$$\begin{aligned}
S_{\text{DE}} = & \int d^4x \sqrt{-g} \left[ M_{\text{Pl}}^2 [1 + \Omega(t)] \frac{R}{2} - \Lambda(t) - c(t) g^{00} \right. \\
& + \frac{M_2^4(t)}{2} (\delta g^{00})^2 - \bar{M}_1^3(t) \frac{1}{2} \delta g^{00} \delta K - \bar{M}_2^2(t) \frac{1}{2} (\delta K)^2 \\
& - \bar{M}_3^2(t) \frac{1}{2} \delta K_\nu{}^\mu \delta K_\mu{}^\nu + \hat{M}^2(t) \frac{1}{2} \delta g^{00} \delta R^{(3)} \\
& \left. + m_2(t) \partial_i g^{00} \partial^i g^{00} \right] + S_{\text{m}}(g_{\mu\nu}, \Psi_{\text{m}}),
\end{aligned} \tag{4.1}$$

where  $M_{\text{Pl}}$  is the Planck mass,  $R$  is the Ricci scalar,  $\delta R^{(3)}$  is the perturbation of the spatial component of the Ricci scalar,  $\delta g^{00}$  is defined as  $g^{00} + 1$ ,  $\delta K_\mu{}^\nu$  is the perturbation of the extrinsic curvature,  $\delta K$  is its trace, and  $S_{\text{m}}(g_{\mu\nu}, \Psi_{\text{m}})$  is the action of matter field except dark energy. There are nine time dependent functions in the action modeling the dark energy  $\{\Omega(t), \Lambda(t), c(t), M_2(t), \bar{M}_1(t), \bar{M}_2(t), \bar{M}_3(t), \hat{M}(t), m_2(t)\}$ . The functions  $\{\Lambda(t), c(t)\}$  affect the background evolution. After specifying the expansion history, these two functions are determined from the Friedman equations. The rest of free functions only change the perturbation evolution. We study the EFT of dark energy models using EFTCAMB [108, 109].

In this basis, the second-order EFT functions are defined in a dimensionless form.

$$\begin{aligned}
\gamma_1 &= \frac{M_2(t)^4}{m_0^2 H_0^2}, & \gamma_2 &= \frac{\bar{M}_1(t)^3}{m_0^2 H_0}, & \gamma_3 &= \frac{\bar{M}_2(t)^2}{m_0^2}, \\
\gamma_4 &= \frac{\bar{M}_3(t)^2}{m_0^2}, & \gamma_5 &= \frac{\hat{M}(t)^2}{m_0^2}, & \gamma_6 &= \frac{m_2(t)^2}{m_0^2}.
\end{aligned} \tag{4.2}$$

We demand the following constraints to avoid higher-order spatial derivatives [151, 154]:

$$\begin{aligned}
m_2 &= 0, \\
\hat{M}^2 &= \frac{\bar{M}_2^2}{2} = -\frac{\bar{M}_3^2}{2}.
\end{aligned} \tag{4.3}$$

The constraint from Eq. 4.3 is equivalent to  $2\gamma_5 = \gamma_3 = -\gamma_4$  and  $\gamma_6 = 0$ . Additionally, the EFT-basis can be converted into the  $\mu(z, k)$  and  $\Sigma(z, k)$  (see [155] for details).

For background evolution, we consider both  $\Lambda$ CDM and  $w_0 w_a$ CDM background cosmology. For the  $w_0 w_a$ CDM background evolution, the dark energy equation of motion follows the Chevallier-Polarski-Linder (CPL) parametrization [138, 139] as used previously:

$$w_{\text{DE}}(a) = w_0 + w_a(1 - a). \tag{4.4}$$

The prior is  $w_0 \in [-3, 1]$  and  $w_a \in [-3, 2]$ .

We assume the following time-dependence parametrization for the EFT model:

$$\Omega(a) = \Omega_0 a^{s_0}, \quad \gamma_i(a) = 0, \quad (4.5)$$

where  $\Omega_0$  and  $s_0$  are free parameters to be constrained and  $i = 1, 2, 3$ . The parameter  $s_0$  models how early  $\Omega(a)$  returns to GR prediction.  $\Omega(a)$  controls non-minimal coupling to gravity. As mentioned above, the EFT parameters can be converted into parameters in the  $\alpha$ -basis  $\{\alpha_M, \alpha_B, \alpha_K, \alpha_T\}$  discussed below in [Section 4.2](#) (see [\[152\]](#) for full definitions). The EFT parameter  $\Omega(a)$  is related to the  $\alpha_M$  through

$$\alpha_M = \frac{a}{\Omega + 1} \frac{d\Omega}{da}. \quad (4.6)$$

The  $\gamma_1$  affects kineticity in the EFT of dark energy Lagrangian and  $\gamma_2$  relates to the kinetic braiding. Both are set to zero.

The parameter  $\gamma_3$  relates the speed of gravitational waves to the speed of light through

$$\frac{c_T^2}{c^2} = 1 - \frac{\gamma_3(a)}{1 + \Omega(a) + \gamma_3(a)}, \quad (4.7)$$

we choose  $\gamma_3(a) = 0$  to avoid non-luminal gravitational-wave speed at low redshifts given the constraint from gravitational-wave event GW170817. [Table 1](#) shows the priors on the EFT parameters.

Additionally, we require both ghost stability and gradient stability. The former requires there is no wrong sign of the kinetic term. The latter avoids negative speed of the sound propagation,  $c_s^2 < 0$  in the equations of motion of perturbations.

#### 4.1.1 Results in $\Lambda$ CDM background

First, we report the constraints on the EFT of DE model assuming the  $\Lambda$ CDM background. [Figure 8](#) shows the constraints on  $\{\Omega_0, s_0\}$  in the  $\Lambda$ CDM background with  $\gamma_{1,2} = 0$ . The combination of DESI (FS + BAO), CMB with lensing, and five-year SN Ia sample from DES gives the following constraints on background properties:

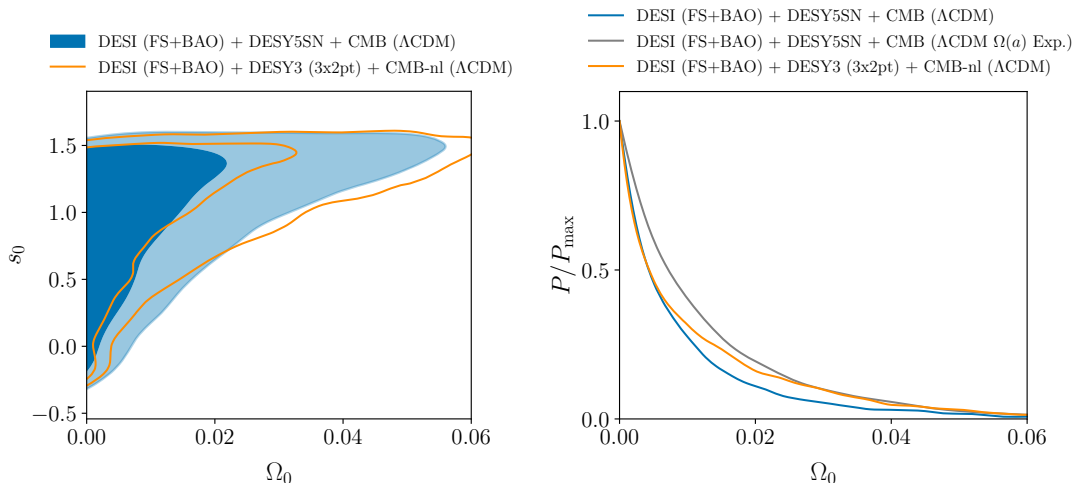
$$\left. \begin{aligned} \Omega_m &= 0.3220 \pm 0.0047, \\ \sigma_8 &= 0.8152 \pm 0.0052, \\ H_0 &= (66.87 \pm 0.34) \text{ km s}^{-1} \text{ Mpc}^{-1}. \end{aligned} \right\} \begin{array}{l} \text{DESI (FS+BAO) +} \\ \text{DESY5SN + CMB.} \end{array} \quad (4.8)$$

We note that a higher value of  $\Omega_m$  relative to the best-fit  $\Lambda$ CDM values is preferred, similar to the constraints in the  $w_0 w_a$ CDM background without modified gravity [\[71\]](#).

The constraints on the EFT parameters are the following:

$$\left. \begin{aligned} \Omega_0 &= 0.01189_{-0.012}^{+0.00099}, \\ s_0 &= 0.996_{-0.20}^{+0.54}, \end{aligned} \right\} \begin{array}{l} \text{DESI (FS+BAO) +} \\ \text{DESY5SN + CMB.} \end{array} \quad (4.9)$$

The parameter  $\Omega(a)$  controls the non-minimal coupling through the effective Planck mass term  $M_{\text{Pl}}^2(1 + \Omega(t))$ . The constraints on the EFT parameters are consistent predictions of GR in this model. Note that the no-ghost and no-gradient conditions already imply that



**Figure 8:** Left: The 68% and 95% credible contours on the EFT parameters  $\{\Omega_0, s_0\}$  using DESI (FS+BAO), CMB (with lensing), and DESY5SN data in the  $\Lambda$ CDM expansion history. We present the constraints on the EFT parameter  $\Omega_0$  for values greater than zero, as the region where  $\Omega_0 < 0$  is unphysical due to stability conditions. Right: The marginalized posterior distribution for the EFT parameter  $\Omega_0$  under power law and exponential parameterizations in  $\Lambda$ CDM background. Both parameterizations yield consistent constraints on  $\Omega_0(a)$ , with no deviation from GR predictions.

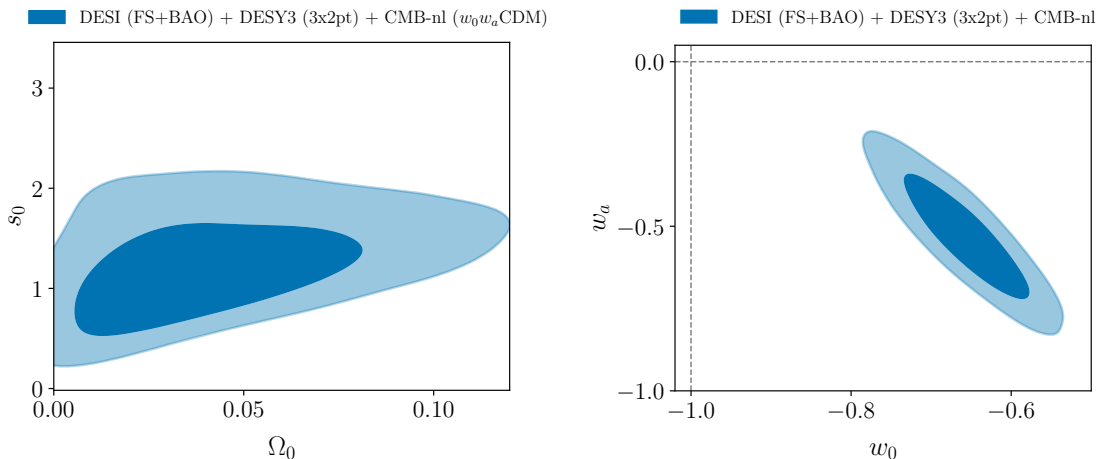
$\Omega(a) > 0$  (see [156] for more details). Using combinations of DESI (FS+BAO), DESY5SN, and CMB measurement, we find the 95% C.L. constraint to be  $\Omega_0 < 0.0412$ . The  $s_0$  value is consistent with one, implying a linear evolution of  $\Omega(a)$ .

Furthermore, combining DESI (FS + BAO) with CMB with no-lensing, weak lensing and galaxy clustering datasets from DESY3 ( $3 \times 2$ -pt), we obtain the following constraints for the EFT parameters:

$$\left. \begin{aligned} \Omega_0 &= 0.0150^{+0.0041}_{-0.016}, \\ s_0 &= 1.06^{+0.49}_{-0.15}, \end{aligned} \right\} \begin{array}{l} \text{DESI (FS+BAO) +} \\ \text{DESY3 (3} \times \text{2-pt) +} \\ \text{CMB-nl.} \end{array} \quad (4.10)$$

The 95% C.L. constraint is  $\Omega_0 < 0.0476$  in this combination of data sets. This result is consistent with the prediction of GR, i.e.,  $\Omega(a) = 0$ . This constraint yields a tighter constraint on the parameter  $s_0$  compared to previous constraint that utilized five-year SN Ia data.

The right panel of Figure 8 shows the marginalized posterior distribution on  $\Omega_0$  in  $\Lambda$ CDM expansion history. We also include the marginalized posterior distributions when modeling  $\Omega(a)$  as an exponential evolution in the  $\Lambda$ CDM background:  $\Omega(a) = \exp\left(\frac{\alpha_{M0}}{\beta} a^\beta\right) - 1.0$ , where  $\alpha_{M0}$  and  $\beta$  are parameters we aim to constrain (see Figure 8). We find a tight constraint of  $\alpha_{M0} < 0.0445$  in the 95% C.L., and that  $\beta$  is  $1.22^{+0.71}_{-0.23}$ . Given the small value of  $\alpha_{M0}$  and  $\beta$  close to unity, the exponential evolution effectively approximates a linear evolution of  $\Omega(a)$ , aligning with our constraints assuming a power-law evolution. We also note that we have tighter constraints on EFT parameter  $\Omega(a)$  compared to similar constraints in the literature, e.g., [15, 157].



**Figure 9:** Left: The marginalized posterior distribution for the EFT parameter  $\Omega_0$  under power law parametrization in  $w_0 w_a$ CDM background. The constraints on EFT  $\Omega_0(a)$  are consistent with GR predictions within  $2\sigma$ . Again, we present the constraints on the EFT parameter  $\Omega_0$  for values greater than zero. Right: The 68% and 95% credible contours on the  $\{w_0, w_a\}$  using DESI (FS+BAO), DESY3 ( $3 \times 2$ -pt), and CMB measurement without lensing in the  $w_0 w_a$ CDM expansion history. The tight constraint on  $\{w_0, w_a\}$  is caused by simple assumption in Eq. (4.5) of the parametrization and setting  $\gamma_{1,2} = 0$ .

#### 4.1.2 Results in $w_0 w_a$ CDM background

In this section, we discuss the constraints on the EFT parameters when fixing background to  $w_0 w_a$ CDM cosmology. Figure 9 shows the constraints on the EFT parameters  $\{\Omega_0, s_0\}$  with  $\gamma_{1,2} = 0$  in the  $w_0 w_a$ CDM background. In this model, the constraints on the dark energy equation of state from DESI (FS+BAO), DESY3 ( $3 \times 2$ -pt), and CMB measurement without lensing are the following:

$$\left. \begin{aligned} w_0 &= -0.657 \pm 0.051, \\ w_a &= -0.53 \pm 0.12, \end{aligned} \right\} \begin{array}{l} \text{DESI (FS+BAO) +} \\ \text{DESY3 (3}\times\text{2-pt) +} \\ \text{CMB-nl .} \end{array} \quad (4.11)$$

We note that the small error bars on  $w_0$  and  $w_a$  here do not come from the constraining power of the data. It is a result of assuming a simple parametrization in Eq. (4.5) for EFT parameter  $\Omega(a)$ , which restricts the exploration of further possible EFT models. Subsequently, this imposes a tighter constraint on the  $w_0$ - $w_a$  plane compared to when, for example, binned non-parametric reconstruction [158], allowing more freedom on EFT parameters (e.g., varying  $\{\Omega(a), \gamma_1(a), \gamma_2(a)\}$  simultaneously)<sup>10</sup>.

Combining DESI (FS + BAO), DESY3 ( $3 \times 2$ -pt), and CMB with no-lensing, we obtain

<sup>10</sup>We tried to constrain EFT parameters with  $\{\Omega(a), \gamma_1(a), \gamma_2(a)\}$  varying simultaneously using combination of DESI (FS+BAO), DESY5SN, and CMB; however, the mcmc chains were difficult to converge in this case.

Model/Dataset	$\Omega_m$	$\sigma_8$	$H_0$	$w_0$	$w_a$	$\Omega_0$	$s_0$
<b>Flat <math>\Lambda</math>CDM</b>							
$(\Omega(a) \text{ free}, \gamma_{1,2}(a) = 0)$							
DESI(FS+BAO)+DESY5SN +CMB	$0.3220 \pm 0.0047$	$0.8152 \pm 0.0052$	$66.87 \pm 0.34$	-1	0	$0.01189^{+0.00099}_{-0.012}$	$0.996^{+0.54}_{-0.20}$
DESI(FS+BAO)+DESY3( $3 \times 2$ -pt) +CMB-nl	$0.3187 \pm 0.0046$	$0.8135 \pm 0.0066$	$67.11 \pm 0.34$	-1	0	$0.0150^{+0.0041}_{-0.016}$	$1.06^{+0.49}_{-0.15}$
<b>Flat <math>w_0 w_a</math>CDM</b>							
$(\Omega(a) \text{ free}, \gamma_{1,2}(a) = 0)$							
DESI(FS+BAO)+DESY3( $3 \times 2$ -pt) +CMB	$0.3647 \pm 0.0087$	$0.756 \pm 0.010$	$62.34 \pm 0.70$	$-0.657 \pm 0.051$	$-0.53 \pm 0.12$	$0.043^{+0.016}_{-0.031}$	$1.23^{+0.31}_{-0.42}$

**Table 7:** Mean values and 68% credible intervals on the cosmological parameters for a subclass of Horndeski model in the EFT-basis.

the following constraints for the EFT parameters:

$$\left. \begin{aligned} \Omega_0 &= 0.043^{+0.016}_{-0.031}, \\ s_0 &= 1.23^{+0.31}_{-0.42}, \end{aligned} \right\} \begin{array}{l} \text{DESI (FS+BAO) +} \\ \text{DESY3 (3} \times \text{2-pt) +} \\ \text{CMB-nl.} \end{array} \quad (4.12)$$

The constraints on EFT parameters are compatible with GR predictions in this dataset combinations. At the 95% C.L., we find the constraint of EFT  $\Omega_0$  to be  $\Omega_0 = 0.043^{+0.052}_{-0.043}$ . Despite consistent with GR in the EFT parameters, indication of dynamics dark energy still persists in the  $w_0 - w_a$  plane. Past work constraining  $\Omega_0$  and  $s_0$  in the  $w_0 w_a$ CDM background did not find such signal using BOSS BAO measurement, Supernovae, CMB, and weak lensing from KiDS [157].

We also observe that our results yield a lower value of  $H_0$ , which worsens the Hubble tension, and higher  $\Omega_m$  values. This may be caused by the parametrization of EFT  $\Omega(a)$  in Eq. (4.5) is not a good fit to the data, which gives larger  $w_0 - w_a$  deviation. However, further work is needed to understand what is driving these constraints.

The full-shape analysis of these EFT parameters may be subject to projection effects and other systematics, considering the full shape information includes many more nuisance parameters and are thus more sensitive to modified gravity models compared to BAO measurement<sup>11</sup>. Nevertheless, we expect projection effects to be small with the inclusion of the DESY3 ( $3 \times 2$ -pt) and CMB measurements with lensing. Table 7 summarizes all the constraints we have obtained for the EFT parameters.

## 4.2 $\alpha$ -basis

Next, we present constraints on the EFT of DE using an alternative basis, the so-called  $\alpha$ -basis [152]. In this formalism, the dynamics of the linear perturbations associated with the scalar degree of freedom  $\phi$  are fully specified by four free functions of time. Namely,  $\alpha_M(t) \equiv d \ln M_*^2 / d \ln a$  characterizing the running of the *effective* Planck mass  $M_*^2(t) = [1 + \Omega(t)] M_{\text{Pl}}^2$ ,  $\alpha_B(t)$  controlling the mixing between the kinetic terms of the scalar and the metric,  $\alpha_K(t)$  related to the scalar field's kinetic term, and finally, the tensor speed excess

<sup>11</sup>Ref. [159] shows that the BAO measurement is robust to Horndeski models considering EFT parameters with power law evolution.



$\alpha_T(t) = c_T^2 - c^2$ . The so-called  $\alpha$ -functions have a direct mapping<sup>12</sup> to the  $G_i(X, \phi)$  functions appearing in the Horndeski Lagrangian [150] and have the advantage of providing a closer link with observations. In our baseline analysis, we adopt the commonly used parameterization

$$\alpha_i(a) = c_i \Omega_{\text{DE}}(a), \quad (4.13)$$

where  $i = \{M, B, K, T\}$ ,  $\Omega_{\text{DE}}(a) \equiv \frac{8\pi G}{3H^2(a)}\rho_{\text{DE}}(a)$ , and  $c_i$  is a constant free parameter. While this choice is not unique, Eq. (4.13) provides a good approximation for certain subclasses of Horndeski models [160–162]. This approximation is further supported by the expectation that dark energy (DE) significantly influences the dynamics only at late times, implying  $\alpha_i \rightarrow 0$  as  $z \rightarrow \infty$ . Different parameterizations, such as the EFT basis  $(\Omega, \gamma_i)$  in Eq. (4.5) and the  $\alpha$ -basis in Eq. (4.13), span distinct functional spaces and may lead to subtle differences in the derived constraints [152, 163, 164]. Thus, testing multiple parameterizations is essential for obtaining robust, unbiased results. However, it is important to emphasize that, as with *any* parametric analysis, the results should be interpreted with caution. For a detailed discussion on these and other parameterizations commonly used in the literature, we refer the reader to Refs. [164–169].

Under the quasi-static approximation (QSA) [170–172], the  $\alpha$ -functions can be related to the phenomenological functions  $\mu(z, k)$  and  $\Sigma(z, k)$  described previously. Assuming  $\alpha_T = 0$  at all times, they can be expressed as [152, 173]

$$\mu(z) = \frac{M_{\text{Pl}}^2}{M_*^2} \left[ 1 + \frac{2(\alpha_M + \frac{1}{2}\alpha_B)^2}{c_s^2(\alpha_K + \frac{3}{2}\alpha_B^2)} \right], \quad (4.14a)$$

$$\Sigma(z) = \frac{M_{\text{Pl}}^2}{M_*^2} \left[ 1 + \frac{(\alpha_M + \frac{1}{2}\alpha_B)(\alpha_M + \alpha_B)}{c_s^2(\alpha_K + \frac{3}{2}\alpha_B^2)} \right], \quad (4.14b)$$

where  $M_{\text{Pl}}^2$  and  $M_*^2$  are the bare and effective Planck masses. The stability conditions discussed in Section 4.1 require  $(\alpha_K + \frac{3}{2}\alpha_B^2) > 0$  to avoid ghosts and  $c_s^2 > 0$  to prevent gradient instabilities, where  $c_s^2$  is given by Eq. (3.13) in [152].

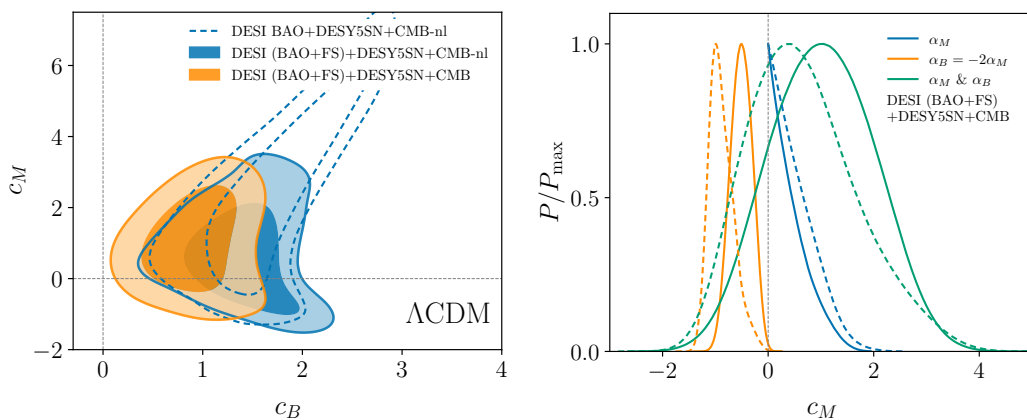
Motivated by the simultaneous detection of GW170817 and its electromagnetic ( $\gamma$ -ray) counterpart GRB170817A [174], which constrains  $\alpha_T \lesssim 10^{-15}$  [175–180], we focus here on the subclass of models satisfying  $\alpha_T = 0$ .<sup>13</sup> In what follows, we also fix  $c_K = 10^{-2}$  since observations are generally insensitive to  $\alpha_K$  [163, 182]. Thus, the remaining functions are the running  $\alpha_M$  and the braiding  $\alpha_B$ . To derive constraints on cosmological parameters, we use the publicly available Boltzmann solver `mochi_class` [110–112] interfaced with the MCMC sampler `cobaya` [183]. In addition to the four (time-dependent)  $\alpha_i(t)$ 's, we need to specify the evolution of the effective energy density,  $\rho_\phi(z)$ . In this work, following the structure in the previous subsection, we consider both a  $\Lambda$ CDM expansion history ( $w_0 = -1, w_a = 0$ ) and a  $w_0 w_a$ CDM expansion history, where  $w_0 \in [-3, 1]$  and  $w_a \in [-3, 2]$  are free to vary. In addition to the usual  $\Lambda$ CDM parameters, we also vary the coefficients  $c_i$  by imposing flat uninformative priors  $c_i \in [-10, 10]$ . Let us note that under such assumptions, some parameter combinations might lead to ghosts or gradient/tachyonic instabilities [152]. To avoid ill-defined (pathological) theories, we reject those points in parameter space violating the stability conditions tested within `hi_class` [112].

<sup>12</sup>see e.g. Appendix A of [152] for the exact definitions

<sup>13</sup>Note that this constraint applies only at  $z \simeq 0$ , and in principle,  $\alpha_T(z) \neq 0$  could be allowed in the past. See also [181] for a discussion on the validity of the EFT of DE at LIGO scales.

We will present constraints for three different subclasses of models, which translates into “activating” certain properties of the linear perturbations. The first class of interest is the one with maximal freedom, allowing both the running  $\alpha_M$  and the braiding  $\alpha_B$  to vary following Eq. (4.13). The second one, closely related to the first model presented in Section 4.1, is the subclass of models with no braiding,  $\alpha_B = 0$ . Finally, we focus on a third subclass of models satisfying  $\alpha_B = -2\alpha_M$ , dubbed “no-slip” gravity [184] (i.e.  $\Phi = \Psi$ ), for which  $\Sigma = \mu = M_{\text{Pl}}^2/M_*^2$ , as is obvious from Eq. (4.14). Note that the subclass of Horndeski theories satisfying  $\alpha_M = -\alpha_B$  corresponds to the well-known case of  $f(R)$  gravity, which might be the subject of future work.

#### 4.2.1 Results in $\Lambda$ CDM background



**Figure 10:** *Left panel:* 2D posterior distributions for the EFT coefficients  $c_M$  and  $c_B$  and for various data combinations, where CMB-nl refers to the CMB anisotropies with no lensing. Note that the region  $c_M < 0$  and  $c_B > 0$  is plagued by gradient instabilities, which explain the sharp “cut-off” of the posterior distributions in the bottom-left region of the plot. *Right panel:* Marginalized 1D posterior distribution for  $c_M$  and the three classes of models considered. These constraints are derived using the DESI (BAO+FS)+DESY5SN+CMB combination, with (solid) and without (dashed) CMB lensing, assuming a  $\Lambda$ CDM expansion history. Note that stability conditions exclude the region  $c_M < 0$  for theories with  $\alpha_B = 0$  (blue).

We start by constraining the cosmological and EFT parameters assuming a  $\Lambda$ CDM expansion history. In what follows, we report the constraints when allowing for both  $\alpha_B$  and  $\alpha_M$  to vary in time, according to Eq. (4.13). The constraints on the background quantities are

$$\left. \begin{aligned} \Omega_m &= 0.3054 \pm 0.0050, \\ \sigma_8 &= 0.837 \pm 0.017, \\ H_0 &= (68.08 \pm 0.38) \text{ km s}^{-1} \text{ Mpc}^{-1}. \end{aligned} \right\} \begin{array}{l} \text{DESI (FS+BAO) +} \\ \text{DESY5SN + CMB.} \end{array} \quad (4.15)$$

We find that the constraints on the (background) cosmological parameters are relatively stable across the three sub-classes of models studied here, as reported in Table 8. For the

coefficients describing the evolution of the  $\alpha_i$ 's, we get

$$\left. \begin{aligned} c_M &= 1.05 \pm 0.96, \\ c_B &= 0.92 \pm 0.33, \end{aligned} \right\} \begin{array}{l} \text{DESI (FS+BAO) +} \\ \text{DESY5SN + CMB .} \end{array} \quad (4.16)$$

The marginalized posterior distribution is shown in [Figure 10](#). The data indicates a small preference for  $\alpha_B \neq 0$ , while remaining consistent with no running of the Planck mass ( $\alpha_M = 0$ ). Stability bounds, in particular, due to gradient instabilities, exclude significant regions in parameter space, such as models with  $c_M \ll 0$ . When growth measurements from DESI are not included, the constraints on the  $\alpha_i$ 's are primarily driven by the late Integrated Sachs-Wolfe (ISW) effect on the CMB [[163](#), [177](#)]. Large values of  $\alpha_M$  (or  $\alpha_B$ ) modify the late-time evolution of the gravitational potentials ( $\dot{\Phi}$  and  $\dot{\Psi}$ ), resulting in excess power at large angular scales (low- $\ell$ ) [[112](#), [164](#)].

When both  $\alpha_B$  and  $\alpha_M$  are allowed to vary, they can interfere destructively, suppressing the low- $\ell$  ISW tail. This interaction can lead to significant deviations from GR while still maintaining a satisfactory fit to the data. This degeneracy is broken when full-shape measurements of the power spectrum multipoles are included, as they tightly constrain the running of the Planck mass,  $\alpha_M$ , by probing the growth of structures at late times. The combined data favor the region  $c_B \gtrsim 0$  and  $c_M \lesssim 2$ . Let us note that at this stage that such a region can be efficiently probed by cross-correlating galaxies with the CMB [[185](#), [186](#)]. Including such cross-correlation would result in even tighter constraints on the  $\alpha_i$ 's through a more sensitive probe of the ISW effect.

A notable subclass of theories, which falls nicely in the region currently allowed by observations, is “no-slip” gravity [[184](#)]. This subclass of theories is characterized by  $\alpha_B = -2\alpha_M$ , which ensures  $\Phi = \Psi$  and a slip parameter of  $\eta \equiv 1$ . In such theories, the mild preference for  $c_B \neq 0$  is reflected in the 1d marginalized posterior distribution for  $c_M$ , shown in the right panel of [Figure 10](#).

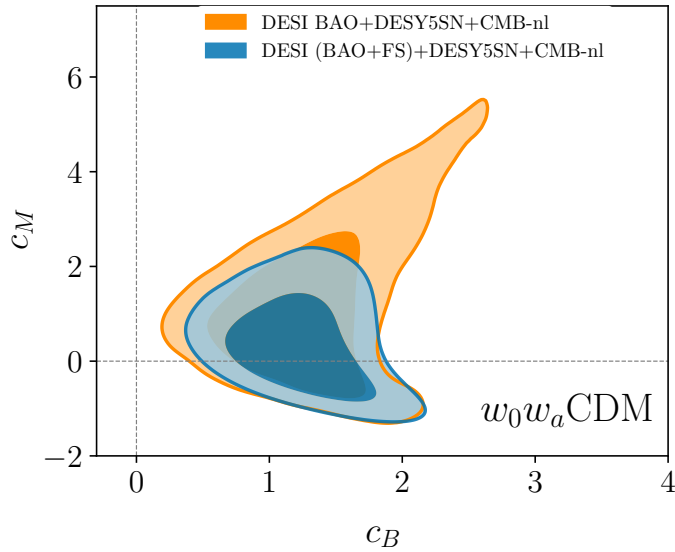
For models with no braiding ( $\alpha_B = 0$ ), known as “only-run” gravity [[126](#)], stability conditions impose  $\alpha_M \geq 0$ , as shown in [Figure 10](#). In such theories, although dark energy does not cluster on subhorizon scales, the growth of matter perturbations is still affected by the non-minimal coupling ( $\alpha_M \neq 0$ ). Consequently, the inclusion of full-shape measurements results in an upper bound on  $c_M < 1.14$  at 95% C.L., consistent with GR. These results can be seen as complementary to the ones presented in [Section 4.1](#), for the first model, where  $\Omega(a)$  is free and  $\gamma_1(a) = \gamma_2(a) = 0$ .

#### 4.2.2 Results in $w_0w_a$ CDM background

Next, we let the effective dark energy density  $\rho_\phi$  vary with time according to the canonical  $w(a) = w_0 + w_a(1 - a)$  parametrisation [[138](#), [139](#)]. Our background parameters estimates are

$$\left. \begin{aligned} \Omega_m &= 0.3131 \pm 0.0063, \\ \sigma_8 &= 0.832 \pm 0.017, \\ H_0 &= (67.36 \pm 0.62) \text{ km s}^{-1} \text{ Mpc}^{-1}. \end{aligned} \right\} \begin{array}{l} \text{DESI (FS+BAO) +} \\ \text{DESY5SN + CMB-nl .} \end{array} \quad (4.17)$$

Despite a small increase in  $\Omega_m$ , these are in good agreement with those reported in the previous [Section 4.2.1](#), where we assumed a  $\Lambda$ CDM-expansion history. The equation of state



**Figure 11:** 2D posterior distributions for the EFT coefficients  $c_M$  and  $c_B$  and for various data combinations.

parameters are constrained to be

$$\left. \begin{aligned} w_0 &= -0.801 \pm 0.65, \\ w_a &= -0.70 \pm 0.29, \end{aligned} \right\} \begin{array}{l} \text{DESI (FS+BAO)} \\ \text{+DESY5SN + CMB-nl.} \end{array} \quad (4.18)$$

We note that, while the statistical significance decreases due to an extended parameter space, the tantalizing hints for  $w(z) \neq -1$  previously reported in [69, 71, 187, 188] remain. For the coefficients describing the evolution of the  $\alpha$ -functions, we obtain

$$\left. \begin{aligned} c_M &= 0.33^{+0.63}_{-0.91}, \\ c_B &= 1.25 \pm 0.33, \end{aligned} \right\} \begin{array}{l} \text{DESI (FS+BAO) +} \\ \text{DESY5SN +CMB-nl.} \end{array} \quad (4.19)$$

Our results are consistent with no running of the Planck mass,  $\alpha_M = 0$ , as predicted by General Relativity. Interestingly, when allowing the dark energy equation of state to vary with time, the combined data begin to favor a non-zero braiding parameter,  $c_B \neq 0$  [160, 189, 190]. These findings, summarized in Table 8, align with recent literature [105, 186, 191, 192] however, the inclusion of DESI’s full-shape measurements in this work places strong constraints on  $\alpha_M$  and show the possibility of  $\alpha_B \neq 0$ . As discussed in Section 3.2.1—and shown in Figure 1—the derived modified gravity constraints are moderately sensitive to the choice of CMB likelihood. Notably, the statistical significance of deviations from GR decreases when moving from Planck PR3 to newer CamSpec [88, 89] or HiLLiPoP/LoLLiPoP [90, 91] likelihoods based on Planck PR4, which lack the  $A_{\text{lens}}$  and  $\Omega_k$  anomalies that often correlate with modifications to gravity [134]. Due to the high dimensionality of our parameter space, we did not repeat the analysis with these alternative CMB likelihoods. However, we anticipate that the results would trend towards GR-predicted values ( $\alpha_B = \alpha_M = 0$ ) when using Planck PR4 data, especially with the addition of DESY3 ( $3 \times 2\text{pt}$ ) measurements.

An important point worth mentioning is that full-shape analyses based on the EFTofLSS may be subject to prior and projection effects (thoroughly discussed in [70]), particularly in extended parameter spaces [71], as considered here. We assume that the combination of DESI (BAO+FS), DESY5SN, and CMB data effectively mitigates such projection effects, though further work is needed to clarify whether these effects or other systematics in the data could contribute to the preference for  $\alpha_B \neq 0$ . Lastly, we expect that including the ISW effect could be crucial in constraining the  $\alpha$ -functions. We leave this for future work.

model/dataset	$H_0$	$\Omega_m$	$\sigma_8$	$w_0$	$w_a$	$c_M$	$c_B$
<b>Flat <math>\Lambda</math>CDM</b> ( $\alpha_M$ & $\alpha_B$ free)							
DESI BAO+DESY5SN+CMB-nl	$68.20 \pm 0.43$	$0.3042 \pm 0.0056$	$0.871^{+0.025}_{-0.048}$	-1	0	$2.1^{+1.4}_{-2.6}$	$1.66^{+0.47}_{-0.55}$
DESI(FS+BAO)+DESY5SN +CMB-nl	$68.14 \pm 0.41$	$0.3049 \pm 0.0054$	$0.840^{+0.011}_{-0.021}$	-1	0	$0.43^{+0.80}_{-1.3}$	$1.43 \pm 0.40$
DESI(FS+BAO)+DESY5SN +CMB	$68.06 \pm 0.37$	$0.3057 \pm 0.0048$	$0.835 \pm 0.015$	-1	0	$0.98 \pm 0.89$	$0.91 \pm 0.31$
<b>(<math>\alpha_M</math> free &amp; <math>\alpha_B = 0</math>)</b>							
DESI BAO+DESY5SN+CMB-nl	$67.82 \pm 0.41$	$0.3088 \pm 0.0055$	$0.8180^{+0.0076}_{-0.010}$	-1	0	$0.44^{+0.12}_{-0.43}$	0
DESI(FS+BAO)+DESY5SN +CMB-nl	$67.78 \pm 0.37$	$0.3093 \pm 0.0050$	$0.8190^{+0.0079}_{-0.0098}$	-1	0	< 0.636	0
DESI(FS+BAO)+DESY5SN +CMB	$67.71 \pm 0.35$	$0.3103^{+0.0043}_{-0.0049}$	$0.8219^{+0.0072}_{-0.0095}$	-1	0	$0.54^{+0.12}_{-0.54}$	0
<b>(<math>\alpha_B = -2\alpha_M</math>)</b>							
DESI BAO+DESY5SN+CMB-nl	$68.14 \pm 0.42$	$0.3049 \pm 0.0055$	$0.8306^{+0.0092}_{-0.0077}$	-1	0	$-0.85^{+0.18}_{-0.31}$	$-2c_M$
DESI(FS+BAO)+DESY5SN +CMB-nl	$68.14 \pm 0.43$	$0.3048 \pm 0.0056$	$0.8287^{+0.0098}_{-0.0076}$	-1	0	$-0.89^{+0.17}_{-0.26}$	$-2c_M$
DESI(FS+BAO)+DESY5SN +CMB	$68.04 \pm 0.41$	$0.3062 \pm 0.0053$	$0.8161 \pm 0.0053$	-1	0	$-0.51 \pm 0.21$	$-2c_M$
<b>Flat <math>w_0w_a</math>CDM</b> ( $\alpha_M$ & $\alpha_B$ free)							
DESI BAO+DESY5SN+CMB-nl	$67.21^{+0.66}_{-0.75}$	$0.3136 \pm 0.0067$	$0.843^{+0.017}_{-0.028}$	$-0.775 \pm 0.073$	$-0.75 \pm 0.33$	$0.93^{+0.70}_{-1.4}$	$1.23^{+0.41}_{-0.47}$
DESI(FS+BAO)+DESY5SN +CMB-nl	$67.36 \pm 0.62$	$0.3131 \pm 0.0062$	$0.832^{+0.013}_{-0.018}$	$-0.801 \pm 0.065$	$-0.70 \pm 0.29$	$0.33^{+0.63}_{-0.91}$	$1.25 \pm 0.33$
DESI(FS+BAO)+DESY5SN +CMB	$67.35 \pm 0.65$	$0.3127 \pm 0.0063$	$0.823 \pm 0.017$	$-0.803^{+0.062}_{-0.072}$	$-0.68^{+0.31}_{-0.25}$	$0.39^{+0.56}_{-1.1}$	$0.95^{+0.24}_{-0.37}$

**Table 8:** Mean values and 68% credible intervals on MG and cosmological parameters for various subclasses of Horndeski models, using the  $\alpha$ -basis and various dataset combinations.

## 5 Conclusions

We derive constraints on modified gravity parameters using data from the full-shape (FS) modeling of the power spectrum, including the effects of redshift-space distortions from the first year of DESI Data Release 1 (DR1). This clustering data is very sensitive to the growth rate of large scale structure and is very effective at constraining gravity theory at cosmological scales.

We present results for DESI in combination with other available datasets including: the CMB temperature and polarization data from Planck as well as CMB lensing from Planck and ACT, BBN constraints on the physical baryon density, the galaxy weak lensing and clustering as well as their cross-correlation referred to as the DESY3, and supernova data from DES Y5. We avoid using CMB lensing and the DESY3 ( $3\times 2$ -pt) data at the same time in any combination due to their covariance.

We first consider the often-used  $\mu(a, k)$ - $\Sigma(a, k)$  phenomenological parameterization (as well as  $\eta(a, k)$ ) in order to test deviations from general relativity. In this approach, one aims to test whether the data shows any departures from the values predicted by GR (zero in this parameterization) without assuming a specific model of modified gravity. By construction,  $\mu(a, k)$  is featured in the equation that governs the dynamics of massive particles, while  $\Sigma(a, k)$  appears in the equation that governs the dynamics of massless particles that can be constrained by gravitational lensing as an example.

We start by deriving constraints for  $\mu(a)$ - $\Sigma(a)$  using a functional form to express the dependence on time (or redshift) of such parameters in a  $\Lambda$ CDM cosmological background. We find that DESI (FS+BAO)+BBN+ $n_{s10}$  gives  $\mu_0 = 0.11^{+0.44}_{-0.54}$  which is consistent with the GR value of zero for this scheme. DESI produces no direct constraints on the parameter  $\Sigma_0$ ; however, when combined with other datasets, it breaks degeneracies in cosmological parameters and allows to significantly improve the constraints on  $\Sigma_0$ .

We next derive constraints on these parameters using the Planck CMB data with and without lensing. We find that using Planck CMB PR3 without lensing gives results on  $\Sigma_0$  that are in some tension with the GR value of zero. This was associated, in previous studies, with the CMB lensing anomaly (a systematic effect) that was usually expressed in terms of non-unity of the non-physical parameter  $A_{\text{lens}}$ . In fact when CMB (PR3) is combined with DESI, this tension raises well above the  $3\text{-}\sigma$  level (see bottom-left panel of [Figure 1](#)) (but again, this is driven by Planck PR3 not DESI). We also derive constraints on these MG parameters using the Planck CMB likelihood Camspec and the most recent LoLLiPoP-HiLLiPoP. The problem of  $A_{\text{lens}}$  is partly alleviated with Camspec and resolved with LoLLiPoP-HiLLiPoP. We find in our new results on MG that the tension in  $\Sigma_0$  is alleviated with Camspec and goes away with LoLLiPoP-HiLLiPoP. We then combine DESI (FS+BAO) with the no-lensing CMB data using the three likelihoods and observe the same trend for this tension. This thus seems to demonstrate the connection of this tension to the lensing anomaly, and that it seems to be related to a possible systematic effect in Planck PR3.

We find the tightest constraints on the two MG parameters come from our combination DESI+CMB-no-lensing+DESY3+DESY5-SN and are given by  $\mu_0 = 0.05 \pm 0.22$  and  $\Sigma_0 = 0.008 \pm 0.045$  and similarly  $\mu_0 = 0.01^{+0.19}_{-0.24}$  and  $\eta_0 = 0.09^{+0.36}_{-0.60}$  (but noting that the DESY5 SN in this case is not adding any significant further constraints but this will not be the case for the  $w_0w_a$ CDM background or other extended dependencies). All the constraints are consistent with the GR predicted values but the resultant constraint on  $\Sigma_0$  is found to be nearly a factor of 5 better than that on  $\mu_0$ .

We then consider the same parameterization and time evolution but in a  $w_0w_a$ CDM cosmological background. In view of the increase in the total number of cosmological parameters, we use the full combination DESI+CMB (LoLLiPoP-HiLLiPoP)-nl + DESY3 + DESY5 SN and find that adding the supernova dataset does make a significant improvement on both the dark energy equation of state parameters and also the MG parameters. Interestingly, even in this extended case of parameters, the constraints on the dark energy parameters still indicate a preference for a time evolving equation of state with  $w_0 = -0.784 \pm 0.061$  and  $w_a = -0.82^{+0.28}_{-0.24}$  while the MG results  $\mu_0 = -0.24^{+0.32}_{-0.28}$  and  $\Sigma_0 = 0.006 \pm 0.043$  are still all consistent with GR.

Next, we finish for the functional parameterization by allowing for both time and scale dependence. That is done by adding three further MG parameters that control the scale functional dependence, i.e.  $\lambda$ ,  $c_1$  and  $c_2$ . We again use the full and most constraining combination of datasets, DESI+CMB (PR3)-nl+DESY3+DESY5SN and obtain,  $\mu_0 = 0.03^{+0.13}_{-0.14}$ ,  $\Sigma_0 = 0.027 \pm 0.043$ , but the scale parameters remain difficult to constrain using this functional form. Interestingly, the binning method in redshift and scale does much better and is able to return meaningful constraints on all parameters. In all cases, the results are found to be consistent with GR.

We now move to the binning parameterization where, instead of using analytical functions to express time or scale evolution, we rather design bins of redshifts and bins of scales with smoothed transitions. We start by binning in redshift-only and assume two bins with MG parameters  $\mu_1$  and  $\Sigma_1$  in a first bin with  $0 \leq z < 1$  and  $\mu_2$  and  $\Sigma_2$  in a second bin with  $1 \leq z < 2$ . We assume that beyond  $z \geq 2$ , gravity is given by GR and all the parameters are set to take the GR value of 1 (note the convention for the binning form). Using again the combination DESI+CMB (PR3)-nl+DESY3+DESY5SN, we obtain  $\mu_1 = 1.02 \pm 0.13$ ,  $\mu_2 = 1.04 \pm 0.11$ ,  $\Sigma_1 = 1.021 \pm 0.029$  and  $\Sigma_2 = 1.022^{+0.027}_{-0.023}$ , which are all consistent with GR.

The next level in the binning parameterization is to allow for binning in both redshift and scale and we implement that. We use the two bins in redshift above but crossed with two other bins in scale, giving 4 parameters  $\mu_i$  and 4 parameters  $\Sigma_i$ . Similarly, we find that the combination DESI+CMB (PR3)-nl+DESY3+DESY5SN is able to give constraints on all 8 parameters, that are consistent with GR.

It is worth noting that in both the functional forms and binned forms of MG parameterizations, when we use a  $w_0w_a$ CDM expansion background, we still find that the combined data show preference for a dynamical dark energy with  $w_0 > -1$  and  $w_a < 0$ .

In sum for the above part, we find that all the constraints are consistent with the GR predicted values. We also find that current combined datasets provide a more precise measurement on the  $\Sigma$  parameters than the  $\mu$  parameters by up to a factor 5. This indicates that there is room for a lot of improvement on  $\mu_0$  where DESI is expected to play a major role in reducing such uncertainties with its next four years of data.

We also note that the analysis including *both* redshift and scale seems to start providing tight and meaningful constraints on the MG parameters for the binned parameterization which is an important step in testing modified gravity in cosmology.

We next constrain the class of Horndeski theory in the effective field theory of dark energy approach. We assume both an EFT-basis and an  $\alpha$ -basis in the analysis. In the EFT-basis, we first assume non-minimal coupling with a parameterization  $\Omega(a) = \Omega_0 a^{s_0}$  with  $\gamma_1(a) = \gamma_2(a) = \gamma_3(a) = 0$ . Specifically in a  $\Lambda$ CDM background, using data from DESI (FS+BAO), DESY5SN, and CMB data, we obtain  $\Omega_0 = 0.01189^{+0.00099}_{-0.012}$  and  $s_0 = 0.996^{+0.54}_{-0.20}$ . Additionally, when combining DESI (FS+BAO), DES Y3 ( $3 \times 2$ -pt), and CMB without lens-

ing measurement, we obtain the constraints  $\Omega_0 = 0.0150_{-0.016}^{+0.0041}$  and  $s_0 = 1.06_{-0.15}^{+0.49}$  assuming a  $\Lambda$ CDM background. In the  $w_0w_a$ CDM background, we find that the EFT parameters  $\Omega_0 = 0.043_{-0.031}^{+0.016}$  and  $s_0 = 1.23_{-0.42}^{+0.31}$  are consistent with GR predictions within  $2\sigma$ , and we still find an indication for dynamical dark energy. The constraints on the EFT parameters in this model in both the  $\Lambda$ CDM and the  $w_0w_a$ CDM background show consistency with the predictions of GR ( $\Omega_0 = 0$ ).

Assuming  $\alpha_i \propto \Omega_{\text{DE}}(a)$ , we investigated three distinct classes of Horndeski models, each characterized by different properties in the linear perturbations. Our results, analyzed using this basis, are broadly consistent with no running of the Planck mass ( $c_M = 0$ ), as expected from general relativity (GR), while showing some possible small departure of braiding term,  $\alpha_B$ , from zero. This could reflect projection effects, potential systematics in the data or something else and needs further exploration. These findings underscore the critical role of growth and lensing measurements in constraining modifications to gravity. Below, we summarize the main results for each class:

No Braiding ( $\alpha_B = 0$ ): Assuming a  $\Lambda$ CDM expansion history, the combined DESI (BAO+FS)+DESY5SN+CMB data constrains  $c_M < 1.14$  at the 95% confidence level, in agreement with the expectations from GR ( $\alpha_M = 0$ ). No-Slip Gravity ( $\alpha_B = -2\alpha_M$ ): In this scenario, the relationship  $\alpha_B = -2\alpha_M$  fixes the gravitational potentials such that  $\Psi = \Phi$ . Consequently, lensing is closely tied to the growth of structures. Our analysis yields  $c_M = -0.51 \pm 0.21$ , which is consistent with GR within  $2\sigma$ . Running & Braiding ( $\alpha_B, \alpha_M$ ): For this case, we find that DESI full-shape measurements are crucial for constraining  $\alpha_M$ . However, they are insufficient to fully break degeneracies with  $\alpha_B$ , leading to a mild deviation of  $\alpha_B$  from 0. Combining DESI full-shape constraints with CMB lensing and weak lensing measurements proves essential to disentangle the effects of the running term  $\alpha_M$  and the braiding term  $\alpha_B$ , thereby recovering consistency with GR. In summary, while the combined DESI (FS+BAO)+DESY5SN+CMB data yield results consistent with GR when  $\alpha_B = 0$ , there is a slight preference for  $c_B > 0$  when the braiding term  $\alpha_B$  is allowed to vary. This preference is more pronounced in the absence of lensing constraints. When CMB lensing data are included, the constraints shift back towards  $c_B \rightarrow 0$  and is consistent with GR.

In sum, we focused in this paper on an analysis dedicated to testing modified gravity at cosmological scales using data from DESI, a Stage IV dark energy experiment, in combination with other publicly available datasets. We find that one year of data from DESI is able to provide constraints on MG parameters that are as competitive as two decades of data from SDSS. Moreover, DESI provides direct effective constraints on the MG parameter(s) associated with the growth rate of large scale structure using the full shape analysis indicating that forthcoming DESI data will play a major role in constraining the nature of gravity theory at cosmological scales.

## 6 Data Availability

The data used in this analysis will be made public along the Data Release 1 (details in <https://data.desi.lbl.gov/doc/releases/>).

## Acknowledgments

MI acknowledges that this material is based upon work supported in part by the Department of Energy, Office of Science, under Award Number DE-SC0022184 and also in part by the



U.S. National Science Foundation under grant AST2327245. RC is funded by the Czech Ministry of Education, Youth and Sports (MEYS) and European Structural and Investment Funds (ESIF) under project number CZ.02.01.01/00/22.008/0004632. GV acknowledges the support of the Eric and Wendy Schmidt AI in Science Postdoctoral Fellowship at the University of Chicago, a Schmidt Sciences, LLC program. AA, GN, and HN acknowledge support by CONAHCyT CBF2023-2024-162 and JLCC CBF2023-2024-589. AA acknowledges support by PAPIIT IG102123. GN acknowledges the support of DAIP-UG and the computational resources of the DCI-UG DataLab. CGQ acknowledges support provided by NASA through the NASA Hubble Fellowship grant HST-HF2-51554.001-A awarded by the Space Telescope Science Institute, which is operated by the Association of Universities for Research in Astronomy, Inc., for NASA, under contract NAS5-26555.

This material is based upon work supported by the U.S. Department of Energy (DOE), Office of Science, Office of High-Energy Physics, under Contract No. DE-AC02-05CH11231, and by the National Energy Research Scientific Computing Center, a DOE Office of Science User Facility under the same contract. Additional support for DESI was provided by the U.S. National Science Foundation (NSF), Division of Astronomical Sciences under Contract No. AST-0950945 to the NSF National Optical-Infrared Astronomy Research Laboratory; the Science and Technology Facilities Council of the United Kingdom; the Gordon and Betty Moore Foundation; the Heising-Simons Foundation; the French Alternative Energies and Atomic Energy Commission (CEA); the National Council of Humanities, Science and Technology of Mexico (CONAHCYT); the Ministry of Science and Innovation of Spain (MICINN), and by the DESI Member Institutions: <https://www.desi.lbl.gov/collaborating-institutions>.

The DESI Legacy Imaging Surveys consist of three individual and complementary projects: the Dark Energy Camera Legacy Survey (DECaLS), the Beijing-Arizona Sky Survey (BASS), and the Mayall z-band Legacy Survey (MzLS). DECaLS, BASS and MzLS together include data obtained, respectively, at the Blanco telescope, Cerro Tololo Inter-American Observatory, NSF NOIRLab; the Bok telescope, Steward Observatory, University of Arizona; and the Mayall telescope, Kitt Peak National Observatory, NOIRLab. NOIRLab is operated by the Association of Universities for Research in Astronomy (AURA) under a cooperative agreement with the National Science Foundation. Pipeline processing and analyses of the data were supported by NOIRLab and the Lawrence Berkeley National Laboratory. Legacy Surveys also uses data products from the Near-Earth Object Wide-field Infrared Survey Explorer (NEOWISE), a project of the Jet Propulsion Laboratory/California Institute of Technology, funded by the National Aeronautics and Space Administration. Legacy Surveys was supported by: the Director, Office of Science, Office of High Energy Physics of the U.S. Department of Energy; the National Energy Research Scientific Computing Center, a DOE Office of Science User Facility; the U.S. National Science Foundation, Division of Astronomical Sciences; the National Astronomical Observatories of China, the Chinese Academy of Sciences and the Chinese National Natural Science Foundation. LBNL is managed by the Regents of the University of California under contract to the U.S. Department of Energy. The complete acknowledgments can be found at <https://www.legacysurvey.org/>.

Any opinions, findings, and conclusions or recommendations expressed in this material are those of the author(s) and do not necessarily reflect the views of the U.S. National Science Foundation, the U.S. Department of Energy, or any of the listed funding agencies.

The authors are honored to be permitted to conduct scientific research on Iolkam Du'ag (Kitt Peak), a mountain with particular significance to the Tohono O'odham Nation.

## A Constraints and comparison using ShapeFit results

The cosmological information can be extracted from large-scale structures using two primary methods: the Full Shape method as used in [Section 3](#) or compression techniques. Here, we perform a direct comparison of the constraints obtained from ShapeFit compression with those derived from the full-shape method in the context of a  $\Lambda$ CDM background with time-only dependence of MG parameters. The compression method, such as ShapeFit (SF) [[193](#)], relies on fitting power-spectrum multipoles using a template cosmology and a set of free parameters that capture information about the underlying cosmology. The ShapeFit compression combines BAO scaling parameters,  $\alpha_{\parallel}$  and  $\alpha_{\perp}$ , the growth of the structure,  $df$ , and two shape parameters,  $m$  and  $n$ , which model the broadband shape of the linear power spectrum, pivoting at a specific scale, allowing the capture of information from both the matter-radiation equality epoch and the spectral index through:

$$P'_{\text{lin}} = P_{\text{lin}}^{\text{fid}} \exp \left\{ \frac{m}{a} \tanh \left[ a \ln \left( \frac{k}{k_p} \right) \right] + n \ln \left( \frac{k}{k_p} \right) \right\}, \quad (\text{A.1})$$

where  $k_p$  and  $a$  values has been kept fixed at  $k_p = 0.03h^{\text{fid}}\text{Mpc}^{-1}$ ,  $a = 0.6$  and  $n = 0$ . We set  $n = 0$  due to the strong anti-correlation between the shape parameters  $n$  and  $m$  [[80](#), [193](#)].

We closely follow the compression outlined in [[70](#)] and utilize the ShapeFit measurements from six redshift bins combined with distance-scale information from the post-reconstruction correlation function, and BAO Ly $\alpha$  likelihood [[67](#)] used in DESI DR1 BAO measurements. For more details of the Shapefit pipeline, we refer readers to section 4 of [[70](#)]. The ShapeFit compression, similar to RSD  $f\sigma_{38}$  measurements, serves as an independent probe for the redshift dependence of the gravitational constant  $\mu(z)$ . For the sake of brevity, we will denote the combined likelihood as DESI (SF + BAO).

When considering the  $(\mu_0, \Sigma_0)$  anstaz discussed in [Section 3](#), we find DESI (SF + BAO) + CMB(PR3)-nl + DESY5SN gives the following constraints:

$$\begin{aligned} \mu_0 &= 0.10 \pm 0.25, \\ \Sigma_0 &= 0.363^{+0.12}_{-0.092}, \end{aligned}$$

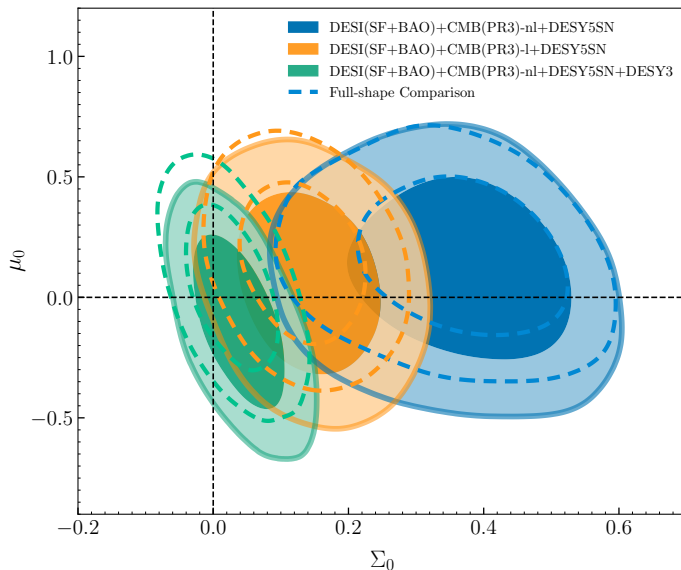
These constraints tighten up when DESY3 is added to the mix.

$$\begin{aligned} \mu_0 &= -0.10 \pm 0.23, \\ \Sigma_0 &= 0.039^{+0.043}_{-0.048}, \end{aligned}$$

However, when CMB lensing is used instead of DESY3, we obtain the following constraints

$$\begin{aligned} \mu_0 &= -0.06 \pm 0.25, \\ \Sigma_0 &= 0.144 \pm 0.071, \end{aligned}$$

In [Figure 12](#), we show the constraints obtained from the DESI (SF + BAO) in combination with the CMB (without lensing) and DESY5SN, depicted in blue. The incorporation of CMB lensing data lowers the constraints on the parameter  $\Sigma_0$ , making them more consistent with GR. Finally, the combination of DESI(SF + BAO) + CMB(PR3)-nl + DESY5SN + DESY3 further tightens the constraints on  $\Sigma_0$ , centering credible contours around prediction



**Figure 12:** The data combination of DESI(SF + BAO), CMB (without lensing), and DESY5SN, depicted in blue contours, presents 68% and 95% credible limits on  $\mu_0$  and  $\Sigma_0$  parameters. Upon the addition of CMB lensing to the combination, represented in orange, the constraints on  $\Sigma_0$  shift to a lower value, aligning with the predictions of GR. Lastly, the combination of DESI(SF + BAO) + CMB(PR3)-nl + DESY5SN + DESY3, shown in green, is completely consistent with GR ( $\mu_0 = 0$ ,  $\Sigma_0 = 0$ ). We also compare these constraints with the DESI (FS + BAO) results, which are illustrated with dotted lines and discussed in the previous section.

of GR ( $\mu_0 = 0$ ,  $\Sigma_0 = 0$ ). Additionally, we show corresponding DESI(FS+BAO) data combinations in dotted lines, which, as expected, provide tighter constraints compared to those from SF+BAO, indicating consistency across different dataset combinations.

Our results reveal that the constraints on the parameters  $\mu_0$  and  $\Sigma_0$  are overall consistent, although slightly weaker when using SF compression in comparison to the full-shape analysis and as expected. This difference is attributed to the fact that ShapeFit employs a single SF parameter ( $m$ ) to capture information around the matter-radiation equality epoch. In contrast, the full-shape analysis leverages the complete shape of the power spectrum, allowing for efficient extraction of the cosmological information.

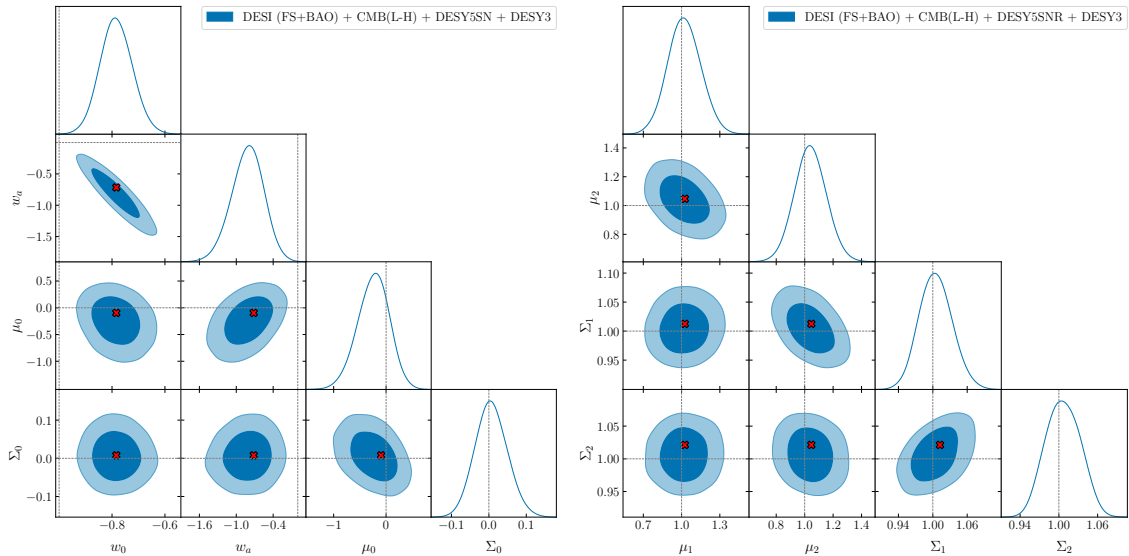
Despite the agreement between full-shape and Shapefit results, it's important to note that the ShapeFit compression is not designed and validated for MG scenarios and extra caution should be exercised when interpreting the results within the context of MG theories.

## B Projection effects in the context of modified gravity

In this appendix, we investigate projection effects by comparing the Maximum A Posteriori (MAP) values to the mean values of posteriors within the framework of the MG parameterization. In this context, projection effects refer to the shifts that may occur when nuisance parameters, such as bias, stochastic terms, and counter-terms, are partially degenerate with cosmological parameters, see e.g. Ref. [70] for detailed discussions. When marginalizing over

these nuisance parameters, the peak of the posterior distribution can shift away from the marginal posterior distribution.

We determine the MAP by maximizing the log-posterior using the `prospect` [194] package, initiated from the maximum log-posterior points identified within the MCMC chains. [194] utilizes simulated annealing, a gradient-free stochastic optimization algorithm, which incorporates adaptive step-size tuning and covariance matrices derived from the MCMC to optimize the log-posterior effectively <sup>14</sup>



**Figure 13:** The impact of projection effects on the modified gravity parameters. The left subplot illustrates the marginal posterior distribution of  $\mu_0 - \Sigma_0$  with a  $w_0 - w_a$  cosmological expansion background using DESI+CMB(L-H)+DESY5SN+DESY3, with blue contours representing 68% and 95% credible interval regions, and the red cross highlighting the maximum a posteriori (MAP) values obtained from `prospect`. The right subplot presents the corresponding constraints for binned  $\mu(z)$  and  $\Sigma(z)$  in the  $\Lambda$ CDM expansion background.

As illustrated in Figure 13, the maximum a posteriori and mean values for the MG parameters  $\mu_0$  and  $\Sigma_0$  fall well within  $1\sigma$ , demonstrating that projection-induced biases are limited when all datasets are combined, supporting the robustness of the MG constraints presented in our study. We leave a detailed characterization of these effects for various MG models and datasets for future work.

## References

- [1] A. Einstein, *Die Feldgleichungen der Gravitation*, *Sitzungsber. Koenigl. Preuss. Akad. Wiss. (Berlin)* (1915) 844.
- [2] C.M. Will, *Theory and Experiment in Gravitational Physics*, Cambridge University Press, 2nd ed. (2018).
- [3] E. Berti, E. Barausse, V. Cardoso et al., *Testing general relativity with present and future astrophysical observations*, *Class. Quantum Grav.* **32** (2015) 243001 [1501.07274].

<sup>14</sup>We have validated the `prospect` results with the  $w_0 - w_a$  model results presented in the appendix of [71] where another software was used, and the findings were very similar.

- [4] C.M. Will, *The Confrontation between General Relativity and Experiment*, *Living Rev. Rel.* **17** (2014) 4 [[1403.7377](#)].
- [5] S. Weinberg, *The cosmological constant problem*, *Rev. Mod. Phys.* **61** (1989) 1.
- [6] T. Padmanabhan, *Cosmological constant-the weight of the vacuum*, *Phys. Rep.* **380** (2003) 235 [[hep-th/0212290](#)].
- [7] V. Sahni and A. Starobinsky, *The Case for a Positive Cosmological  $\Lambda$ -Term*, *Int. J. Mod. Phys. D* **9** (2000) 373 [[astro-ph/9904398](#)].
- [8] S.M. Carroll, *The Cosmological Constant*, *Living Rev. Relativ.* **4** (2001) 1 [[astro-ph/0004075](#)].
- [9] P.J.E. Peebles and B. Ratra, *The cosmological constant and dark energy*, *Rev. Mod. Phys.* **75** (2003) 559 [[astro-ph/0207347](#)].
- [10] E.J. Copeland, M. Sami and S. Tsujikawa, *Dynamics of Dark Energy*, *Int. J. Mod. Phys. D* **15** (2006) 1753 [[hep-th/0603057](#)].
- [11] M. Ishak, *Remarks on the formulation of the cosmological constant/dark energy problems*, *Found. Phys.* **37** (2007) 1470 [[astro-ph/0504416](#)].
- [12] DES collaboration, *Dark Energy Survey Year 3 results: Constraints on extensions to  $\Lambda$ CDM with weak lensing and galaxy clustering*, *Phys. Rev. D* **107** (2023) 083504 [[2207.05766](#)].
- [13] C. Blake et al., *Testing gravity using galaxy-galaxy lensing and clustering amplitudes in KiDS-1000, BOSS and 2dFLenS*, *Astron. Astrophys.* **642** (2020) A158 [[2005.14351](#)].
- [14] S. Joudaki et al., *KiDS-450: Testing extensions to the standard cosmological model*, *Mon. Not. Roy. Astron. Soc.* **471** (2017) 1259 [[1610.04606](#)].
- [15] PLANCK collaboration, *Planck 2015 results. XIV. Dark energy and modified gravity*, *Astron. Astrophys.* **594** (2016) A14 [[1502.01590](#)].
- [16] E. Jullo et al., *Testing gravity with galaxy-galaxy lensing and redshift-space distortions using CFHT-Stripe 82, CFHTLenS and BOSS CMASS datasets*, *Astron. Astrophys.* **627** (2019) A137 [[1903.07160](#)].
- [17] E.V. Linder, *Developments in Cosmic Growth and Gravitation*, [1904.10544](#).
- [18] T. Clifton, P.G. Ferreira, A. Padilla and C. Skordis, *Modified Gravity and Cosmology*, *Phys. Rept.* **513** (2012) 1 [[1106.2476](#)].
- [19] K. Koyama, *Cosmological Tests of Modified Gravity*, *Rept. Prog. Phys.* **79** (2016) 046902 [[1504.04623](#)].
- [20] A. Joyce, L. Lombriser and F. Schmidt, *Dark Energy Versus Modified Gravity*, *Ann. Rev. Nucl. Part. Sci.* **66** (2016) 95 [[1601.06133](#)].
- [21] M. Ishak, *Testing General Relativity in Cosmology*, *Living Rev. Rel.* **22** (2019) 1 [[1806.10122](#)].
- [22] M. Martinelli and S. Casas, *Cosmological Tests of Gravity: A Future Perspective*, *Universe* **7** (2021) 506 [[2112.10675](#)].
- [23] G. Gubitosi, F. Piazza and F. Vernizzi, *The Effective Field Theory of Dark Energy*, *JCAP* **02** (2013) 032 [[1210.0201](#)].
- [24] B. Hu, M. Raveri, N. Frusciante and A. Silvestri, *Effective Field Theory of Cosmic Acceleration: an implementation in CAMB*, *Phys. Rev. D* **89** (2014) 103530 [[1312.5742](#)].
- [25] A.M. Pinho, S. Casas and L. Amendola, *Model-independent reconstruction of the linear anisotropic stress  $\eta$* , *JCAP* **11** (2018) 027 [[1805.00027](#)].
- [26] M. Raveri, *Reconstructing Gravity on Cosmological Scales*, *Phys. Rev. D* **101** (2020) 083524 [[1902.01366](#)].

- [27] L. Pogosian, M. Raveri, K. Koyama, M. Martinelli, A. Silvestri, G.-B. Zhao et al., *Imprints of cosmological tensions in reconstructed gravity*, *Nature Astron.* **6** (2022) 1484 [2107.12992].
- [28] J. Ruiz-Zapatero, D. Alonso, P.G. Ferreira and C. Garcia-Garcia, *Impact of the Universe’s expansion rate on constraints on modified growth of structure*, *Phys. Rev. D* **106** (2022) 083523 [2207.09896].
- [29] G. Alestas, L. Kazantzidis and S. Nesseris, *Machine learning constraints on deviations from general relativity from the large scale structure of the Universe*, *Phys. Rev. D* **106** (2022) 103519 [2209.12799].
- [30] R. Calderón, B. L’Huillier, D. Polarski, A. Shafieloo and A.A. Starobinsky, *Joint reconstructions of growth and expansion histories from stage-IV surveys with minimal assumptions: Dark energy beyond  $\Lambda$* , *Phys. Rev. D* **106** (2022) 083513 [2206.13820].
- [31] R. Calderón, B. L’Huillier, D. Polarski, A. Shafieloo and A.A. Starobinsky, *Joint reconstructions of growth and expansion histories from stage-IV surveys with minimal assumptions. II. Modified gravity and massive neutrinos*, *Phys. Rev. D* **108** (2023) 023504 [2301.00640].
- [32] Y. Mu, E.-K. Li and L. Xu, *Data-driven and almost model-independent reconstruction of modified gravity*, *JCAP* **06** (2023) 022 [2302.09777].
- [33] D. Langlois, *Dark energy and modified gravity in degenerate higher-order scalar–tensor (DHOST) theories: A review*, *Int. J. Mod. Phys. D* **28** (2019) 1942006 [1811.06271].
- [34] S. Alam et al., *Towards testing the theory of gravity with DESI: summary statistics, model predictions and future simulation requirements*, *JCAP* **11** (2021) 050 [2011.05771].
- [35] DES collaboration, *Assessing tension metrics with dark energy survey and Planck data*, *Mon. Not. Roy. Astron. Soc.* **505** (2021) 6179 [2012.09554].
- [36] M. Raveri and W. Hu, *Concordance and Discordance in Cosmology*, *Phys. Rev. D* **99** (2019) 043506 [1806.04649].
- [37] U. Andrade, D. Anbajagane, R. von Marttens, D. Huterer and J. Alcaniz, *A test of the standard cosmological model with geometry and growth*, *JCAP* **11** (2021) 014 [2107.07538].
- [38] E.V. Linder, *Cosmic growth history and expansion history*, *Phys. Rev. D* **72** (2005) 043529 [astro-ph/0507263].
- [39] DES collaboration, *DES Y1 results: Splitting growth and geometry to test  $\Lambda$ CDM*, *Phys. Rev. D* **103** (2021) 023528 [2010.05924].
- [40] M. Ishak, A. Upadhye and D.N. Spergel, *Probing cosmic acceleration beyond the equation of state: Distinguishing between dark energy and modified gravity models*, *Phys. Rev. D* **74** (2006) 043513 [astro-ph/0507184].
- [41] W. Lin and M. Ishak, *Cosmological discordances: A new measure, marginalization effects, and application to geometry versus growth current data sets*, *Phys. Rev. D* **96** (2017) 023532 [1705.05303].
- [42] E. Abdalla et al., *Cosmology intertwined: A review of the particle physics, astrophysics, and cosmology associated with the cosmological tensions and anomalies*, *JHEAp* **34** (2022) 49 [2203.06142].
- [43] J. Solà Peracaula, A. Gomez-Valent, J. de Cruz Pérez and C. Moreno-Pulido, *Brans–Dicke Gravity with a Cosmological Constant Smooths Out  $\Lambda$ CDM Tensions*, *Astrophys. J. Lett.* **886** (2019) L6 [1909.02554].
- [44] M. Rossi, M. Ballardini, M. Braglia, F. Finelli, D. Paoletti, A.A. Starobinsky et al., *Cosmological constraints on post-Newtonian parameters in effectively massless scalar-tensor theories of gravity*, *Phys. Rev. D* **100** (2019) 103524 [1906.10218].

- [45] M. Ballardini, F. Finelli, C. Umiltà and D. Paoletti, *Cosmological constraints on induced gravity dark energy models*, *JCAP* **05** (2016) 067 [[1601.03387](#)].
- [46] C. Umiltà, M. Ballardini, F. Finelli and D. Paoletti, *CMB and BAO constraints for an induced gravity dark energy model with a quartic potential*, *JCAP* **08** (2015) 017 [[1507.00718](#)].
- [47] S.-F. Yan, P. Zhang, J.-W. Chen, X.-Z. Zhang, Y.-F. Cai and E.N. Saridakis, *Interpreting cosmological tensions from the effective field theory of torsional gravity*, *Phys. Rev. D* **101** (2020) 121301 [[1909.06388](#)].
- [48] N. Frusciante, S. Peirone, L. Atayde and A. De Felice, *Phenomenology of the generalized cubic covariant Galileon model and cosmological bounds*, *Phys. Rev. D* **101** (2020) 064001 [[1912.07586](#)].
- [49] M. Braglia, M. Ballardini, W.T. Emond, F. Finelli, A.E. Gumrukcuoglu, K. Koyama et al., *Larger value for  $H_0$  by an evolving gravitational constant*, *Phys. Rev. D* **102** (2020) 023529 [[2004.11161](#)].
- [50] DESI Collaboration, A. Aghamousa, J. Aguilar, S. Ahlen, S. Alam, L.E. Allen et al., *The DESI Experiment Part II: Instrument Design*, *arXiv e-prints* (2016) arXiv:1611.00037 [[1611.00037](#)].
- [51] DESI Collaboration, B. Abareshi, J. Aguilar, S. Ahlen, S. Alam, D.M. Alexander et al., *Overview of the Instrumentation for the Dark Energy Spectroscopic Instrument*, *AJ* **164** (2022) 207 [[2205.10939](#)].
- [52] J.H. Silber, P. Fagrelus, K. Fanning, M. Schubnell, J.N. Aguilar, S. Ahlen et al., *The Robotic Multiobject Focal Plane System of the Dark Energy Spectroscopic Instrument (DESI)*, *AJ* **165** (2023) 9 [[2205.09014](#)].
- [53] T.N. Miller, P. Doel, G. Gutierrez, R. Besuner, D. Brooks, G. Gallo et al., *The Optical Corrector for the Dark Energy Spectroscopic Instrument*, *AJ* **168** (2024) 95 [[2306.06310](#)].
- [54] E.F. Schlafly, D. Kirkby, D.J. Schlegel, A.D. Myers, A. Raichoor, K. Dawson et al., *Survey Operations for the Dark Energy Spectroscopic Instrument*, *AJ* **166** (2023) 259 [[2306.06309](#)].
- [55] J. Guy, S. Bailey, A. Kremin, S. Alam, D.M. Alexander, C. Allende Prieto et al., *The Spectroscopic Data Processing Pipeline for the Dark Energy Spectroscopic Instrument*, *AJ* **165** (2023) 144 [[2209.14482](#)].
- [56] M. Levi, C. Bebek, T. Beers, R. Blum, R. Cahn, D. Eisenstein et al., *The DESI Experiment, a whitepaper for Snowmass 2013*, *arXiv e-prints* (2013) arXiv:1308.0847 [[1308.0847](#)].
- [57] DESI Collaboration, A. Aghamousa, J. Aguilar, S. Ahlen, S. Alam, L.E. Allen et al., *The DESI Experiment Part I: Science, Targeting, and Survey Design*, *arXiv e-prints* (2016) arXiv:1611.00036 [[1611.00036](#)].
- [58] E. Chaussidon, C. Yèche, A. de Mattia, C. Payerne, P. McDonald, A.J. Ross et al., *Constraining primordial non-Gaussianity with DESI 2024 LRG and QSO samples*, *arXiv e-prints* (2024) arXiv:2411.17623 [[2411.17623](#)].
- [59] DESI Collaboration, *DESI 2024 I: Data Release 1 of the Dark Energy Spectroscopic Instrument, in preparation* (2025) .
- [60] DESI Collaboration, A.G. Adame, J. Aguilar, S. Ahlen, S. Alam, G. Aldering et al., *Validation of the Scientific Program for the Dark Energy Spectroscopic Instrument*, *AJ* **167** (2024) 62 [[2306.06307](#)].
- [61] DESI Collaboration, A.G. Adame, J. Aguilar, S. Ahlen, S. Alam, G. Aldering et al., *The Early Data Release of the Dark Energy Spectroscopic Instrument*, *AJ* **168** (2024) 58 [[2306.06308](#)].
- [62] A.D. Myers, J. Moustakas, S. Bailey, B.A. Weaver, A.P. Cooper, J.E. Forero-Romero et al.,

*The Target-selection Pipeline for the Dark Energy Spectroscopic Instrument*, *AJ* **165** (2023) 50 [2208.08518].

- [63] T.-W. Lan, R. Tojeiro, E. Armengaud, J.X. Prochaska, T.M. Davis, D.M. Alexander et al., *The DESI Survey Validation: Results from Visual Inspection of Bright Galaxies, Luminous Red Galaxies, and Emission-line Galaxies*, *ApJ* **943** (2023) 68 [2208.08516].
- [64] D.M. Alexander, T.M. Davis, E. Chaussidon, V.A. Fawcett, A. X. Gonzalez-Morales, T.-W. Lan et al., *The DESI Survey Validation: Results from Visual Inspection of the Quasar Survey Spectra*, *AJ* **165** (2023) 124 [2208.08517].
- [65] DESI Collaboration, A.G. Adame, J. Aguilar, S. Ahlen, S. Alam, D.M. Alexander et al., *DESI 2024 II: Sample Definitions, Characteristics, and Two-point Clustering Statistics*, *arXiv e-prints* (2024) arXiv:2411.12020 [2411.12020].
- [66] A. Cuceu, H.K. Herrera-Alcantar, C. Gordon, P. Martini, J. Guy, A. Font-Ribera et al., *Validation of the DESI 2024 Ly $\alpha$  forest BAO analysis using synthetic datasets*, *arXiv e-prints* (2024) arXiv:2404.03004 [2404.03004].
- [67] DESI Collaboration, A.G. Adame, J. Aguilar, S. Ahlen, S. Alam, D.M. Alexander et al., *DESI 2024 IV: Baryon Acoustic Oscillations from the Lyman Alpha Forest*, *arXiv e-prints* (2024) arXiv:2404.03001 [2404.03001].
- [68] DESI Collaboration, A.G. Adame, J. Aguilar, S. Ahlen, S. Alam, D.M. Alexander et al., *DESI 2024 III: Baryon Acoustic Oscillations from Galaxies and Quasars*, *arXiv e-prints* (2024) arXiv:2404.03000 [2404.03000].
- [69] DESI Collaboration, A.G. Adame, J. Aguilar, S. Ahlen, S. Alam, D.M. Alexander et al., *DESI 2024 VI: Cosmological Constraints from the Measurements of Baryon Acoustic Oscillations*, *arXiv e-prints* (2024) arXiv:2404.03002 [2404.03002].
- [70] DESI Collaboration, A.G. Adame, J. Aguilar, S. Ahlen, S. Alam, D.M. Alexander et al., *DESI 2024 V: Full-Shape Galaxy Clustering from Galaxies and Quasars*, *arXiv e-prints* (2024) arXiv:2411.12021 [2411.12021].
- [71] DESI Collaboration, A.G. Adame, J. Aguilar, S. Ahlen, S. Alam, D.M. Alexander et al., *DESI 2024 VII: Cosmological Constraints from the Full-Shape Modeling of Clustering Measurements*, *arXiv e-prints* (2024) arXiv:2411.12022 [2411.12022].
- [72] C. Hahn, M.J. Wilson, O. Ruiz-Macias, S. Cole, D.H. Weinberg, J. Moustakas et al., *The DESI Bright Galaxy Survey: Final Target Selection, Design, and Validation*, *AJ* **165** (2023) 253 [2208.08512].
- [73] R. Zhou, B. Dey, J.A. Newman, D.J. Eisenstein, K. Dawson, S. Bailey et al., *Target Selection and Validation of DESI Luminous Red Galaxies*, *AJ* **165** (2023) 58 [2208.08515].
- [74] A. Raichoor, J. Moustakas, J.A. Newman, T. Karim, S. Ahlen, S. Alam et al., *Target Selection and Validation of DESI Emission Line Galaxies*, *AJ* **165** (2023) 126 [2208.08513].
- [75] E. Chaussidon, C. Yèche, N. Palanque-Delabrouille, D.M. Alexander, J. Yang, S. Ahlen et al., *Target Selection and Validation of DESI Quasars*, *ApJ* **944** (2023) 107 [2208.08511].
- [76] K. Yamamoto, M. Nakamichi, A. Kamino, B.A. Bassett and H. Nishioka, *A Measurement of the Quadrupole Power Spectrum in the Clustering of the 2dF QSO Survey*, *Publications of the Astronomical Society of Japan* **58** (2006) 93.
- [77] F. Beutler and P. McDonald, *Unified galaxy power spectrum measurements from 6dFGS, BOSS, and eBOSS*, *JCAP* **11** (2021) 031 [2106.06324].
- [78] M. Pinon, A. de Mattia, P. McDonald, E. Burtin, V. Ruhlmann-Kleider, M. White et al., *Mitigation of DESI fiber assignment incompleteness effect on two-point clustering with small angular scale truncated estimators*, *arXiv e-prints* (2024) arXiv:2406.04804 [2406.04804].



- [79] M. Maus, S. Chen, M. White, J. Aguilar, S. Ahlen, A. Aviles et al., *An analysis of parameter compression and full-modeling techniques with Velocileptors for DESI 2024 and beyond*, *arXiv e-prints* (2024) arXiv:2404.07312 [2404.07312].
- [80] H.E. Noriega, A. Aviles, H. Gil-Marín, S. Ramirez-Solano, S. Fromenteau, M. Vargas-Magaña et al., *Comparing compressed and full-modeling analyses with folps: Implications for desi 2024 and beyond*, *arXiv e-prints* (2024) arXiv:2404.07269 [2404.07269].
- [81] Y. Lai, C. Howlett, M. Maus, H. Gil-Marín, H.E. Noriega, S. Ramírez-Solano et al., *A comparison between Shapefit compression and Full-Modelling method with PyBird for DESI 2024 and beyond*, *arXiv e-prints* (2024) arXiv:2404.07283 [2404.07283].
- [82] S. Ramirez-Solano, M. Icaza-Lizaola, H.E. Noriega, M. Vargas-Magaña, S. Fromenteau, A. Aviles et al., *Full modeling and parameter compression methods in configuration space for desi 2024 and beyond*, *arXiv e-prints* (2024) arXiv:2404.07268 [2404.07268].
- [83] M. Maus, Y. Lai, H.E. Noriega, S. Ramirez-Solano, A. Aviles, S. Chen et al., *A comparison of effective field theory models of redshift space galaxy power spectra for desi 2024 and future surveys*, *arXiv e-prints* (2024) arXiv:2404.07272 [2404.07272].
- [84] S.-F. Chen, Z. Vlah and M. White, *Consistent modeling of velocity statistics and redshift-space distortions in one-loop perturbation theory*, *J. Cosmology Astropart. Phys.* **2020** (2020) 062 [2005.00523].
- [85] J. Carron, M. Mirmelstein and A. Lewis, *CMB lensing from Planck PR4 maps*, *JCAP* **09** (2022) 039 [2206.07773].
- [86] ACT collaboration, *The Atacama Cosmology Telescope: DR6 Gravitational Lensing Map and Cosmological Parameters*, *Astrophys. J.* **962** (2024) 113 [2304.05203].
- [87] F.J. Qu, B.D. Sherwin, M.S. Madhavacheril, D. Han, K.T. Crowley, I. Abril-Cabezas et al., *The Atacama Cosmology Telescope: A Measurement of the DR6 CMB Lensing Power Spectrum and its Implications for Structure Growth*, *arXiv e-prints* (2023) arXiv:2304.05202 [2304.05202].
- [88] G. Efstathiou and S. Gratton, *A Detailed Description of the CAMSPEC Likelihood Pipeline and a Reanalysis of the Planck High Frequency Maps*, *The Open Journal of Astrophysics* **4** (2021) 8.
- [89] E. Rosenberg, S. Gratton and G. Efstathiou, *CMB power spectra and cosmological parameters from Planck PR4 with CamSpec*, *MNRAS* **517** (2022) 4620 [2205.10869].
- [90] M. Tristram, A.J. Banday, K.M. Górski, R. Keskitalo, C.R. Lawrence, K.J. Andersen et al., *Planck constraints on the tensor-to-scalar ratio*, *A&A* **647** (2021) A128 [2010.01139].
- [91] M. Tristram, A.J. Banday, M. Douspis, X. Garrido, K.M. Górski, S. Henrot-Versillé et al., *Cosmological parameters derived from the final (PR4) Planck data release*, *arXiv e-prints* (2023) arXiv:2309.10034 [2309.10034].
- [92] DES collaboration, *The Dark Energy Survey: Cosmology Results With  $\sim 1500$  New High-redshift Type Ia Supernovae Using The Full 5-year Dataset*, *ApJ* (accepted, 2024) [2401.02929].
- [93] D. Scolnic et al., *The Pantheon+ Analysis: The Full Data Set and Light-curve Release*, *Astrophys. J.* **938** (2022) 113 [2112.03863].
- [94] D. Rubin, G. Aldering, M. Betoule, A. Fruchter, X. Huang, A.G. Kim et al., *Union Through UNITY: Cosmology with 2,000 SNe Using a Unified Bayesian Framework*, *arXiv e-prints* (2023) arXiv:2311.12098 [2311.12098].
- [95] X. Fang, E. Krause, T. Eifler and N. MacCrann, *Beyond Limber: Efficient computation of angular power spectra for galaxy clustering and weak lensing*, *JCAP* **05** (2020) 010 [1911.11947].

- [96] N. Schöneberg, *The 2024 BBN baryon abundance update, arXiv e-prints* (2024) arXiv:2401.15054 [[2401.15054](#)].
- [97] A.-K. Burns, T.M.P. Tait and M. Valli, *PRyMordial: the first three minutes, within and beyond the standard model*, *European Physical Journal C* **84** (2024) 86 [[2307.07061](#)].
- [98] J. Torrado and A. Lewis, “Cobaya: Bayesian analysis in cosmology.” Astrophysics Source Code Library, record ascl:1910.019, Oct., 2019.
- [99] J. Torrado and A. Lewis, *Cobaya: code for Bayesian analysis of hierarchical physical models*, *J. Cosmology Astropart. Phys.* **2021** (2021) 057 [[2005.05290](#)].
- [100] J.N. Dossett, M. Ishak and J. Moldenhauer, *Testing General Relativity at Cosmological Scales: Implementation and Parameter Correlations*, *Phys. Rev. D* **84** (2011) 123001 [[1109.4583](#)].
- [101] C. Garcia-Quintero, M. Ishak, L. Fox and J. Dossett, *Testing deviations from GR at cosmological scales including dynamical dark energy, massive neutrinos, functional or binned parametrizations, and spatial curvature*, *Phys. Rev. D* **100** (2019) 103530 [[1908.00290](#)].
- [102] A. Lewis, A. Challinor and A. Lasenby, *Efficient Computation of Cosmic Microwave Background Anisotropies in Closed Friedmann-Robertson-Walker Models*, *ApJ* **538** (2000) 473 [[astro-ph/9911177](#)].
- [103] C. Howlett, A. Lewis, A. Hall and A. Challinor, *CMB power spectrum parameter degeneracies in the era of precision cosmology*, *J. Cosmology Astropart. Phys.* **2012** (2012) 027 [[1201.3654](#)].
- [104] C. Garcia-Quintero and M. Ishak, *Singling out modified gravity parameters and data sets reveals a dichotomy between Planck and lensing*, *Mon. Not. Roy. Astron. Soc.* **506** (2021) 1704 [[2009.01189](#)].
- [105] A. Chudaykin and M. Kunz, *Modified gravity interpretation of the evolving dark energy in light of DESI data*, [2407.02558](#).
- [106] A. Lewis and S. Bridle, *Cosmological parameters from CMB and other data: A Monte Carlo approach*, *Phys. Rev. D* **66** (2002) 103511 [[astro-ph/0205436](#)].
- [107] A. Lewis, *Efficient sampling of fast and slow cosmological parameters*, *Phys. Rev. D* **87** (2013) 103529 [[1304.4473](#)].
- [108] B. Hu, M. Raveri, N. Frusciante and A. Silvestri, *Effective field theory of cosmic acceleration: An implementation in CAMB*, *Phys. Rev. D* **89** (2014) 103530 [[1312.5742](#)].
- [109] M. Raveri, B. Hu, N. Frusciante and A. Silvestri, *Effective field theory of cosmic acceleration: Constraining dark energy with CMB data*, *Phys. Rev. D* **90** (2014) 043513 [[1405.1022](#)].
- [110] M. Cataneo and E. Bellini, *mochi.class: Modelling Optimisation to Compute Horndeski In class*, [2407.11968](#).
- [111] E. Bellini, I. Sawicki and M. Zumalacárregui, *hi.class: Background evolution, initial conditions and approximation schemes*, *Journal of Cosmology and Astroparticle Physics* **2020** (2020) 008.
- [112] M. Zumalacárregui, E. Bellini, I. Sawicki, J. Lesgourgues and P.G. Ferreira, *hi.class: Horndeski in the Cosmic Linear Anisotropy Solving System*, *JCAP* **08** (2017) 019 [[1605.06102](#)].
- [113] L. Piga, M. Marinucci, G. D’Amico, M. Pietroni, F. Vernizzi and B.S. Wright, *Constraints on modified gravity from the BOSS galaxy survey*, *JCAP* **04** (2023) 038 [[2211.12523](#)].
- [114] K. Koyama, A. Taruya and T. Hiramatsu, *Non-linear Evolution of Matter Power Spectrum in Modified Theory of Gravity*, *Phys. Rev. D* **79** (2009) 123512 [[0902.0618](#)].

- [115] A. Aviles, G. Valogiannis, M.A. Rodriguez-Meza, J.L. Cervantes-Cota, B. Li and R. Bean, *Redshift space power spectrum beyond Einstein-de Sitter kernels*, *JCAP* **04** (2021) 039 [2012.05077].
- [116] A. Aviles, *Testing gravity with the full-shape galaxy power spectrum: first constraints on scale-dependent modified gravity*, [2409.15640](#).
- [117] M.A. Rodriguez-Meza, A. Aviles, H.E. Noriega, C.-Z. Ruan, B. Li, M. Vargas-Magaña et al., *fkPT: constraining scale-dependent modified gravity with the full-shape galaxy power spectrum*, *JCAP* **03** (2024) 049 [2312.10510].
- [118] G. D’Amico, M. Marinucci, M. Pietroni and F. Vernizzi, *The large scale structure bootstrap: perturbation theory and bias expansion from symmetries*, *JCAP* **10** (2021) 069 [2109.09573].
- [119] EUCLID collaboration, *Euclid preparation - XLIV. Modelling spectroscopic clustering on mildly nonlinear scales in beyond- $\Lambda$ CDM models*, *Astron. Astrophys.* **689** (2024) A275 [2311.13529].
- [120] F. Simpson et al., *CFHTLenS: Testing the Laws of Gravity with Tomographic Weak Lensing and Redshift Space Distortions*, *Mon. Not. Roy. Astron. Soc.* **429** (2013) 2249 [1212.3339].
- [121] DES collaboration, *Dark Energy Survey Year 1 Results: Constraints on Extended Cosmological Models from Galaxy Clustering and Weak Lensing*, *Phys. Rev. D* **99** (2019) 123505 [1810.02499].
- [122] T. Baker, P.G. Ferreira, C.D. Leonard and M. Motta, *New gravitational scales in cosmological surveys*, *Phys. Rev. D* **90** (2014) 124030 [1409.8284].
- [123] A. Silvestri, L. Pogosian and R.V. Buniy, *Practical approach to cosmological perturbations in modified gravity*, *Phys. Rev. D* **87** (2013) 104015 [1302.1193].
- [124] C. Garcia-Quintero, M. Ishak and O. Ning, *Current constraints on deviations from General Relativity using binning in redshift and scale*, *JCAP* **12** (2020) 018 [2010.12519].
- [125] M. Denissenya and E.V. Linder, *Constraining scale dependent growth with redshift surveys*, *JCAP* **11** (2022) 029 [2208.10508].
- [126] E.V. Linder, *Limited Modified Gravity*, *JCAP* **10** (2020) 042 [2003.10453].
- [127] Planck Collaboration, N. Aghanim, Y. Akrami, M. Ashdown, J. Aumont, C. Baccigalupi et al., *Planck 2018 results. VI. Cosmological parameters*, *A&A* **641** (2020) A6 [1807.06209].
- [128] U. Andrade, A.a.J.S. Capistrano, E. Di Valentino and R.C. Nunes, *Exploring modified gravity: constraints on the  $\mu$  and  $\Sigma$  parametrization with WMAP, ACT, and SPT*, *Mon. Not. Roy. Astron. Soc.* **529** (2024) 831 [2309.15781].
- [129] Planck Collaboration, N. Aghanim, Y. Akrami, M. Ashdown, J. Aumont, C. Baccigalupi et al., *Planck 2018 results. V. CMB power spectra and likelihoods*, *A&A* **641** (2020) A5 [1907.12875].
- [130] E. Calabrese et al., *Cosmic microwave weak lensing data as a test for the dark universe*, *PRD* **77** (2008) 123531 [0803.2309].
- [131] F. Renzi et al., *Cornering the Planck  $A_{lens}$  tension with future CMB data*, *PRD* **97** (2018) 123534 [1712.08758].
- [132] R. Mokeddem et al., *Excess of lensing amplitude in the Planck CMB power spectrum*, *JCAP* **2023** (2023) 017 [2209.11660].
- [133] Planck Collaboration, P.A.R. Ade, N. Aghanim, C. Armitage-Caplan, M. Arnaud, M. Ashdown et al., *Planck 2013 results. XVI. Cosmological parameters*, *A&A* **571** (2014) A16 [1303.5076].
- [134] E. Specogna, W. Giarè and E. Di Valentino, *Planck-PR4 anisotropy spectra show (better) consistency with General Relativity*, [2411.03896](#).

- [135] SPT-3G collaboration, *Cosmology From CMB Lensing and Delensed EE Power Spectra Using 2019-2020 SPT-3G Polarization Data*, [2411.06000](#).
- [136] H. du Mas des Bourboux, J. Rich, A. Font-Ribera, V. de Sainte Agathe, J. Farr, T. Etourneau et al., *The Completed SDSS-IV Extended Baryon Oscillation Spectroscopic Survey: Baryon Acoustic Oscillations with Ly $\alpha$  Forests*, [ApJ 901 \(2020\) 153 \[2007.08995\]](#).
- [137] D.H. Jones, M.A. Read, W. Saunders, M. Colless, T. Jarrett, Q.A. Parker et al., *The 6dF Galaxy Survey: final redshift release (DR3) and southern large-scale structures*, [MNRAS 399 \(2009\) 683 \[0903.5451\]](#).
- [138] M. Chevallier and D. Polarski, *Accelerating Universes with Scaling Dark Matter*, [International Journal of Modern Physics D 10 \(2001\) 213 \[gr-qc/0009008\]](#).
- [139] E.V. Linder, *Exploring the Expansion History of the Universe*, [Phys. Rev. Lett. 90 \(2003\) 091301 \[astro-ph/0208512\]](#).
- [140] E.-M. Mueller, W. Percival, E. Linder, S. Alam, G.-B. Zhao, A.G. Sánchez et al., *The clustering of galaxies in the completed SDSS-III Baryon Oscillation Spectroscopic Survey: constraining modified gravity*, [Mon. Not. Roy. Astron. Soc. 475 \(2018\) 2122 \[1612.00812\]](#).
- [141] G.-B. Zhao, T. Giannantonio, L. Pogosian, A. Silvestri, D.J. Bacon, K. Koyama et al., *Probing modifications of General Relativity using current cosmological observations*, [Phys. Rev. D 81 \(2010\) 103510 \[1003.0001\]](#).
- [142] A. Johnson, C. Blake, J. Dossett, J. Koda, D. Parkinson and S. Joudaki, *Searching for Modified Gravity: Scale and Redshift Dependent Constraints from Galaxy Peculiar Velocities*, [Mon. Not. Roy. Astron. Soc. 458 \(2016\) 2725 \[1504.06885\]](#).
- [143] S.F. Daniel and E.V. Linder, *Confronting General Relativity with Further Cosmological Data*, [Phys. Rev. D 82 \(2010\) 103523 \[1008.0397\]](#).
- [144] S. Joudaki, C. Blake, A. Johnson et al., *KiDS-450 + 2dFLenS: Cosmological parameter constraints from weak gravitational lensing tomography and overlapping redshift-space galaxy clustering*, [MNRAS 474 \(2018\) 4894 \[1707.06627\]](#).
- [145] Y. Toda, A. Gómez-Valent and K. Koyama, *Efficient Compression of Redshift-Space Distortion Data for Late-Time Modified Gravity Models*, [2408.16388](#).
- [146] P. Creminelli, G. D'Amico, J. Noreña and F. Vernizzi, *The effective theory of quintessence: the  $w < -1$  side unveiled*, [Journal of Cosmology and Astroparticle Physics 2009 \(2009\) 018](#).
- [147] M. Park, K.M. Zurek and S. Watson, *Unified approach to cosmic acceleration*, [Physical Review D 81 \(2010\) .](#)
- [148] G. Gubitosi, F. Piazza and F. Vernizzi, *The effective field theory of dark energy*, [Journal of Cosmology and Astroparticle Physics 2013 \(2013\) 032](#).
- [149] J. Gleyzes, D. Langlois and F. Vernizzi, *A unifying description of dark energy*, [Int. J. Mod. Phys. D 23 \(2015\) 1443010 \[1411.3712\]](#).
- [150] G.W. Horndeski, *Second-order scalar-tensor field equations in a four-dimensional space*, [Int. J. Theor. Phys. 10 \(1974\) 363](#).
- [151] J. Gleyzes, D. Langlois, F. Piazza and F. Vernizzi, *Essential building blocks of dark energy*, [J. Cosmology Astropart. Phys. 2013 \(2013\) 025 \[1304.4840\]](#).
- [152] E. Bellini and I. Sawicki, *Maximal freedom at minimum cost: linear large-scale structure in general modifications of gravity*, [Journal of Cosmology and Astroparticle Physics 2014 \(2014\) 050](#).
- [153] B. Hu, M. Raveri, N. Frusciante and A. Silvestri, *EFTCAMB/EFTCosmoMC: Numerical Notes v3.0*, [arXiv e-prints \(2014\) arXiv:1405.3590 \[1405.3590\]](#).

- [154] J. Gleyzes, D. Langlois, F. Piazza and F. Vernizzi, *Exploring gravitational theories beyond Horndeski*, *J. Cosmology Astropart. Phys.* **2015** (2015) 018 [1408.1952].
- [155] L. Pogosian and A. Silvestri, *What can cosmology tell us about gravity? Constraining Horndeski gravity with  $\Sigma$  and  $\mu$* , *Phys. Rev. D* **94** (2016) 104014 [1606.05339].
- [156] N. Frusciante and L. Perenon, *Effective field theory of dark energy: A review*, *Phys. Rep.* **857** (2020) 1 [1907.03150].
- [157] N. Frusciante, S. Peirone, S. Casas and N.A. Lima, *Cosmology of surviving Horndeski theory: The road ahead*, *Phys. Rev. D* **99** (2019) 063538 [1810.10521].
- [158] G. Ye, M. Martinelli, B. Hu and A. Silvestri, *Non-minimally coupled gravity as a physically viable fit to DESI 2024 BAO*, *arXiv e-prints* (2024) arXiv:2407.15832 [2407.15832].
- [159] J. Pan, D. Huterer, F. Andrade-Oliveira and C. Avestruz, *Compressed baryon acoustic oscillation analysis is robust to modified-gravity models*, *J. Cosmology Astropart. Phys.* **2024** (2024) 051 [2312.05177].
- [160] O. Pujolas, I. Sawicki and A. Vikman, *The Imperfect Fluid behind Kinetic Gravity Braiding*, *JHEP* **11** (2011) 156 [1103.5360].
- [161] A. Barreira, B. Li, C. Baugh and S. Pascoli, *The observational status of Galileon gravity after Planck*, *JCAP* **08** (2014) 059 [1406.0485].
- [162] E. Bellini and M. Zumalacarregui, *Nonlinear evolution of the baryon acoustic oscillation scale in alternative theories of gravity*, *Phys. Rev. D* **92** (2015) 063522 [1505.03839].
- [163] E. Bellini, A.J. Cuesta, R. Jimenez and L. Verde, *Constraints on deviations from  $\Lambda$ CDM within Horndeski gravity*, *JCAP* **02** (2016) 053 [1509.07816].
- [164] J. Noller and A. Nicola, *Cosmological parameter constraints for Horndeski scalar-tensor gravity*, *Phys. Rev. D* **99** (2019) 103502 [1811.12928].
- [165] E.V. Linder, G. Sengör and S. Watson, *Is the Effective Field Theory of Dark Energy Effective?*, *JCAP* **05** (2016) 053 [1512.06180].
- [166] E.V. Linder, *Challenges in connecting modified gravity theory and observations*, *Phys. Rev. D* **95** (2017) 023518 [1607.03113].
- [167] J. Gleyzes, *Parametrizing modified gravity for cosmological surveys*, *Phys. Rev. D* **96** (2017) 063516 [1705.04714].
- [168] M. Denissenya and E.V. Linder, *Gravity's Islands: Parametrizing Horndeski Stability*, *JCAP* **11** (2018) 010 [1808.00013].
- [169] L. Lombriser, C. Dalang, J. Kennedy and A. Taylor, *Inherently stable effective field theory for dark energy and modified gravity*, *JCAP* **01** (2019) 041 [1810.05225].
- [170] A. Silvestri, L. Pogosian and R.V. Buniy, *Practical approach to cosmological perturbations in modified gravity*, *Phys. Rev. D* **87** (2013) 104015 [1302.1193].
- [171] A. De Felice, T. Kobayashi and S. Tsujikawa, *Effective gravitational couplings for cosmological perturbations in the most general scalar-tensor theories with second-order field equations*, *Phys. Lett. B* **706** (2011) 123 [1108.4242].
- [172] I. Sawicki and E. Bellini, *Limits of quasistatic approximation in modified-gravity cosmologies*, *Phys. Rev. D* **92** (2015) 084061 [1503.06831].
- [173] M. Ishak et al., *Modified Gravity and Dark Energy models Beyond  $w(z)$ CDM Testable by LSST*, 5, 2019.
- [174] LIGO SCIENTIFIC, VIRGO, FERMI-GBM, INTEGRAL collaboration, *Gravitational Waves and Gamma-rays from a Binary Neutron Star Merger: GW170817 and GRB 170817A*, *Astrophys. J. Lett.* **848** (2017) L13 [1710.05834].

- [175] J.M. Ezquiaga and M. Zumalacárregui, *Dark Energy After GW170817: Dead Ends and the Road Ahead*, *Phys. Rev. Lett.* **119** (2017) 251304 [[1710.05901](#)].
- [176] T. Baker, E. Bellini, P.G. Ferreira, M. Lagos, J. Noller and I. Sawicki, *Strong constraints on cosmological gravity from gw170817 and grb 170817a*, *Phys. Rev. Lett.* **119** (2017) 251301.
- [177] C. Kreisch and E. Komatsu, *Cosmological constraints on horndeski gravity in light of GW170817*, *Journal of Cosmology and Astroparticle Physics* **2018** (2018) 030.
- [178] R. Kase and S. Tsujikawa, *Dark energy in horndeski theories after GW170817: A review*, *International Journal of Modern Physics D* **28** (2019) 1942005.
- [179] P. Creminelli and F. Vernizzi, *Dark Energy after GW170817 and GRB170817A*, *Phys. Rev. Lett.* **119** (2017) 251302 [[1710.05877](#)].
- [180] E.J. Copeland, M. Kopp, A. Padilla, P.M. Saffin and C. Skordis, *Dark Energy after GW170817 Revisited*, *Physical Review Letters* **122** (2019) .
- [181] C. de Rham and S. Melville, *Gravitational rainbows: Ligo and dark energy at its cutoff*, *Phys. Rev. Lett.* **121** (2018) 221101.
- [182] R. Reischke, A. Spurio Mancini, B.M. Schäfer and P.M. Merkel, *Investigating scalar–tensor gravity with statistics of the cosmic large-scale structure*, *Mon. Not. Roy. Astron. Soc.* **482** (2019) 3274 [[1804.02441](#)].
- [183] J. Torrado and A. Lewis, *Cobaya: Code for Bayesian Analysis of hierarchical physical models*, *J. Cosmology Astropart. Phys.* **05** (2021) 057 [[2005.05290](#)].
- [184] E.V. Linder, *No Slip Gravity*, *JCAP* **03** (2018) 005 [[1801.01503](#)].
- [185] B. Stölzner, A. Cuoco, J. Lesgourgues and M. Bilicki, *Updated tomographic analysis of the integrated Sachs-Wolfe effect and implications for dark energy*, *Phys. Rev. D* **97** (2018) 063506 [[1710.03238](#)].
- [186] E. Seraille, J. Noller and B.D. Sherwin, *Constraining dark energy with the integrated Sachs-Wolfe effect*, [2401.06221](#).
- [187] R. Calderon, K. Lodha, A. Shafieloo, E. Linder, W. Sohn, A. de Mattia et al., *DESI 2024: Reconstructing Dark Energy using Crossing Statistics with DESI DR1 BAO data*, *arXiv e-prints* (2024) [arXiv:2405.04216](#) [[2405.04216](#)].
- [188] K. Lodha, A. Shafieloo, R. Calderon, E. Linder, W. Sohn, J.L. Cervantes-Cota et al., *DESI 2024: Constraints on Physics-Focused Aspects of Dark Energy using DESI DR1 BAO Data*, *arXiv e-prints* (2024) [arXiv:2405.13588](#) [[2405.13588](#)].
- [189] C. Deffayet, O. Pujolas, I. Sawicki and A. Vikman, *Imperfect Dark Energy from Kinetic Gravity Braiding*, *JCAP* **10** (2010) 026 [[1008.0048](#)].
- [190] G. D’Amico, Z. Huang, M. Mancarella and F. Vernizzi, *Weakening Gravity on Redshift-Survey Scales with Kinetic Matter Mixing*, *JCAP* **02** (2017) 014 [[1609.01272](#)].
- [191] M. Raveri, *Reconstructing Gravity on Cosmological Scales*, *Phys. Rev. D* **101** (2020) 083524 [[1902.01366](#)].
- [192] P. Taule, M. Marinucci, G. Biselli, M. Pietroni and F. Vernizzi, *Constraints on dark energy and modified gravity from the BOSS Full-Shape and DESI BAO data*, *arXiv e-prints* (2024) [arXiv:2409.08971](#) [[2409.08971](#)].
- [193] S. Brieden, H. Gil-Marín and L. Verde, *ShapeFit: extracting the power spectrum shape information in galaxy surveys beyond BAO and RSD*, *JCAP* **12** (2021) 054 [[2106.07641](#)].
- [194] E.B. Holm, A. Nygaard, J. Dakin, S. Hannestad and T. Tram, *PROSPECT: A profile likelihood code for frequentist cosmological parameter inference*, [2312.02972](#).

## C Author Affiliations

- <sup>1</sup>Department of Physics, The University of Texas at Dallas, Richardson, TX 75080, USA
- <sup>2</sup>University of Michigan, Ann Arbor, MI 48109, USA
- <sup>3</sup>Korea Astronomy and Space Science Institute, 776, Daedeokdae-ro, Yuseong-gu, Daejeon 34055, Republic of Korea
- <sup>4</sup>University of Science and Technology, 217 Gajeong-ro, Yuseong-gu, Daejeon 34113, Republic of Korea
- <sup>5</sup>Fermi National Accelerator Laboratory, PO Box 500, Batavia, IL 60510, USA
- <sup>6</sup>Department of Astronomy and Astrophysics, University of Chicago, 5640 South Ellis Avenue, Chicago, IL 60637, USA
- <sup>7</sup>Instituto de Ciencias Físicas, Universidad Autónoma de México, Cuernavaca, Morelos, 62210, (México)
- <sup>8</sup>Instituto Avanzado de Cosmología A. C., San Marcos 11 - Atenas 202. Magdalena Contreras, 10720. Ciudad de México, México
- <sup>9</sup>Departamento de Física, Universidad de Guanajuato - DCI, C.P. 37150, Leon, Guanajuato, México
- <sup>10</sup>National Astronomical Observatories, Chinese Academy of Sciences, A20 Datun Rd., Chaoyang District, Beijing, 100012, P.R. China
- <sup>11</sup>School of Astronomy and Space Science, University of Chinese Academy of Sciences, Beijing, 100049, P.R.China
- <sup>12</sup>Department of Astronomy, University of Science and Technology of China, Hefei, Anhui, 230026, People's Republic of China
- <sup>13</sup>Center for Astrophysics | Harvard & Smithsonian, 60 Garden Street, Cambridge, MA 02138, USA
- <sup>14</sup>NASA Einstein Fellow
- <sup>15</sup>IRFU, CEA, Université Paris-Saclay, F-91191 Gif-sur-Yvette, France
- <sup>16</sup>Departamento de Física, Instituto Nacional de Investigaciones Nucleares, Carreterra México-Toluca S/N, La Marquesa, Ocoyoacac, Edo. de México C.P. 52750, México
- <sup>17</sup>Leinweber Center for Theoretical Physics, University of Michigan, 450 Church Street, Ann Arbor, Michigan 48109-1040, USA
- <sup>18</sup>Department of Physics, University of Michigan, Ann Arbor, MI 48109, USA
- <sup>19</sup>Instituto de Física, Universidad Nacional Autónoma de México, Cd. de México C.P. 04510, México
- <sup>20</sup>Institute for Frontiers in Astronomy and Astrophysics, Beijing Normal University, Beijing, 102206, P.R.China
- <sup>21</sup>Chinese Academy of Sciences South America Center for Astronomy (CASSACA), National Astronomical Observatories of China, Beijing, 100101, P.R. China
- <sup>22</sup>Physics Dept., Boston University, 590 Commonwealth Avenue, Boston, MA 02215, USA
- <sup>23</sup>Dipartimento di Fisica “Aldo Pontremoli”, Università degli Studi di Milano, Via Celoria 16, I-20133 Milano, Italy
- <sup>24</sup>Department of Physics & Astronomy, University College London, Gower Street, London, WC1E 6BT, UK
- <sup>25</sup>IRFU, CEA, Université Paris-Saclay, F-91191 Gif-sur-Yvette, France”
- <sup>26</sup>Lawrence Berkeley National Laboratory, 1 Cyclotron Road, Berkeley, CA 94720, USA
- <sup>27</sup>Institute for Computational Cosmology, Department of Physics, Durham University, South Road, Durham DH1 3LE, UK

- <sup>28</sup>NSF NOIRLab, 950 N. Cherry Ave., Tucson, AZ 85719, USA
- <sup>29</sup>Kavli Institute for Particle Astrophysics and Cosmology, Stanford University, Menlo Park, CA 94305, USA
- <sup>30</sup>SLAC National Accelerator Laboratory, Menlo Park, CA 94305, USA
- <sup>31</sup>University of California, Berkeley, 110 Sproul Hall #5800 Berkeley, CA 94720, USA
- <sup>32</sup>Institut de Física d'Altes Energies (IFAE), The Barcelona Institute of Science and Technology, Campus UAB, 08193 Bellaterra Barcelona, Spain
- <sup>33</sup>Departamento de Física, Universidad de los Andes, Cra. 1 No. 18A-10, Edificio Ip, CP 111711, Bogotá, Colombia
- <sup>34</sup>Observatorio Astronómico, Universidad de los Andes, Cra. 1 No. 18A-10, Edificio H, CP 111711 Bogotá, Colombia
- <sup>35</sup>Institut d'Estudis Espacials de Catalunya (IEEC), 08034 Barcelona, Spain
- <sup>36</sup>Institute of Cosmology and Gravitation, University of Portsmouth, Dennis Sciama Building, Portsmouth, PO1 3FX, UK
- <sup>37</sup>Institute of Space Sciences, ICE-CSIC, Campus UAB, Carrer de Can Magrans s/n, 08913 Bellaterra, Barcelona, Spain
- <sup>38</sup>Departament de Física Quàntica i Astrofísica, Universitat de Barcelona, Martí i Franquès 1, E08028 Barcelona, Spain
- <sup>39</sup>Institut de Ciències del Cosmos (ICCUB), Universitat de Barcelona (UB), c. Martí i Franquès, 1, 08028 Barcelona, Spain.
- <sup>40</sup>Department of Astrophysical Sciences, Princeton University, Princeton NJ 08544, USA
- <sup>41</sup>Center for Cosmology and AstroParticle Physics, The Ohio State University, 191 West Woodruff Avenue, Columbus, OH 43210, USA
- <sup>42</sup>Department of Physics, The Ohio State University, 191 West Woodruff Avenue, Columbus, OH 43210, USA
- <sup>43</sup>The Ohio State University, Columbus, 43210 OH, USA
- <sup>44</sup>School of Mathematics and Physics, University of Queensland, 4072, Australia
- <sup>45</sup>Department of Physics and Astronomy, University of California, Irvine, 92697, USA
- <sup>46</sup>Sorbonne Université, CNRS/IN2P3, Laboratoire de Physique Nucléaire et de Hautes Energies (LPNHE), FR-75005 Paris, France
- <sup>47</sup>Department of Astronomy and Astrophysics, UCO/Lick Observatory, University of California, 1156 High Street, Santa Cruz, CA 95064, USA
- <sup>48</sup>Department of Astronomy and Astrophysics, University of California, Santa Cruz, 1156 High Street, Santa Cruz, CA 95065, USA
- <sup>49</sup>Institució Catalana de Recerca i Estudis Avançats, Passeig de Lluís Companys, 23, 08010 Barcelona, Spain
- <sup>50</sup>Department of Physics and Astronomy, Siena College, 515 Loudon Road, Loudonville, NY 12211, USA
- <sup>51</sup>Department of Physics & Astronomy and Pittsburgh Particle Physics, Astrophysics, and Cosmology Center (PITT PACC), University of Pittsburgh, 3941 O'Hara Street, Pittsburgh, PA 15260, USA
- <sup>52</sup>Department of Physics and Astronomy, University of Waterloo, 200 University Ave W, Waterloo, ON N2L 3G1, Canada
- <sup>53</sup>Perimeter Institute for Theoretical Physics, 31 Caroline St. North, Waterloo, ON N2L 2Y5, Canada
- <sup>54</sup>Waterloo Centre for Astrophysics, University of Waterloo, 200 University Ave W, Waterloo, ON N2L 3G1, Canada



- <sup>55</sup>Space Sciences Laboratory, University of California, Berkeley, 7 Gauss Way, Berkeley, CA 94720, USA
- <sup>56</sup>Instituto de Astrofísica de Andalucía (CSIC), Glorieta de la Astronomía, s/n, E-18008 Granada, Spain
- <sup>57</sup>Departament de Física, EEBE, Universitat Politècnica de Catalunya, c/Eduard Maristany 10, 08930 Barcelona, Spain
- <sup>58</sup>Department of Astronomy, The Ohio State University, 4055 McPherson Laboratory, 140 W 18th Avenue, Columbus, OH 43210, USA
- <sup>59</sup>Department of Physics and Astronomy, Sejong University, Seoul, 143-747, Korea
- <sup>60</sup>CIEMAT, Avenida Complutense 40, E-28040 Madrid, Spain
- <sup>61</sup>Department of Physics & Astronomy, Ohio University, Athens, OH 45701, USA
- <sup>62</sup>Physics Department, Stanford University, Stanford, CA 93405, USA