

# A Novel Bispectrum Estimator of the Kinematic Sunyaev-Zel'dovich Effect using Projected Fields

Raagini Patki,<sup>1,\*</sup> Nicholas Battaglia,<sup>1</sup> and J. Colin Hill<sup>2</sup>

<sup>1</sup>*Department of Astronomy, Cornell University, Ithaca, NY 14853, USA.*

<sup>2</sup>*Department of Physics, Columbia University, New York, NY 10027, USA.*

With the advent of current and future high-resolution CMB experiments, the kinematic Sunyaev-Zel'dovich (kSZ) effect has become a unique observational probe of the distribution of baryons and velocities in the Universe. In this work, we propose a novel binned bispectrum of the form temperature-temperature-density to extract the late-time kSZ effect from cleaned CMB maps. Unlike 'kSZ tomography' methods, this estimator can use any tracer of the large-scale structure density field projected along the line-of-sight and does not require individual redshifts. With our method, we forecast signal-to-noise ratios (SNR) of  $\sim 100$ -200 for the upcoming Simons Observatory (SO) and CMB-S4 correlated with a galaxy sample from WISE that is restricted to the linear regime. We also extend galaxy modes into the non-linear regime and explore this harmonic space to show that the SNR peaks for squeezed triangles that have a short (linear) density mode and long temperature modes in harmonic space. The existing  $kSZ^2$ -density projected-fields estimator compresses the rich information contained in this bispectrum across various scales and triangle shapes. Moreover, we find that the lensing correction to our estimator's signal is relatively small. We study the dependence of this kSZ signal on  $\Lambda$ CDM parameters for SO and CMB-S4 and forecast initial constraints on the sum of neutrino masses while restricting to the linear galaxy bias regime. Our work illustrates the potential of the projected-fields kSZ bispectrum as a novel probe of baryonic abundance and beyond- $\Lambda$ CDM cosmology with upcoming precision measurements.

## I. INTRODUCTION

In recent years, high-resolution observations of the Cosmic Microwave Background (CMB) by ground-based telescopes such as the Atacama Cosmology Telescope (ACT) [1] and the South Pole Telescope (SPT) [2] have made secondary anisotropies detectable at high significance. These observations open a window into the late-time Universe, going beyond the primary anisotropies that originated in the early Universe, which were measured by all-sky satellites such as *Planck* [3]. The kinematic Sunyaev-Zel'dovich (kSZ) effect [4–6] arises due to Compton-scattering between CMB photons and free electrons with a non-zero bulk velocity; the resulting Doppler boosting of photons leads to a secondary CMB anisotropy that is proportional to the electron momentum along the line-of-sight (LOS). Thus, the kSZ effect has emerged as a probe of both astrophysics (e.g. [7–11]) and cosmology (e.g. [12–16]), through its dependence on baryon density and peculiar velocity respectively.

Since the kSZ effect maintains the blackbody spectrum of the primary CMB, it cannot be isolated from observed CMB maps using component separation techniques alone. The kSZ signal sourced by electrons in the late-time Universe is then detected by combining CMB data with Large-Scale Structure (LSS) observations through various statistical methods or 'estimators'. The pairwise momenta of galaxies (e.g. [17]) was applied to ACT data along with BOSS spectroscopic galaxies leading to the first detection of the kSZ effect in 2012 [18],

followed by others in *Planck*, SPT, and ACT data [19–21] with this approach. The velocity-weighted stacking method [22, 23] has been used to constrain the baryon density profile in ACT data with BOSS galaxies [24] and with DESI photometric LRGs [25]. On the other hand, velocity reconstruction (e.g. [26, 27]) has been forecasted to probe primordial non-Gaussianity [16, 28] and the Universe on the largest possible scales [29, 30]; the first detection with this method was done recently in ACT data with DESI LRGs [31].

All of these 'kSZ tomography' estimators were shown to be mathematically equivalent - different ways of representing the  $\langle Tgg \rangle$  statistic - a bispectrum<sup>1</sup> between two powers of a galaxy field and one power of CMB temperature [27]. On the other hand, the novel kSZ estimator proposed in this work is a distinct bispectrum of the form  $\langle TTg \rangle$ . An existing method, the so-called 'kSZ<sup>2</sup>  $\times$   $\delta_g$ ' or projected-fields power spectrum involves filtering and squaring a CMB map in real space before cross-correlating with LSS [32, 33]; thus, it sums the  $\langle TTg \rangle$  statistic across various triangle shapes and is a *compressed* version of our novel bispectrum.

The novel kSZ bispectrum here and the 'kSZ<sup>2</sup>  $\times$   $\delta_g$ ' estimator use galaxy fields that are *projected* along the LOS ( $\delta_g$ ), so they only need a rough redshift distribution of the galaxies. Thus, a distinct advantage is that they are applicable to large-volume galaxy samples with large photometric redshift uncertainties, such as the WISE [34] and

\* Corresponding author: rp585@cornell.edu

<sup>1</sup> A bispectrum refers to the harmonic space equivalent of a three-point correlation function. This is analogous to a power spectrum in harmonic space being the Fourier transform of a two-point correlation function.

unWISE [35] catalogs; in fact, their frameworks can also be applied to any LSS tracer of the underlying density in place of the galaxy field, such as galaxy/CMB lensing convergence [11], 21-cm fluctuations to probe reionization (see [36]), etc. In contrast, the ‘kSZ tomography’ methods require individual galaxy redshifts to make significant detections (see e.g. [31, 37–39]), and are mostly limited to spectroscopic galaxies or photometric samples with small photo- $z$  errors (e.g. DESI LRGs with  $\sigma_z/(1+z) \lesssim 0.02$  [40]).

So far, there have been two  $kSZ^2 \times \delta_g$  measurements at  $\sim 3\text{--}5\sigma$  in *Planck* maps using WISE [7, 41] and unWISE [42] data. The proposed projected-fields kSZ bispectrum avoids a convolution over the CMB filter that otherwise occurs with the  $kSZ^2 \times \delta_g$  estimator, and instead of compressing information across triangle shapes, we bin the  $\langle TTg \rangle$  statistic in 3D-harmonic space. Therefore, this novel estimator contains richer information that is better separated across different scales. This also allows us to restrict  $\delta_g$  modes to the linear regime to avoid Halo Occupation Distribution (HOD) and non-linear galaxy bias uncertainties while maintaining high-fidelity; we forecast high signal-to-noise ratios of  $\sim 100\text{--}200$  with this novel estimator for  $SO \times WISE$  and  $CMB\text{-}S4 \times WISE$ , which are comparable or higher than those forecasted with the  $kSZ^2 \times \delta_g$  estimator with unrestricted  $\delta_g$  [11, 14].

We assume the best-fit  $\Lambda$ CDM model from Planck-2018 [3] as our fiducial model. This paper is organized as follows: In Section II we describe the theoretical formalism of our proposed kSZ bispectrum and provide details about its binning, the lensing contribution to this signal, and its covariance matrix. We summarize survey specifications, analysis choices, and numerical implementation in Section III. We present forecasts with this estimator for  $SO \times WISE$  and  $CMB\text{-}S4 \times WISE$  in Section IV and discuss its information content across triangle shapes. In Section V, we study the cosmological dependence of this novel kSZ bispectrum on  $\Lambda$ CDM parameters. We also illustrate its potential beyond measuring the late-time baryon abundance by forecasting constraints on the sum of neutrino masses with this probe. We discuss these results and the future outlook with this novel estimator to conclude in Section VI.

## II. THEORETICAL FORMALISM

We begin with an overview of the kSZ effect and the existing  $kSZ^2 \times \delta_g$  estimator that has been used to detect it using projected-fields of matter overdensity. We then define our novel projected-fields kSZ bispectrum and detail its implementation with a binned bispectrum approach.

The kSZ effect gives rise to a secondary shift in the CMB temperature anisotropies  $\Theta^{kSZ}(\hat{\mathbf{n}}) \equiv \Delta T^{kSZ}/T_{CMB}(\hat{\mathbf{n}})$  in a direction  $\hat{\mathbf{n}}$  on the sky, given by ( $c \equiv 1$ ):

$$\Theta^{kSZ}(\hat{\mathbf{n}}) = - \int d\eta g(\eta) \mathbf{p}_e \cdot \hat{\mathbf{n}}, \quad (1)$$

where  $\eta(z)$  is the comoving distance to redshift  $z$  and  $\mathbf{p}_e = (1 + \delta_e)\mathbf{v}_e$  is the electron momentum field, with  $\delta_e$  and  $\mathbf{v}_e$  being the overdensity and peculiar velocity of electrons, respectively.  $g(\eta) = e^{-\tau} d\tau/d\eta$  is the visibility function, and  $\tau$  is the optical depth to Thomson scattering.  $(d\tau/d\eta) = \sigma_T n_e/(1+z)$ , where  $\sigma_T$  is the Thomson scattering cross-section and  $n_e$  is the free electron number density, so that

$$\Theta^{kSZ}(\hat{\mathbf{n}}) = -\sigma_T \int \frac{d\eta}{1+z} e^{-\tau} n_e(\hat{\mathbf{n}}, \eta) \mathbf{v}_e(\hat{\mathbf{n}}, \eta) \cdot \hat{\mathbf{n}}. \quad (2)$$

In this work, we consider galaxies as a tracer of matter in the LSS. However, the same formalism can be similarly applied to any other tracers of the underlying matter density field, such as quasars, 21-cm fluctuations (e.g. [36, 43, 44]), or weak lensing convergence (e.g. [11]).  $\delta_g(\hat{\mathbf{n}})$  is the galaxy overdensity field *projected* along the line-of-sight (LOS), and is given by:

$$\delta_g(\hat{\mathbf{n}}) = \int_0^{\eta_{\max}} d\eta W^g(\eta) \delta_m(\eta\hat{\mathbf{n}}, \eta), \quad (3)$$

where  $\delta_m(\eta\hat{\mathbf{n}}, \eta)$  is the matter (fractional) overdensity field in 3D.  $\eta_{\max}$  is the maximum comoving distance of the galaxy sample, and its projection kernel is  $W^g(\eta) = b_g p_s(\eta)$ , where  $b_g$  is the galaxy bias and  $p_s(\eta) \propto dn/d\eta$  is the statistical redshift distribution of the number of galaxies, normalized to have a unit integral.

Since the kSZ effect has the same (blackbody) frequency dependence as the primary CMB, it cannot be isolated using component-separation methods alone. Thus, we follow previous kSZ works utilizing projected-fields [7, 14, 41, 42] and use a foreground-cleaned map of CMB temperature anisotropies ( $\Theta$ ), whose total auto-power spectrum  $C_\ell^{\text{tot}} \approx (C_\ell^{TT} + C_\ell^{kSZ} + N_\ell)$  includes contributions from auto-power spectra of the lensed primary CMB ( $C_\ell^{TT}$ ), the kSZ effect ( $C_\ell^{kSZ}$ ), and detector noise and residual foregrounds ( $N_\ell$ ). As explained in Section III A, in this work, we follow [7, 14] and avoid additional contributions from the integrated Sachs-Wolfe (ISW) effect by not considering the large scales where it is found to be significant ( $\ell < 100$ ). In practice, telescopes observe the CMB through a finite beam  $b(\ell)$  modeled by a Gaussian as:

$$b(\ell) = \exp\left(-\frac{1}{2}\ell(\ell+1)\frac{\theta_{\text{FWHM}}^2}{8 \ln 2}\right), \quad (4)$$

where  $\theta_{\text{FWHM}}$  is the full width at half maximum in radians. The observed CMB temperature anisotropies are therefore limited by the telescope’s resolution and are related to the true CMB anisotropies in harmonic space as  $\Theta_b(\ell) = b(\ell)\Theta(\ell)$ .

### A. The Existing Projected-Fields kSZ Power Spectrum $\langle kSZ^2 \times \delta_g \rangle$

Free electrons in the LSS are equally likely to be moving towards or away from the observer along the LOS.

Given this  $\mathbf{v}_e \rightarrow -\mathbf{v}_e$  parity symmetry, the 2-point cross-correlation  $\langle \Theta^{\text{kSZ}} \times \delta_g \rangle$  is statistically zero at small scales of interest (although the linear-ISW effect can have detectable contributions at  $\ell < 100$  [7]). To avoid this naive cancellation, the so-called ‘projected-fields’ or ‘kSZ<sup>2</sup> ×  $\delta_g$ ’ estimator [32, 33] *squares* a cleaned CMB temperature map before cross-correlating with  $\delta_g$ . This *real space* squaring operation necessitates applying a Wiener filter to the cleaned CMB map to preferentially select angular scales dominated by the kSZ contribution, given by:  $F(\ell) = (C_\ell^{\text{kSZ}}/C_\ell^{\text{tot}})$ , where  $C_\ell^{\text{kSZ}}$  is the template (theoretical) kSZ power spectrum. The overall filtered CMB map is then given in harmonic space by:

$$\Theta_f(\ell) = F(\ell)b(\ell)\Theta(\ell) \equiv f(\ell)\Theta(\ell), \quad (5)$$

where  $f(\ell) \equiv F(\ell)b(\ell)$ . Thus, the existing ‘projected-fields’ estimator is a power spectrum defined as:

$$\langle \Theta_f^2(\ell) \delta_g(\ell') \rangle = (2\pi)^2 \delta_D(\ell + \ell') C_\ell^{\text{kSZ}^2 \times \delta_g}. \quad (6)$$

Using the Limber approximation [45, 46], this kSZ<sup>2</sup>-galaxy cross-power spectrum of projected fields is written as [7, 11, 14, 32, 33, 41, 42]:

$$C_\ell^{\text{kSZ}^2 \times \delta_g} = \int_0^{\eta^{\text{max}}} \frac{d\eta}{\eta^2} W^g(\eta) g^2(\eta) \mathcal{T} \left( j = \frac{\ell}{\eta}, \eta \right), \quad (7)$$

where the ‘triangle power spectrum’  $\mathcal{T}$  is

$$\mathcal{T}(j, \eta) = \int \frac{d^2 \mathbf{q}}{(2\pi)^2} f(q\eta) f(|\mathbf{j} + \mathbf{q}|\eta) B_{p_{\hat{\mathbf{n}}} p_{\hat{\mathbf{n}}}\delta}(\mathbf{q}, -\mathbf{j} - \mathbf{q}, \mathbf{j}). \quad (8)$$

The key theoretical statistic here is  $B_{p_{\hat{\mathbf{n}}} p_{\hat{\mathbf{n}}}\delta}$  - the 3-point correlation function (or ‘bispectrum’ in Fourier space) between two electron momenta projected along the LOS ( $p_{\hat{\mathbf{n}}} = \mathbf{p} \cdot \hat{\mathbf{n}}$ ) and one matter overdensity field. Thus,  $\mathcal{T}(j, \eta)$  *compresses* the rich information contained in  $B_{p_{\hat{\mathbf{n}}} p_{\hat{\mathbf{n}}}\delta}$  by summing over all triangles in a constant-redshift plane (at a distance  $\eta(z)$ ) that have one side of length  $j$ . Moreover, as pointed out in [14], the squaring operation results in a convolution over the CMB filter  $f(\ell)$ , which leads to a mixing of the information content in the signal across different angular scales.

## B. The Projected-Fields kSZ Bispectrum

$$\langle \Theta^{\text{kSZ}} \times \Theta^{\text{kSZ}} \times \delta_g \rangle$$

We now propose a novel bispectrum estimator for the kSZ that again utilizes projected-fields of LSS tracers of matter, but circumvents the drawbacks of the existing power spectrum estimator that we have described above. It thus retains the advantage of not requiring accurate redshifts of the LSS tracers, making it applicable to photometric galaxy surveys (with significant photo-z errors), galaxy/CMB weak lensing convergence, 21-cm fluctuations, etc.

Here, instead of squaring the (filtered) CMB map as done earlier [7, 11, 14, 32, 33, 41, 42], we consider a full

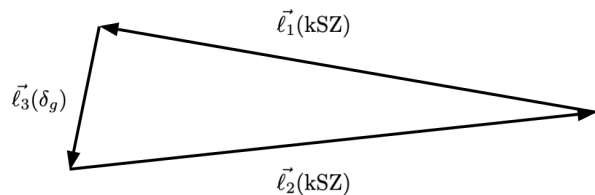


FIG. 1. Schematic diagram of the type of squeezed triangles that are found to have a significant SNR with the projected-fields  $B^{\text{kSZ}, \text{kSZ}, \delta_g}$  bispectrum (see Section IV). This class of configurations is roughly defined here as consisting of two small-scale (large  $\ell > 2000$ ) kSZ modes and one large-scale (small  $\ell \lesssim 700$ )  $\delta_g$  mode in harmonic space.

bispectrum of the form  $\langle \Theta^{\text{kSZ}} \times \Theta^{\text{kSZ}} \times \delta_g \rangle$  which is estimated (under statistical isotropy and homogeneity) as:

$$\langle \Theta_b(\ell_1) \Theta_b(\ell_2) \delta_g(\ell_3) \rangle = (2\pi)^2 \delta_D(\ell_1 + \ell_2 + \ell_3) B_{\ell_1 \ell_2 \ell_3}^{\text{kSZ}, \text{kSZ}, \delta_g}, \quad (9)$$

where  $\Theta_b \equiv b(\ell)\Theta(\ell)$  and  $\delta_g$  are the same as before. Taking a cross-correlation of cleaned CMB maps in Fourier space allows us to avoid the real space squaring operation that leads to a convolution over the filter in the existing  $C_\ell^{\text{kSZ}^2 \times \delta_g}$  estimator. This also means that the full bispectrum approach does not require Wiener filtering of the CMB maps, because the LSS is only correlated with the kSZ secondary anisotropies, and not with the primary CMB (in the regime where ISW is negligible). Furthermore, the rich information contained in the  $B_{p_{\hat{\mathbf{n}}} p_{\hat{\mathbf{n}}}\delta}$  statistic is not compressed across different triangle shapes and retains better scale separation in our bispectrum.

We define this ‘reduced’ bispectrum  $B_{\ell_1 \ell_2 \ell_3}^{\text{kSZ}, \text{kSZ}, \delta_g}$  in the flat-sky limit, since we restrict to small-scales ( $\ell > 100$ ) in both  $\Theta_b$  and  $\delta_g$  (see Section III B). The bispectrum is thus a function of 2D Fourier modes  $\ell_1, \ell_2$ , and  $\ell_3$  that must form a closed triangle (in an isotropic Universe), as enforced by the Dirac delta function above. Also, since  $\Theta^{\text{kSZ}}$  reverses in sign upon reflection along the LOS ( $\mathbf{v}_e \rightarrow -\mathbf{v}_e$ ), it has ‘odd’ parity. Given that our estimator has two such  $\Theta^{\text{kSZ}}$  fields, overall, it is a ‘parity-even’ bispectrum (unlike the parity-odd kSZ bispectrum in [27]). This implies that it will be statistically non-zero only when the triangle inequality is satisfied ( $|\ell_1 - \ell_2| \leq \ell_3 \leq (\ell_1 + \ell_2)$ ) and when  $(\ell_1 + \ell_2 + \ell_3 = \text{even})$  [47–49].

From Eqs. (1),(3), and using the Limber approximation for bispectra of projected fields [50], it follows that:

$$B_{\ell_1 \ell_2 \ell_3}^{\text{kSZ}, \text{kSZ}, \delta_g} = b(\ell_1) b(\ell_2) \int_0^{\eta^{\text{max}}} \frac{d\eta}{\eta^4} W^g(\eta) g^2(\eta) B_{p_{\hat{\mathbf{n}}} p_{\hat{\mathbf{n}}}\delta} \left( \frac{\ell_1}{\eta}, \frac{\ell_2}{\eta}, \frac{\ell_3}{\eta} \right), \quad (10)$$

where  $b(\ell)$  is again the beam of the CMB survey. Note that  $B_{p_{\hat{\mathbf{n}}} p_{\hat{\mathbf{n}}}\delta}$  is also a function of the comoving distance  $\eta$ , and is the same key theoretical statistic that is involved

in both this estimator and the existing  $C_\ell^{\text{kSZ}^2 \times \delta_g}$  estimator. Since we are considering different triangle configurations of the  $B^{\text{kSZ}, \text{kSZ}, \delta_g}$  bispectrum, it becomes even more crucial to adapt the improved model for  $B_{p_{\hat{n}} p_{\hat{n}} \delta}$  [14] while making theoretical predictions, given that the approximate model is inaccurate for certain triangle shapes. This is particularly important for the class of *squeezed* triangles that have two long sides (i.e. small scales) corresponding to the kSZ modes and one short side (i.e. large scale) corresponding to the LSS tracer in  $\ell$ -space, such as the one shown schematically in Fig. 1. We summarize the improved modeling of  $B_{p_{\hat{n}} p_{\hat{n}} \delta}$  in Appendix A and refer the reader to [14] for further details.

### 1. Binning the Projected-Fields kSZ Bispectrum

So far, we have discussed the  $B^{\text{kSZ}, \text{kSZ}, \delta_g}$  bispectrum for a single triplet of multipoles. However, in practice, the signal-to-noise ratio (SNR) for an individual triplet is expected to be small, making it hard to directly compare future measurements with theory predictions. To address this issue, we use a binned bispectrum approach [48, 51] that has previously been applied in other contexts such as detecting primordial non-Gaussianity and characterizing foregrounds (e.g. [49, 52–55]). Essentially, it bins the  $B_{\ell_1 \ell_2 \ell_3}^{\text{kSZ}, \text{kSZ}, \delta_g}$  signal in 3D harmonic space. Given that this bispectrum varies smoothly with its  $\ell$  arguments, the binned approach (with an appropriate bin size) would involve very little loss of scale-dependent information. Thus, this approach makes it possible to have statistically significant kSZ detections with future observations using our estimator, without needing to assume a specific template for the expected signal.

We define the following quantity in terms of Wigner-3j symbols [48, 49]:

$$N_{\Delta}^{\ell_1 \ell_2 \ell_3} = \frac{(2\ell_1 + 1)(2\ell_2 + 1)(2\ell_3 + 1)}{4\pi} \begin{pmatrix} \ell_1 & \ell_2 & \ell_3 \\ 0 & 0 & 0 \end{pmatrix}^2, \quad (11)$$

which can be interpreted<sup>2</sup> as the total number of possible triangles on the celestial sphere with sides  $(\ell_1, \ell_2, \ell_3)$ . It follows that  $N_{\Delta}^{\ell_1 \ell_2 \ell_3}$  is non-zero only when  $\ell_1 + \ell_2 + \ell_3 = \text{even}$ . By defining the corresponding all-sky bispectrum as in Eq.(B2) (where we follow the convention of [48, 49, 51] instead of the earlier one [47]), we note that it is related to our flat-sky bispectrum as  $\mathcal{B}_{\ell_1 \ell_2 \ell_3}^{\text{kSZ}, \text{kSZ}, \delta_g} = N_{\Delta}^{\ell_1 \ell_2 \ell_3} B_{\ell_1 \ell_2 \ell_3}^{\text{kSZ}, \text{kSZ}, \delta_g}$ , for a single multipole-triplet.

In practice, the binned approach is applied to maps (either from real data or simulations) by dividing the entire multipole range of each of the three fields into subintervals denoted by  $\Delta_a \equiv [\ell_a, \ell_{a+1} - 1]$  where  $a = 1, 2, \dots, N_{\text{bins}}$

and  $N_{\text{bins}}$  is the number of  $\ell$ -bins in that dimension. We then define our binned bispectrum estimator in a 3D  $\ell$ -bin labelled by indices  $(a, b, c)$  as:

$$B_{abc}^{\text{kSZ}, \text{kSZ}, \delta_g} = \frac{\sum_{\substack{\ell_1 \in \Delta_a \\ \ell_2 \in \Delta_b \\ \ell_3 \in \Delta_c}} (N_{\Delta}^{\ell_1 \ell_2 \ell_3} B_{\ell_1 \ell_2 \ell_3}^{\text{kSZ}, \text{kSZ}, \delta_g})}{N_{abc}}, \quad (12)$$

where the estimator normalization  $N_{abc} = \sum_{\ell_1 \in \Delta_a; \ell_2 \in \Delta_b; \ell_3 \in \Delta_c} N_{\Delta}^{\ell_1 \ell_2 \ell_3}$ . Thus, the binned (flat-sky) bispectrum may be considered as a weighted average of all valid  $B_{\ell_1 \ell_2 \ell_3}^{\text{kSZ}, \text{kSZ}, \delta_g}$  inside the  $\ell$ -bin, with the corresponding number of modes  $N_{\Delta}^{\ell_1 \ell_2 \ell_3}$  acting as weights. For the sake of clarity, in Appendix B, we show that our analytical definition above is consistent with the framework of previous works employing the binned bispectrum approach [48, 49, 51, 52].

### 2. CMB Lensing Contribution

As seen previously [7] for the existing  $C_\ell^{\text{kSZ}^2 \times \delta_g}$  estimator (Section II A), the binned  $B^{\text{kSZ}, \text{kSZ}, \delta_g}$  estimator can also potentially get a contribution due to weak lensing of the CMB (see [56], for example), when it is applied to observed CMB maps. Denoting the unlensed and lensed CMB anisotropies by  $\tilde{\Theta} = \Delta \tilde{T} / T_{\text{CMB}}$  and  $\Theta = \Delta T / T_{\text{CMB}}$  respectively, we expand up to first order in the lensing potential  $\psi$  [56]:

$$\Theta(\mathbf{x}) = \tilde{\Theta}(\mathbf{x}) + \nabla \psi \cdot \nabla \tilde{\Theta}(\mathbf{x}) + \dots \quad (13)$$

We then perform a calculation analogous to the one in [7] to derive the lensing correction to our estimator (see Appendix C for details):

$$\Delta B_{\ell_1 \ell_2 \ell_3}^{\text{kSZ}, \text{kSZ}, \delta_g} = -b(\ell_1) b(\ell_2) C_{\ell_3}^{\psi \delta_g} \left( \ell_3 \cdot \ell_1 C_{\ell_1}^{\tilde{T} \tilde{T}} + \ell_3 \cdot \ell_2 C_{\ell_2}^{\tilde{T} \tilde{T}} \right) \quad (14)$$

where  $C_{\ell}^{\tilde{T} \tilde{T}}$  is the unlensed primary CMB power spectrum.  $C_{\ell}^{\psi \delta_g}$  is the angular cross-power spectrum between the lensing potential and the projected-field of galaxies, which can be computed in terms of the lensing convergence  $\kappa$  as  $C_{\ell}^{\psi \delta_g} = (2/\ell(\ell+1)) C_{\ell}^{\kappa \delta_g}$  [56, 57].

As we show in Section IV, compared to the  $B^{\text{kSZ}, \text{kSZ}, \delta_g}$  signal,  $\Delta B^{\text{kSZ}, \text{kSZ}, \delta_g}$  is found to be relatively negligible for triangles containing a significant amount of signal. In contrast, the overall lensing correction to the existing  $C_\ell^{\text{kSZ}^2 \times \delta_g}$  estimator (denoted  $C_\ell^{\text{lens}}$ ) is forecasted to be much higher, contributing up to  $\sim 25\%$  of the signal for SO and CMB-S4 [11, 14]. As pointed out in [7],  $C_\ell^{\text{lens}}$  would vanish in the absence of a finite beam and a Wiener filter applied to the CMB map, since the total variance is preserved by CMB lensing [56]. On the other hand, since our estimator here is a full bispectrum, we do not need to apply a CMB filter, and we also avoid the convolution over the filter which can otherwise modulate and increase the lensing contribution.

<sup>2</sup> The power spectrum analog is that there are  $(2\ell + 1)$  possible modes on the celestial sphere for measuring  $C_\ell$ , where maps across the sky are decomposed using spherical harmonics  $Y_{\ell m}$ .

### 3. Analytical Covariance Matrix

As with several bispectra studies done previously (e.g. [48, 49, 58]), we proceed to use a simplified analytical expression for the covariance matrix of our estimator, since this does not require accurate simulated maps for its estimation. From Eq.(B3), the covariance for a single triplet is given by:

$$\begin{aligned} & \langle B_{\ell_1 \ell_2 \ell_3}^{\text{kSZ, kSZ}, \delta_g} B_{\ell'_1 \ell'_2 \ell'_3}^{\text{kSZ, kSZ}, \delta_g} \rangle \\ &= \frac{1}{\sqrt{N_{\Delta}^{\ell_1 \ell_2 \ell_3} N_{\Delta}^{\ell'_1 \ell'_2 \ell'_3}}} \sum_m \begin{pmatrix} \ell_1 & \ell_2 & \ell_3 \\ m_1 & m_2 & m_3 \end{pmatrix} \begin{pmatrix} \ell'_1 & \ell'_2 & \ell'_3 \\ m'_1 & m'_2 & m'_3 \end{pmatrix} \\ & \langle a_{\ell_1 m_1}^{\Theta_b} a_{\ell_2 m_2}^{\Theta_b} a_{\ell_3 m_3}^{\delta_g} a_{\ell'_1 m'_1}^{\Theta_b*} a_{\ell'_2 m'_2}^{\Theta_b*} a_{\ell'_3 m'_3}^{\delta_g*} \rangle. \end{aligned} \quad (15)$$

In the limit of weak non-Gaussianity and using Wick's theorem, the 6-point function of spherical harmonic coefficients above has a decomposition that is dominated by products of three power spectra. From Eq.(12), it follows that in the weak non-Gaussianity limit, the covariance matrix is diagonal, so that the variance of the binned  $B^{\text{kSZ, kSZ}, \delta_g}$  bispectrum is:

$$V_{abc}^{\text{kSZ, kSZ}, \delta_g} = \frac{\sum_{\substack{\ell_1 \in \Delta_a \\ \ell_2 \in \Delta_b \\ \ell_3 \in \Delta_c}} (N_{\Delta}^{\ell_1 \ell_2 \ell_3} g_{\ell_1 \ell_2 \ell_3} C_{\ell_1}^{\bar{T}\bar{T}, b} C_{\ell_2}^{\bar{T}\bar{T}, b} C_{\ell_3}^{\delta_g \delta_g})}{N_{abc}^2 f_{\text{sky}}}, \quad (16)$$

where we have accounted for the effect of the overlapping sky fraction  $f_{\text{sky}}$  of the considered surveys. The power spectrum of the observed, cleaned CMB map is computed as (see Section III A for details)  $C_{\ell}^{\bar{T}\bar{T}, b} \equiv b^2(\ell) C_{\ell}^{\text{tot}} = b^2(\ell) (C_{\ell}^{\bar{T}\bar{T}} + C_{\ell}^{\text{kSZ}} + N_{\ell})$ , and the projected galaxy density power spectrum is given by [46, 59]:

$$C_{\ell}^{\delta_g \delta_g} = \int_0^{\eta_{\text{max}}} \frac{d\eta}{\eta^2} [W^g(\eta)]^2 P_{\delta\delta} \left( k = \frac{\ell}{\eta}, \eta \right) + \frac{1}{\bar{n}}, \quad (17)$$

where  $\bar{n}$  is the projected number of galaxies per steradian, appearing in the shot noise term ( $1/\bar{n}$ ). The symmetry factor  $g_{\ell_1 \ell_2 \ell_3}$  appearing in Eq.(16) is 2 if the two kSZ multipoles are equal in magnitude (i.e. if  $\ell_1 = \ell_2$ ), and 1 otherwise.

We now consider the effect of CMB lensing on the estimated covariance matrix of the  $B^{\text{kSZ, kSZ}, \delta_g}$  bispectrum. One part of this effect is already accounted for above, given that  $C_{\ell}^{\bar{T}\bar{T}}$  is the lensed primary CMB power spectrum. As pointed out recently [58] (in the context of primordial non-Gaussianity), the covariance could potentially receive an additional non-Gaussian lensing contribution of the form  $\langle a_{\ell_1 m_1}^{\Theta_b} a_{\ell_2 m_2}^{\Theta_b} a_{\ell'_1 m'_1}^{\Theta_b*} a_{\ell'_2 m'_2}^{\Theta_b*} \rangle \langle a_{\ell_3 m_3}^{\delta_g} a_{\ell'_3 m'_3}^{\delta_g*} \rangle$ . This contribution is sourced by the *connected* trispectrum of CMB temperature, which becomes non-zero in the presence of lensing.

We do an analogous calculation to derive the expression of this non-Gaussian contribution to the variance (Eq.(C4)) in Appendix C. However, we expect it to be

relatively negligible in the case of our projected-fields kSZ bispectrum, since (i) The overall amplitude due to the multiplicity of possible permutations of  $a^{\Theta_b}$  is lowered by a factor of 9: the average multiplicity is just 4 in our case (compared to 36 in the context of primordial non-Gaussianity with primary CMB  $\langle TTT \rangle$  bispectra [58]), and (ii) more importantly, due to the lack of a CMB filter in this estimator, we found the lensing contribution to the  $B^{\text{kSZ, kSZ}, \delta_g}$  signal itself to be negligible, as we discuss in Section IV. So, we intuitively expect its variance to be relatively unaffected by this non-Gaussian lensing term (while also noting the similarity between the expressions in Eqs(C4) and (14)). Given that it is also computationally expensive, we drop this term from our forecasts here.

## III. METHODOLOGY

### A. Survey Specifications

We now summarize the relevant specifications of the CMB and galaxy surveys that we have forecasted for with our novel estimator. Because it utilizes projected-fields of LSS tracers, it requires a CMB map cleaned of contaminating foregrounds, which is obtained by applying some multi-frequency component-separation technique to the observed maps. One such standard technique is the ‘‘Internal Linear Combination’’ (ILC) method [60, 61] which separates the ‘primary CMB+kSZ’ component from foregrounds by minimizing the total variance.

In this work, we make forecasts for detecting the kSZ by applying this estimator to upcoming CMB data from the *Simons Observatory* (SO) [62], and a subsequent potential CMB-S4 experiment [63]. Both these experiments will map the CMB at a high resolution of  $\theta_{\text{FWHM}} \approx 1.4$  arcmin (corresponding to an  $\ell_{\text{max}} \approx 8000$ ), making them well-suited for kSZ studies. To make realistic forecasts, we follow [11, 14] and use post-ILC noise curves for the cleaned CMB maps from SO and CMB-S4, which have been estimated based on simulations and are publicly available<sup>3,4</sup>. These noise power spectra  $N_{\ell}$  are considerably larger than the detector-only white noise (e.g. see Fig. 4 in [64]) since they also include any residual foregrounds still present after ILC; forecasted SNR for the related  $C_{\ell}^{\text{kSZ}^2 \times \delta_g}$  estimator were found to be a factor of  $\sim 3$  smaller with these realistic post-ILC noise curves, as compared to the detector-only case [14].

Throughout this work, the unlensed ( $C_{\ell}^{\bar{T}\bar{T}}$ ) and lensed ( $C_{\ell}^{\bar{T}\bar{T}}$ ) primary CMB power spectra are computed with CAMB [65, 66] for the fiducial  $\Lambda$ CDM model defined

<sup>3</sup> [https://github.com/simonsobs/so\\_noise\\_models/tree/master/LAT\\_comp\\_sep\\_noise/v3.1.0;standard\\_ILC:deproj-0](https://github.com/simonsobs/so_noise_models/tree/master/LAT_comp_sep_noise/v3.1.0;standard_ILC:deproj-0)  
<sup>4</sup> [https://sns.ias.edu/jch/S4\\_190604d.2LAT\\_Tpol\\_default\\_noisecurves.tgz](https://sns.ias.edu/jch/S4_190604d.2LAT_Tpol_default_noisecurves.tgz)

CMB experiment	$\theta_{\text{FWHM}}$ [arcmin]	Noise model	$\ell_{\text{min}}$	$\ell_{\text{max}}$	$f_{\text{sky}}$
SO	1.4	post-ILC <sup>3</sup>	100	8000	0.4
CMB-S4	1.4	post-ILC <sup>4</sup>	100	8000	0.4

TABLE I. Specifications for the CMB experiments forecasted for in this work. We use realistic post-ILC noise curves for *Simons Observatory* (SO) [62] and CMB-S4 [63], which account for the beam implicitly and also include residual foreground contamination in the cleaned maps. Note that the estimated noise levels of CMB-S4 are considerably lower than that of SO (see Fig. 1 in [11], for example).

by the base parameters:  $\{H_0, \Omega_b h^2, \Omega_c h^2, 10^9 A_s, n_s, \tau_{re}\}$ , using their best-fit *Planck*-2018 values (rightmost column of Table 1 of [3]). The total power spectrum of the post-ILC CMB map is  $C_\ell^{\text{tot}} = (C_\ell^{TT} + C_\ell^{\text{kSZ}} + N_\ell)$ ; it is computed to estimate the observable’s noise covariance (Eq. (16)) by using a template (theoretical) kSZ power spectrum<sup>5</sup> derived from hydrodynamical simulations [67].

As mentioned in Section II, we consider a projected-field of galaxies as our LSS tracer here. We make forecasts for SO and CMB-S4 by combining with the existing WISE [34] photometric galaxy catalog consisting of more than 500 million objects. Following previous works [7, 14, 41], we similarly select a sample of 46.2 million galaxies, based on the same criterion as [68, 69]. The overlapping sky fraction between WISE and these CMB surveys is  $f_{\text{sky}} \approx 0.4$ . The redshift distribution of this sample peaks at  $z \approx 0.3$  and extends up to  $z = 1$  [70] (see Fig. 10 of [7]).

### B. Analysis Choices

We make a few key analysis choices while implementing the projected-fields kSZ bispectrum as introduced in Section II B. To begin with, we use broad redshift bins of width  $\Delta z = 0.1$  since the estimator only requires a rough  $z$ -distribution of the galaxies; all LOS integrals (including Eq. (10)) are thus replaced by sums spanning the redshift range ( $z < 1$  here). Following earlier works [7, 14], we only consider modes with  $\ell > \ell_{\text{min}} \equiv 100$  in all 3 fields, to avoid picking up an additional signal from the (linear) ISW effect that is expected to be significant at very large ( $\ell < 100$ ) scales [7, 68, 71].

Unlike the existing implementation employing the  $C_\ell^{\text{kSZ}^2 \times \delta_g}$  estimator [7, 11, 14, 41, 42], we *choose* to use an  $\ell$ -cut in the LSS field, without restricting the  $\ell$ -range of kSZ modes (which dominate at smaller scales  $\ell \gtrsim 4000$ ). In our ‘default’ analysis, we choose a conservative  $\ell_{\text{max}}$

of 700 for the  $\delta_g$  field, restricting to large scales where the galaxy density field is expected to be well-modeled by a linear galaxy bias  $b_g$  (see e.g.[72, 73]). The best-fit value for WISE galaxies is  $b_g = 1.13$ , as determined earlier using *Planck* maps [7, 41]. Working within the linear regime for  $\delta_g$  enables us to circumvent complications due to the HOD and non-linear galaxy bias terms, which makes our results more robust.

For binning the predicted  $B^{\text{kSZ}, \text{kSZ}, \delta_g}$  signal (Section II B), we choose a uniform bin width of  $\Delta \ell = 100$  in each of the three harmonic dimensions, which is broad enough so that there are a sufficient number of bins that contain a non-zero number of triangle modes within them.

### C. Numerical Implementation

Accurately predicting the  $B^{\text{kSZ}, \text{kSZ}, \delta_g}$  signal involves computing the underlying key statistic,  $B_{p_n p_n \delta}$  (Eq. (10)) using its improved model [14] given by Eqs. (A1-A5). Following [14, 33] and several earlier works on the kSZ, we make the simulation-based phenomenological substitution [74] for each velocity field appearing in these equations; the non-linear matter density field  $\delta_m$  is substituted into the linear continuity equation:

$$\mathbf{v}(\mathbf{k}) = i \frac{f a H \delta_m(\mathbf{k})}{k} \hat{\mathbf{k}}, \quad (18)$$

which is a good description of peculiar velocities, since most of their power comes from large scales in the linear regime. Here,  $a$ ,  $f$ , and  $H$  are the scale factor, linear growth rate, and Hubble parameter at that redshift respectively. The resulting non-linear matter power spectra  $P_{\delta\delta}$  are calculated for the fiducial  $\Lambda$ CDM model with CAMB and the standard Halofit prescription [75].

In Section V A, we will consider an extension to the  $\Lambda$ CDM model with another free parameter: the sum of neutrino masses ( $\Sigma m_\nu$ ), which is known to be non-zero from flavor oscillation detections [76, 77]. These independent experiments permit for both, a normal hierarchy of neutrinos ( $m_1 \simeq m_2 \simeq 0 \ll m_3$ ; with a minimum  $\Sigma m_\nu$  of  $\sim 58$  meV), and an inverted hierarchy ( $m_3 \ll m_1 \simeq m_2$ ; with a minimum  $\Sigma m_\nu$  of  $> 100$  meV) [78, 79]. In our forecasts, we assume a fiducial value of 60 meV. The presence of massive neutrinos suppresses the clustering of matter at scales smaller than their free-streaming scale, which is defined as  $k_{\text{fs}}(z) = 0.018 \Omega_m^{1/2}(z) [m_\nu / 1 \text{ eV}] \text{ h Mpc}^{-1}$ . (e.g. [79, 80]). They also introduce a small scale-dependence in the growth rate  $f$ , which has two powers appearing in our estimator (from Eq.(18)). This dependence is well-modeled by a fitting function [81]:  $f(k, z) \approx \mu(k) \Omega_m^\alpha(z)$  with  $\alpha \approx 0.55$  for  $\Lambda$ CDM, and

$$\mu(k) = 1 - A(k) \Omega_\Lambda f_\nu + B(k) f_\nu^2 - C(k) f_\nu^3, \quad (19)$$

where the coefficients  $A(k), B(k), C(k)$  are obtained via interpolation (see Table II in [81]).  $f_\nu = \Omega_\nu / \Omega_m$  is the fractional contribution of neutrinos to the total matter

<sup>5</sup> [https://github.com/nbatta/SILC/blob/master/data/ksztemplate\\_battaglia.csv](https://github.com/nbatta/SILC/blob/master/data/ksztemplate_battaglia.csv)

density ( $\approx 0.0045$  fiducial value), and  $\Omega_\Lambda$  is the dimensionless dark energy density.

The non-linear matter bispectrum  $B_{\delta\delta\delta}$  is computed by following earlier works [7, 14, 41, 42] and using the following fitting function [82] for simplicity:

$$B_{\delta\delta\delta}(k_1, k_2, k_3) = \sum_{cyc} 2F_2(k_1, k_2, k_3)P_{\delta\delta}(k_1)P_{\delta\delta}(k_2), \quad (20)$$

where  $\sum_{cyc}$  denotes a cyclic sum over  $(k_1, k_2, k_3)$ . The scale and redshift dependence of the kernel  $F_2$  are fitted using  $\Lambda$ CDM-only N-body simulations, although the formula itself is general enough to be applicable at the first-order for certain  $\Lambda$ CDM-extensions, due to the weak cosmological dependence of  $F_2$  [82]. The effect of massive neutrinos on the matter bispectrum is via the suppression of the matter power spectrum, which is consistent at first order with results from second-order perturbation theory [83] and simulations [52, 84].

While the binned bispectrum approach is relatively fast when applied directly to maps, in the absence of accurate simulated maps, we calculate the theoretical prediction by summing over all possible triplets (Eq.(12)). In practice, since the projected-fields kSZ bispectrum is smooth, we speed up the process within each  $\ell$ -bin indexed by  $(a, b, c)$  by directly computing  $B_{abc}^{\text{kSZ}, \text{kSZ}, \delta_g}$  for multipole-triplets separated by a (3D) sub-binwidth of  $\sim 10$ , and summing over the weights ( $N_\Delta^{\ell_1 \ell_2 \ell_3}$ ) within each sub-bin to obtain the final binned signal  $B_{abc}^{\text{kSZ}, \text{kSZ}, \delta_g}$ . The numerical computation of the statistic  $B_{p_{\bar{a}}p_{\bar{b}}\delta}$  in each redshift bin is sped up by employing the same emulators<sup>6</sup> [85] based on Gaussian Process Interpolation that were used in the previous work on  $C_\ell^{\text{kSZ}^2 \times \delta_g}$  [14].

#### IV. FORECASTS

We now present forecasts for detecting the kSZ effect using the novel projected-fields binned bispectrum (as defined in Section II B) with upcoming CMB data from SO or CMB-S4 and existing photometric galaxy data from WISE. We proceed to numerically compute the predicted signal  $B_{abc}^{\text{kSZ}, \text{kSZ}, \delta_g}$  in bins with 3D binwidth  $\Delta\ell = 100$ , using the survey specifications and methodology detailed earlier. Under weak non-Gaussianity, the covariance matrix of this estimator is diagonal (in 3D), and the variance  $V_{abc}^{\text{kSZ}, \text{kSZ}, \delta_g}$  is thus given by Eq.(16).

As mentioned in Section III B, in our analysis, we use an  $\ell_{\text{max}} = 700$  by default for the  $\delta_g$  modes, in order to stay within the linear galaxy bias regime. Due to this restriction, only around  $(1/8)^{\text{th}}$  of the total number of bins contain a non-zero number of closed triangles (such that  $(\ell_1, \ell_2, \ell_3)$  satisfy the triangle inequality), and thus

have a non-zero signal. For each such bin indexed by  $(a, b, c)$ , we compute its individual signal-to-noise ratio,  $\text{SNR}_{abc} = \left( B_{abc}^{\text{kSZ}, \text{kSZ}, \delta_g} / \sqrt{V_{abc}^{\text{kSZ}, \text{kSZ}, \delta_g}} \right)$ .

Since the harmonic space is 3D, for easy visualization, we show the SNRs for bins in 2D ‘slices’ that span the entire  $\ell_2$  and  $\ell_3$  range and have a fixed  $\ell_1$ -bin. We find that the individual SNR for SO $\times$ WISE peaks at a value of  $\sim 4.5$  for a bin in the  $\ell_1 = [3900, 4000]$  slice, while that for CMB-S4 $\times$ WISE peaks at a value of  $\sim 7$  for a bin in the  $\ell_1 = [4400, 4500]$  slice. This is expected because the kSZ effect begins to dominate in CMB maps at small scales ( $\ell > 3500$ ), and because the post-ILC noise levels in CMB-S4 will be lower than that of SO (see Fig. 1 in [11], for reference). Both these slices are shown in Fig. 2.

We see that across all 2D slices, the SNR peaks for the most ‘squeezed’ triangle configurations which have two long sides ( $\ell_1$  and  $\ell_2$ , since the kSZ is more dominant at smaller scales) and one very short side ( $\ell_3$ , the  $\delta_g$  mode), as suggested earlier with the  $\text{kSZ}^2$  estimator [11, 42]. For such squeezed triangle types (shown schematically in Fig. 1), it is even more crucial to use the improved model of  $B_{p_{\bar{a}}p_{\bar{b}}\delta}$  [14] in our forecasts (instead of the approximate one [32, 33]), because the ‘extra-3’ term (given by Eq.(A4)) contributes significantly to the predicted signal.

We also forecast the cumulative SNR by combining across bins spanning the entire  $\ell$ -range, given by Fisher’s formula (e.g. [86, 87]) as:

$$\text{SNR}_{\text{tot}} = \sqrt{\sum_{a,b,c} \frac{\left( B_{abc}^{\text{kSZ}, \text{kSZ}, \delta_g} \right)^2}{V_{abc}^{\text{kSZ}, \text{kSZ}, \delta_g}}}. \quad (21)$$

We find a total SNR of  $\sim 106$  and  $\sim 200$  for SO $\times$ WISE and CMB-S4 $\times$ WISE, in the default scenario where we only keep the linear  $\delta_g$  modes with  $\ell < 700$ .

Now, the existing projected-fields  $C_\ell^{\text{kSZ}^2 \times \delta_g}$  estimator compresses all possible triangle shapes, so that effectively, the  $\delta_g$  modes it includes have an  $\ell_{\text{max}}$  that is the same as the estimator’s maximum multipole, which has been  $\sim 8000$  in previous forecasts for SO and CMB-S4 [7, 11, 14]. To compare the information content of this ‘ $\text{kSZ}^2 \times \delta_g$ ’ estimator and the  $B_{abc}^{\text{kSZ}, \text{kSZ}, \delta_g}$  estimator, we temporarily consider an ‘extended’ case where we apply our estimator with  $\delta_g$  modes extended up to an  $\ell \sim 4200$ . The corresponding  $\ell_1 = [3900, 4000]$  slice for SO $\times$ WISE is visualized in the left panel of Fig. 3. Even with this extended range, the  $B_{abc}^{\text{kSZ}, \text{kSZ}, \delta_g}$  bispectrum has its highest detection significance with squeezed triangle shapes that have a short galaxy mode (Fig. 1). These high-SNR triangles are retained even if we restrict our estimator to the linear galaxy bias regime (default case), and unlike the  $C_\ell^{\text{kSZ}^2 \times \delta_g}$  estimator, their information is not mixed with other triangle configurations.

Table II shows that the forecasted total SNR of our estimator nearly doubles for both SO $\times$ WISE and CMB-

<sup>6</sup> <https://github.com/dylanrcromer/ostrich>

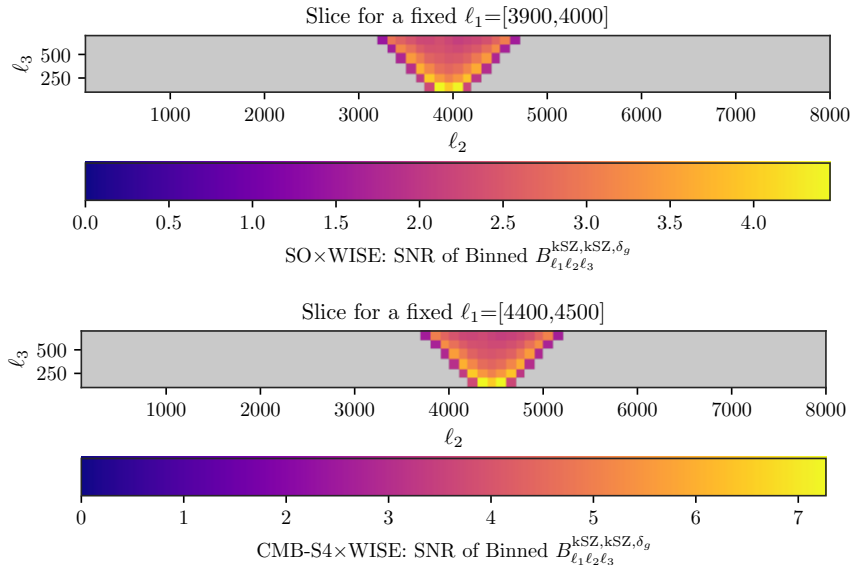


FIG. 2. Examples of 2D slices in 3D harmonic space in the default scenario with a fixed  $\ell_1$ -bin of [3900,4000] and [4400,4500] for SO $\times$ WISE (top) and CMB-S4 $\times$ WISE (bottom) respectively, showing the individual signal-to-noise-ratios (SNR) of  $B^{\text{kSZ},\text{kSZ},\delta_g}$  within each 3D bin. The slices shown here contain the bin having the maximum individual SNR for that survey combination. The grey bins do not contain any  $\ell$ -triplet satisfying the triangle inequality condition (i.e. no signal under isotropy).

	$B^{\text{kSZ},\text{kSZ},\delta_g}$ (default)		$B^{\text{kSZ},\text{kSZ},\delta_g}$ (extended)		$C_\ell^{\text{kSZ}^2 \times \delta_g}$ (from [14])	
$\ell_{\text{max}}$ of $\delta_g$ used=	700		4200		8000	
SNR $_{\text{tot}}$	SO $\times$ WISE	CMB-S4 $\times$ WISE	SO $\times$ WISE	CMB-S4 $\times$ WISE	SO $\times$ WISE	CMB-S4 $\times$ WISE
	106	200	221	418	113	127

TABLE II. Forecasted signal-to-noise ratios (SNR) of SO $\times$ WISE and CMB-S4 $\times$ WISE for detections with the projected-fields kSZ bispectrum (this work), where the LSS field is restricted to linear scales ( $\ell_{\text{max}} = 700$ ) in the default scenario, and up to  $\ell_{\text{max}} = 4200$  in the extended scenario. We compare these against the corresponding SNRs with the related  $\text{kSZ}^2 \times \delta_g$  estimator, as forecasted in [14] with an effective  $\ell_{\text{max}} = 8000$ .

S4 $\times$ WISE when we extend the range of selected  $\delta_g$  modes from an  $\ell_{\text{max}}$  of 700 to 4200, indicating that a non-negligible amount of signal is present in these lower-SNR triangles as well. Since it is a full bispectrum, our estimator contains more information than the compressed  $\text{kSZ}^2 \times \delta_g$  estimator, so that its cumulative SNR in the extended case (with  $\ell_{\text{max}} = 4200$ ) is higher than that of  $C_\ell^{\text{kSZ}^2 \times \delta_g}$  (effective  $\ell_{\text{max}} = 8000$ ).

In the right panel of Fig. 3, we visualize the absolute value of the lensing contribution divided by the noise covariance in each bin - i.e.  $(|\Delta B^{\text{kSZ},\text{kSZ},\delta_g}|/\sqrt{V^{\text{kSZ},\text{kSZ},\delta_g}})$  - for SO $\times$ WISE in the  $\ell_1 = [3900, 4000]$  slice, in which this ratio is found to be  $< 0.1\%$ . Within each individual bin, the lensing correction from Eq.(14) for each multipole-triplet is included by similarly using  $N_\Delta^{\ell_1 \ell_2 \ell_3}$  as weights; this binned term can be positive or negative. Comparing across bins within this slice, we see that  $(|\Delta B^{\text{kSZ},\text{kSZ},\delta_g}|/\sqrt{V^{\text{kSZ},\text{kSZ},\delta_g}})$  is higher when  $\ell_2 \lesssim 4000$ , since these are the scales at which lensing significantly impacts  $C_\ell^{TT}$ . When we compare the magnitude of

$\Delta B^{\text{kSZ},\text{kSZ},\delta_g}$  instead, we find it is higher for squeezed triangles than other triangle shapes (see Appendix C).

While we do include  $\Delta B^{\text{kSZ},\text{kSZ},\delta_g}$  (and its linear dependence on  $b_g$ ) in our Fisher forecasts (Section V), our results across different  $\ell_1$ -slices indicate that the lensing contribution is relatively negligible compared to the  $B^{\text{kSZ},\text{kSZ},\delta_g}$  signal for all bins that have significant individual SNRs<sup>7</sup> ( $> 1$ ). In contrast, for the existing  $\text{kSZ}^2 \times \delta_g$  estimator, the overall lensing contribution goes up to  $\lesssim 25\%$  of the corresponding signal for SO and CMB-S4 [11, 14]. However, as pointed out in [7], even in the case of this  $\text{kSZ}^2$  method, the lensing contribution would vanish if the beam  $b(\ell)$  is infinitely small and if

<sup>7</sup> The lensing correction magnitude relative to the signal in each bin (i.e.  $(|\Delta B^{\text{kSZ},\text{kSZ},\delta_g}|/B^{\text{kSZ},\text{kSZ},\delta_g})$ ) is  $< 4\%$  when averaged across all bins. Considering the extended scenario, we find that  $|\Delta B^{\text{kSZ},\text{kSZ},\delta_g}|$  contributes more than 4% of the signal largely when at least one of the CMB temperature modes ( $\ell_1$  or  $\ell_2$ ) is short ( $\lesssim 1000$ ); such bins have an insignificant kSZ signal.



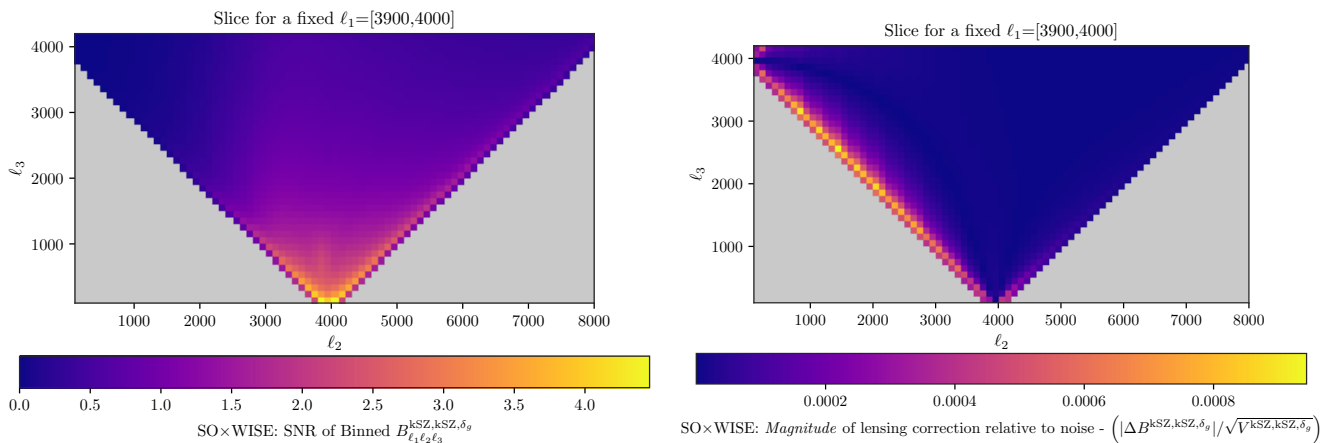


FIG. 3. A 2D slice in harmonic space in the extended scenario with a fixed  $\ell_1$ -bin of [3900,4000] showing the individual SNR ( $= \left( B^{\text{kSZ,kSZ},\delta_g} / \sqrt{V^{\text{kSZ,kSZ},\delta_g}} \right)$ ) within each bin (left), and the absolute value of the lensing contribution relative to the noise covariance in each bin ( $|\Delta B^{\text{kSZ,kSZ},\delta_g}| / \sqrt{V^{\text{kSZ,kSZ},\delta_g}}$ ) (right) for SOxWISE. The SNR peaks for squeezed triangles (of the type in Fig. 1), reaching a maximum of  $\sim 4.5$  for a bin shown here. The lensing correction’s magnitude ( $|\Delta B^{\text{kSZ,kSZ},\delta_g}|$ ) is found to be relatively negligible compared to the signal ( $B^{\text{kSZ,kSZ},\delta_g}$ ), and contributes  $< 0.1\%$  of the signal for the bins in this slice.

no Wiener filter is applied; in this context, lensing effectively acts as a remapping of the primary CMB across the sky [7, 56]. Since our estimator is a full bispectrum, we do not need to apply any filter (Section II), and we also avoid the convolution over the CMB filter that can possibly modulate and increase the lensing contribution further. Thus, in the absence of a CMB filter, and by assuming realistic beams for SO and CMB-S4, we find that the lensing contribution to our bispectrum is non-zero but relatively negligible in most bins.

We continue to choose our default scenario of a conservative  $\ell_{\text{max}} = 700$  for the  $\delta_g$  mode throughout the rest of this work so that our results are immune to HOD and nonlinear galaxy bias uncertainties. Furthermore, as discussed above, even after galaxy modes are restricted to the linear regime, the highest-SNR triangles with squeezed shapes are retained, leading to a high cumulative detection significance.

## V. COSMOLOGICAL DEPENDENCE

We forecasted that the projected-fields kSZ bispectrum will have high detection significance (SNR = 100-200) when applied to upcoming CMB data from SO or CMB-S4, in combination with photometric galaxy data from a survey such as WISE. By choosing to remain within the linear galaxy bias regime, this kSZ signal could potentially be used as a probe of the baryon abundance (i.e.  $f_b$ ) or the baryon density profile in the late-time Universe, while being relatively immune to modeling uncertainties in the HOD or non-linear galaxy bias. The astrophysical interpretation of this signal will also be limited by residual uncertainty in the fiducial  $\Lambda$ CDM parameters

that govern it - the familiar ‘optical-depth degeneracy’ present for all kSZ estimators (e.g.[12, 14, 27]).

To this end, we now study the cosmological dependence of the novel  $B^{\text{kSZ,kSZ},\delta_g}$  signal. The baseline set of parameters that we allow to vary is given by:

$$\theta_{\text{min}} = \{H_0, \Omega_b h^2, \Omega_c h^2, 10^9 A_s, n_s\} + \{b_g\}, \quad (22)$$

where  $B^{\text{kSZ,kSZ},\delta_g}$  scales linearly with  $b_g$ , the linear galaxy bias, from Eq.(10). The other five are  $\Lambda$ CDM parameters with fiducial values assumed to be the best-fit values from *Planck*-2018 [3]. We do not explicitly vary  $\tau_{re}$ , the optical depth to reionization (fixed at its best-fit *Planck*-2018 value), since we are considering the late-time kSZ effect and a low- $z$  galaxy sample here.

To develop a basic understanding, we first only consider the dependence of the  $B^{\text{kSZ,kSZ},\delta_g}$  signal’s *amplitude* on each of the five  $\Lambda$ CDM parameters. We follow [14] and roughly model the dependence for each parameter as a power-law scaling within each 3D  $\ell$ -bin. As detailed in Appendix D, we find that the amplitude is highly sensitive to  $\Omega_c h^2$  and  $A_s$  in particular, which largely determine the derived parameter  $\sigma_8$ ’s value. Similar to the compressed  $C_\ell^{\text{kSZ}^2 \times \delta_g}$  signal [14, 32], from Eq.(20),  $B^{\text{kSZ,kSZ},\delta_g}$ ’s overall amplitude roughly scales as:  $B^{\text{kSZ,kSZ},\delta_g} \propto P_{\delta\delta}^3 \propto \sigma_8^{6-7}$ , thus explaining this sensitivity. This simplistic picture only provides some intuition about the signal’s overall amplitude (it doesn’t fully show the scale-dependence induced by cosmology).

We now use the Fisher matrix formalism (e.g. [86, 87]) to further study the dependence of the signal on these parameters and the forecasted degeneracies between them.

The Fisher matrix here is given by:

$$\begin{aligned}
 F_{ij} &= \sum_{\substack{a,a' \\ b,b' \\ c,c'}} \left( \frac{\partial B_{abc}^{\text{kSZ,kSZ},\delta_g}}{\partial \theta_i} \right) [M^{-1}]_{abc,a'b'c'} \left( \frac{\partial B_{a'b'c'}^{\text{kSZ,kSZ},\delta_g}}{\partial \theta_j} \right) \\
 &= \sum_{a,b,c} \frac{1}{V_{abc}^{\text{kSZ,kSZ},\delta_g}} \left( \frac{\partial B_{abc}^{\text{kSZ,kSZ},\delta_g}}{\partial \theta_i} \right) \left( \frac{\partial B_{abc}^{\text{kSZ,kSZ},\delta_g}}{\partial \theta_j} \right), \tag{23}
 \end{aligned}$$

where we have simplified the formula by substituting the covariance matrix  $M$  for the binned bispectrum under weak non-Gaussianity given by  $V_{abc}^{\text{kSZ,kSZ},\delta_g}$  (see Section II B). Partial derivatives of the estimator are estimated numerically using the same step sizes as [88] (Table I therein) for the  $\Lambda$ CDM parameters, and are checked for numerical stability.

To begin with, in addition to the baseline  $\theta_{\text{min}}$  parameters, we also consider a parameter  $A$  that acts as a free scale-independent amplitude of  $B^{\text{kSZ,kSZ},\delta_g}$ , with a fiducial value of 1. This is defined similarly to the  $A_{k,\text{SZ}^2}$  parameter that has been used to characterize the free amplitude of the  $C_\ell^{\text{kSZ}^2 \times \delta_g}$  signal [7, 11, 14, 41, 42], to facilitate comparison between the two estimators. As explained in Section IV, unlike the  $\text{kSZ}^2 \times \delta_g$  estimator, the bispectrum does not receive a significant lensing correction  $\Delta B^{\text{kSZ,kSZ},\delta_g}$  in bins containing significant signal.

The signals of both the kSZ estimators and their lensing corrections each scale linearly with  $b_g$ . Hence,  $\Delta B^{\text{kSZ,kSZ},\delta_g}$  being relatively negligible implies that it cannot break the degeneracy between  $A$  and  $b_g$  here. When we allow the  $\Lambda$ CDM parameters,  $b_g$ , and  $A$  to vary simultaneously, we see that  $b_g$  effectively acts as an amplitude for  $B^{\text{kSZ,kSZ},\delta_g}$ , leading to a strong degeneracy between  $b_g$  and  $A$ , as shown using Fisher analysis in Fig. 7. Therefore, we conclude that it is redundant to vary  $b_g$  and  $A$  simultaneously in the case of  $B^{\text{kSZ,kSZ},\delta_g}$ . If one wishes to infer the baryon fraction  $f_b$  from the signal amplitude of  $B^{\text{kSZ,kSZ},\delta_g}$ , this could be done by accurately determining  $b_g$  for the same galaxy sample using an external measurement such as galaxy auto-correlation ( $C_\ell^{\delta_g \delta_g}$ ), galaxy-lensing cross-correlation ( $C_\ell^{\kappa \delta_g}$ ), or projected-fields kSZ power spectrum  $C_\ell^{\text{kSZ}^2 \times \delta_g}$  (e.g. [7, 72, 73]).

### A. Forecasted Constraints including Neutrino Masses

We now illustrate the potential of the projected-fields kSZ bispectrum as a probe of cosmology by considering a specific one-parameter extension to the  $\Lambda$ CDM model: we allow the sum of neutrino masses  $\Sigma m_\nu$  to vary, thus extending the parameter set to  $\theta_{\text{ext}} = \theta_{\text{min}} + \{\Sigma m_\nu\}$ . We again restrict the galaxy modes to large scales only (Section III B), so that the linear galaxy bias  $b_g$  is a sufficiently accurate description in this regime. However, the

forecasted constraints here can only be achieved if other astrophysical parameters governing the baryon density profile are determined externally (e.g. via a joint analysis with other observables, such as kSZ measurements using velocity-weighted stacking [24, 25]).

Neutrino masses impact the  $B^{\text{kSZ,kSZ},\delta_g}$  signal through their suppression of clustering of matter at small scales, as well as their induced scale-dependence in the growth rate of matter ( $f$ ) occurring at intermediate scales; both these effects are numerically implemented as detailed in Section III C. We first perform a Fisher analysis for  $\theta_{\text{ext}}$  without assuming any prior at all. 2D contours in Fig. 4 show the estimated  $1\sigma$  and  $2\sigma$  marginalized uncertainties for each pair of parameters. As expected, the lower noise levels of CMB-S4 result in much tighter constraints with CMB-S4  $\times$  WISE than with SO  $\times$  WISE. Out of all the contours displayed here, the strongest degeneracy is seen between  $b_g$  and  $\Omega_b h^2$ , since both these parameters linearly scale the amplitude of the  $B^{\text{kSZ,kSZ},\delta_g}$  signal.

Next, we apply an external prior on  $\Lambda$ CDM parameters from *Planck*-2018 measurements of the primary CMB (TT,TE,EE+lowE; no CMB lensing) [3]. We obtain and marginalize this prior over  $\tau_{re}$  using the code `FishLSS`<sup>8</sup> [89]. We also assume a 1% Gaussian prior on  $b_g$ , which can again be determined using an external measurement (e.g.  $C_\ell^{\delta_g \delta_g}$  or  $C_\ell^{\kappa \delta_g}$ ) for the same galaxy field (e.g. [72, 73]).

Without assuming *any* external prior from LSS or on  $\Sigma m_\nu$ , we forecast  $1\sigma$  constraints on  $\Sigma m_\nu$  of  $\sim 117$  meV and 95 meV for SO  $\times$  WISE and CMB-S4  $\times$  WISE respectively with the projected-fields kSZ bispectrum, again while considering  $\delta_g$  modes only within the linear regime. As shown in Table III, this is much tighter than the corresponding constraints obtained from  $C_\ell^{\text{kSZ}^2 \times \delta_g}$  for SO  $\times$  WISE. For CMB-S4  $\times$  WISE, the  $\Sigma m_\nu$  constraint here is marginally better than the one from  $C_\ell^{\text{kSZ}^2 \times \delta_g}$ ; however, by restricting galaxy modes to large scales, our  $B^{\text{kSZ,kSZ},\delta_g}$  constraints here are immune to modeling uncertainties in HOD parameters and non-linearities in galaxy bias, which otherwise need to be modified to accurately account for the effect of massive neutrinos (e.g. [90, 91]).

We also forecast constraints with our  $B^{\text{kSZ,kSZ},\delta_g}$  estimator by replacing the *Planck* prior with a forecasted one that combines low- $\ell$  and high- $\ell$  primary CMB information from LiteBIRD [92] and SO/CMB-S4 respectively [89]. From Table III, the forecasted constraints on  $\Sigma m_\nu$  tighten significantly with this prior, which is expected given the high sensitivity of LiteBIRD at mapping  $\ell < 200$  modes, providing cosmic-variance limited estimates of  $\tau_{re}$  [92], thus improving the primary CMB prior on  $A_s$ . For CMB-S4  $\times$  WISE, we predict a marginalized  $1\sigma$  error of 60 meV from  $B^{\text{kSZ,kSZ},\delta_g}$  that could distinguish between the normal/inverted neutrino hierarchies

<sup>8</sup> <https://github.com/NoahSailer/FishLSS/tree/master/FishLSS/>

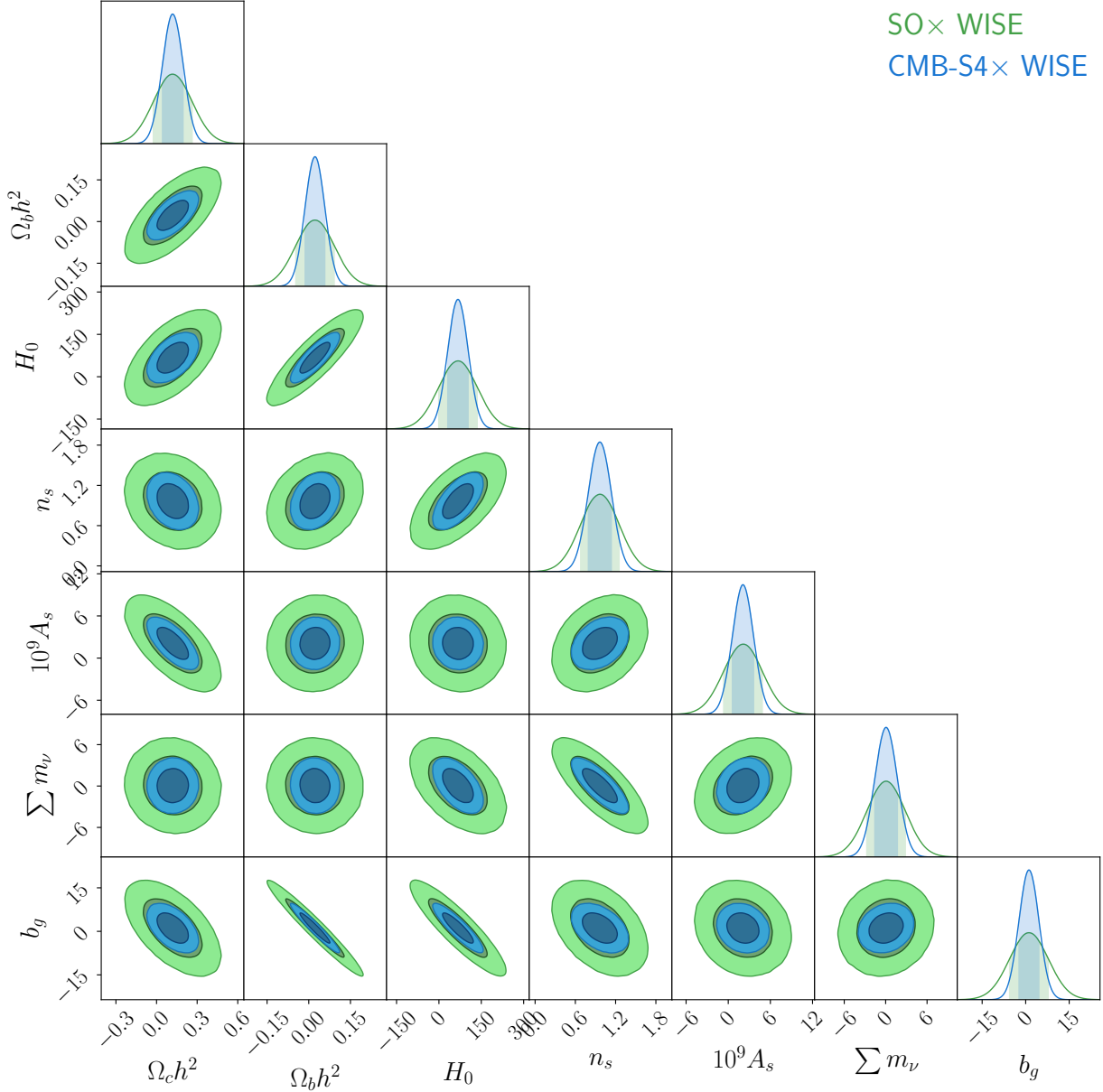


FIG. 4. Fisher forecasts for marginalized errors on  $\Lambda$ CDM parameters,  $\Sigma m_\nu$  (in eV here), and  $\{A_{\text{kSZ}^2}, b_g\}$  from kSZ-only projected-fields constraints, without assuming *any* priors, and with realistic post-ILC noise for SO and CMB-S4. Contours show the 2D marginalized 68% (darker) and 95% confidence ellipses for SO  $\times$  WISE (green), CMB-S4  $\times$  WISE (blue).

	kSZ + 1% $b_g$ prior + <i>Planck</i> prior				kSZ + 1% $b_g$ prior + LiteBIRD prior	
	$B^{\text{kSZ}, \text{kSZ}, \delta_g}$		$C_\ell^{\text{kSZ}^2 \times \delta_g}$ [14]		$B^{\text{kSZ}, \text{kSZ}, \delta_g}$	
	SO $\times$ WISE	CMB-S4 $\times$ WISE	SO $\times$ WISE	CMB-S4 $\times$ WISE	SO $\times$ WISE	CMB-S4 $\times$ WISE
$\sigma(\Sigma m_\nu)$ [meV]	117	95	168	100	71	60

TABLE III. Forecasts for marginalized  $1\sigma$  errors on  $\Sigma m_\nu$  with the projected-fields kSZ bispectrum (this work) in the default scenario where galaxy modes are restricted to the linear regime, compared against those with the  $\text{kSZ}^2 \times \delta_g$  estimator (with no  $\ell$ -cut for the galaxy modes) from [14]. Note that the only cosmological prior applied is from *Planck* primary CMB on  $\Lambda$ CDM parameters [3]; *no* external prior from any LSS observable is used here.

at a  $1\sigma$  level, without using *any* external LSS information.

Thus, we demonstrate here that the projected-fields kSZ bispectrum can potentially become a powerful probe of neutrino masses through their impact on the growth rate and clustering of matter. The  $B^{\text{kSZ},\text{kSZ},\delta_g}$  estimator can provide  $\Sigma m_\nu$  constraints that are unaffected by uncertainties in non-linear galaxy bias; these will be complementary to other competitive probes such as CMB lensing (e.g. from ACT [93]), and BAO (e.g. from DESI [94]) or shear measurements from LSS surveys (see e.g. [52, 78, 79, 95]), and can further strengthen their constraints on neutrino masses.

## VI. DISCUSSION AND FUTURE OUTLOOK

In this work, we have proposed a novel kSZ bispectrum of the form  $\langle TTg \rangle$  that cross-correlates two powers of a cleaned CMB temperature map ( $T$ ) with one field of a tracer of LSS density projected along the LOS ( $g$ ) in harmonic space. Since it does not require individual redshifts of objects, it is applicable to any LSS tracer with a known statistical redshift distribution.

In Section II, we implemented our kSZ estimator using the binned bispectrum formalism, improving upon the existing projected-fields power spectrum ( $C_\ell^{\text{kSZ}^2 \times \delta_g}$ ) by avoiding its convolution over the CMB filter and compression of information across different triangle shapes. Thus, compared to this  $\text{kSZ}^2 \times \delta_g$  estimator, the binned  $B^{\text{kSZ},\text{kSZ},\delta_g}$  estimator contains richer information that is better separated across different scales. Therefore, we expect that scale-dependent cosmological signatures impacting the signal at intermediate scales (such as  $\Sigma m_\nu$  above) are less likely to be biased by uncertainties in the baryonic distribution dominating at small scales, and vice versa. Moreover, our bispectrum approach gives a better handle over some systematics; for example, choosing to restrict the galaxy modes to linear scales makes our results immune to modeling uncertainties in nonlinear bias and HOD, without compromising on the SNR.

Our estimator can provide complementary constraints on neutrino masses (as demonstrated in Section V) and potentially on dark energy or modified gravity models via their impact on the linear growth rate. Although not explicitly shown here, the  $B^{\text{kSZ},\text{kSZ},\delta_g}$  bispectrum could alternatively be used to measure the late-time baryon abundance or baryon density profile in a robust way, improving upon the  $C_\ell^{\text{kSZ}^2 \times \delta_g}$  method [11, 41, 42]. The baryon dependence can be modeled more accurately by incorporating the improved theoretical model (Appendix A) for this estimator in a Halo Model framework using the code `class_sz`<sup>9</sup>. Also, inferences from future mea-

surements of the  $B^{\text{kSZ},\text{kSZ},\delta_g}$  signal using MCMC analyses will require a further speed-up of our numerical implementation, by possibly using the `cosmopower` emulation framework [96, 97]. We leave these improvements to future work.

Various photometric samples could be used in place of the WISE catalog for the LSS field, including those spanning higher redshifts such as the unWISE green or red subsamples [35], DESI photometric LRGs [40], or from the upcoming Rubin Observatory (VRO) [98] or SPHEREx [99] surveys, among others. Such measurements should also account for a contribution due to the magnification bias of galaxies, which may become significant at high- $z$  [42]. A possible refinement would be to use a more optimal redshift weighting for these deeper surveys [7], since the projected bispectrum can otherwise receive a majority contribution from  $z < 0.5$  or so [14, 32, 50].

While galaxies are expected to yield the highest detection significance with this estimator, any LSS tracer of matter density can be used instead, such as galaxy/CMB weak lensing convergence (as shown for the  $\text{kSZ}^2 \times \delta_g$  estimator in [11]) or quasars. In the future, the same framework could also be applied to 21-cm maps as the tracer, as shown in the related work [36]; however, we note that it is necessary to use the improved model for this estimator (Appendix A and [14]) in such analyses to accurately interpret the kSZ signal (contained in squeezed triangles) from the epoch of reionization.

In conclusion, we have proposed a novel binned bispectrum to detect the late-time kSZ effect in cleaned CMB maps that uses a projected density field, thus making it applicable to a variety of LSS tracers. We forecasted high cumulative SNRs ( $\sim 100$ -200) for the upcoming SO and CMB-S4 with this estimator, when combined with the WISE galaxy field restricted to linear scales. We showed that the SNR peaks for squeezed triangles in harmonic space that have a short (linear) LSS density mode and two long CMB temperature modes, while the lensing correction is found to be relatively negligible for triangles containing a significant amount of signal. We further illustrate the future potential of this kSZ bispectrum beyond measuring the baryonic abundance by forecasting initial constraints on the sum of neutrino masses. Thus, the estimator proposed in this work contributes further to the ever-increasing scope of analyses employing the kSZ effect as a probe of baryonic astrophysics and cosmology.

## ACKNOWLEDGMENTS

We are grateful to Simone Ferraro and Will Coulton for their helpful feedback and useful discussions. We thank Boris Bolliet, Fiona McCarthy, and Aleksandra Kusiak for helpful conversations. NB acknowledges support from NASA grants 80NSSC18K0695 and 80NSSC22K0410.

<sup>9</sup> [https://github.com/borisbolliet/class\\_sz/releases/tag/v1.0.0](https://github.com/borisbolliet/class_sz/releases/tag/v1.0.0)

## Appendix A: Improved Model of $B_{p_{\hat{n}}p_{\hat{n}}\delta}$

The improved model of the  $B_{p_{\hat{n}}p_{\hat{n}}\delta}$  statistic that underlies our  $B^{\text{kSZ,kSZ},\delta_g}$  estimator was derived in the previous work [14], which showed that it leads to significant ( $\sim 10$ -15% level) scale-dependent changes in the predicted signal for the related  $C_{\ell}^{\text{kSZ}^2 \times \delta_g}$  estimator, in the context of upcoming measurements with SO and CMB-S4. Here, we summarize the improved model and some of its key aspects for completeness and refer the reader to [14] for a full derivation and discussion.

Under the Limber approximation, the LOS bispectrum  $B_{p_{\hat{n}}p_{\hat{n}}\delta} = (1/2)B_{p_{\perp}p_{\perp}\delta}$  [14, 33, 100, 101], where  $p_{\perp}$  is the transverse component of the electron momentum  $\mathbf{p} \sim \delta\mathbf{v}$ . Thus, the statistic is essentially a 5-point function of the form  $\langle \delta\mathbf{v}\delta\mathbf{v}\delta \rangle$ , whose (tree-level) Wick expansion consists of  $\binom{5}{2} = 10$  different terms [33], out of which four are non-zero (see Table 1 in [14]).

A rigorous derivation accounting for the directions of electron velocity fields leads to the following expression for the leading order (or ‘usual’) term:

$$B_{p_{\perp}p_{\perp}\delta}^{\text{usual}}(\mathbf{k}_1, \mathbf{k}_2, \mathbf{k}_3) = \int \frac{d^3k}{(2\pi)^3} \left[ \sqrt{1 - \mu_1^2} \sqrt{1 - \mu_2^2} \right] P_{vv}(k) B_{\delta\delta\delta}(\mathbf{k}_1 - \mathbf{k}\mathbf{k}_2 + \mathbf{k}, \mathbf{k}_3), \quad (A1)$$

where  $\mu_{\alpha} \equiv \hat{\mathbf{k}}_{\alpha} \cdot \hat{\mathbf{k}}$  for  $\alpha = 1, 2$ . The other three non-zero terms are referred to as the ‘extra- $i$ ’ terms, because they each have a rough geometric scaling  $\propto 1/k_i$  for  $i = 1, 2, 3$ . Two of these are symmetric in  $(\mathbf{k}_1, \mathbf{k}_2)$  and are given by:

$$B_{p_{\perp}p_{\perp}\delta}^{\text{extra-1}}(\mathbf{k}_1, \mathbf{k}_2, \mathbf{k}_3) = \int \frac{d^3k'}{(2\pi)^3} \left[ \sqrt{1 - \mu_1^2} \sqrt{1 - \mu_2^2} \frac{k'}{|\mathbf{k}' + \mathbf{k}_1|} \right] P_{\delta v}(k') B_{v\delta\delta}(\mathbf{k}_1 + \mathbf{k}', \mathbf{k}_2 - \mathbf{k}', \mathbf{k}_3), \quad (A2)$$

where  $\mu_{\alpha} \equiv \hat{\mathbf{k}}_{\alpha} \cdot \hat{\mathbf{k}}'$  for  $\alpha = 1, 2$ , and

$$B_{p_{\perp}p_{\perp}\delta}^{\text{extra-2}}(\mathbf{k}_1, \mathbf{k}_2, \mathbf{k}_3) = \int \frac{d^3k}{(2\pi)^3} \left[ \sqrt{1 - \mu_1^2} \sqrt{1 - \mu_2^2} \frac{k}{|\mathbf{k} + \mathbf{k}_2|} \right] P_{v\delta}(k) B_{\delta v\delta}(\mathbf{k}_1 - \mathbf{k}, \mathbf{k}_2 + \mathbf{k}, \mathbf{k}_3), \quad (A3)$$

where  $\mu_{\alpha} \equiv \hat{\mathbf{k}}_{\alpha} \cdot \hat{\mathbf{k}}$  for  $\alpha = 1, 2$ . The extra-3 term has a slightly different form since  $\mathbf{k}_3$  corresponds to  $\delta_g$  and not the kSZ modes, and can be positive or negative:

$$B_{p_{\perp}p_{\perp}\delta}^{\text{extra-3}}(\mathbf{k}_1, \mathbf{k}_2, \mathbf{k}_3) = \int \frac{d^3k}{(2\pi)^3} \left[ -\sqrt{1 - \mu_1^2} \sqrt{1 - \mu_2^2} \frac{k}{|\mathbf{k} + \mathbf{k}_3|} + \sqrt{1 - \mu_1^2} \sqrt{1 - \mu_{12}^2} \frac{k_1}{|\mathbf{k} + \mathbf{k}_3|} \right] P_{\delta\delta}(|k - k_1|) B_{vv\delta}(\mathbf{k}, \mathbf{k}_1 + \mathbf{k}_2 - \mathbf{k}, \mathbf{k}_3), \quad (A4)$$

where  $\mu_{\alpha} \equiv \hat{\mathbf{k}}_{\alpha} \cdot \hat{\mathbf{k}}$  for  $\alpha = 1, 2$ , and  $\mu_{12} \equiv \hat{\mathbf{k}}_1 \cdot \hat{\mathbf{k}}_2$ .

Overall, the improved model predicts that the  $B_{p_{\hat{n}}p_{\hat{n}}\delta}$  statistic is given by:

$$B_{p_{\hat{n}}p_{\hat{n}}\delta} = (1/2) \left[ B_{p_{\perp}p_{\perp}\delta}^{\text{usual}} + B_{p_{\perp}p_{\perp}\delta}^{\text{extra-1}} + B_{p_{\perp}p_{\perp}\delta}^{\text{extra-2}} + B_{p_{\perp}p_{\perp}\delta}^{\text{extra-3}} \right]. \quad (A5)$$

## Appendix B: Analytical Binned Bispectrum in the Flat-sky Limit

We analytically defined the binning of our projected-fields  $B^{\text{kSZ,kSZ},\delta_g}$  bispectrum in the flat-sky limit in Section II B. Here, we show that this definition (Eq.(12)) generalized is consistent with previous works following the binned bispectrum approach [48, 49, 51, 52].

In general, any 2D field across the sky (e.g. primary CMB maps,  $\Theta_f, \delta_g$ ) can be decomposed using spherical harmonics ( $Y_{\ell m}(\hat{\mathbf{n}})$ ). The all-sky bispectrum between any such maps ( $X, Y, Z$ ) is then defined as the ensemble average of the products of their spherical harmonic coefficients and can be written (e.g.[48, 49]) using the Gaunt integral<sup>10</sup> as:

$$\mathcal{B}_{\ell_1\ell_2\ell_3}^{X,Y,Z} = \sqrt{N_{\Delta}^{\ell_1\ell_2\ell_3}} \sum_m \begin{pmatrix} \ell_1 & \ell_2 & \ell_3 \\ m_1 & m_2 & m_3 \end{pmatrix} \langle a_{\ell_1 m_1}^X a_{\ell_2 m_2}^Y a_{\ell_3 m_3}^Z \rangle. \quad (B2)$$

(The all-sky bispectrum can also be defined without the  $\sqrt{N_{\Delta}}$  factor [47], but we follow the above convention throughout).

On the other hand, the flat-sky or ‘reduced’ bispectrum is defined as in Eq.(9) and is given in general by:

$$B_{\ell_1\ell_2\ell_3}^{X,Y,Z} = \frac{\sum_m \begin{pmatrix} \ell_1 & \ell_2 & \ell_3 \\ m_1 & m_2 & m_3 \end{pmatrix} \langle a_{\ell_1 m_1}^X a_{\ell_2 m_2}^Y a_{\ell_3 m_3}^Z \rangle}{\sqrt{N_{\Delta}^{\ell_1\ell_2\ell_3}}} \quad (B3)$$

so that for a single multipole triplet, the flat-sky and all-sky bispectra are related [47, 48]:  $B_{\ell_1\ell_2\ell_3}^{X,Y,Z} = (\mathcal{B}_{\ell_1\ell_2\ell_3}^{X,Y,Z} / N_{\Delta}^{\ell_1\ell_2\ell_3})$ .

Now, by binning the harmonic space in 3D similar to Section II B, the all-sky binned bispectrum  $\mathcal{B}_{abc}^{X,Y,Z}$  is effectively an average over all possible  $\mathcal{B}_{\ell_1\ell_2\ell_3}^{X,Y,Z}$  that lie

<sup>10</sup> The Gaunt integral is expressed using Wigner-3j symbols as:

$$\mathcal{G}_{\ell_1,\ell_2,\ell_3}^{m_1,m_2,m_3} \equiv \int d^2\mathbf{n} Y_{\ell_1 m_1}(\mathbf{n}) Y_{\ell_2 m_2}(\mathbf{n}) Y_{\ell_3 m_3}(\mathbf{n}) = \sqrt{\frac{(2\ell_1 + 1)(2\ell_2 + 1)(2\ell_3 + 1)}{4\pi}} \begin{pmatrix} \ell_1 & \ell_2 & \ell_3 \\ m_1 & m_2 & m_3 \end{pmatrix} \begin{pmatrix} \ell_1 & \ell_2 & \ell_3 \\ 0 & 0 & 0 \end{pmatrix} = \sqrt{N_{\Delta}^{\ell_1\ell_2\ell_3}} \begin{pmatrix} \ell_1 & \ell_2 & \ell_3 \\ m_1 & m_2 & m_3 \end{pmatrix}. \quad (B1)$$

within the 3D  $\ell$ -bin [48, 51]. Substituting the relation between flat-sky and all-sky bispectra for each multipole triplet, we recover our definition for a binned flat-sky bispectrum (Eq.(12)) for fields  $(X, Y, Z)$  in general:

$$B_{abc}^{X,Y,Z} = \frac{1}{N_{abc}} \left( \sum_{\substack{\ell_1 \in \Delta_a \\ \ell_2 \in \Delta_b \\ \ell_3 \in \Delta_c}} N_{\Delta}^{\ell_1 \ell_2 \ell_3} B_{\ell_1 \ell_2 \ell_3}^{X,Y,Z} \right). \quad (\text{B4})$$

It is thus consistent with the all-sky formalism [48, 51], and is a *weighted* average of all  $B_{\ell_1 \ell_2 \ell_3}^{X,Y,Z}$  within the bin.

The binned approach has also been extended to apply directly to (simulated or real data) maps in the flat-sky limit [49, 52], which is implemented by ‘filtering’ the maps to select only those  $\ell$  modes that lie within the bin:  $W_c^Z(\mathbf{n}) = \sum_{\ell \in \Delta_c} \sum_m Y_{\ell,m}(\mathbf{n}) a_{\ell,m}^Z$ . The flat-sky bispectrum is then estimated as:

$$\hat{B}_{abc}^{X,Y,Z} = \int d^2\mathbf{n} \frac{1}{N_{abc}} W_a^X W_b^Y W_c^Z, \quad (\text{B5})$$

which is seen to be equivalent to our analytical definition Eq.(B4) by using the Gaunt integral.

### Appendix C: CMB lensing contribution to the Projected-Fields Bispectrum and its Covariance Matrix

As mentioned in Section II B 2, when the projected-fields kSZ bispectrum is estimated from observed CMB maps, there will potentially be an additional contribution to the signal due to the weak lensing of the CMB by the intervening LSS. To compute this lensing correction to our estimator, we follow [7] and analogously expand up to first order in the lensing potential  $\psi$  [56]:  $\Theta(\mathbf{x}) = \tilde{\Theta}(\mathbf{x}) + \nabla\psi \cdot \nabla\tilde{\Theta}(\mathbf{x}) + \dots$ , where the unlensed and lensed CMB anisotropies are again denoted by  $\tilde{\Theta}$  and  $\Theta$  respectively. In Fourier space,

$$[\nabla\psi \cdot \nabla\tilde{\Theta}](\mathbf{L}) = - \int \frac{d^2\mathbf{L}'}{(2\pi)^2} \mathbf{L}' \cdot (\mathbf{L} - \mathbf{L}') \psi(\mathbf{L}') \tilde{\Theta}(\mathbf{L} - \mathbf{L}'). \quad (\text{C1})$$

Now, consider the lensed signal, from Eq.(9),

$$\langle \Theta_b(\ell_1) \Theta_b(\ell_2) \delta_g(\ell_3) \rangle = b(\ell_1) b(\ell_2) \langle \Theta(\ell_1) \Theta(\ell_2) \delta_g(\ell_3) \rangle.$$

Expanding up to first order in  $\psi$ ,

$$\begin{aligned} \langle \Theta(\ell_1) \Theta(\ell_2) \delta_g(\ell_3) \rangle &= \{ \langle \tilde{\Theta}(\ell_1) \tilde{\Theta}(\ell_2) \delta_g(\ell_3) \rangle \\ &\quad + \langle [\nabla\psi \cdot \nabla\tilde{\Theta}](\ell_1) \tilde{\Theta}(\ell_2) \delta_g(\ell_3) \rangle \\ &\quad + (\ell_1 \leftrightarrow \ell_2) \}. \quad (\text{C2}) \end{aligned}$$

The first term on the right-hand-side sources the fiducial (unlensed) projected-fields kSZ bispectrum that we computed in Eq.(10). The third term is symmetric to

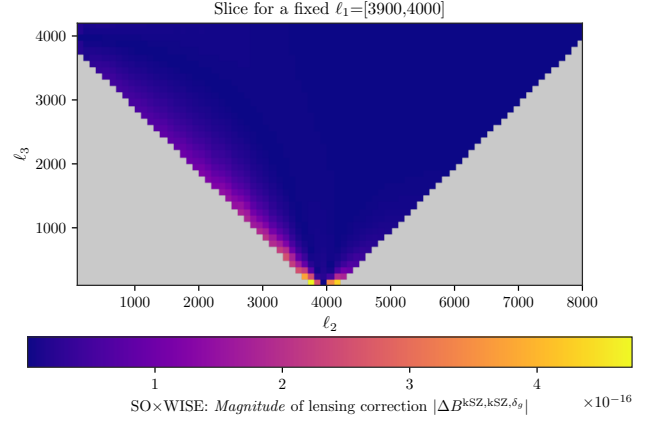


FIG. 5. A 2D slice in harmonic space in the extended scenario with a fixed  $\ell_1$ -bin of [3900,4000] displaying the absolute value of the lensing contribution in each bin ( $|\Delta B^{\text{kSZ,kSZ},\delta_g}|$ ) (shown in units of  $\mu\text{K}^2$ , without any normalization) for SO×WISE, which peaks for squeezed triangle configurations.

the second term with the roles of  $\ell_1$  and  $\ell_2$  interchanged; together, these two additional terms source the lensing correction to our estimator. Substituting Eq.(C1),

$$\begin{aligned} &\langle [\nabla\psi \cdot \nabla\tilde{\Theta}](\ell_1) \tilde{\Theta}(\ell_2) \delta_g(\ell_3) \rangle \\ &= - \int \frac{d^2\mathbf{L}'}{(2\pi)^2} \mathbf{L}' \cdot (\ell_1 - \mathbf{L}') \langle \psi(\mathbf{L}') \tilde{\Theta}(\ell_1 - \mathbf{L}') \tilde{\Theta}(\ell_2) \delta_g(\ell_3) \rangle. \quad (\text{C3}) \end{aligned}$$

By Wick’s theorem, the four-point correlation of the form  $\langle \psi \tilde{\Theta} \tilde{\Theta} \delta_g \rangle$  appearing above can be decomposed [7] into a non-zero contraction of the form  $\langle \psi \delta_g \rangle \langle \tilde{\Theta} \tilde{\Theta} \rangle$ , along with other terms that do not strictly vanish but are negligible at our scales of interest where the ISW effect is sub-dominant: contractions of the form  $\langle \psi \tilde{\Theta} \rangle \langle \tilde{\Theta} \delta_g \rangle$  and a connected four-point function. For the dominant term contributing to  $\langle \psi \tilde{\Theta} \tilde{\Theta} \delta_g \rangle$ , we have:

$$\langle \psi(\mathbf{L}') \delta_g(\ell_3) \rangle = (2\pi)^2 C_{\ell_3}^{\psi \delta_g} \delta_D(\mathbf{L}' + \ell_3),$$

$$\langle \tilde{\Theta}(\ell_1 - \mathbf{L}') \tilde{\Theta}(\ell_2) \rangle = (2\pi)^2 C_{\ell_2}^{\tilde{T} \tilde{T}} \delta_D(\ell_1 - \mathbf{L}' + \ell_2).$$

Substituting these back into Eq.(C3) and recalling the Dirac delta function in Eq.(9), we thus calculate the leading order correction due to lensing from Eq.(C2) to be:

$$\Delta B_{\ell_1 \ell_2 \ell_3}^{\text{kSZ,kSZ},\delta_g} = -b(\ell_1) b(\ell_2) C_{\ell_3}^{\psi \delta_g} \left( \ell_3 \cdot \ell_1 C_{\ell_1}^{\tilde{T} \tilde{T}} + \ell_3 \cdot \ell_2 C_{\ell_2}^{\tilde{T} \tilde{T}} \right)$$

where we have also included the other symmetric term’s contribution ( $\ell_1 \leftrightarrow \ell_2$ ), and simplified further using the closed triangle condition ( $\ell_1 + \ell_2 + \ell_3 = 0$ ). For any multipole-triplet  $(\ell_1, \ell_2, \ell_3)$ , the lensing term is computed by using CAMB for the cosmological power spectra, and by using the cosine rule:  $\ell_3 \cdot \ell_1 = \frac{(\ell_2^2 - \ell_1^2 - \ell_3^2)}{2}$  and  $\ell_3 \cdot \ell_2 = \frac{(\ell_1^2 - \ell_2^2 - \ell_3^2)}{2}$ .

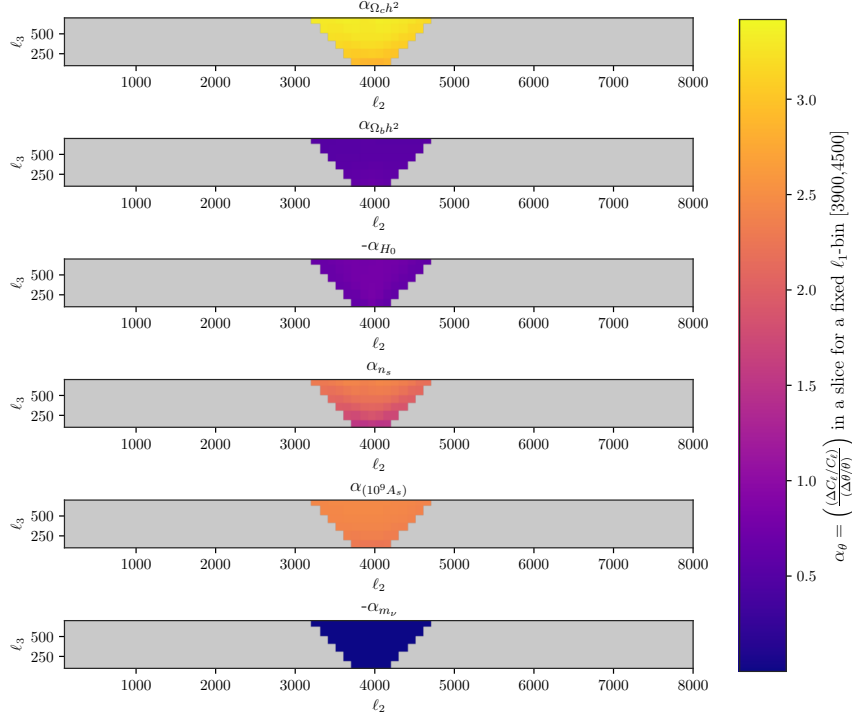


FIG. 6. Power-law indices  $\alpha_\theta$  for each of the  $\Lambda$ CDM parameters  $\theta = \{H_0, \Omega_b h^2, \Omega_c h^2, 10^9 A_s, n_s\}$  and  $\Sigma m_\nu$ , showing the approximate dependence of  $B^{\text{kSZ}, \text{kSZ}, \delta_g}$  on them in a fixed- $\ell_1$  slice (that spans the entire default range of  $\ell_2$  and  $\ell_3$ ) for SO $\times$ WISE. The indices are negative for  $H_0$  and  $\Sigma m_\nu$ .

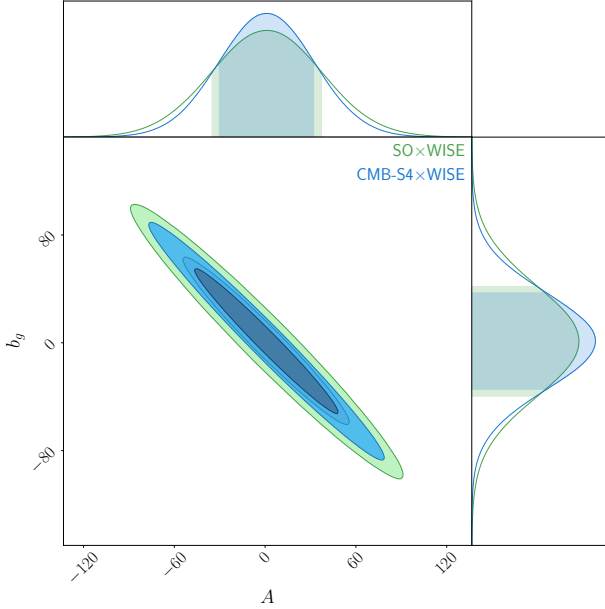


FIG. 7. Contours show 68% (darker) and 95% confidence levels for  $\{A, b_g\}$  for forecasted projected-fields kSZ measurements in the default scenario with SO $\times$ WISE (green) and CMB-S4 $\times$ WISE (blue), thus displaying the strong degeneracy between these two parameters here. We have assumed realistic post-ILC noise for SO and CMB-S4, a 1% Gaussian prior on  $b_g$ , and *fixed* cosmological parameters.

Since the lensing correction can be positive or negative, we plot the absolute value of the binned ( $|\Delta B^{\text{kSZ}, \text{kSZ}, \delta_g}|$ ) for 3D bins in a 2D slice with a fixed  $\ell_1 = [3900, 4000]$  in Fig. 5. We see that the lensing contribution is higher in magnitude for squeezed triangles as compared to other shapes. As discussed further in Section IV, we find that the lensing correction is much smaller than the projected-fields bispectrum signal for all bins that contain a significant kSZ signal.

We now consider the lensing contribution to the estimator's covariance, which introduces a non-Gaussianity of the form  $\langle a_{\ell_1 m_1}^{\Theta_b} a_{\ell_2 m_2}^{\Theta_b} a_{\ell_1' m_1'}^{\Theta_b^*} a_{\ell_2' m_2'}^{\Theta_b^*} \rangle \langle a_{\ell_3 m_3}^{\delta_g} a_{\ell_3' m_3'}^{\delta_g^*} \rangle$ , as given in Section II B 3. We refer the reader to [58] (Appendix A.1 therein) for details of their calculation of this term in their separate context of primary CMB  $\langle TTT \rangle$  bispectra. We follow their derivation for the connected temperature trispectrum  $\langle T(\ell_1) T(\ell_2) T^*(\ell_1') T^*(\ell_2') \rangle_c$  (see Eq.(A6) therein), and similarly drop its sub-dominant 1-loop corrections. We then derive the leading-order lensing contribution in our case to be:

$$= (2\pi)^8 \delta_D(0) \delta_D(\ell_3 - \ell_3') \delta_D \left( \sum_{i=1}^3 \ell_i \right) \delta_D \left( \sum_{i=1}^3 \ell_i' \right) C_{\ell_3}^{\delta_g \delta_g} C_{\ell_3}^{\psi\psi} \ell_3 \cdot \ell_1 C_{\ell_1}^{\tilde{T}\tilde{T}} \ell_3 \cdot \ell_1' C_{\ell_1'}^{\tilde{T}\tilde{T}} + 3 \text{ permutations}, \quad (\text{C4})$$

which is analogous to the leading order term in Eq.(A9) of [58]. Note that the number of possible permutations (from symmetry considerations) in the case of our

$B^{\text{kSZ,kSZ},\delta_g}$  estimator is just 4, instead of 36 for the CMB temperature bispectrum [58]; this is because in our case, we only have 2 lensed temperature fields instead of 3, which reduces the average amplitude (and multiplicity) of this lensing term by an overall factor of 9. The expression above has a mathematically similar form to that of  $\Delta B^{\text{kSZ,kSZ},\delta_g}$ . So, we intuitively expect that whenever the lensing contribution to the signal is small (e.g. for the high-SNR squeezed triangle types shown in Fig. 1), the lensing-induced covariance term is also negligible.

#### Appendix D: Understanding parameter dependency

To gain some basic intuition, we study the dependence of only the amplitude of the projected-fields kSZ bispectrum on  $\Lambda$ CDM parameters and  $\Sigma m_\nu$ . As mentioned in Section V, for our purposes here, we model it simplistically as a power-law for each of these six parameters:  $B_{\ell_1\ell_2\ell_3}^{\text{kSZ,kSZ},\delta_g} \propto \theta^{\alpha_\theta}$ . The power-law indices  $\alpha_\theta$  are functions of  $(\ell_1, \ell_2, \ell_3)$ , and are numerically estimated as  $\alpha_\theta \approx (\delta B/B)/(\delta\theta/\theta)$ , where we have suppressed multipole and field names for clarity. We vary the  $\Lambda$ CDM parameters about their fiducial values using the same step sizes  $\delta\theta$  as [14, 102] and [88] (Table I therein).  $\delta B$  is the corresponding shift in the signal after one of these parameters is modified.

Fig. 6 shows the power-law indices for different bins in a fixed- $\ell_1$  slice for SO $\times$ WISE. Since the related  $C_\ell^{\text{kSZ}^2 \times \delta_g}$  estimator is a compressed version of the  $B^{\text{kSZ,kSZ},\delta_g}$  bispectrum, their overall amplitudes have power-law indices that are close to each other (comparing with Fig. 6 in [14]). Because  $P_{\delta\delta} \propto A_s$ , from Eq. 20, the bispectrum's amplitude approximately scales as  $A_s^3$  or so, as seen here. It has the strongest dependence on  $\Omega_c h^2$ , with a high  $\alpha_{\Omega_c h^2} \sim 4.5$  value that varies slightly across the  $\ell$ -space; this is because of the non-linear dependence of the matter power spectrum as well as the linear growth rate  $f$  on  $\Omega_m = \Omega_c + \Omega_b$ , where the density of cold dark matter contributes a factor of around 5 times that of baryons in the fiducial  $\Lambda$ CDM model.  $\alpha_{n_s}$  varies the most within the  $\ell$ -space, since it is the slope of the primordial spectrum.  $\Sigma m_\nu$  also imprints a scale dependence in the signal via  $f$ , but this effect is small compared to the fiducial  $\Lambda$ CDM parameters, which necessitates an external prior on  $\Lambda$ CDM (such as from *Planck* primary CMB) for constraining  $\Sigma m_\nu$ .

We next assume a fixed cosmology and do a Fisher analysis varying only the linear galaxy bias  $b_g$  and a free amplitude  $A$  (with a fiducial value of 1). Both these parameters scale the overall amplitude linearly. Furthermore, the lensing correction (proportional to  $b_g$ ) to the  $B^{\text{kSZ,kSZ},\delta_g}$  signal is negligible for triangles with high-SNR and linear  $\delta_g$  modes, thus making  $A$  and  $b_g$  almost fully degenerate with each other, as shown in Fig. 7. We discuss its implications in Sections V and VI.

- 
- [1] S. Henderson, R. Allison, J. Austermann, T. Baildon, N. Battaglia, J. Beall, D. Becker, F. De Bernardis, J. Bond, E. Calabrese, S. Choi, K. Coughlin, K. Crowley, R. Datta, M. Devlin, *et al.*, *Journal of Low Temperature Physics* **184**, 772 (2016), publisher Copyright: © 2016, Springer Science+Business Media New York.
  - [2] J. E. Carlstrom, P. A. R. Ade, K. A. Aird, B. A. Benson, L. E. Bleem, S. Busetti, C. L. Chang, E. Chauvin, H. M. Cho, T. M. Crawford, A. T. Crites, M. A. Dobbs, N. W. Halverson, S. Heimsath, *et al.*, *PASP* **123**, 568 (2011), arXiv:0907.4445 [astro-ph.IM].
  - [3] Planck Collaboration, *A&A* **641**, 10.1051/0004-6361/201833910 (2020), arXiv:1807.06209 [astro-ph.CO].
  - [4] R. A. Sunyaev and Y. B. Zeldovich, *Comments on Astrophysics and Space Physics* **4** (1972).
  - [5] R. A. Sunyaev and I. B. Zeldovich, *ARA&A* **18**, 537 (1980).
  - [6] J. P. Ostriker and E. T. Vishniac, *ApJ* **306**, L51 (1986).
  - [7] S. Ferraro, J. C. Hill, N. Battaglia, J. Liu, and D. N. Spergel, *Phys. Rev. D* **94**, 123526 (2016), arXiv:1605.02722 [astro-ph.CO].
  - [8] N. Battaglia, S. Ferraro, E. Schaan, and D. N. Spergel, *J. Cosmology Astropart. Phys.* **2017**, 10.1088/1475-7516/2017/11/040 (2017), arXiv:1705.05881 [astro-ph.CO].
  - [9] N. Battaglia, J. C. Hill, S. Amodeo, J. G. Bartlett, K. Basu, J. Erler, S. Ferraro, L. Hernquist, M. Madhavacheril, M. McQuinn, T. Mroczkowski, D. Nagai, E. Schaan, R. Somerville, R. Sunyaev, M. Vogelsberger, and J. Werk, *BAAS* **51**, 10.48550/arXiv.1903.04647 (2019), arXiv:1903.04647 [astro-ph.CO].
  - [10] S. Amodeo, N. Battaglia, E. Schaan, S. Ferraro, E. Moser, and ACT Collaboration, *Phys. Rev. D* **103**, 10.1103/PhysRevD.103.063514 (2021), arXiv:2009.05558 [astro-ph.CO].
  - [11] B. Bolliet, J. Colin Hill, S. Ferraro, A. Kuskiak, and A. Krolewski, *J. Cosmology Astropart. Phys.* **2023**, 10.1088/1475-7516/2023/03/039 (2023), arXiv:2208.07847 [astro-ph.CO].
  - [12] S. Bhattacharya and A. Kosowsky, *Phys. Rev. D* **77**, 10.1103/PhysRevD.77.083004 (2008), arXiv:0712.0034 [astro-ph].
  - [13] E.-M. Mueller, F. de Bernardis, R. Bean, and M. D. Niemack, *Phys. Rev. D* **92**, 10.1103/PhysRevD.92.063501 (2015), arXiv:1412.0592 [astro-ph.CO].
  - [14] R. Patki, N. Battaglia, and S. Ferraro, *Phys. Rev. D* **108**, 043507 (2023), arXiv:2306.03127 [astro-ph.CO].
  - [15] E.-M. Mueller, F. de Bernardis, R. Bean, and M. D. Niemack, *ApJ* **808**, 10.1088/0004-637X/808/1/47 (2015), arXiv:1408.6248 [astro-ph.CO].
  - [16] M. Münchmeyer, M. S. Madhavacheril, S. Ferraro, M. C. Johnson, and K. M. Smith, *Phys. Rev. D* **100**, 10.1103/PhysRevD.100.083508 (2019).



- [17] P. G. Ferreira, R. Juszkiewicz, H. A. Feldman, M. Davis, and A. H. Jaffe, *ApJ* **515**, L1 (1999), arXiv:astro-ph/9812456 [astro-ph].
- [18] N. Hand, G. E. Addison, E. Aubourg, N. Battaglia, E. S. Battistelli, D. Bizyaev, J. R. Bond, H. Brewington, J. Brinkmann, B. R. Brown, S. Das, K. S. Dawson, M. J. Devlin, J. Dunkley, R. Dunner, *et al.*, *Phys. Rev. Lett.* **109**, 041101 (2012), arXiv:1203.4219 [astro-ph.CO].
- [19] Planck Collaboration, *A&A* **586**, A140 (2016), arXiv:1504.03339 [astro-ph.CO].
- [20] B. Soergel, S. Flender, K. T. Story, and The DES and SPT Collaborations, *Monthly Notices of the Royal Astronomical Society* **461**, 3172 (2016).
- [21] V. Calafut, P. A. Gallardo, E. M. Vavagiakis, S. Amodeo, S. Aiola, J. E. Austermann, N. Battaglia, E. S. Battistelli, J. A. Beall, R. Bean, J. R. Bond, E. Calabrese, S. K. Choi, N. F. Cothard, M. J. Devlin, *et al.*, *Phys. Rev. D* **104**, 043502 (2021).
- [22] S. Ho, S. Dedeo, and D. Spergel, arXiv e-prints, arXiv:0903.2845 (2009).
- [23] J. Shao, P. Zhang, W. Lin, Y. Jing, and J. Pan, *MNRAS* **413**, 628 (2011).
- [24] E. Schaan, S. Ferraro, S. Amodeo, N. Battaglia, S. Aiola, *et al.* (Atacama Cosmology Telescope Collaboration), *Phys. Rev. D* **103**, 10.1103/PhysRevD.103.063513 (2021).
- [25] B. Hadzhiyska, S. Ferraro, B. Ried Guachalla, E. Schaan, J. Aguilar, N. Battaglia, J. R. Bond, D. Brooks, E. Calabrese, S. K. Choi, T. Claybaugh, W. R. Coulton, K. Dawson, M. Devlin, B. Dey, *et al.*, arXiv e-prints, arXiv:2407.07152 (2024), arXiv:2407.07152 [astro-ph.CO].
- [26] A.-S. Deusch, E. Dimastrogiovanni, M. C. Johnson, M. Münchmeyer, and A. Terrana, *Phys. Rev. D* **98**, 123501 (2018), arXiv:1707.08129 [astro-ph.CO].
- [27] K. M. Smith, M. S. Madhavacheril, M. Münchmeyer, S. Ferraro, U. Giri, and M. C. Johnson, arXiv e-prints 10.48550/arXiv.1810.13423 (2018).
- [28] N. Anil Kumar, G. Sato-Polito, M. Kamionkowski, and S. C. Hotinli, *Phys. Rev. D* **106**, 063533 (2022), arXiv:2205.03423 [astro-ph.CO].
- [29] U. Giri and K. M. Smith, *J. Cosmology Astropart. Phys.* **2022**, 028 (2022), arXiv:2010.07193 [astro-ph.CO].
- [30] J. Cayuso, R. Bloch, S. C. Hotinli, M. C. Johnson, and F. McCarthy, *J. Cosmology Astropart. Phys.* **2023**, 051 (2023), arXiv:2111.11526 [astro-ph.CO].
- [31] F. McCarthy, N. Battaglia, R. Bean, J. R. Bond, H. Cai, E. Calabrese, W. R. Coulton, M. J. Devlin, J. Dunkley, S. Ferraro, V. Gluscevic, Y. Guan, J. C. Hill, M. C. Johnson, A. Kusiak, *et al.*, arXiv e-prints, arXiv:2410.06229 (2024), arXiv:2410.06229 [astro-ph.CO].
- [32] O. Doré, J. F. Hennawi, and D. N. Spergel, *ApJ* **606**, 46 (2004), arXiv:astro-ph/0309337 [astro-ph].
- [33] S. DeDeo, D. N. Spergel, and H. Trac, arXiv e-prints, astro-ph/0511060 (2005), arXiv:astro-ph/0511060 [astro-ph].
- [34] E. L. Wright, P. R. M. Eisenhardt, A. K. Mainzer, M. E. Ressler, R. M. Cutri, T. Jarrett, J. D. Kirkpatrick, D. Padgett, R. S. McMillan, M. Skrutskie, S. A. Stanford, M. Cohen, R. G. Walker, J. C. Mather, D. Laisawitz, *et al.*, *AJ* **140**, 1868 (2010).
- [35] E. F. Schlafly, A. M. Meisner, and G. M. Green, *ApJS* **240**, 30 (2019), arXiv:1901.03337 [astro-ph.IM].
- [36] P. L. Plante, A. Lidz, J. Aguirre, and S. Kohn, *The Astrophysical Journal* **899**, 40 (2020).
- [37] R. Keisler and F. Schmidt, *ApJ* **765**, 10.1088/2041-8205/765/2/L32 (2013).
- [38] S. Flender, L. Bleem, H. Finkel, S. Habib, K. Heitmann, and G. Holder, *ApJ* **823**, 10.3847/0004-637X/823/2/98 (2016), arXiv:1511.02843 [astro-ph.CO].
- [39] R. Bloch and M. C. Johnson, arXiv e-prints, arXiv:2405.00809 (2024), arXiv:2405.00809 [astro-ph.CO].
- [40] R. Zhou, S. Ferraro, M. White, J. DeRose, N. Sailer, J. Aguilar, S. Ahlen, S. Bailey, D. Brooks, T. Claybaugh, K. Dawson, A. de la Macorra, B. Dey, P. Doel, *et al.*, *J. Cosmology Astropart. Phys.* **2023**, 097 (2023), arXiv:2309.06443 [astro-ph.CO].
- [41] J. C. Hill, S. Ferraro, N. Battaglia, J. Liu, and D. N. Spergel, *Phys. Rev. Lett.* **117**, 10.1103/PhysRevLett.117.051301 (2016), arXiv:1603.01608 [astro-ph.CO].
- [42] A. Kusiak, B. Bolliet, S. Ferraro, J. C. Hill, and A. Krolewski, *Phys. Rev. D* **104**, 10.1103/PhysRevD.104.043518 (2021), arXiv:2102.01068 [astro-ph.CO].
- [43] Q. Ma, K. Helgason, E. Komatsu, B. Ciardi, and A. Ferrara, *MNRAS* **476**, 4025 (2018), arXiv:1712.05305 [astro-ph.CO].
- [44] P. La Plante, J. Sipple, and A. Lidz, *ApJ* **928**, 10.3847/1538-4357/ac5752 (2022), arXiv:2111.13717 [astro-ph.CO].
- [45] N. Kaiser, *ApJ* **388**, 272 (1992).
- [46] D. N. Limber, *ApJ* **117**, 134 (1953).
- [47] W. Hu, *Phys. Rev. D* **62**, 043007 (2000), arXiv:astro-ph/0001303 [astro-ph].
- [48] M. Bucher, B. Racine, and B. van Tent, *Journal of Cosmology and Astroparticle Physics* **2016** (05), 055.
- [49] W. R. Coulton and D. N. Spergel, *J. Cosmology Astropart. Phys.* **2019**, 056 (2019), arXiv:1901.04515 [astro-ph.CO].
- [50] A. Buchalter, M. Kamionkowski, and A. H. Jaffe, *ApJ* **530**, 36 (2000), arXiv:astro-ph/9903486 [astro-ph].
- [51] M. Bucher, B. van Tent, and C. S. Carvalho, *MNRAS* **407**, 2193 (2010), arXiv:0911.1642 [astro-ph.CO].
- [52] W. R. Coulton, J. Liu, M. S. Madhavacheril, V. Böhm, and D. N. Spergel, *J. Cosmology Astropart. Phys.* **2019**, 043 (2019), arXiv:1810.02374 [astro-ph.CO].
- [53] Planck Collaboration, *A&A* **571**, A24 (2014), arXiv:1303.5084 [astro-ph.CO].
- [54] Planck Collaboration, *A&A* **594**, A17 (2016), arXiv:1502.01592 [astro-ph.CO].
- [55] S. Rana, T. Ghosh, J. S. Bagla, and P. Chingangbam, *MNRAS* **481**, 970 (2018), arXiv:1806.01565 [astro-ph.CO].
- [56] A. Lewis and A. Challinor, *Phys. Rep.* **429**, 1 (2006), arXiv:astro-ph/0601594 [astro-ph].
- [57] B. D. Sherwin, S. Das, A. Hajian, G. Addison, J. R. Bond, D. Crichton, M. J. Devlin, J. Dunkley, M. B. Gralla, M. Halpern, J. C. Hill, A. D. Hincks, J. P. Hughes, K. Huffenberger, R. Hlozek, *et al.*, *Phys. Rev. D* **86**, 10.1103/PhysRevD.86.083006 (2012).
- [58] W. R. Coulton, P. D. Meerburg, D. G. Baker, S. Hotinli, A. J. Duivenvoorden, and A. van Engelen, *Phys. Rev. D* **101**, 123504 (2020), arXiv:1912.07619 [astro-ph.CO].
- [59] M. LoVerde and N. Afshordi, *Physical Review D* **78**, 10.1103/physrevd.78.123506 (2008).

- [60] M. Tegmark, A. de Oliveira-Costa, and A. J. S. Hamilton, *Phys. Rev. D* **68**, 10.1103/PhysRevD.68.123523 (2003).
- [61] H. K. Eriksen, A. J. Banday, K. M. Górski, and P. B. Lilje, *ApJ* **612**, 633 (2004), arXiv:astro-ph/0403098 [astro-ph].
- [62] The Simons Observatory Collaboration, *J. Cosmology Astropart. Phys.* **2019**, 10.1088/1475-7516/2019/02/056 (2019), arXiv:1808.07445 [astro-ph.CO].
- [63] The CMB-S4 Collaboration, K. Abazajian, G. Addison, P. Adshead, Z. Ahmed, S. W. Allen, D. Alonso, M. Alvarez, A. Anderson, K. S. Arnold, C. Bacigalupi, K. Bailey, D. Barkats, D. Barron, P. S. Barry, *et al.*, arXiv e-prints, arXiv:1907.04473 (2019), arXiv:1907.04473 [astro-ph.IM].
- [64] S. Ferraro, E. Schaane, and E. Pierpaoli, arXiv e-prints, arXiv:2205.10332 (2022).
- [65] A. Lewis, A. Challinor, and A. Lasenby, *ApJ* **538**, 473 (2000), arXiv:astro-ph/9911177 [astro-ph].
- [66] C. Howlett, A. Lewis, A. Hall, and A. Challinor, *J. Cosmology Astropart. Phys.* **2012**, 10.1088/1475-7516/2012/04/027 (2012), arXiv:1201.3654 [astro-ph.CO].
- [67] N. Battaglia, J. R. Bond, C. Pfrommer, J. L. Sievers, and D. Sijacki, *ApJ* **725**, 91 (2010), arXiv:1003.4256 [astro-ph.CO].
- [68] S. Ferraro, B. D. Sherwin, and D. N. Spergel, *Phys. Rev. D* **91**, 10.1103/PhysRevD.91.083533 (2015), arXiv:1401.1193 [astro-ph.CO].
- [69] T. H. Jarrett, M. Cohen, F. Masci, E. Wright, D. Stern, D. Benford, A. Blain, S. Carey, R. M. Cutri, P. Eisenhardt, C. Lonsdale, A. Mainzer, K. Marsh, D. Padgett, S. Petty, *et al.*, *ApJ* **735**, 112 (2011).
- [70] L. Yan, E. Donoso, C.-W. Tsai, D. Stern, R. J. Assef, P. Eisenhardt, A. W. Blain, R. Cutri, T. Jarrett, S. A. Stanford, E. Wright, C. Bridge, and D. A. Riechers, *AJ* **145**, 55 (2013), arXiv:1209.2065 [astro-ph.CO].
- [71] A. J. Shajib and E. L. Wright, *ApJ* **827**, 116 (2016), arXiv:1604.03939 [astro-ph.CO].
- [72] A. Krolewski, S. Ferraro, E. F. Schlafly, and M. White, *J. Cosmology Astropart. Phys.* **2020**, 10.1088/1475-7516/2020/05/047 (2020), arXiv:1909.07412 [astro-ph.CO].
- [73] G. S. Farren, A. Krolewski, N. MacCrann, S. Ferraro, I. Abril-Cabezas, R. An, Z. Atkins, N. Battaglia, J. R. Bond, E. Calabrese, S. K. Choi, O. Darwish, M. J. Devlin, A. J. Duivenvoorden, J. Dunkley, *et al.*, *ApJ* **966**, 157 (2024), arXiv:2309.05659 [astro-ph.CO].
- [74] P. Zhang, U.-L. Pen, and H. Trac, *MNRAS* **347**, 1224 (2004), arXiv:astro-ph/0304534 [astro-ph].
- [75] R. Takahashi, M. Sato, T. Nishimichi, A. Taruya, and M. Oguri, *ApJ* **761**, 10.1088/0004-637X/761/2/152 (2012), arXiv:1208.2701 [astro-ph.CO].
- [76] Y. Fukuda, T. Hayakawa, E. Ichihara, K. Inoue, K. Ishihara, H. Ishino, Y. Itow, *et al.* (Super-Kamiokande Collaboration), *Phys. Rev. Lett.* **81**, 1562 (1998).
- [77] SNO Collaboration, *Phys. Rev. Lett.* **89**, 10.1103/PhysRevLett.89.011301 (2002).
- [78] K. N. Abazajian, K. Arnold, J. Austermann, B. A. Benson, C. Bischoff, J. Bock, J. R. Bond, J. Borrill, E. Calabrese, J. E. Carlstrom, C. S. Carvalho, C. L. Chang, H. C. Chiang, S. Church, A. Cooray, *et al.*, *Astroparticle Physics* **63**, 66 (2015), arXiv:1309.5383 [astro-ph.CO].
- [79] C. Dvorkin, M. Gerbino, D. Alonso, N. Battaglia, S. Bird, A. Diaz Rivero, A. Font-Ribera, G. Fuller, M. Lattanzi, M. Loverde, J. B. Muñoz, B. Sherwin, A. Slosar, and F. Villaescusa-Navarro, *BAAS* **51**, 10.48550/arXiv.1903.03689 (2019), arXiv:1903.03689 [astro-ph.CO].
- [80] J. Lesgourgues and S. Pastor, *Phys. Rep.* **429**, 307 (2006), arXiv:astro-ph/0603494 [astro-ph].
- [81] A. Kiakotou, Ø. Elgarøy, and O. Lahav, *Phys. Rev. D* **77**, 10.1103/PhysRevD.77.063005 (2008).
- [82] H. Gil-Marín, C. Wagner, F. Fragkoudi, R. Jimenez, and L. Verde, *J. Cosmology Astropart. Phys.* **2012**, 10.1088/1475-7516/2012/02/047 (2012), arXiv:1111.4477 [astro-ph.CO].
- [83] M. Levi and Z. Vlah, arXiv e-prints 10.48550/arXiv.1605.09417 (2016).
- [84] R. Ruggeri, E. Castorina, C. Carbone, and E. Sefusatti, *J. Cosmology Astropart. Phys.* **2018**, 10.1088/1475-7516/2018/03/003 (2018), arXiv:1712.02334 [astro-ph.CO].
- [85] D. Cromer, N. Battaglia, H. Miyatake, and M. Simet, *J. Cosmology Astropart. Phys.* **2022**, 10.1088/1475-7516/2022/10/034 (2022), arXiv:2104.06925 [astro-ph.CO].
- [86] M. Tegmark, A. N. Taylor, and A. F. Heavens, *ApJ* **480**, 22 (1997), arXiv:astro-ph/9603021 [astro-ph].
- [87] L. Amendola and S. Tsujikawa, *Dark Energy: Theory and Observations* (Cambridge University Press, 2010).
- [88] D. Cromer, N. Battaglia, and M. S. Madhavacheril, *Phys. Rev. D* **100**, 063529 (2019), arXiv:1903.00976 [astro-ph.CO].
- [89] N. Sailer, E. Castorina, S. Ferraro, and M. White, *J. Cosmology Astropart. Phys.* **2021**, 10.1088/1475-7516/2021/12/049 (2021), arXiv:2106.09713 [astro-ph.CO].
- [90] J. B. Muñoz and C. Dvorkin, *Physical Review D* **98**, 10.1103/physrevd.98.043503 (2018).
- [91] C.-T. Chiang, W. Hu, Y. Li, and M. LoVerde, *Phys. Rev. D* **97**, 10.1103/PhysRevD.97.123526 (2018), arXiv:1710.01310 [astro-ph.CO].
- [92] LiteBIRD Collaboration, in *Space Telescopes and Instrumentation 2020: Optical, Infrared, and Millimeter Wave*, Society of Photo-Optical Instrumentation Engineers (SPIE) Conference Series, Vol. 11443, edited by M. Lystrup and M. D. Perrin (2020) arXiv:2101.12449 [astro-ph.IM].
- [93] M. S. Madhavacheril, F. J. Qu, B. D. Sherwin, N. MacCrann, Y. Li, I. Abril-Cabezas, P. A. R. Ade, S. Aiola, T. Alford, M. Amiri, S. Amodeo, R. An, Z. Atkins, J. E. Austermann, N. Battaglia, *et al.*, *ApJ* **962**, 113 (2024), arXiv:2304.05203 [astro-ph.CO].
- [94] DESI Collaboration, arXiv e-prints, arXiv:2404.03002 (2024), arXiv:2404.03002 [astro-ph.CO].
- [95] S. Mishra-Sharma, D. Alonso, and J. Dunkley, *Phys. Rev. D* **97**, 10.1103/PhysRevD.97.123544 (2018), arXiv:1803.07561 [astro-ph.CO].
- [96] A. Spurio Mancini, D. Piras, J. Alsing, B. Joachimi, and M. P. Hobson, *MNRAS* **511**, 1771 (2022), arXiv:2106.03846 [astro-ph.CO].
- [97] B. Bolliet, A. Spurio Mancini, J. C. Hill, M. Madhavacheril, H. T. Jense, E. Calabrese, and J. Dunkley, arXiv e-prints 10.48550/arXiv.2303.01591 (2023).
- [98] Ž. Ivezić, S. M. Kahn, J. A. Tyson, B. Abel, E. Acosta, R. Allsman, D. Alonso, Y. AlSayyad, S. F. Ander-

- son, J. Andrew, and otheers, *ApJ* **873**, 10.3847/1538-4357/ab042c (2019), arXiv:0805.2366.
- [99] O. Doré, J. Bock, M. Ashby, P. Capak, A. Cooray, R. de Putter, T. Eifler, N. Flagey, Y. Gong, S. Habib, K. Heitmann, C. Hirata, W.-S. Jeong, R. Katti, P. Korngut, E. Krause, *et al.*, arXiv e-prints , arXiv:1412.4872 (2014), arXiv:1412.4872 [astro-ph.CO].
- [100] W. Hu, *The Astrophysical Journal* **529**, 12 (2000).
- [101] C. P. Ma and J. N. Fry, *Physical Review Letters* **88**, 2113011 (2002).
- [102] M. S. Madhavacheril, N. Battaglia, and H. Miyatake, *Phys. Rev. D* **96**, 10.1103/PhysRevD.96.103525 (2017), arXiv:1708.07502 [astro-ph.CO].