

Theoretical Foundations of Conformal Prediction

Anastasios N. Angelopoulos¹, Rina Foygel Barber², Stephen Bates³

¹Department of Electrical Engineering and Computer Science, University of California at Berkeley

²Department of Statistics, University of Chicago

³Department of Electrical Engineering and Computer Science, Massachusetts Institute of Technology

Contents

I	Background	2
1	Introduction	3
1.1	Uncertainty quantification for prediction	3
1.2	Preview of split conformal prediction	4
1.3	Conformal scores	4
1.4	The conformal prediction framework in context	7
1.5	Scope of this book	7
	Bibliography	8
2	Exchangeability and Permutations	9
2.1	Alternative characterizations of exchangeability	10
2.2	Permutation tests	11
2.2.1	Examples	12
2.3	Proving validity of permutation tests	13
2.4	Appendix: order statistics, quantiles, and CDFs	14
2.4.1	Deterministic properties	15
2.4.2	Properties under exchangeability	17
2.4.3	A distributional view	17
	Bibliography	18
II	Conformal Prediction	19
3	Conformal Prediction Under Exchangeability	20
3.1	Setting: data points, datasets, and scores	20
3.2	The full conformal prediction procedure	21
3.2.1	The score function	24
3.3	Why does conformal prediction guarantee coverage?	24
3.4	Split conformal prediction as a special case	26
3.4.1	Exchangeability and split conformal: a closer look	28
3.4.2	Statistical versus computational efficiency for split and full conformal	28
3.5	Reinterpretations of conformal prediction	28
3.5.1	Conformal prediction as a permutation test	28
3.5.2	Conditioning on the empirical distribution of the data	30
3.5.3	Tuning based on a plug-in estimate of the error rate	31

3.6	Can conformal prediction be overly conservative?	34
	Bibliography	35
4	Conditional Coverage	37
4.1	Training-conditional coverage for split conformal prediction	37
4.1.1	High-probability control (the PAC framework)	40
4.1.2	Exchangeable data or i.i.d. data?	40
4.2	A hardness result for training-conditional coverage	41
4.3	Conditioning on the test point features	43
4.3.1	The discrete setting	44
4.3.2	Impossibility in the continuous setting	45
4.4	Relaxations of test-conditional coverage: a binning-based approach	47
4.5	Label-conditional coverage	50
4.6	Mondrian conformal prediction	51
4.7	Relaxations of test-conditional coverage: beyond binning	52
4.7.1	For all X or for most X ?	52
4.7.2	Preview: relaxation via localization	60
	Bibliography	60
5	A Model-Based Perspective on Conformal Prediction	61
5.1	Oracle approximations for optimality guarantees	62
5.2	Case studies for classification	63
5.2.1	Case study: classification with minimal set size	63
5.2.2	Case study: classification with minimal set size and conditional coverage	65
5.3	Case studies for regression	67
5.3.1	Case study: regression with minimal set size	67
5.3.2	Case study: regression with minimal-length equal-tailed intervals	68
5.4	A unified framework for asymptotic guarantees	69
5.4.1	Defining the framework	70
5.4.2	Convergence of the thresholds	70
5.4.3	Convergence of the sets	73
5.4.4	Proofs for case studies	75
5.5	Model-based robustness to violations of exchangeability	80
	Bibliography	83
III	Extensions of Conformal Prediction	84
6	Cross-Validation Based Conformal Methods	85
6.1	Preliminaries: split conformal as a tournament	85
6.2	Cross-conformal prediction	86
6.2.1	Coverage guarantees for cross-conformal prediction	86
6.2.2	Proof of the tournament lemma	91
6.2.3	Why the factor of 2?	92
6.3	CV+ and jackknife+	93

6.3.1	Cross-validation for prediction	94
6.3.2	An alternative formulation of CV	95
6.3.3	Defining CV+ and jackknife+	95
6.3.4	Interpreting the interval	96
6.4	Coverage guarantees for CV+ and jackknife+	97
6.5	Training-conditional coverage for cross-validation type methods	98
6.6	Algorithmic stability and prediction with the jackknife	101
6.6.1	The algorithmic stability framework	101
6.6.2	Guarantees for jackknife under stability	102
6.6.3	Can algorithmic stability be certified?	104
	Bibliography	104
7	Weighted Variants of Conformal Prediction	106
7.1	Weighted quantiles and the weighted conformal algorithm	106
7.2	Conformal prediction under covariate and label shifts	108
7.2.1	Covariate shift	108
7.2.2	Label shift	110
7.2.3	General shifts between the training distribution and test distribution	111
7.2.4	Comparing distribution shift and conditional coverage	115
7.3	Localized conformal prediction	115
7.3.1	The localized conformal prediction algorithm	115
7.3.2	The randomly-localized conformal prediction algorithm	117
7.4	Fixed-weight conformal prediction	118
7.5	A general outlook through weighted permutations	121
	Bibliography	123
8	Online Conformal Prediction	124
8.1	Online conformal prediction with exchangeable data	124
8.2	Testing exchangeability online	127
8.3	Prediction sets for adversarial sequences	130
	Bibliography	134
9	Additional Results in Conformal Prediction	135
9.1	Conformal prediction with randomization	135
9.1.1	Allowing for randomization in the score function	135
9.1.2	Using a randomized calibration step	136
9.2	Computational shortcuts for full conformal prediction	139
9.2.1	Special case: linear regression	139
9.2.2	Special case: Lasso regression	142
9.2.3	A general approach: discretization	144
9.3	The universality of conformal prediction	146
	Bibliography	149
10	Extensions of Conformal Prediction	150
10.1	Beyond miscoverage: conformal risk control	150

10.2	Multiplicity	153
10.2.1	Controlling the family-wise error rate (FWER) for predictive coverage	154
10.2.2	Outlier detection with multiplicity control	155
10.3	Selective coverage	159
10.4	Aggregating conformal sets	161
10.4.1	Aggregating prediction sets	162
10.4.2	Re-calibration after aggregation	163
10.4.3	Connection with cross-conformal	164
	Bibliography	164

IV Beyond Predictive Inference 166

Preface

A note to the reader

This draft is a preliminary version of a forthcoming textbook. Parts I, II, III are included in this preview, while Part IV is not yet available. We welcome all feedback from readers—please contact the authors at tfcbook@gmail.com with any typos, corrections, clarifications, or suggestions. Since this manuscript is a work-in-progress, if referencing any of the results in the book please be aware that later updates may lead to changes in the statements and the numbering of the results.

This book is about conformal prediction and related inferential techniques that build on permutation tests and exchangeability. These techniques are useful in a diverse array of tasks, including hypothesis testing and providing uncertainty quantification guarantees for machine learning systems. Much of the current interest in conformal prediction is due to its ability to integrate into complex machine learning workflows, solving the problem of forming prediction sets without any assumptions on the form of the data generating distribution. Since contemporary machine learning algorithms have generally proven difficult to analyze directly, conformal prediction’s main appeal is its ability to provide formal, finite-sample guarantees when paired with such methods.

The goal of this book is to teach the reader about the fundamental technical arguments that arise when researching conformal prediction and related questions in distribution-free inference. Many of these proof strategies, especially the more recent ones, are scattered among research papers, making it difficult for researchers to understand where to look, which results are important, and how exactly the proofs work. We hope to bridge this gap by curating what we believe to be some of the most important results in the literature and presenting their proofs in a unified language, with illustrations, and with an eye towards pedagogy. We note that this book does not focus on the question of how to apply conformal prediction in practice—for a more practical and application-oriented introduction to conformal prediction, the reader may instead prefer to read “Conformal Prediction: A Gentle Introduction” [[Angelopoulos et al., 2022a](#)].

This book is meant for those working on the development of statistical theory and methodology, broadly speaking. We envision our audience including everyone from classically trained statisticians interested in finite-sample model-agnostic bounds, to machine learning researchers looking for a modular theory that applies to the ever-changing landscape of machine learning algorithms. The background required is generally at the level of first-year graduate coursework in theoretical statistics; some measure theory will be used occasionally, but the vast majority of results in this book do not require it. We hope that this book will provide the reader with a deep understanding of the theoretical underpinnings of the field, so that they may themselves contribute to the ongoing theoretical development of conformal prediction and other areas within distribution-free inference.

Acknowledgments

We would like to give our deep thanks to the many friends, collaborators, mentors, students, and reviewers who gave us feedback on this work, including Emmanuel Candès, Michael Jordan, Elena Yutong Li, Peter McCullagh, Ethan Naegele, Theo Olausson, Andi Qu, Aaditya Ramdas, Ryan Tibshirani, Vladimir Vovk, Lekun (Bill) Wang, and Tijana Zrnić. Lastly, we thank our families for their long-standing support in this effort—this book would not be possible without them.

Part I

Background

Chapter 1

Introduction

Conformal prediction is a statistical technique that quantifies uncertainty in predictive models. When we train a model using a machine learning algorithm, the resulting predictions are made based on the patterns observed in the training data—but these predictions can be prone to errors due to various sources of uncertainty, such as noisy data or inaccurate models. Uncertainty quantification enables us to make better decisions from model predictions by understanding the level of confidence and limitations of the model.

It might be surprising to learn that, with conformal prediction, rigorous uncertainty quantification is possible without any assumptions at all on the model, and with minimal assumptions on the distribution of the data—no asymptotics, no limit theorems, and no Gaussian approximations. As such, conformal prediction and related methods are widely used in applications. These methods are also theoretically rich and interesting. This book discusses foundational statistical theory for conformal prediction, and points toward the many avenues for continued study.

1.1 Uncertainty quantification for prediction

We now describe the prediction problem. Suppose we have a sequence of data points $(X_i, Y_i) \in \mathcal{X} \times \mathcal{Y}$, for $i = 1, \dots, n$. Here, X_i is the feature vector and Y_i is the response variable. We are then given a new feature vector X_{n+1} , with the task of predicting its corresponding response value Y_{n+1} (which is unobserved). If we have trained a predictive model \hat{f} using the available data, we can return a prediction $\hat{f}(X_{n+1})$ —but this predicted value alone does not express our confidence or uncertainty in the trained model, and does not communicate information about whether the prediction can be trusted. To do so, we could provide a margin of error around our prediction $\hat{f}(X_{n+1})$, or more generally, a *prediction set* $\mathcal{C}(X_{n+1}) \subseteq \mathcal{Y}$. A common aim for this set is the property of *marginal coverage*,

$$\mathbb{P}\left(Y_{n+1} \in \mathcal{C}(X_{n+1})\right) \geq 1 - \alpha, \quad (1.1)$$

where α in $(0, 1)$ is a user-specified error level (e.g., $\alpha = 0.1$ for 90% coverage). At a high level, by returning an interval or set to accompany any model prediction $\hat{f}(X_{n+1})$, we are able to communicate the degree of trustworthiness in any given model prediction—if the margin of error (or more generally, the size of the set $\mathcal{C}(X_{n+1})$) is large, this indicates high uncertainty in the prediction.

Of course, it is not immediately clear whether the marginal coverage property (1.1) is attainable in a general setting. We might suspect that this property can only be achieved in certain settings, for instance, if the model is known to be a good fit to the data distribution. This question is exactly what conformal prediction aims to address: conformal prediction is a statistical approach to uncertainty quantification wherein model predictions are accompanied by an interval or set, communicating the degree of trustworthiness in any given model prediction, without relying on any assumptions on the correctness of the model. In particular, if the underlying predictive model \hat{f} is a poor fit to the data, then the accompanying set $\mathcal{C}(X_{n+1})$ will be large—potentially even infinite. On the other hand, accurate models will result in smaller sets, and (under

additional conditions) can lead to notions of coverage over and above that in (1.1). Either way, the role of conformal prediction is to accurately quantify the level of uncertainty present when using the predictive model on the current data distribution.

1.2 Preview of split conformal prediction

How does conformal prediction work? Let’s start with a simple version of the method, called *split conformal prediction*.

As before, suppose we have data points (X_i, Y_i) for $i = 1, \dots, n$, and a test point (X_{n+1}, Y_{n+1}) . Take n to be even for simplicity. We consider the setting $\mathcal{Y} = \mathbb{R}$ —that is, a regression problem with a real-valued response. The following algorithm allows us to construct prediction intervals for Y_{n+1} :

Algorithm 1.1: Split conformal prediction, special case

1. Use data (X_i, Y_i) for $i = 1, \dots, n/2$ to fit a predictive model $\hat{f} : \mathcal{X} \rightarrow \mathbb{R}$.
2. For $i = n/2 + 1, \dots, n$, compute the absolute residual $S_i = |Y_i - \hat{f}(X_i)|$.
3. Sort $S_{n/2+1}, \dots, S_n$ in increasing order, and let \hat{q} be the $\lceil (1 - \alpha)(\frac{n}{2} + 1) \rceil$ -th element in the sorted list.
4. Return the prediction interval $\mathcal{C}(X_{n+1}) = [\hat{f}(X_{n+1}) - \hat{q}, \hat{f}(X_{n+1}) + \hat{q}]$.

The predictive model \hat{f} in the first step of Algorithm 1.1 can be any function that is based only on $(X_1, Y_1), \dots, (X_{n/2}, Y_{n/2})$. For example, it might be a linear model fitted via least-squares regression. The final set is an interval centered at the model’s prediction, $\hat{f}(X_{n+1}) \pm \hat{q}$. How should we interpret this choice of \hat{q} ? Observe \hat{q} is chosen such that the intervals $[\hat{f}(X_i) - \hat{q}, \hat{f}(X_i) + \hat{q}]$ contain the response variable Y_i for approximately a $(1 - \alpha)$ fraction of the points $i = n/2 + 1, \dots, n$ (i.e., the data points that were not used for training the model \hat{f}).

If the data points are independent and identically distributed (i.i.d.), then no matter what predictive model \hat{f} was used, the prediction set above satisfies marginal coverage:

Theorem 1.2: Split conformal coverage guarantee, special case

Suppose $(X_1, Y_1), \dots, (X_{n+1}, Y_{n+1})$ are i.i.d., and let $\mathcal{C}(X_{n+1})$ be the output of Algorithm 1.1. Then the marginal coverage property (1.1) holds.

In other words, if the data points are drawn i.i.d. from any distribution, then split conformal prediction offers marginal coverage—even if the fitted model \hat{f} is an extremely poor fit to the data, and even if the sample size n is small. In fact the i.i.d. assumption is sufficient here, it is stronger than necessary—a weaker property known as exchangeability, which will be introduced in Chapter 2, is the fundamental property required for conformal prediction.

1.3 Conformal scores

The example above builds intuition for valid coverage with any predictive model and dataset, but the exact form of the algorithm above is rather constrained: by construction, the prediction set will always be of the form $\hat{f}(X_{n+1}) \pm \hat{q}$, i.e., a band of constant width around the fitted predictive model \hat{f} ; see Figure 1.1. Fortunately, the conformal framework is much more flexible than the above example, allowing for nearly unlimited choice in how $\mathcal{C}(X_{n+1})$ is constructed. The key concept is the *conformal score function*, which is a function $s(x, y)$ such that larger values indicate that the data point (x, y) does *not* agree with (does not “conform” to) the trends observed in the training data. For instance, given a fitted model \hat{f} , a common choice

for s is the residual score, $s(x, y) = |y - \hat{f}(x)|$, since a large value of the residual indicates that (x, y) does *not* appear to agree with the model trained on the available data. We will give additional examples of score functions shortly.

We now state a more general version of the split conformal prediction algorithm, using a generic conformal score function.

Algorithm 1.3: Split conformal prediction, general case

1. Use data (X_i, Y_i) for $i = 1, \dots, n/2$ to construct a conformal score function $s : \mathcal{X} \times \mathcal{Y} \rightarrow \mathbb{R}$. The idea to construct $s(x, y)$ to measure how unusual (x, y) is based on a model fit on data from this split.
2. For $i = n/2 + 1, \dots, n$, compute the score $S_i = s(X_i, Y_i)$.
3. Sort $S_{n/2+1}, \dots, S_n$ in increasing order, and let \hat{q} be the $\lceil (1 - \alpha)(\frac{n}{2} + 1) \rceil$ -th element in the sorted list.
4. Return the prediction set $\mathcal{C}(X_{n+1}) = \{y \in \mathcal{Y} : s(X_{n+1}, y) \leq \hat{q}\}$.

It may not be immediately clear that the set $\mathcal{C}(X_{n+1})$ can be computed efficiently, since it nominally requires iterating through all $y \in \mathcal{Y}$. However, in many cases, it simplifies to an interval that can be computed explicitly, just as in Algorithm 1.1—we will see some examples below.

While we are referring to split conformal prediction as “an algorithm”, the flexibility in choosing the score function s means that we should actually think of this as a *family* of algorithms—any given choice of the conformal score function s specifies a particular algorithm. For example, by choosing the residual score function $s(x, y) = |y - \hat{f}(x)|$, we can obtain Algorithm 1.1 as a special case of Algorithm 1.3.

The following result states that the marginal coverage guarantee holds with any score function.

Theorem 1.4: Split conformal coverage guarantee, general case

Suppose $(X_1, Y_1), \dots, (X_{n+1}, Y_{n+1})$ are i.i.d., and let $\mathcal{C}(X_{n+1})$ be the output of Algorithm 1.3. Then the marginal coverage property (1.1) holds.

Although any score function results in marginal coverage, in practice, the choice of the conformal score function s is the single most important decision when implementing conformal prediction: different choices can lead to very different procedures, and a poorly chosen conformal score function s can lead to completely uninformative prediction sets. We next outline several of the most common conformal score functions, and give intuition for the properties of the resulting conformal prediction method. Figure 1.1 gives an illustration of the sets resulting from these conformal score functions.

The residual score. We first return to the *residual score*, $s(x, y) = |y - \hat{f}(x)|$, as used in Algorithm 1.1 above, where \hat{f} is fitted on the data points $(X_1, Y_1), \dots, (X_{n/2}, Y_{n/2})$. This construction will always return a prediction set $\mathcal{C}(X_{n+1})$ of the same form: a symmetric interval, centered around the point prediction $\hat{f}(X_{n+1})$ with the same width for all values of X_{n+1} . This is a simple and natural choice. However, in many settings, the form of the resulting prediction sets may be far from ideal—for instance, if the response variable Y has higher or lower noise variance depending on the value of X .

The scaled residual score. We can modify the residual score to result in intervals of different width (e.g., in settings where the variance of Y is different at different values of X). This construction will again use a trained predictive model \hat{f} , and will also require an estimate $\hat{\sigma}(x)$ of the scale of the noise in Y given $X = x$ (e.g., an estimate of the standard deviation), where \hat{f} and $\hat{\sigma}$ are both fitted using data points $(X_1, Y_1), \dots, (X_{n/2}, Y_{n/2})$. The *scaled residual score* is then defined as

$$s(x, y) = \frac{|y - \hat{f}(x)|}{\hat{\sigma}(x)},$$

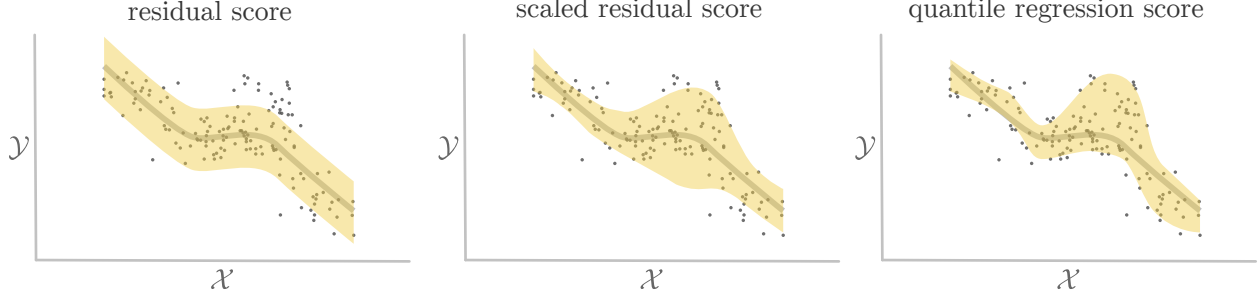


Figure 1.1: **The conformal score function** determines the shape of the sets. The shaded band is a visualization of the prediction set $\mathcal{C}(X_{n+1}) \subseteq \mathcal{Y}$ as a function of $X_{n+1} \in \mathcal{X}$. On the left, the residual score gives a fixed-width band. In the middle, the scaled residual score gives a symmetric band that adapts to the non-constant noise variance. On the right, the CQR score gives an asymmetric band that follows the quantiles of the distribution.

and results in a prediction set

$$\mathcal{C}(X_{n+1}) = \hat{f}(X_{n+1}) \pm \hat{q} \cdot \hat{\sigma}(X_{n+1}).$$

This can lead to prediction intervals that are a better fit to the data (as compared to the residual score), since the function $\hat{\sigma}(x)$ can capture the nonconstant variance of the noise.

The CQR score. Both the residual score and the scaled residual score will return symmetric intervals, which may be a poor fit for certain data distributions. This inspires a more nonparametric approach towards choosing the score. Suppose we use the data points $(X_1, Y_1), \dots, (X_{n/2}, Y_{n/2})$ to obtain an estimate $\hat{\tau}(x; \alpha/2)$ of the $\alpha/2$ quantile of the distribution of Y given $X = x$, and an estimate $\hat{\tau}(x; 1 - \alpha/2)$ of the $1 - \alpha/2$ quantile—for instance, we might fit these models by running a quantile regression method. A straightforward way to use these estimates when confronted with a test point X_{n+1} would be to output the interval $[\hat{\tau}(X_{n+1}; \alpha/2), \hat{\tau}(X_{n+1}; 1 - \alpha/2)]$, using the estimated quantiles—but this may not give a coverage level of $1 - \alpha$ if the estimates $\hat{\tau}$ are imperfect. Instead, the *conformalized quantile regression* (CQR) method uses these initial quantile estimates to construct a conformal score, so that the resulting prediction set is an adjusted version of the initial interval. Specifically, the CQR score is given by

$$s(x, y) = \max \{ \hat{\tau}(x; \alpha/2) - y, y - \hat{\tau}(x; 1 - \alpha/2) \}$$

which is the signed distance of y to the interval $[\hat{\tau}(x; \alpha/2), \hat{\tau}(x; 1 - \alpha/2)]$. With this choice of s , the resulting conformal prediction set takes the form

$$\mathcal{C}(X_{n+1}) = [\hat{\tau}(X_{n+1}; \alpha/2) - \hat{q}, \hat{\tau}(X_{n+1}; 1 - \alpha/2) + \hat{q}]$$

for a number \hat{q} . That is, conformal prediction with this score function takes the prediction interval from the initial quantile estimates, and then either inflates it if \hat{q} is positive or shrinks it if \hat{q} is negative.

The high-probability score. The split conformal prediction algorithm can also be applied to classification problems, i.e., when the response variable takes values in a discrete set. Suppose that $\mathcal{Y} = \{1, \dots, K\}$ is the set of possible labels, and suppose we have an estimate $\hat{\pi}(y | x)$ of the probability of label $Y = y$ given features $X = x$, which was trained on the data points $(X_1, Y_1), \dots, (X_{n/2}, Y_{n/2})$. The *high-probability score* is then given by

$$s(x, y) = -\hat{\pi}(y | x).$$

It is important to note that the score is the *negative* of the estimated probability; this is because a conformal score is intended to return larger values when the data point (x, y) appears more unlikely, i.e., when $\hat{\pi}(y | x)$ is small. If we use this score for split conformal prediction, the resulting prediction set is given by

$$\mathcal{C}(X_{n+1}) = \{y : \hat{\pi}(y | X_{n+1}) \geq -\hat{q}\} \subseteq \{1, \dots, K\},$$

which is the set of all labels $y \in \{1, \dots, K\}$ with a sufficiently high estimated probability, given the test point features X_{n+1} . Of course, this type of score function may also be used in the case of a continuous response Y , if we use an estimated conditional density in place of the estimated conditional probability.

At this point, we have seen that conformal prediction can provide a marginal coverage guarantee with only weak assumptions, and can leverage the power of arbitrary predictive models—the better the predictive model, the more precise the prediction set will be. Nonetheless, there are many natural questions at this stage. Is it necessary to split the data into two parts, one for model fitting and one for the calibration of confidence intervals, as in split conformal prediction—or can the data splitting step be avoided? Which conformal score functions are optimal? Can the method be extended to cases where the data are not i.i.d.? We will address these questions throughout the book as we develop conformal prediction in full generality.

1.4 The conformal prediction framework in context

This book discusses the statistical theory underlying conformal prediction and related techniques for providing uncertainty quantification for our predictive models—but of course, this question has long been studied in the statistics literature. What distinguishes the conformal prediction framework from other methods?

As we have seen above, conformal prediction guarantees a marginal coverage property for data drawn i.i.d. from *any* distribution. We do not need to place conditions on the distribution (such as smoothness, or, a parametric model)—because of this, conformal prediction is often described as a *distribution-free* approach to inference. Moreover, we do not need to place conditions on the underlying model fitted to the data (such as assuming that \hat{f} is a consistent estimator of the true association between Y and X), and the result is finite-sample, in the sense that it holds at any value of n rather than offering only an asymptotic guarantee.

Conformal prediction is closely related to the field of nonparametric statistics, which has also aimed to provide statistical methods that can flexibly handle data distributions that do not fall within some simple parametric model. However, there are some fundamental differences between these fields. In nonparametric and semiparametric statistics, most methods and results rely on regularity conditions that, while weaker than a parametric model assumption, are nonetheless much stronger than the minimal assumptions required by conformal. For example, we might assume smoothness conditions on the distribution of the data. With these types of assumptions, it is often possible to provide guarantees not only for predictive inference but also for estimation (for instance, estimating the mean of Y given X). By contrast, exchangeability is a far weaker assumption than what is usually considered in nonparametric statistics. Without regularity conditions, it is still possible to provide useful and powerful methods for predictive inference, as we have seen with the marginal coverage guarantee for split conformal, above—but, as we will see in some of the hardness results in Part IV of the book, other types of inference questions become more challenging or even impossible.

Conformal prediction is intimately connected with permutation testing—we will soon see that it can be formulated as the inversion of a particular permutation test. It is also closely connected to quantile estimation and distribution estimation. A natural use of quantile estimation is to give prediction intervals for test points, although such a procedure would again require assumptions on the regularity of the distribution in order to have guaranteed coverage. Farther afield are resampling approaches, such as the bootstrap and cross-validation. Unlike conformal prediction, these are most commonly applied for confidence intervals on functionals of the distribution, and require regularity conditions for validity. Having said that, we will explore distribution-free variants of cross-validation for the purpose of predictive inference later on in the book. What makes it unique is its ability to provide nonasymptotic guarantees on the quality of predictions that do not require smoothness or other regularity conditions.

1.5 Scope of this book

After this introductory chapter, the remainder of Part I is an introduction to exchangeability from a mathematical point of view, with a glossary of facts and properties that will be useful for the statistical results developed later in the book. We pay special attention to permutation tests, since conformal prediction

can be reframed as inverting a permutation test. These tools will be critical to many of the proofs and intuitions in the remainder of the book.

Part II of the book then turns to the conformal prediction framework. In particular, we discuss full conformal prediction, a generalization of the split conformal prediction method we have already introduced, which reveals the basic statistical logic at play. We then describe stronger properties than marginal coverage, with a mix of positive results for various methods, and hardness results that show the limits of what is possible without more assumptions.

Part III of the book focuses on a broad range of different extensions to the conformal prediction methodology, including cross-validation based methods within the conformal framework, weighted versions of conformal prediction that allow us to move beyond the i.i.d. setting, online versions of conformal methods that are designed for streaming data, and computational shortcuts for conformal prediction. We also briefly cover additional topics such as variants of conformal prediction that can handle broader notions of risk, and connections with selective inference, multiple testing, and model aggregation—these topics are a sample of some recent work in the field, and are suggestive of the many directions for continued study.

Finally, in Part IV, we depart from our focus on predictive inference, and study the problem of distribution-free inference for a range of other questions: estimating a regression function, calibrating probability estimates, and testing conditional independence.

Bibliography

We refer the reader to the bibliography in Chapter 3 for references about the most common variants of conformal prediction and detailed history. Here, we will briefly mention some other textbooks and tutorials on conformal prediction. The first such book was *Algorithmic Learning in a Random World* by [Vovk et al. \[2005\]](#), which introduced the mathematical framework behind conformal prediction. More recent textbooks include [Shafer and Vovk \[2008\]](#), [Balasubramanian et al. \[2014\]](#), and [Angelopoulos et al. \[2022a\]](#). Turning to the specific algorithms in this section, split conformal prediction was first described in [Papadopoulos et al. \[2002\]](#), which also introduced the scaled residual score function; see also [Lei et al. \[2018\]](#). Lastly, the CQR score function is due to [Romano et al. \[2019\]](#), and the high-probability score is studied in [Sadinle et al. \[2019\]](#).

Chapter 2

Exchangeability and Permutations

In this chapter, we provide an introduction to the idea of exchangeability, which provides the core mathematical foundations of conformal prediction and many related methodologies. Exchangeability is a property of a sequence of random variables—informally, it expresses the idea that the sequence is equally likely to appear in any order. A formal definition is as follows:

Definition 2.1: Exchangeability

Let $Z_1, \dots, Z_n \in \mathcal{Z}$ be random variables with a joint distribution. We say that the random vector (Z_1, \dots, Z_n) is *exchangeable* if, for every permutation $\sigma \in \mathcal{S}_n$,

$$(Z_1, \dots, Z_n) \stackrel{d}{=} (Z_{\sigma(1)}, \dots, Z_{\sigma(n)}),$$

where $\stackrel{d}{=}$ denotes equality in distribution, and \mathcal{S}_n is the set of all permutations on $[n] := \{1, \dots, n\}$.

Similarly, let $Z_1, Z_2, \dots \in \mathcal{Z}$ be an infinite sequence of random variables with a joint distribution. We say that this infinite sequence is exchangeable if (Z_1, \dots, Z_n) is exchangeable for every $n \geq 1$.

The elements of an exchangeable sequence are identically distributed, but not necessarily independent. Exchangeability constrains the dependence structure so that all permutations are equally likely. Throughout this book, we might interchangeably say that a random vector (Z_1, \dots, Z_n) is exchangeable, or that the random variables Z_1, \dots, Z_n are exchangeable.

Exchangeability can arise in a broad range of scenarios. In particular, exchangeability of a sequence Z_1, \dots, Z_n arises in the following important special cases:

- If Z_1, \dots, Z_n are sampled uniformly without replacement from a finite set $\{z_1, \dots, z_N\} \subseteq \mathcal{Z}$.
- If Z_1, \dots, Z_n are drawn i.i.d. from a distribution P on \mathcal{Z} .

However, these common scenarios are far from exhaustive. As an intuitive example, consider a distribution on $Z_1, Z_2 \in \{0, 1\}$ defined by the probability mass function

$$p(0, 0) = p(1, 1) = \frac{1}{8}, \quad p(0, 1) = p(1, 0) = \frac{3}{8}.$$

This joint distribution is exchangeable, but cannot be expressed either via sampling without replacement or via i.i.d. sampling. It instead illustrates a different way that exchangeability can arise—any mixture of exchangeable distributions is itself an exchangeable distribution. Indeed, the above example can be derived as a mixture, where with probability $\frac{1}{2}$ we sample Z_1, Z_2 uniformly without replacement from the set $\{0, 1\}$, and with probability $\frac{1}{2}$ we draw Z_1, Z_2 i.i.d. from the Bernoulli(0.5) distribution.

2.1 Alternative characterizations of exchangeability

Exchangeability can be formally described in a number of different ways. Here, we give several characterizations of exchangeability of a random vector (Z_1, \dots, Z_n) , to help build intuition.

Symmetry of the joint density. Exchangeability can be characterized in a simple way if the random vector (Z_1, \dots, Z_n) is either discrete, or has a joint density. First, supposing \mathcal{Z} is a countable space so that the Z_i 's are discrete, let $p : \mathcal{Z}^n \rightarrow [0, 1]$ be the probability mass function for the joint distribution of (Z_1, \dots, Z_n) . Then this joint distribution is exchangeable if and only if

$$p(z_1, \dots, z_n) = p(z_{\sigma(1)}, \dots, z_{\sigma(n)}) \text{ for all } z_1, \dots, z_n \in \mathcal{Z} \text{ and for all } \sigma \in \mathcal{S}_n.$$

Analogously, if $\mathcal{Z} = \mathbb{R}$ and the random vector (Z_1, \dots, Z_n) has a joint density f (with respect to Lebesgue measure on \mathbb{R}^n), then this joint distribution is exchangeable if and only if

$$f(z_1, \dots, z_n) = f(z_{\sigma(1)}, \dots, z_{\sigma(n)}) \text{ for almost every } z_1, \dots, z_n \in \mathcal{Z} \text{ and for all } \sigma \in \mathcal{S}_n.$$

Conditioning on the order statistics. For this next interpretation, we will consider the special case of real-valued random variables, $\mathcal{Z} = \mathbb{R}$. In this setting, we define the order statistics $Z_{(1)} \leq \dots \leq Z_{(n)}$ as the sorted values of the vector (Z_1, \dots, Z_n) . In the simple setting where these n values are distinct almost surely, exchangeability implies that, conditioning on the order statistics, the random vector (Z_1, \dots, Z_n) is equally likely to be any one of the $n!$ many unique permutations of the order statistics. More generally, without assuming that the Z_i 's are necessarily distinct, we can calculate the distribution of (Z_1, \dots, Z_n) , conditional on the order statistics, as

$$(Z_1, \dots, Z_n) \mid (Z_{(1)}, \dots, Z_{(n)}) \sim \frac{1}{n!} \sum_{\sigma \in \mathcal{S}_n} \delta_{(Z_{(\sigma(1))}, \dots, Z_{(\sigma(n))})},$$

placing mass $\frac{1}{n!}$ on each of the $n!$ (potentially non-unique) possible orderings of the order statistics $(Z_{(1)}, \dots, Z_{(n)})$. To put it more simply, we can say that conditional on the unordered collection of values in the sequence, the order in which they appear is simply a random shuffle. (Here and throughout the book, we will use the notation δ_z to denote the delta function at a value z , i.e., the probability distribution that places probability 1 on the value z .)

We next highlight an important consequence of this equivalent characterization: under exchangeability of Z_1, \dots, Z_n , it must hold that

$$\mathbb{P}(Z_i \leq Z_{(k)}) \geq k/n. \tag{2.1}$$

for each index $i \in [n]$ and each rank $k \in [n]$ (see Fact 2.14 below).

Conditioning on the empirical distribution. In the real-valued setting discussed above, we saw that the exchangeable vector (Z_1, \dots, Z_n) can be viewed as a random permutation of the vector of order statistics, $(Z_{(1)}, \dots, Z_{(n)})$ —and in particular, each entry Z_i can therefore be viewed as a random draw from the values $Z_{(1)}, \dots, Z_{(n)}$. In fact, this intuition can be extended to the general setting, beyond the case $\mathcal{Z} = \mathbb{R}$. Define

$$\widehat{P}_n = \frac{1}{n} \sum_{i=1}^n \delta_{Z_i},$$

which is the empirical distribution of the random vector (Z_1, \dots, Z_n) . Informally, the following proposition tells us that each Z_i can be viewed as a draw from this empirical distribution.

Proposition 2.2

Let $(Z_1, \dots, Z_n) \in \mathcal{Z}^n$ be an exchangeable random vector, and let \widehat{P}_n be the empirical distribution of this vector. Then for all $i \in [n]$,

$$Z_i \mid \widehat{P}_n \sim \widehat{P}_n,$$

i.e., if we condition on \widehat{P}_n , then \widehat{P}_n is itself the conditional distribution of Z_i .

We conclude with the proof of Proposition 2.2.

Proof of Proposition 2.2

To calculate the conditional distribution of Z_i for each $i \in [n]$, we can equivalently compute the conditional probability of the event $Z_i \in A$, for any $A \subseteq \mathcal{Z}$. Below, we will verify that

$$\mathbb{P}(Z_n \in A \mid \widehat{P}_n) = \mathbb{P}(Z_i \in A \mid \widehat{P}_n), \quad (2.2)$$

for each $i \in [n]$. Assuming this holds, we then have

$$\begin{aligned} \mathbb{P}(Z_i \in A \mid \widehat{P}_n) &= \mathbb{P}(Z_n \in A \mid \widehat{P}_n) = \frac{1}{n} \sum_{i=1}^n \mathbb{P}(Z_i \in A \mid \widehat{P}_n) = \mathbb{E} \left[\frac{1}{n} \sum_{i=1}^n \mathbb{1}\{Z_i \in A\} \mid \widehat{P}_n \right] \\ &= \mathbb{E} \left[\widehat{P}_n(A) \mid \widehat{P}_n \right] = \widehat{P}_n(A), \end{aligned}$$

which proves the desired claim.

We now need to verify that (2.2) follows from exchangeability of the vector (Z_1, \dots, Z_n) . Informally, this is true because \widehat{P}_n is a symmetric function of the data. More formally, we define h as the function mapping a vector to its corresponding empirical distribution, i.e.,

$$h(z_1, \dots, z_n) = \frac{1}{n} \sum_{i=1}^n \delta_{z_i},$$

so that we have $h(Z_1, \dots, Z_n) = \widehat{P}_n$. Exchangeability of the data means that

$$(Z_1, \dots, Z_n) \stackrel{d}{=} (Z_{\sigma(1)}, \dots, Z_{\sigma(n)}), \quad (2.3)$$

which in turn implies that

$$(Z_n, h(Z_1, \dots, Z_n)) \stackrel{d}{=} (Z_{\sigma(n)}, h(Z_{\sigma(1)}, \dots, Z_{\sigma(n)})),$$

since we have applied the same function to the left-hand side and the right-hand side of (2.3). And, since h is a symmetric function, we have $h(Z_{\sigma(1)}, \dots, Z_{\sigma(n)}) = h(Z_1, \dots, Z_n)$, meaning that

$$(Z_n, h(Z_1, \dots, Z_n)) \stackrel{d}{=} (Z_{\sigma(n)}, h(Z_1, \dots, Z_n)),$$

or equivalently, $(Z_n, \widehat{P}_n) \stackrel{d}{=} (Z_{\sigma(n)}, \widehat{P}_n)$. In particular, choosing any σ for which $\sigma(n) = i$, we have

$$(Z_n, \widehat{P}_n) \stackrel{d}{=} (Z_i, \widehat{P}_n),$$

which verifies the claim (2.2) and thus completes the proof.

2.2 Permutation tests

Permutation tests are used in statistics for a wide range of different inference tasks, most of which are not related to the problem of prediction. Often, a permutation test can be expressed as testing the null hypothesis of exchangeability. To understand this, we will first define permutation testing in general and will examine its properties as a test of exchangeability, and then will give two concrete examples of commonly used permutation tests to reinterpret them within the framework of exchangeability.

Let \mathcal{P} be the set of all distributions on \mathcal{Z}^n , and let $\mathcal{P}_{\text{exch}} \subseteq \mathcal{P}$ be the subset of distributions for which

exchangeability is satisfied. Consider a random vector (Z_1, \dots, Z_n) drawn from some joint distribution P . We would like to perform a hypothesis test of

$$H_0 : P \in \mathcal{P}_{\text{exch}} \quad \text{versus} \quad H_1 : P \in \mathcal{P} \setminus \mathcal{P}_{\text{exch}}.$$

Before observing the data, we fix any function $T : \mathcal{Z}^n \rightarrow \mathbb{R}$, with the intuition that a large value of our test statistic $T(Z_1, \dots, Z_n)$ will indicate evidence against exchangeability. Then we define the quantity

$$p = \frac{\sum_{\sigma \in \mathcal{S}_n} \mathbb{1} \{T(Z_{\sigma(1)}, \dots, Z_{\sigma(n)}) \geq T(Z_1, \dots, Z_n)\}}{n!} \quad (2.4)$$

which compares the observed value of the test statistic, $T(Z_1, \dots, Z_n)$, against all possible values obtained via permutations of the data. (Note that the identity permutation, $\sigma = \text{Id}$, is one of the $n!$ many permutations included in the sum, and thus it is not possible for p to be smaller than $\frac{1}{n!}$.) The following well-known result shows that the quantity defined in (2.4) is a valid p-value for testing the null hypothesis of exchangeability.

Theorem 2.3

For any function $T : \mathcal{Z}^n \rightarrow \mathbb{R}$, the p-value p defined in (2.4) satisfies $\mathbb{P}_P(p \leq \tau) \leq \tau$ for all $\tau \in [0, 1]$ and all $P \in \mathcal{P}_{\text{exch}}$.

In many settings, it is common to avoid the computational burden of computing all $n!$ permutations by instead sampling a smaller number M of permutations uniformly at random, to obtain the p-value

$$p = \frac{1 + \sum_{m=1}^M \mathbb{1} \{T(Z_{\sigma_m(1)}, \dots, Z_{\sigma_m(n)}) \geq T(Z_1, \dots, Z_n)\}}{1 + M}. \quad (2.5)$$

This p-value is again valid against the null hypothesis of exchangeability:

Theorem 2.4

For any function $T : \mathcal{Z}^n \rightarrow \mathbb{R}$, the p-value p defined in (2.5) satisfies $\mathbb{P}_P(p \leq \tau) \leq \tau$ for all $\tau \in [0, 1]$ and all $P \in \mathcal{P}_{\text{exch}}$, where the probability is now taken with respect to both the random draw of $(Z_1, \dots, Z_n) \sim P$, and the permutations $\sigma_1, \dots, \sigma_M$ sampled uniformly at random (with replacement) from \mathcal{S}_n .

The “1+” term appearing in the numerator and denominator of the p-value p constructed in (2.5) is necessary for obtaining this validity result—indeed, without this correction, the event $p = 0$ could have nonzero probability under the null hypothesis.

2.2.1 Examples

To apply the permutation test, we need to specify a choice of the test statistic T . If the statistic captures the deviations from exchangeability that we expect may occur, then it will lead to a powerful test. We illustrate this with several common examples in the case of real-valued data, $\mathcal{Z} = \mathbb{R}$ —namely, testing for equality of distributions, and testing for outliers. Other common applications of permutation tests include testing stationarity of a time series and testing independence between two random variables.

Testing equality of distributions. Suppose that we have two independent samples from two potentially different distributions, with n_0 many draws from P_0 and $n_1 = n - n_0$ many draws from P_1 . Without loss of generality, we can take $Z_1, \dots, Z_{n_0} \stackrel{\text{i.i.d.}}{\sim} P_0$ and $Z_{n_0+1}, \dots, Z_n \stackrel{\text{i.i.d.}}{\sim} P_1$. If $P_0 = P_1$, then the Z_i 's are i.i.d. from a single shared distribution $P_0 = P_1$, and therefore exchangeability holds. If we conjecture that any potential difference between P_0 and P_1 would likely lead to a difference of means, we might choose the test statistic

$$T(z_1, \dots, z_n) = \left| \frac{1}{n_0} \sum_{i=1}^{n_0} z_i - \frac{1}{n_1} \sum_{i=n_0+1}^n z_i \right|,$$

the difference in the sample means. Alternatively, we might make a choice that is more agnostic to the type of difference between the two distributions,

$$T(z_1, \dots, z_n) = \sup_{v \in \mathbb{R}} \left| \frac{1}{n_0} \sum_{i=1}^{n_0} \mathbb{1}\{z_i \leq v\} - \frac{1}{n_1} \sum_{i=n_0+1}^n \mathbb{1}\{z_i \leq v\} \right|,$$

which measures the maximum difference between the two empirical cumulative distribution functions (CDFs). The latter is sometimes called the Kolmogorov–Smirnov statistic.

Testing if a new data point is an outlier. Next, suppose that we would like to test whether a particular data point—say, the last data point Z_n —is an outlier relative to the rest of the sequence. In fact, as we will see later on, this use of the permutation test is central to the development of conformal prediction.

For example, we might conjecture that Z_n is more likely to be unusually large relative to the other Z_i 's. In this case, we could consider the test statistic

$$T(z_1, \dots, z_n) = \sum_{i=1}^n \mathbb{1}\{z_n > z_i\},$$

which is large when the rank of the last value is large among the rest of the list. For this particular test statistic, the permutation test p-value can be simplified. Observe that

$$T(Z_{\sigma(1)}, \dots, Z_{\sigma(n)}) = \sum_{i=1}^n \mathbb{1}\{Z_{\sigma(n)} > Z_{\sigma(i)}\} = \sum_{i=1}^n \mathbb{1}\{Z_{\sigma(n)} > Z_i\},$$

which simply captures the position of $Z_{\sigma(n)}$ relative to the original (unpermuted) sequence Z_1, \dots, Z_n . Examining this quantity, we can then see that $T(Z_{\sigma(1)}, \dots, Z_{\sigma(n)}) \geq T(Z_1, \dots, Z_n)$ if and only if $Z_{\sigma(n)} \geq Z_n$, and therefore, the p-value can be simplified as

$$\begin{aligned} p &= \frac{\sum_{\sigma \in \mathcal{S}_n} \mathbb{1}\{T(Z_{\sigma(1)}, \dots, Z_{\sigma(n)}) \geq T(Z_1, \dots, Z_n)\}}{n!} = \frac{1}{n!} \sum_{\sigma \in \mathcal{S}_n} \mathbb{1}\{Z_{\sigma(n)} \geq Z_n\} \\ &= \frac{1}{n!} \sum_{i=1}^n \sum_{\sigma \in \mathcal{S}_n, \sigma(n)=i} \mathbb{1}\{Z_i \geq Z_n\} = \frac{1}{n} \sum_{i=1}^n \mathbb{1}\{Z_i \geq Z_n\}. \end{aligned}$$

Here the last step holds since, for each $i \in [n]$, there are exactly $(n-1)! = \frac{n!}{n}$ many permutations $\sigma \in \mathcal{S}_n$ for which $\sigma(n) = i$.

In fact, this example can be derived in a simpler way, without the terminology of permutation tests. By definition of p , we can verify that, for any $\tau \in [0, 1]$,

$$p = \frac{1}{n} \sum_{i=1}^n \mathbb{1}\{Z_i \geq Z_n\} \leq \tau \iff Z_n > Z_{(k)} \text{ for } k = \lceil (1-\tau)n \rceil.$$

By (2.1) we know that exchangeability of Z_1, \dots, Z_n implies that $\mathbb{P}(Z_n > Z_{(k)}) \leq 1 - k/n \leq \tau$, which directly verifies the validity of the p-value p . We state this result formally in the following corollary:

Corollary 2.5

Let $Z_1, \dots, Z_n \in \mathbb{R}$ be exchangeable. Then the quantity $p = \frac{\sum_{i=1}^n \mathbb{1}\{Z_i \geq Z_n\}}{n}$ is a valid p-value, i.e., $\mathbb{P}(p \leq \tau) \leq \tau$ for all $\tau \in [0, 1]$.

2.3 Proving validity of permutation tests

We next turn to building a theoretical understanding of permutation tests, within the framework of exchangeability. While the intuition behind permutation tests is very natural, here we will dive into the details that

underlie their validity so that we can build a strong foundation for more complex theoretical results that will arise later on. The proofs of Theorem 2.3 and Theorem 2.4 are similar, so we only give the proof of the first.

Proof of Theorem 2.3 (validity of the permutation p-value)

Step 1: a CDF inequality. First, for any $z \in \mathcal{Z}^n$, write $z_\sigma = (z_{\sigma(1)}, \dots, z_{\sigma(n)})$ to denote the permuted vector for any permutation $\sigma \in \mathcal{S}_n$. We define

$$F(v; z) = \frac{\sum_{\sigma \in \mathcal{S}_n} \mathbb{1}\{-T(z_\sigma) \leq v\}}{n!}.$$

We can observe that $F(\cdot; z)$ is the cumulative distribution function (CDF) for the distribution of the quantity $-T(z_\sigma)$, when $\sigma \in \mathcal{S}_n$ is drawn uniformly at random (while z is treated as fixed). We therefore have

$$\mathbb{P}_\sigma(F(-T(z_\sigma); z) \leq \tau) \leq \tau,$$

where the probability is taken with respect to $\sigma \in \mathcal{S}_n$ drawn uniformly at random, which is implied directly from the following basic property of CDFs:

$$\text{If the random variable } X \text{ has CDF } F, \text{ then } \mathbb{P}(F(X) \leq \tau) \leq \tau \text{ for all } \tau \in [0, 1]. \quad (2.6)$$

Step 2: using exchangeability. Now, we incorporate the exchangeability assumption on $Z = (Z_1, \dots, Z_n)$. For any *fixed* permutation $\sigma \in \mathcal{S}_n$, $Z \stackrel{d}{=} Z_\sigma$ by exchangeability; therefore it also holds that $Z \stackrel{d}{=} Z_\sigma$ when $\sigma \in \mathcal{S}_n$ is drawn uniformly at random (independently of Z).

Next, we observe that the p-value p defined in (2.4) is equal to $p = F(-T(Z); Z)$. Therefore,

$$\mathbb{P}(p \leq \tau) = \mathbb{P}(F(-T(Z); Z) \leq \tau) = \mathbb{P}(F(-T(Z_\sigma); Z_\sigma) \leq \tau) = \mathbb{P}(F(-T(Z_\sigma); Z) \leq \tau),$$

where the last two probabilities are calculated with respect to the distribution of both Z and the randomly drawn σ . Here the second equality holds since $Z \stackrel{d}{=} Z_\sigma$, while the last step holds since $F(v; z) = F(v; z_\sigma)$ for any v, z , and σ , by construction. Finally, we know that $\mathbb{P}(F(-T(Z_\sigma); Z) \leq \tau \mid Z) \leq \tau$, almost surely, by Step 1, which implies that $\mathbb{P}(F(-T(Z_\sigma); Z) \leq \tau) \leq \tau$ by the tower law.

The key tool in this proof is the CDF of the *negative* values of the test statistic, i.e., $-T(Z)$ (and its permuted version, $-T(Z_\sigma)$). The reason for taking the negative is simply that the permutation test has a small p-value when $T(Z)$ is sufficiently large, while the CDF measures the probability of observing a value that is sufficiently small; by taking the negative, we can express the p-value as a CDF.

2.4 Appendix: order statistics, quantiles, and CDFs

In this section, we will give some additional background on some technical details in order to build a strong foundation for theoretical results later in this work. This section will contain definitions and key facts about quantities such as quantiles and CDFs, which provide some of the basic ingredients for studying exchangeability and developing conformal prediction methods.

The structure of the section is as follows. In Section 2.4.1, we state properties of order statistics, quantiles, and CDFs of lists that hold *deterministically*—i.e., for any list of numbers. In Section 2.4.2, we state implications of these properties under the assumption of exchangeability. Finally, in Section 2.4.3, we look at the quantile and CDF function again from a distributional perspective, as opposed to operating over finite lists.

2.4.1 Deterministic properties

Definitions. First, though we have referred to order statistics, CDFs, and quantiles informally throughout this chapter, we now define them rigorously for a list of real numbers, $z = (z_1, \dots, z_n)$. We emphasize that, for the moment, we are treating the z_i 's as fixed values rather than random variables.

Definition 2.6: Order statistics of a finite list

Let $k \in [n]$. Then the k th order statistic of $z \in \mathbb{R}^n$, written as $z_{(k)}$, is defined as

$$z_{(k)} = \inf \left\{ v : \sum_{i=1}^n \mathbb{1}\{z_i \leq v\} \geq k \right\}.$$

The order statistics $z_{(1)} \leq \dots \leq z_{(n)}$ simply rearrange the values of z into nondecreasing order. The k th order statistic of z is always uniquely defined, although its value may occur more than once in the list in the case of ties. For example, in the vector $(3, 2, 1, 2)$, the order statistics are $z_{(1)} = 1$, $z_{(2)} = z_{(3)} = 2$, and $z_{(4)} = 3$.

Definition 2.7: CDF of a finite list

The CDF of $z \in \mathbb{R}^n$ is the function $\hat{F}_z : \mathbb{R} \rightarrow [0, 1]$ defined as

$$\hat{F}_z(v) = \frac{1}{n} \sum_{i=1}^n \mathbb{1}\{z_i \leq v\}.$$

The CDF evaluated at v is the fraction of data points z_1, \dots, z_n that lie at or below the value v . For convenience, we define $\hat{F}_z(-\infty) = 0$ and $\hat{F}_z(+\infty) = 1$.

Definition 2.8: Quantile of a finite list

For any $\tau \in [0, 1]$, the τ -quantile of $z \in \mathbb{R}^n$ is defined as

$$\text{Quantile}(z; \tau) = \inf \left\{ v : \hat{F}_z(v) \geq \tau \right\}.$$

In other words, the τ -quantile is the smallest value v such that a fraction τ of the data points lie at or below the value v . (Note that, at $\tau = 0$, the quantile is given by $-\infty$.)

Conversions between order statistics, quantiles, and CDFs. Order statistics, quantiles, and CDFs are intimately related. One can see them intuitively as different parameterizations of the exact same core concept: counting the number of data points falling below some value. As we will see below, the order statistics and quantiles of a finite list are essentially equivalent. Furthermore, the CDF is approximately the inverse of the quantile function when z does not contain repeated values (and when it does, it provides a bound on the inverse). We describe these conversions here.

Fact 2.9: Conversion between order statistics and quantiles.

For any $z \in \mathbb{R}^n$, for all $\tau \in (0, 1]$,

$$z_{(\lceil \tau n \rceil)} = \text{Quantile}(z; \tau).$$

Fact 2.10: Conversion between order statistics and CDFs.

For any $z \in \mathbb{R}^n$, for all $k \in [n]$,

$$\hat{F}_z(z_{(k)}) \geq \frac{k}{n},$$

with equality in the case that all elements of z are distinct.

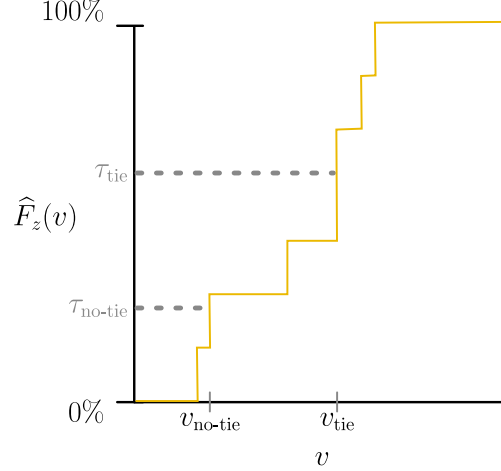


Figure 2.1: **An illustration of two quantiles chosen on the CDF.** It can be seen that when there are ties, it results in a jump in the CDF, so $\widehat{F}_z(v_{\text{tie}})$ is much larger than τ_{tie} . However, when there are no ties, the gap is bounded; i.e., $\tau_{\text{no-tie}} \leq \widehat{F}_z(v_{\text{no-tie}}) \leq \tau_{\text{no-tie}} + 1/n$.

Fact 2.11: Conversion between quantiles and CDFs.

The following equivalences hold for any $z \in \mathbb{R}^n$:

- (i) $\widehat{F}_z(v) = \sup\{\tau : \text{Quantile}(z; \tau) \leq v\}$ for all $v \in \mathbb{R}$;
- (ii) $\text{Quantile}(z; \widehat{F}_z(v)) \leq v$ for all $v \in \mathbb{R}$;
- (iii) $\widehat{F}_z(\text{Quantile}(z; \tau)) \geq \tau$ for all $\tau \in [0, 1]$;

and furthermore, as a special case of (iii),

- (iv) If all elements of z are distinct, $\widehat{F}_z(\text{Quantile}(z; \tau)) = \lceil \frac{\tau n}{n} \rceil$ for all $\tau \in [0, 1]$.

Figure 2.1 illustrates parts (iii) and (iv) of this last fact—when there are no ties between values of z , Fact 2.11(iv) ensures that the CDF is approximately equal to τ at the τ -quantile—namely, $\tau \leq \widehat{F}_z(\text{Quantile}(z; \tau)) \leq \tau + 1/n$. In contrast, in the presence of ties, the value of the CDF at the τ -quantile may be substantially larger than τ .

Translations and transformations. What happens to the order statistics, quantiles, and CDFs when we take transformations of z ? Here we show what happens when we take monotone transformations, when we take the negative, and perhaps most importantly, when we permute. We begin with the invariance to monotone transformations.

Fact 2.12

Let $f : \mathbb{R} \rightarrow \mathbb{R}$ be a monotone nondecreasing function. Furthermore, for $z \in \mathbb{R}^n$, let $f(z) \in \mathbb{R}^n$ denote the elementwise application of f to z . Then,

- (i) For all $k \in [n]$, $f(z)_{(k)} = f(z_{(k)})$.
- (ii) For all $\tau \in (0, 1)$, $\text{Quantile}(f(z); \tau) = f(\text{Quantile}(z; \tau))$.
- (iii) If additionally f is a strictly increasing function, then for all $v \in \mathbb{R}$, $\widehat{F}_{f(z)}(v) = \widehat{F}_z(f^{-1}(v))$.

Next, we consider permutations of z . From the perspective of this book, this is the most important property of quantiles and CDFs.

Fact 2.13

For any vector $z \in \mathbb{R}^n$ and any permutation σ on $[n]$, let $z_\sigma = (z_{\sigma(1)}, \dots, z_{\sigma(n)})$, i.e., the entries of z are permuted according to σ . We have that

- (i) For all $k \in [n]$, $(z_\sigma)_{(k)} = z_{(k)}$.
- (ii) For all $\tau \in [0, 1]$, $\text{Quantile}(z_\sigma; \tau) = \text{Quantile}(z; \tau)$.
- (iii) For all $v \in \mathbb{R}$, $\widehat{F}_{z_\sigma}(v) = \widehat{F}_z(v)$.

In other words, this fact tells us that the order statistics, quantiles, and CDF of a vector z are all unchanged when we permute the vector.

2.4.2 Properties under exchangeability

The deterministic properties above can be directly translated into probabilistic equalities and inequalities, when applied to an exchangeable random vector. We will state the most important of these here.

Fact 2.14

Assume $Z \in \mathbb{R}^n$ is exchangeable, and fix any $i \in [n]$. Then we have that

- (i) For any $k \in [n]$, $\mathbb{P}(Z_i \leq Z_{(k)}) \geq k/n$ and $\mathbb{P}(Z_i < Z_{(k)}) \leq (k-1)/n$.
- (ii) For all $\tau \in [0, 1]$, $\mathbb{P}(Z_i \leq \text{Quantile}(Z; \tau)) \geq \tau$ and, if $\tau > 0$, $\mathbb{P}(Z_i < \text{Quantile}(Z; \tau)) < \tau$.
- (iii) For all $\tau \in [0, 1]$, $\mathbb{P}(\widehat{F}_Z(Z_i) \leq \tau) \leq \tau$ and $\mathbb{P}(\widehat{F}_Z(Z_i) \geq \tau) \geq 1 - \tau$.

Furthermore, if all elements of Z are distinct with probability 1,

- (iv) For any $k \in [n]$, $\mathbb{P}(Z_i \leq Z_{(k)}) = k/n$.
- (v) For all $\tau \in [0, 1]$, $\mathbb{P}(Z_i \leq \text{Quantile}(Z; \tau)) = \frac{\lceil n\tau \rceil}{n}$.
- (vi) For all $\tau \in [0, 1]$, $\mathbb{P}(\widehat{F}_Z(Z_i) \leq \tau) = \frac{\lfloor n\tau \rfloor}{n}$.

Note in particular that Fact 2.14 is closely connected to the result of Corollary 2.5 above, which establishes that $p = \frac{\sum_{i=1}^n \mathbb{1}\{Z_i \geq Z_n\}}{n}$ satisfies $\mathbb{P}(p \leq \tau) \leq \tau$ when $Z \in \mathbb{R}^n$ is exchangeable. This result can be derived as a consequence of the first part of Fact 2.14(i) (applied with $i = n$), since $p > \tau$ holds if and only if $Z_n \leq Z_{(k)}$, for $k = \lceil (1 - \tau)n \rceil$.

2.4.3 A distributional view

It is more common to define quantiles of distributions, rather than of lists or sequences. For a distribution P on \mathbb{R} , for any $\tau \in [0, 1]$ the τ -quantile of the distribution P is defined as

$$\text{Quantile}(P; \tau) = \inf\{x \in \mathbb{R} : \mathbb{P}_P(X \leq x) \geq \tau\}.$$

If F is the CDF of the distribution P , we will sometimes equivalently write $\text{Quantile}(F; \tau)$. (Note that the quantile at $\tau = 0$ will always be $-\infty$; on the other hand, the quantile at $\tau = 1$ will be finite if the support of P is bounded from above, or will be $+\infty$ otherwise.)

In fact, in the setting of a finite list, this distributional definition of the quantile is equivalent to the earlier Definition 2.8: if we take the empirical distribution of the vector $z = (z_1, \dots, z_n)$,

$$\frac{1}{n} \sum_{i=1}^n \delta_{z_i},$$

then

$$\text{Quantile}(z; \tau) = \text{Quantile}\left(\frac{1}{n} \sum_{i=1}^n \delta_{z_i}; \tau\right).$$

Similarly, \widehat{F}_z is the CDF of the empirical distribution $\frac{1}{n} \sum_{i=1}^n \delta_{z_i}$. This distribution-based representation will be important throughout later chapters.

Bibliography

Exchangeability as a statistical tool was first studied by [De Finetti \[1929\]](#), although some sources attribute its roots to early philosophical work in logic [[Johnson, 1924](#)]. It is well known that any mixture of exchangeable distributions is exchangeable; the most well-known result of de Finetti is the converse of this fact. In other words, any infinite exchangeable distribution can be represented as a mixture of i.i.d. distributions. This was first proved by de Finetti for the binary setting $\mathcal{Z} = \{0, 1\}$. Many authors have extended this result to broader settings (e.g., any standard Borel space \mathcal{Z}), most notably by [Hewitt and Savage \[1955\]](#), but with many recent advances in the literature as well. While the theorem does not hold in the finite setting, approximate versions of the result can be established, namely, [Diaconis and Freedman \[1980\]](#)'s well-known result showing that, if Z_1, \dots, Z_n can be embedded into a longer exchangeable sequence Z_1, \dots, Z_m for $m \gg n$, then its distribution can be approximated as a mixture of i.i.d. distributions.

Permutation tests have been core objects of study in statistics since at least the time of Fisher's randomized experiments, including the famous 'Lady Tasting Tea' [[Fisher et al., 1956](#)]. The permutation test as we know it today as a significance test for arbitrary distributions was formalized by [Pitman \[1937\]](#). Since the advent of powerful computers, permutation tests have become a practical solution for testing nonparametric null hypotheses, and thus their popularity has grown [[Ernst, 2004](#)]. Critical to the practical use of permutation tests was the development of the randomized test by [Dwass \[1957\]](#). In the work of Dwass and throughout the late 20th century, the randomized permutation p-value was simply seen as an estimate of the quantity computed on all $n!$ permutations. Thus, it was common to calculate estimates of the p-value which can be appropriate asymptotically—essentially, this amounts to removing the '+1' in (2.5). However, it was pointed out by [Phipson and Smyth \[2010\]](#) that this strategy can lead to extreme violations of the Type I error rate in finite samples, and the exact test (i.e., adding the '+1') has much better practical performance (this was likely known to some beforehand as well, as the '+1' does also appear in [Lehmann et al. \[1986\]](#)). The literature on permutation tests and other randomization tests has since developed significantly, and several generalizations have been proposed, e.g., to arbitrary groups [[Hemerik and Goeman, 2021](#), [Besag and Clifford, 1989](#)], to dependent data generated by Markov chains [[Besag and Clifford, 1989](#)], and to incorporate sampling weights [[Harrison, 2012](#)]. Other work in the area includes efficient subroutines for their computation [[Koning and Hemerik, 2022](#)] and the study of the optimality of the permutation test, e.g., in the minimax setting [[Kim et al., 2022](#)]. There are several good reference books for learning about permutation tests, including [Lehmann et al. \[1986\]](#). A proof of the sampled permutation p-value is available in [Hemerik and Goeman \[2018\]](#), and an earlier copy is not known to the authors of this book, although the result itself was well-known beforehand.

Part II

Conformal Prediction

Chapter 3

Conformal Prediction Under Exchangeability

This chapter begins Part II of the book, where we introduce conformal prediction, examine the ideas underlying its construction, and study its theoretical properties—its statistical guarantees, both under exchangeability and under stronger assumptions, and the hardness results that capture its limitations.

The goal of this first chapter is to provide the reader with a theoretical understanding of the conformal prediction method. We will make a connection to exchangeability, which is at the core of the conformal prediction framework. This chapter aims to provide both an understanding of how conformal prediction works and also why it works.

3.1 Setting: data points, datasets, and scores

We begin with an exchangeable sequence of data points, $(X_1, Y_1), \dots, (X_{n+1}, Y_{n+1})$. As before, we will refer to $X_i \in \mathcal{X}$ as the feature and $Y_i \in \mathcal{Y}$ as the response, for the i th data point $(X_i, Y_i) \in \mathcal{X} \times \mathcal{Y}$. In the setting of a prediction problem, the final response value Y_{n+1} is unobserved—this is the value that we are trying to predict, given the training data points $(X_1, Y_1), \dots, (X_n, Y_n)$ and the test feature X_{n+1} . Throughout the book, we generally refer to random variables with uppercase letters and fixed values with lowercase letters.

Conformal prediction constructs prediction sets $\mathcal{C}(X_{n+1}) \subseteq \mathcal{Y}$ that satisfy marginal predictive coverage at level $1 - \alpha$, that is, $\mathbb{P}(Y_{n+1} \in \mathcal{C}(X_{n+1})) \geq 1 - \alpha$. The set will be constructed using a score function s —this is a function that maps a data point $(x, y) \in \mathcal{X} \times \mathcal{Y}$ and a dataset $\mathcal{D} \in (\mathcal{X} \times \mathcal{Y})^k$ (for any number k of data points) to a real value, $s((x, y); \mathcal{D}) \in \mathbb{R}$. The reader should think of the score $s((x, y); \mathcal{D})$ as a measure of a model’s error on a single test point (x, y) after training the model on the dataset \mathcal{D} . A motivating example of a score function is the residual score,

$$s((x, y); \mathcal{D}) = |y - \hat{f}(x; \mathcal{D})|, \quad (3.1)$$

where $\hat{f}(x; \mathcal{D})$ is the prediction of a model trained on \mathcal{D} when given a feature x as input. Note that this score is large when the model is badly wrong in its prediction. This will be true for all scores used in this book: a high value of the score $s((x, y); \mathcal{D})$ indicates that the value y is far from what the model would have predicted given x , after training on the data contained in \mathcal{D} .

Throughout Part II of the book, we require that the score function is *symmetric*, meaning it is invariant to permutations of the dataset \mathcal{D} :

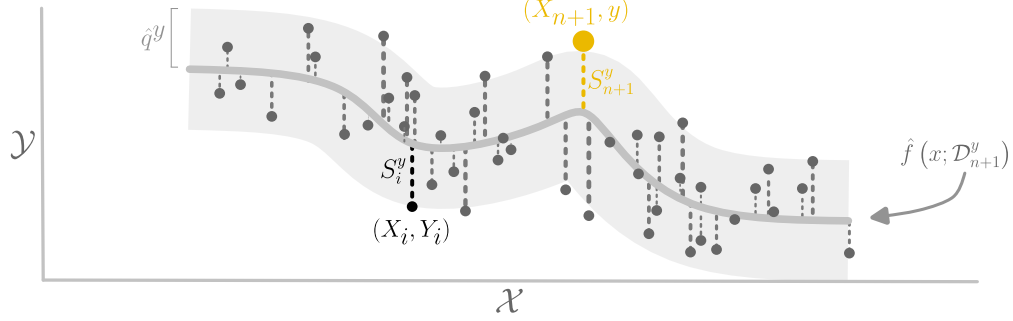


Figure 3.1: **Illustration of notation for a single hypothesized response y .** This figure illustrates the definitions of Section 3.2. Each of the dark gray dots is a data point, (X_i, Y_i) . The larger yellow dot is the hypothesized test point (X_{n+1}, y) . The regression model $\hat{f}(x; \mathcal{D}_{n+1}^y)$ is shown as a gray curve. Each score, S_i^y , is shown as a dotted line, representing the residual score as defined in (3.1)—i.e., the absolute residual of the model $\hat{f}(x; \mathcal{D}^y)$ on the point (X_i, Y_i) (or (X_{n+1}, y) , for the case $i = n + 1$). The quantile \hat{q}^y is defined as in (3.3).

Definition 3.1: Symmetric score function

A score function s is *symmetric* if for any data point $(x, y) \in \mathcal{X} \times \mathcal{Y}$, any dataset $\mathcal{D} \in (\mathcal{X} \times \mathcal{Y})^k$, and any permutation σ on $[k]$, we have the deterministic equality

$$s((x, y); \mathcal{D}) = s((x, y); \mathcal{D}_\sigma).$$

Here, given a permutation σ , we use the notation \mathcal{D}_σ to refer to the dataset whose elements are permuted by σ , i.e., the i th element of \mathcal{D}_σ is given by the $\sigma(i)$ th element of \mathcal{D} . In the case of the residual score in (3.1), symmetry implies that the fitted model $\hat{f}(\cdot; \mathcal{D})$ is trained using some learning algorithm that is itself symmetric, i.e., it does not depend on the ordering of the data points in \mathcal{D} .

3.2 The full conformal prediction procedure

We next describe the *full conformal prediction* procedure, which generalizes the split conformal procedure from Chapter 1.2. At a high level, the prediction sets are constructed by inverting the score function s to identify possible values $y \in \mathcal{Y}$ for the response Y_{n+1} that agree (or *conform*) with the trends observed in the available data.

To make this precise, we will need a few definitions. Let $\mathcal{D}_n = ((X_1, Y_1), \dots, (X_n, Y_n)) \in (\mathcal{X} \times \mathcal{Y})^n$ be the dataset containing the n training points, and let $\mathcal{D}_{n+1} = ((X_1, Y_1), \dots, (X_n, Y_n), (X_{n+1}, Y_{n+1})) \in (\mathcal{X} \times \mathcal{Y})^{n+1}$ be the same with the test point (X_{n+1}, Y_{n+1}) also included. For each $y \in \mathcal{Y}$, we also define the *augmented dataset* $\mathcal{D}_{n+1}^y = ((X_1, Y_1), \dots, (X_n, Y_n), (X_{n+1}, y)) \in (\mathcal{X} \times \mathcal{Y})^{n+1}$, consisting of the n training data points together with an additional point (X_{n+1}, y) . This last element of \mathcal{D}_{n+1}^y is the *hypothesized test point*, where we substitute a hypothesized value y in place of the unknown test response value Y_{n+1} . In the special case $y = Y_{n+1}$, this simply reduces to the combined training-and-test dataset \mathcal{D}_{n+1} —that is, $\mathcal{D}_{n+1}^{Y_{n+1}} = \mathcal{D}_{n+1}$.

Next, as shorthand, we use the notation S_i^y to refer to the score for the i th data point within the augmented dataset \mathcal{D}_{n+1}^y , using our score function s —that is, for the n training points $(X_1, Y_1), \dots, (X_n, Y_n)$, we have scores

$$S_i^y = s((X_i, Y_i); \mathcal{D}_{n+1}^y), \quad i = 1, \dots, n,$$

while for the hypothesized test point (X_{n+1}, y) we have the score

$$S_{n+1}^y = s((X_{n+1}, y); \mathcal{D}_{n+1}^y).$$

Note that all these scores are computed with a model trained on the augmented dataset \mathcal{D}_{n+1}^y —the hypothesized test point (X_{n+1}, y) has been included in the training process. See Figure 3.1 for a visual illustration of all these quantities in the context of the residual score (3.1).

With this notation in place, we are now ready to define the full conformal prediction set. At a high level, when the conformal score S_{n+1}^y is large compared to S_1^y, \dots, S_n^y , then the hypothesized response y is inconsistent with the data, and should therefore be excluded from the prediction set $\mathcal{C}(X_{n+1})$. To construct $\mathcal{C}(X_{n+1})$, then, we simply take the set of all y which are consistent with the data—that is, those that yield sufficiently small scores:

$$\mathcal{C}(X_{n+1}) = \{y : S_{n+1}^y \leq \hat{q}^y\}, \quad (3.2)$$

where

$$\hat{q}^y = \text{Quantile}(S_1^y, \dots, S_n^y; (1 - \alpha)(1 + 1/n)). \quad (3.3)$$

When \mathcal{Y} is discrete, we can iterate through each value of y to construct the set in (3.2). On the other hand, when \mathcal{Y} is continuous, it may seem at first that (3.2) is impossible to construct in practice—we will return to the question of computation in Section 9.2, where we will give efficient algorithms for computing full conformal prediction sets.

The quantity \hat{q}^y is often referred to as the *conformal quantile*—it is the threshold below which S_{n+1}^y is considered small enough to “conform” with the given data. Collecting all such values y into the set $\mathcal{C}(X_{n+1})$ results in a guarantee of marginal coverage:

Theorem 3.2: Marginal coverage guarantee of conformal prediction

Suppose that $(X_1, Y_1), \dots, (X_{n+1}, Y_{n+1})$ are exchangeable and that s is a symmetric score function. Then the prediction set $\mathcal{C}(X_{n+1})$ defined in (3.2) satisfies the marginal coverage guarantee,

$$\mathbb{P}(Y_{n+1} \in \mathcal{C}(X_{n+1})) \geq 1 - \alpha.$$

We will prove Theorem 3.2 in multiple ways in the subsequent sections of this chapter. We emphasize that the coverage property above is *marginal*, in the sense that it holds on average over the distribution of the entire dataset—both the training set \mathcal{D}_n (which is used to construct the prediction sets) and the test point (X_{n+1}, Y_{n+1}) . See Chapter 4 for a detailed discussion of this point.

For concreteness, we also give an algorithmic description of full conformal prediction in Algorithm 3.3, along with an illustration of the procedure in Figure 3.2.

Algorithm 3.3: Full conformal prediction

1. Input training data $(X_1, Y_1), \dots, (X_n, Y_n)$, test point X_{n+1} , target coverage level $1 - \alpha$, conformal score function s .
2. For each possible response value $y \in \mathcal{Y}$,
 - (a) Compute the conformal score $S_i^y = s((X_i, Y_i); \mathcal{D}_{n+1}^y)$, for all $i \in 1, \dots, n$.
 - (b) Compute the conformal score for the hypothesized test point, $S_{n+1}^y = s((X_{n+1}, y); \mathcal{D}_{n+1}^y)$.
 - (c) Compute the conformal quantile $\hat{q}^y = \text{Quantile}(S_1^y, \dots, S_n^y; (1 - \alpha)(1 + 1/n))$.
3. Return the prediction set $\mathcal{C}(X_{n+1}) = \{y \in \mathcal{Y} : S_{n+1}^y \leq \hat{q}^y\}$.

Note that, for a small sample size n , the quantile level $(1 - \alpha)(1 + 1/n)$ appearing in Algorithm 3.3 may in fact be > 1 ; here and throughout the book, we will take the convention that, for any $\tau > 1$, $\text{Quantile}(z; \tau) = +\infty$ for any vector z , and similarly $\text{Quantile}(P; \tau) = +\infty$ for any distribution P . In the case where $(1 - \alpha)(1 + 1/n) > 1$, the conformal prediction algorithm would therefore return the full response space, $\mathcal{C}(X_{n+1}) = \mathcal{Y}$, for any test point X_{n+1} .

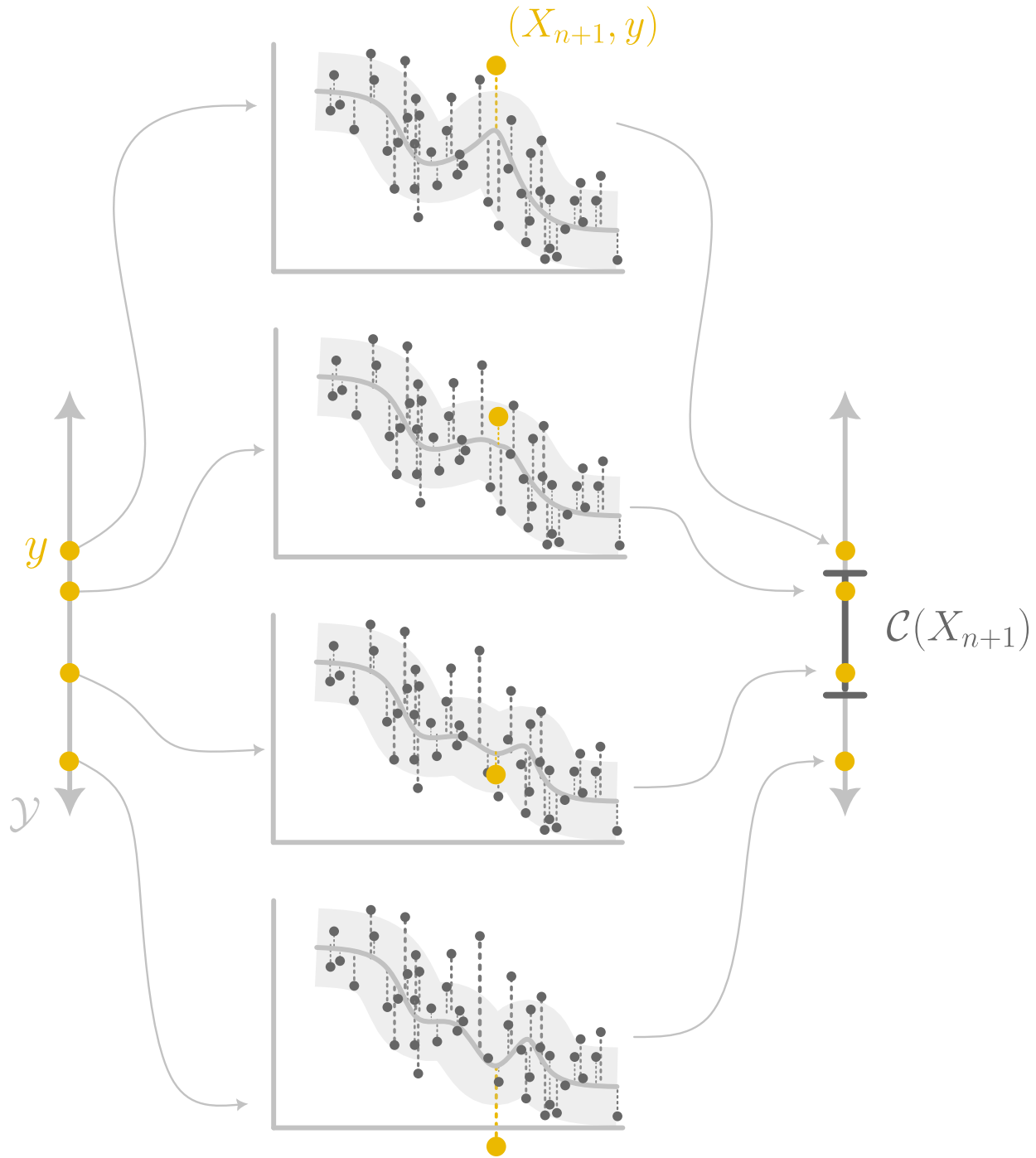


Figure 3.2: **An illustration of full conformal prediction** with the residual score function. On the left-hand side are four hypothesized response values y , i.e., four distinct iterations of the “For” loop in Algorithm 3.3. In the center, for each possible value y of the response, we display a smaller version of the plot in Figure 3.1. Note that each center figure has a different fitted function $\hat{f}(\cdot; \mathcal{D}_{n+1}^y)$, since changing the value y has an effect on the regression function. For each value of y , the width of the gray shaded band indicates the conformal quantile \hat{q}^y , as in Figure 3.1. Finally, on the right-hand side, the final prediction set $\mathcal{C}(X_{n+1})$ is shown in dark gray. The set contains all hypothesized response values y whose residuals are no larger than the conformal quantile \hat{q}^y —that is, all values of y for which the yellow data point, denoting (X_{n+1}, y) , lies within the gray band.

3.2.1 The score function

When implementing full conformal prediction, how do we choose a score function $s = s((x, y); \mathcal{D})$? The score function is a measure of the agreement between y and x , typically based on a model that was fit using data \mathcal{D} . There are many sensible ways to instantiate this broad intuition, and we outlined four examples in Section 1.3. (Those examples were presented for the special case of split conformal, but the same constructions are suitable for full conformal prediction as well.) We emphasize that correct marginal coverage will hold *for any symmetric score function*, as stated in Theorem 3.2. The idea is that no matter how good or bad our models are, one can always make the sets wide enough to contain test points with at least the desired probability $1 - \alpha$ (for example, by taking the set to be all of \mathcal{Y}). In other words, coverage will always hold, but the choice of score function affects the shape of the sets.

The essential logic behind conformal prediction is that we include a point y in the prediction set when $s((X_{n+1}, y); \mathcal{D}_{n+1}^y)$ is sufficiently small (given the test feature X_{n+1}). In other words, when choosing the conformal score function s , we are implicitly defining what types of y values are sufficiently consistent with X_{n+1} , given the trends we observe in the training data. In this way, the choice of score function affects the shape of the resulting prediction sets. For example, we saw in Section 1.3 that the residual score, the scaled residual score, and the CQR score all resulted in prediction sets with different shapes.

The changing shape of the prediction set, which results from the choice of conformal score, certainly affects the quality of the prediction sets. A more accurate model will naturally result in smaller, and therefore more informative, prediction sets—but even beyond this point, different choices of s can lead to vastly different shapes and behaviors in the resulting prediction sets. In Chapter 5, we will return to this point in more detail, examining the choice of the score function from a model-based theoretical perspective.

3.3 Why does conformal prediction guarantee coverage?

In this section, we will examine the marginal coverage guarantee of full conformal prediction (stated in Theorem 3.2).

To build an understanding of the idea behind the proof, let us first consider a naive procedure that does *not* guarantee coverage. Imagine that we have a model trained on data $\mathcal{D}_n = ((X_1, Y_1), \dots, (X_n, Y_n))$, and we want to predict a new response Y_{n+1} based on the covariate X_{n+1} for this test point. The scores $s((X_1, Y_1); \mathcal{D}_n), \dots, s((X_n, Y_n); \mathcal{D}_n)$ on the training data points might not be directly comparable to the test point's score, $s((X_{n+1}, Y_{n+1}); \mathcal{D}_n)$, since our model will likely overfit to the training data—that is, the test point score $s((X_{n+1}, Y_{n+1}); \mathcal{D}_n)$ would likely be higher than the others. Thus, if we were to use the $1 - \alpha$ quantile of the training scores, it would likely be too low to ensure the desired coverage probability for the test point.

However, if we could somehow include (X_{n+1}, Y_{n+1}) into the training set, we could avoid this issue—the score for the test point would have the same distribution as the calibration scores. This is where full conformal prediction comes into play: it trains on *all the data*, including the test point. This means the test point is treated exactly the same as the training instances, ensuring exchangeability: that is, defining scores

$$S_i = s((X_i, Y_i); \mathcal{D}_{n+1}) \tag{3.4}$$

for training points $i = 1, \dots, n$ as well as for test point $i = n + 1$, these scores *are* exchangeable (as we will verify formally below). Of course, computing these scores cannot be done in practice, since the test point's response value Y_{n+1} is unknown, and so we cannot train our model on the larger dataset \mathcal{D}_{n+1} . To get around this, conformal prediction's core idea is to consider including the data point (X_{n+1}, y) into the training set, for *each* possible value $y \in \mathcal{Y}$.

With this intuition in place, we are now ready to present our first proof of the marginal coverage property of full conformal prediction. We will give some alternative proofs and perspectives later on in Section 3.5.

Proof of Theorem 3.2

Step 1: A reformulation of the prediction set. Our first step will derive an equivalent definition of the prediction set $\mathcal{C}_n(X_{n+1})$. To do this, we will need a lemma:

Lemma 3.4: Replacement Lemma

Let $v_1, \dots, v_{n+1} \in \mathbb{R}$. Then for any $t \in [0, 1]$,

$$v_{n+1} \leq \text{Quantile}(v_1, \dots, v_{n+1}; t) \iff v_{n+1} \leq \text{Quantile}(v_1, \dots, v_n; t(1 + 1/n)).$$

Since by definition we have

$$\hat{q}^y = \text{Quantile}(S_1^y, \dots, S_n^y; (1 - \alpha)(1 + 1/n)),$$

for each $y \in \mathcal{Y}$, this lemma implies that

$$y \in \mathcal{C}(X_{n+1}) \iff S_{n+1}^y \leq \hat{q}^y \iff S_{n+1}^y \leq \text{Quantile}(S_1^y, \dots, S_n^y; 1 - \alpha).$$

In other words, the prediction set $\mathcal{C}(X_{n+1})$ can be constructed by comparing the test point score, S_{n+1}^y , against the $(1 - \alpha)$ -quantile of the *augmented* list of scores, S_1^y, \dots, S_n^y (i.e., this list includes the test point score S_{n+1}^y itself).

This therefore implies that the coverage event can equivalently be written as

$$Y_{n+1} \in \mathcal{C}(X_{n+1}) \iff S_{n+1} \leq \text{Quantile}(S_1, \dots, S_{n+1}; 1 - \alpha), \quad (3.5)$$

where the scores S_1, \dots, S_{n+1} are defined as in (3.4) above. From this point on, then, to establish the coverage guarantee, we only need to show that the event $S_{n+1} \leq \text{Quantile}(S_1, \dots, S_{n+1}; 1 - \alpha)$ holds with $\geq 1 - \alpha$ probability. This characterization leads right away to an important insight: the coverage guarantee will depend only on these scores S_1, \dots, S_{n+1} , which are values obtained when the model is fitted with $y = Y_{n+1}$, i.e., on the dataset $\mathcal{D}_{n+1} = ((X_1, Y_1), \dots, (X_n, Y_n), (X_{n+1}, Y_{n+1}))$. In other words, while running full conformal prediction requires us to train the model using values $y \neq Y_{n+1}$ (since we must train using each possible value $y \in \mathcal{Y}$), for the theoretical coverage guarantee these resulting scores are irrelevant.

Step 2: Exchangeability of scores when $y = Y_{n+1}$. Next, we show that the scores S_1, \dots, S_{n+1} are exchangeable, i.e., that they satisfy Definition 2.1. Towards that end, let σ be a permutation on $\{1, \dots, n+1\}$. Expanding our shorthand, recall that

$$S_i = s((X_i, Y_i); \mathcal{D}_{n+1}).$$

First, note that by the symmetry of the score function (Definition 3.1), it is deterministically true that $S_i = s((X_i, Y_i); \mathcal{D}_{n+1}) = s((X_i, Y_i); (\mathcal{D}_{n+1})_\sigma)$ for each i . In particular, this also holds for the index $\sigma(i)$, i.e.,

$$S_{\sigma(i)} = s((X_{\sigma(i)}, Y_{\sigma(i)}); (\mathcal{D}_{n+1})_\sigma).$$

Therefore, to prove that

$$(S_1, \dots, S_{n+1}) \stackrel{d}{=} (S_{\sigma(1)}, \dots, S_{\sigma(n+1)}) \quad (3.6)$$

it is equivalent to verify that

$$\left(s((X_i, Y_i); \mathcal{D}_{n+1}) \right)_{i \in [n+1]} \stackrel{d}{=} \left(s((X_{\sigma(i)}, Y_{\sigma(i)}); (\mathcal{D}_{n+1})_\sigma) \right)_{i \in [n+1]}. \quad (3.7)$$

But this last claim follows simply from exchangeability of the data: we have

$$\mathcal{D}_{n+1} \stackrel{d}{=} (\mathcal{D}_{n+1})_\sigma,$$

and the two vectors of scores in (3.7) are derived by applying the *same* function to \mathcal{D}_{n+1} (on the left-hand side) or to $(\mathcal{D}_{n+1})_\sigma$ (on the right-hand side).

Step 3: Completing the proof. By Step 2, we know that the scores S_1, \dots, S_{n+1} are exchangeable. Applying Fact 2.14(ii), this immediately implies

$$\mathbb{P}(S_{n+1} \leq \text{Quantile}(S_1, \dots, S_{n+1}; \tau)) \geq \tau$$

for any $\tau \in [0, 1]$. Choosing $\tau = 1 - \alpha$, by the equivalent characterization of coverage given in (3.5), this completes the proof.

Proof of Lemma 3.4

First, if $t > \frac{n}{n+1}$, the result holds trivially since $\text{Quantile}(v_1, \dots, v_{n+1}; t) = \max_{i \in [n+1]} v_i \geq v_{n+1}$, while $\text{Quantile}(v_1, \dots, v_n; t(1 + 1/n)) = +\infty$. From this point on, then, we will assume $t \leq \frac{n}{n+1}$ to avoid this trivial case.

Let $v_{(n;1)} \leq \dots \leq v_{(n;n)}$ be the order statistics of v_1, \dots, v_n , and let $v_{(n+1;1)} \leq \dots \leq v_{(n+1;n+1)}$ be the order statistics of v_1, \dots, v_{n+1} . Let $k = \lceil t(n+1) \rceil \in [n]$. Examining the definition of the quantile (see Section 2.4), we see that

$$\text{Quantile}(v_1, \dots, v_{n+1}; t) = v_{(n+1;k)}$$

and

$$\text{Quantile}(v_1, \dots, v_n; t(1 + 1/n)) = v_{(n;k)},$$

by definition. So, we need to verify that $v_{n+1} \leq v_{(n+1;k)}$ holds if and only if $v_{n+1} \leq v_{(n;k)}$.

First, by definition of the order statistics, we must have $v_{(n+1;k)} \leq v_{(n;k)}$ (i.e., the k th smallest entry in the list cannot increase if we add a new value to the list). Therefore,

$$v_{n+1} \leq v_{(n+1;k)} \implies v_{n+1} \leq v_{(n;k)}.$$

To verify the converse, suppose that $v_{n+1} > v_{(n+1;k)}$. In this case, we must have $v_{(n+1;k)} = v_{(n;k)}$, again by definition of the order statistics, and so we have

$$v_{n+1} > v_{(n+1;k)} \implies v_{n+1} > v_{(n;k)}.$$

3.4 Split conformal prediction as a special case

Split conformal prediction, which we previewed earlier in Chapter 1, is a variant of conformal prediction that uses data splitting to avoid the need to retrain the conformal score function s for each possible response value $y \in \mathcal{Y}$. It differs from full conformal prediction in two important ways, as summarized in Table 3.1.

Despite the large operational differences in the algorithms, split conformal prediction is a special case of the full conformal method presented in Algorithm 3.3. We formally describe the specialization now. Let us consider a *pretraining set* \mathcal{D}_{pre} , which is disjoint from $\mathcal{D}_n = ((X_1, Y_1), \dots, (X_n, Y_n))$. \mathcal{D}_{pre} is used exclusively for model training, while \mathcal{D}_n is used exclusively for calibrating a threshold for scores to define the prediction set $\mathcal{C}(X_{n+1})$ —consequently, in the context of split conformal, we will refer to \mathcal{D}_n as a *calibration set*, rather

Full Conformal	Split Conformal
All data used for both training and calibration	Disjoint datasets for training and calibration
Retrains the model for each value $y \in \mathcal{Y}$	No model retraining (requires only one model fit)
Requires a symmetric score function s	Works for any (pretrained) score function s

Table 3.1: Comparison of full and split conformal methods

than a training set. For example, in the context of a residual score (3.1), we can imagine a scenario where the predictive model \hat{f} was pretrained on earlier data, \mathcal{D}_{pre} , and we now have a calibration (or holdout) set \mathcal{D}_n consisting of n many *new* data points that we may use to quantify our uncertainty around \hat{f} . (Note that this differs from our earlier notation in Chapter 1 where we partitioned the n total available data points into a pretraining set of size $n/2$ and a calibration set of size $n/2$.)

More formally, continuing with the residual score as a concrete example, the residual score in the context of split conformal prediction is given by

$$s((x, y); \mathcal{D}) = \left| y - \hat{f}(x; \mathcal{D}_{\text{pre}}) \right|,$$

Since this does not depend on \mathcal{D} , we can simply write

$$s((x, y); \mathcal{D}) = s(x, y)$$

for any data point (x, y) , suppressing the unused argument \mathcal{D} in the notation. (Here we are treating the pretraining set \mathcal{D}_{pre} , and consequently also the prefitted regression function $\hat{f}(\cdot; \mathcal{D}_{\text{pre}})$, as fixed.) More generally, we can apply *any* method to the pretraining set to produce a pretrained score function—that is, we can use \mathcal{D}_{pre} arbitrarily to construct a score function $s : \mathcal{X} \times \mathcal{Y} \rightarrow \mathbb{R}$. In particular, since $s((x, y); \mathcal{D}) = s(x, y)$ does not depend on \mathcal{D} , trivially this is a symmetric score function.

Definition 3.5

Henceforth, *split conformal prediction* refers to the case where the score function $s((x, y); \mathcal{D})$ does not depend on \mathcal{D} . In this case, we write $s(x, y)$ as shorthand for $s((x, y); \mathcal{D})$.

With all this in mind, we can then construct the *split conformal prediction* set as

$$\mathcal{C}(X_{n+1}) = \{y : s(X_{n+1}, y) \leq \hat{q}\}, \quad (3.8)$$

where

$$\hat{q} = \text{Quantile}(S_1, \dots, S_n; (1 - \alpha)(1 + 1/n)),$$

and where we use the notation S_i as shorthand for $s(X_i, Y_i)$. Note that \hat{q} is equivalent to the threshold \hat{q}^y defined for full conformal in (3.3) (since the score function does not depend on the dataset, there is no dependence on y —i.e., $S_i = S_i^y$ for all y , and consequently, $\hat{q} = \hat{q}^y$ for all y).

An explicit algorithm for split conformal prediction is given in Algorithm 3.6. Note that it is simpler and more computationally efficient than Algorithm 3.3, and therefore used much more in practice.

Algorithm 3.6: Split conformal prediction

1. Input pretraining dataset \mathcal{D}_{pre} , calibration data $(X_1, Y_1), \dots, (X_n, Y_n)$, test point X_{n+1} , target coverage level $1 - \alpha$.
2. Using the pretraining dataset \mathcal{D}_{pre} , construct a conformal score function $s : \mathcal{X} \times \mathcal{Y} \rightarrow \mathbb{R}$.
3. Compute the conformal scores on the calibration set, $S_i = s(X_i, Y_i)$ for $i \in [n]$.
4. Compute the conformal quantile $\hat{q} = \text{Quantile}(S_1, \dots, S_n; (1 - \alpha)(1 + 1/n))$.
5. Return prediction set $\mathcal{C}(X_{n+1}) = \{y \in \mathcal{Y} : s(X_{n+1}, y) \leq \hat{q}\}$.

Again, because this is a special case of Algorithm 3.3, the marginal coverage guarantee of Theorem 3.2, which was stated for full conformal prediction, applies to the split conformal prediction procedure as well.

3.4.1 Exchangeability and split conformal: a closer look

There is a subtle difference in the interpretation of the conformal score in split versus full conformal prediction. In full conformal prediction, the scores S_1^y, \dots, S_{n+1}^y are computed on the augmented dataset, \mathcal{D}_{n+1}^y , using a score function trained on this same augmented dataset. Thus, in full conformal, verifying the exchangeability of $(S_1, \dots, S_{n+1}) = (S_1^{Y_{n+1}}, \dots, S_{n+1}^{Y_{n+1}})$ only relies on the exchangeability of $\mathcal{D}_{n+1} = \mathcal{D}_{n+1}^{Y_{n+1}}$. In contrast, for split conformal prediction, there are two datasets at play: the calibration set \mathcal{D}_n and the pretraining set \mathcal{D}_{pre} . The vector of scores (S_1, \dots, S_{n+1}) depends on *both* datasets. So, to establish exchangeability of the scores, we need to consider the additional randomness coming from \mathcal{D}_{pre} .

The most straightforward formal argument to justify split conformal prediction is to assume that \mathcal{D}_{pre} is independent of the calibration data and test point, i.e.,

$$((X_1, Y_1), \dots, (X_{n+1}, Y_{n+1})) \perp\!\!\!\perp \mathcal{D}_{\text{pre}} \text{ (and } (X_1, Y_1), \dots, (X_{n+1}, Y_{n+1}) \text{ are exchangeable).}$$

In that case, by conditioning on \mathcal{D}_{pre} , we can think of the score function $s : \mathcal{X} \times \mathcal{Y} \rightarrow \mathbb{R}$ (which was constructed based on \mathcal{D}_{pre}) as a *fixed* function—and therefore, exchangeability of $(X_1, Y_1), \dots, (X_{n+1}, Y_{n+1})$ directly implies exchangeability of the scores $s(X_1, Y_1), \dots, s(X_{n+1}, Y_{n+1})$.

More generally, however, to achieve marginal coverage coverage it is sufficient to assume a strictly weaker condition:

$$((X_1, Y_1), \dots, (X_{n+1}, Y_{n+1})) \mid \mathcal{D}_{\text{pre}} \text{ is exchangeable,}$$

i.e., $((X_1, Y_1), \dots, (X_{n+1}, Y_{n+1}))$ has an exchangeable conditional distribution (when conditioning on \mathcal{D}_{pre}). For instance, this assumption holds whenever the pretraining, calibration, and test data—i.e., the entire dataset $(\mathcal{D}_{\text{pre}}, \mathcal{D}_n, (X_{n+1}, Y_{n+1}))$, containing $n_{\text{pre}} + n + 1$ many data points—satisfies exchangeability.

3.4.2 Statistical versus computational efficiency for split and full conformal

In general, split conformal is far more computationally efficient than full conformal—for example, for the residual score (3.2.1), split conformal only needs to train one model $\hat{f}(\cdot; \mathcal{D}_{\text{pre}})$ (i.e., train on \mathcal{D}_{pre}), but full conformal needs to train $\hat{f}(\cdot; \mathcal{D}_{n+1}^y)$ for every possible value $y \in \mathcal{Y}$. On the other hand, as we will now explain, full conformal is more efficient in a statistical sense.

In practical implementations of these methods, it is common to use n to denote the *total* sample size of available data—that is, for split conformal, the pretraining set and the calibration set are taken to be disjoint subsets of the available dataset, and thus have a *combined* size of n . This means that the greatly improved computational efficiency of Algorithm 3.6 (split conformal) comes with a statistical cost: the pretraining set and the calibration set each have sample size smaller than n (say, $n/2$ data points each—as in our earlier notation, in Chapter 1), potentially leading to wider prediction intervals. In contrast, in Algorithm 3.3, full conformal prediction uses all n data points both for training (i.e., fitting a score function) and for calibration.

In this book, for consistency of notation across both split and full conformal prediction, we will continue to use n to denote the sample size of the calibration set in the case of split conformal, as in Algorithm 3.6. This notation reveals the way in which split conformal prediction can be viewed as a special case of full conformal prediction, and enables a more unified presentation of the theoretical results across these different variants of the method.

3.5 Reinterpretations of conformal prediction

In this section, we give some different interpretations of conformal prediction to give intuition about the procedure and connect it to standard ideas in statistics, such as permutation tests.

3.5.1 Conformal prediction as a permutation test

In this section, we formulate conformal prediction as a permutation test. In particular, it can be viewed as a test of whether (X_{n+1}, y) is an outlier relative to the other data points, $(X_1, Y_1), \dots, (X_n, Y_n)$, as in the last

example from Section 2.2.1. We will do this by defining the *conformal p-value*, which lets us build an explicit connection between constructing prediction sets and testing hypotheses.

Definition 3.7: The conformal p-value

Given training data $(X_1, Y_1), \dots, (X_n, Y_n)$, a test feature X_{n+1} , and a score function s , the conformal p-value is defined as

$$p^y = \frac{1 + \sum_{i=1}^n \mathbb{1}\{S_i^y \geq S_{n+1}^y\}}{n + 1}$$

for each $y \in \mathcal{Y}$, where as before,

$$S_i^y = s((X_i, Y_i); \mathcal{D}_{n+1}^y), \quad i \in [n], \quad S_{n+1}^y = s((X_{n+1}, y); \mathcal{D}_{n+1}^y).$$

This p-value is asking whether the hypothesized test point (X_{n+1}, y) appears to follow the same distribution as the training data $(X_1, Y_1), \dots, (X_n, Y_n)$ —if not, its score $s((X_{n+1}, y); \mathcal{D}_{n+1}^y)$ might be substantially larger than the other scores, and consequently its p-value p^y will likely be small. We can interpret p^y as a p-value testing the hypothesis of exchangeability of the data points $(X_1, Y_1), \dots, (X_n, Y_n), (X_{n+1}, y)$. We can then repeat this reasoning for every possible value $y \in \mathcal{Y}$, and collect all the plausible values (i.e., values y for which p^y is not too small) into a prediction set. It turns out that conformal prediction is exactly equivalent to this procedure:

Proposition 3.8

The full conformal prediction set $\mathcal{C}(X_{n+1})$ defined in (3.2) satisfies

$$\mathcal{C}(X_{n+1}) = \{y \in \mathcal{Y} : p^y > \alpha\},$$

where p^y is the conformal p-value (Definition 3.7).

Proof of Proposition 3.8

First, by definition of the full conformal prediction set,

$$y \notin \mathcal{C}(X_{n+1}) \iff S_{n+1}^y > \text{Quantile}(S_1^y, \dots, S_n^y; (1 - \alpha)(1 + 1/n)).$$

Next, by definition of the quantile of a finite list, for any $\tau \in [0, 1]$ and any $t \in \mathbb{R}$ it holds that

$$\text{Quantile}(S_1^y, \dots, S_n^y; \tau) < t \iff \sum_{i=1}^n \mathbb{1}\{S_i^y < t\} \geq n\tau.$$

Choosing $\tau = (1 - \alpha)(1 + 1/n)$, then, we have

$$y \notin \mathcal{C}(X_{n+1}) \iff \sum_{i=1}^n \mathbb{1}\{S_i^y < S_{n+1}^y\} \geq (1 - \alpha)(n + 1).$$

Finally, we return to the p-value: we calculate

$$p^y = \frac{1 + \sum_{i=1}^n \mathbb{1}\{S_i^y \geq S_{n+1}^y\}}{n + 1} = 1 - \frac{\sum_{i=1}^n \mathbb{1}\{S_i^y < S_{n+1}^y\}}{n + 1},$$

i.e., $p^y \leq \alpha$ if and only if $y \notin \mathcal{C}(X_{n+1})$, as desired.

So far, we have only established a deterministic result: for any dataset, the full conformal set can equivalently be constructed via the conformal p-value. Now we are ready to turn to the question of coverage. We will see

that p^y can be reinterpreted as the p-value for a permutation test, and then validity of permutation tests will imply the marginal coverage property of full conformal prediction.

Proof of Theorem 3.2 via permutation tests

For convenience, throughout this proof we will write $Z_i = (X_i, Y_i)$ for the i th data point, and will write $\mathcal{Z} = \mathcal{X} \times \mathcal{Y}$.

First we recall the permutation test p-value, developed in Section 2.2: given any test function $T : \mathcal{Z}^{n+1} \rightarrow \mathbb{R}$, we define

$$p_{\text{perm}} = \frac{\sum_{\sigma \in \mathcal{S}_{n+1}} \mathbb{1} \{T(Z_{\sigma(1)}, \dots, Z_{\sigma(n+1)}) \geq T(Z_1, \dots, Z_{n+1})\}}{(n+1)!},$$

where, as before, \mathcal{S}_{n+1} denotes the set of permutations on $[n+1] = \{1, \dots, n+1\}$. (Note that here, we are working with a vector of length $n+1$, rather than n as in the original definition of this p-value in (2.4).) If the combined training and test dataset (Z_1, \dots, Z_{n+1}) is indeed exchangeable, then we have $\mathbb{P}(p_{\text{perm}} \leq \alpha) \leq \alpha$, as established in Theorem 2.3.

To complete the proof, then, we will verify that

$$Y_{n+1} \in \mathcal{C}(X_{n+1}) \iff p_{\text{perm}} > \alpha,$$

when the test function T is chosen appropriately. In particular, in light of Proposition 3.8, it suffices to show that

$$p_{\text{perm}} = p^{Y_{n+1}}. \quad (3.9)$$

We will choose the test function T as

$$T(z_1, \dots, z_{n+1}) = s(z_{n+1}; (z_1, \dots, z_n)),$$

i.e., the score for the last data point z_{n+1} when trained on a dataset (z_1, \dots, z_n) . In particular, we can calculate the value of this test function on the permuted dataset $(Z_{\sigma(1)}, \dots, Z_{\sigma(n+1)})$ as

$$T(Z_{\sigma(1)}, \dots, Z_{\sigma(n+1)}) = s(Z_{\sigma(n+1)}; (\mathcal{D}_{n+1})_{\sigma}) = s(Z_{\sigma(n+1)}; \mathcal{D}_{n+1}) = S_{\sigma(n+1)},$$

where the first step holds since $(\mathcal{D}_{n+1})_{\sigma} = (Z_{\sigma(1)}, \dots, Z_{\sigma(n+1)})$ by definition, and the second step holds since s is assumed to be symmetric. Therefore,

$$p_{\text{perm}} = \frac{\sum_{\sigma \in \mathcal{S}_{n+1}} \mathbb{1} \{S_{\sigma(n+1)} \geq S_{n+1}\}}{(n+1)!} = \sum_{i=1}^{n+1} n! \cdot \frac{\mathbb{1} \{S_i \geq S_{n+1}\}}{(n+1)!},$$

where the last step holds since, for each $i \in [n+1]$, there are exactly $n!$ many permutations $\sigma \in \mathcal{S}_{n+1}$ for which $\sigma(n+1) = i$. After simplifying, we then have

$$p_{\text{perm}} = \frac{\sum_{i=1}^{n+1} \mathbb{1} \{S_i \geq S_{n+1}\}}{n+1} = \frac{1 + \sum_{i=1}^n \mathbb{1} \{S_i \geq S_{n+1}\}}{n+1} = p^{Y_{n+1}},$$

with the last step holding since $S_i = S_i^{Y_{n+1}}$ for all i by definition. This establishes (3.9) as desired.

3.5.2 Conditioning on the empirical distribution of the data

Another interpretation of conformal prediction is given by treating the dataset as an unordered collection of data points, and then using exchangeability to argue that the test point (X_{n+1}, Y_{n+1}) is equally likely to be any

one of these points. In particular, if each data point $(X_1, Y_1), \dots, (X_{n+1}, Y_{n+1})$ is distinct, then if we observe the unordered set of $n+1$ values (i.e., we observe the unordered set of data points $\{(X_1, Y_1), \dots, (X_{n+1}, Y_{n+1})\}$, but do not know which data value corresponds to which index $i \in [n+1]$), then the test point (X_{n+1}, Y_{n+1}) is equally likely to be any one of these $n+1$ values.

To formalize this type of conditional statement, given the dataset $\mathcal{D}_{n+1} = ((X_1, Y_1), \dots, (X_{n+1}, Y_{n+1}))$ containing the training data and test point, recalling our notation from Chapter 2, we define its empirical distribution as

$$\hat{P}_{n+1} = \frac{1}{n+1} \sum_{i=1}^{n+1} \delta_{(X_i, Y_i)}.$$

This is a discrete distribution on $\mathcal{X} \times \mathcal{Y}$, and in the case that the $n+1$ data points are distinct it can be simply defined by placing mass $\frac{1}{n+1}$ on each value that appears in the dataset. More generally, values that appear multiple times in the dataset will be given higher probability under this empirical distribution. The following proof makes critical use of Proposition 2.2, which tells us that due to the exchangeability of the dataset \mathcal{D}_{n+1} , after conditioning on the empirical distribution \hat{P}_{n+1} the distribution of the test point (X_{n+1}, Y_{n+1}) is equal to \hat{P}_{n+1} itself.

Proof of Theorem 3.2 via the empirical distribution of the data

First, since the score function s is assumed to be symmetric, note that $s(\cdot; \mathcal{D}_{n+1})$ depends on the dataset \mathcal{D}_{n+1} only via the empirical distribution \hat{P}_{n+1} . To emphasize this point, we will use the notation $s(\cdot; \hat{P}_{n+1})$ in place of $s(z; \mathcal{D}_{n+1})$ throughout the remainder of this proof. We will also write $Z_i = (X_i, Y_i)$ for the i th data point.

Let $h : \mathcal{Z} \rightarrow \mathbb{R}$ be any function. Conditioning on \hat{P}_{n+1} , by Proposition 2.2, the test point Z_{n+1} has distribution \hat{P}_{n+1} . This implies that, again conditioning on \hat{P}_{n+1} , the random variable $h(Z_{n+1})$ has distribution $\frac{1}{n+1} \sum_{i=1}^{n+1} \delta_{h(Z_i)}$. In particular,

$$\mathbb{P}\left(h(Z_{n+1}) \leq \text{Quantile}((h(Z_i))_{i \in [n+1]}; 1 - \alpha) \mid \hat{P}_{n+1}\right) \geq 1 - \alpha,$$

by definition of the quantile. Next, observe that since this calculation is carried out conditionally on \hat{P}_{n+1} , the same argument holds for a function h that depends on the empirical distribution \hat{P}_{n+1} as well as on a data point $z \in \mathcal{Z}$ —in particular, we can take $h(z) = s(z; \hat{P}_{n+1})$, to obtain

$$\mathbb{P}\left(s(Z_{n+1}; \hat{P}_{n+1}) \leq \text{Quantile}((s(Z_i; \hat{P}_{n+1}))_{i \in [n+1]}; 1 - \alpha) \mid \hat{P}_{n+1}\right) \geq 1 - \alpha.$$

Since $S_i = s(Z_i; \mathcal{D}_{n+1}) = s(Z_i; \hat{P}_{n+1})$ for each $i \in [n+1]$, by definition, we then have

$$\mathbb{P}(Y_{n+1} \in \mathcal{C}(X_{n+1}) \mid \hat{P}_{n+1}) = \mathbb{P}\left(S_{n+1} \leq \text{Quantile}(S_1, \dots, S_{n+1}; 1 - \alpha) \mid \hat{P}_{n+1}\right) \geq 1 - \alpha,$$

where the first step applies (3.5). Marginalizing over \hat{P}_{n+1} , we have proved the claim.

3.5.3 Tuning based on a plug-in estimate of the error rate

We next consider an especially simple and intuitive interpretation of split conformal prediction. Recall that in split conformal prediction, we work with a pretrained score function $s(x, y)$ that does not depend on the calibration set. With this in hand, consider prediction sets of the form

$$\mathcal{C}(X_{n+1}; \lambda) = \{y : s(X_{n+1}, y) \leq \lambda\}, \quad (3.10)$$

where $\lambda \in \mathbb{R}$ is a parameter controlling the size of the set. Split conformal prediction can be understood as selecting $\lambda = \hat{q} = \text{Quantile}(S_1, \dots, S_n; (1 - \alpha)(1 + 1/n))$. Why choose this value? We next offer an explanation.

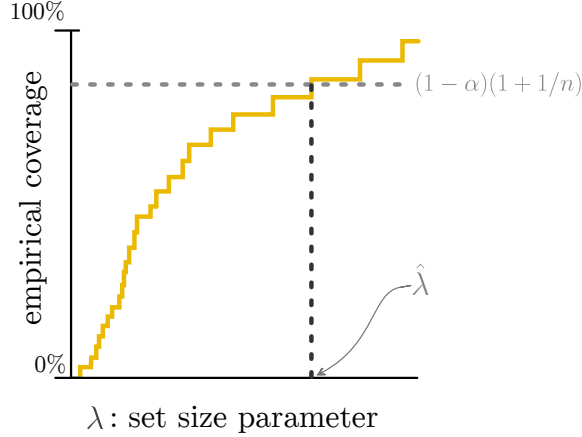


Figure 3.3: A visualization of split conformal prediction.

A natural way to choose the parameter λ is by choosing it to control the coverage on an available dataset. More formally, let

$$\hat{R}(\lambda) = \frac{1}{n} \sum_{i=1}^n \mathbb{1}\{Y_i \notin \mathcal{C}(X_i; \lambda)\} = \frac{1}{n} \sum_{i=1}^n \mathbb{1}\{s(X_i, Y_i) > \lambda\} = \frac{1}{n} \sum_{i=1}^n \mathbb{1}\{S_i > \lambda\}$$

be the empirical miscoverage on the calibration data. If the data points (X_i, Y_i) are i.i.d. draws from some distribution P on $\mathcal{X} \times \mathcal{Y}$, then $\hat{R}(\lambda)$ is a noisy estimate of the population miscoverage,

$$R(\lambda) = \mathbb{E}_P[\mathbb{1}\{Y \notin \mathcal{C}(X; \lambda)\}] = 1 - \mathbb{P}_P(Y \in \mathcal{C}(X; \lambda)).$$

If we had knowledge of $R(\lambda)$, we would simply set λ to be the smallest value such that $R(\lambda) \leq \alpha$. In words, we take the smallest sets that have the desired coverage level.

Since we do not know $R(\lambda)$, one reasonable approach is a plug-in method: we could choose λ to be the smallest value such that $\hat{R}(\lambda) \leq \alpha$. This plug-in method is appealing, but it does not quite guarantee a bound on the true risk $R(\hat{\lambda})$, since $\hat{R}(\hat{\lambda})$ is a noisy estimate of this true risk.

To correct for this issue, we will now see that we should instead find a value λ such the coverage is at least $(1 - \alpha)(1 + 1/n)$ on the calibration data. That is, we should choose $\hat{\lambda}$ as

$$\hat{\lambda} = \inf \left\{ \lambda \in \mathbb{R} : \hat{R}(\lambda) \leq \alpha' \right\}, \quad (3.11)$$

where $\alpha' = \alpha - \frac{1-\alpha}{n}$. See Figure 3.3 for a visualization of this definition. The risk threshold α' is slightly lower than the naive value of α , indicating that we must be slightly more conservative than the naive plug-in approach to guarantee coverage. Though it may not be obvious, this choice of $\hat{\lambda}$ is exactly equivalent to the split conformal prediction algorithm; the next proposition formalizes this connection.

Proposition 3.9

The split conformal prediction set $\mathcal{C}(X_{n+1})$ defined in (3.8) satisfies

$$\mathcal{C}(X_{n+1}) = \left\{ y \in \mathcal{Y} : s(X_{n+1}, y) \leq \hat{\lambda} \right\},$$

where $\hat{\lambda}$ is defined in (3.11).

Proof of Proposition 3.9

It suffices to prove that $\hat{\lambda}$ is equal to the conformal quantile \hat{q} , i.e., the $(1 - \alpha)(1 + 1/n)$ quantile of the calibration scores $s(X_1, Y_1), \dots, s(X_n, Y_n)$. By definition of \hat{R} and of α' , we calculate

$$\begin{aligned} \hat{R}(\lambda) \leq \alpha' &\iff \frac{1}{n} \sum_{i=1}^n \mathbb{1}\{S_i > \lambda\} \leq \alpha - \frac{1 - \alpha}{n} \\ &\iff \frac{1}{n} \sum_{i=1}^n \mathbb{1}\{s(X_i, Y_i) \leq \lambda\} \geq 1 - \left(\alpha - \frac{1 - \alpha}{n}\right) = (1 - \alpha)(1 + 1/n). \end{aligned}$$

Plugging this into the definition of $\hat{\lambda}$, we have

$$\hat{\lambda} = \inf \left\{ \lambda \in \mathbb{R} : \frac{1}{n} \sum_{i=1}^n \mathbb{1}\{s(X_i, Y_i) \leq \lambda\} \geq (1 - \alpha)(1 + 1/n) \right\},$$

which is exactly the definition of the conformal quantile \hat{q} for split conformal.

Finally, we give a proof of Theorem 3.2 (for the special case of split conformal) from the perspective of plug-in estimates of error rates. (Later on, in Section 10.1, we will extend this argument to other error rates besides miscoverage.)

Proof of Theorem 3.2 (for split conformal) via tuning a plug-in estimate of error

We will begin by defining an oracle threshold:

$$\tilde{\lambda} = \inf \left\{ \lambda \in \mathbb{R} : \frac{1}{n+1} \sum_{i=1}^{n+1} \mathbb{1}\{S_i > \lambda\} \leq \alpha \right\}.$$

The quantity $\tilde{\lambda}$ is an oracle version of $\hat{\lambda}$ that depends on the full dataset \mathcal{D}_{n+1} , including both the calibration and test data (while, in contrast, $\hat{\lambda}$ depends only on the calibration data \mathcal{D}_n). Since $\tilde{\lambda}$ is a symmetric function of the $n+1$ data points, exchangeability of the data implies that

$$\mathbb{P}(S_{n+1} > \tilde{\lambda}) = \mathbb{P}(S_i > \tilde{\lambda}), \quad (3.12)$$

for all $i \in [n+1]$.

Below, we will show that $\tilde{\lambda} \leq \hat{\lambda}$ must always hold. This is enough to prove the result, since we then have

$$\begin{aligned} \mathbb{P}(Y_{n+1} \notin \mathcal{C}(X_{n+1})) &= \mathbb{P}(S_{n+1} > \hat{\lambda}) \text{ by Proposition 3.9} \\ &\leq \mathbb{P}(S_{n+1} > \tilde{\lambda}) \text{ since } \tilde{\lambda} \leq \hat{\lambda} \\ &= \mathbb{E} \left[\mathbb{1}\{S_{n+1} > \tilde{\lambda}\} \right] \\ &= \mathbb{E} \left[\frac{1}{n+1} \sum_{i=1}^{n+1} \mathbb{1}\{S_i > \tilde{\lambda}\} \right] \leq \alpha, \end{aligned}$$

where the next-to-last step holds by (3.12), while the last step applies the definition of $\tilde{\lambda}$.

To conclude, we show that $\tilde{\lambda} \leq \hat{\lambda}$. For all $\lambda \in \mathbb{R}$,

$$\begin{aligned} \frac{1}{n} \sum_{i=1}^n \mathbb{1}\{S_i > \lambda\} \leq \alpha' &\iff \frac{1}{n+1} \sum_{i=1}^n \mathbb{1}\{S_i > \lambda\} + \frac{1}{n+1} \leq \alpha \\ &\implies \frac{1}{n+1} \sum_{i=1}^{n+1} \mathbb{1}\{S_i > \lambda\} \leq \alpha. \end{aligned}$$

This means the infimum in the definition of $\tilde{\lambda}$ is taken over a smaller set than the infimum in the definition of $\hat{\lambda}$, proving the desired claim.

3.6 Can conformal prediction be overly conservative?

So far, we have discussed lower bounds on coverage, which say the prediction sets will cover the ground truth with *at least* probability $1 - \alpha$. But this leaves open the possibility that the sets are unnecessarily large. This section gives a distribution-free bound on exactly how conservative conformal prediction can get—i.e., how much the coverage probability could potentially exceed the target level $1 - \alpha$.

Theorem 3.10

Under the conditions of Theorem 3.2, we have that

$$\mathbb{P}(Y_{n+1} \in \mathcal{C}(X_{n+1})) \leq \frac{\lceil (1 - \alpha)(n + 1) \rceil}{n + 1} + \epsilon_{\text{tie}} \leq 1 - \alpha + \frac{1}{n + 1} + \epsilon_{\text{tie}},$$

where ϵ_{tie} captures the likelihood of the score of the $(n + 1)$ st data point being tied with any another data point,

$$\epsilon_{\text{tie}} = \mathbb{P}(\exists j \in [n], S_{n+1} = S_j).$$

This theorem says that the coverage of conformal prediction is not too far from $1 - \alpha$ as long as the distribution of the scores is unlikely to produce ties. Without making further assumptions on the model, this does *not* directly translate to a bound on the size of the prediction set $\mathcal{C}(X_{n+1})$. Instead, the bound says that this set is not conservative on the scale of coverage. For example, for a residual score s of the form $s((x, y); \mathcal{D}) = |y - \hat{f}(x; \mathcal{D})|$, a model $\hat{f}(\cdot; \mathcal{D})$ that is a very poor fit to the data distribution will necessarily lead to wide prediction intervals. However, this result is telling us that the prediction intervals are no wider than is needed to compensate for the errors in $\hat{f}(\cdot; \mathcal{D})$.

Proof of Theorem 3.10

In our first proof of Theorem 3.2 (given in Section 3.3), we derived an equivalent characterization of the coverage event (see (3.5)):

$$Y_{n+1} \in \mathcal{C}(X_{n+1}) \iff S_{n+1} \leq \text{Quantile}(S_1, \dots, S_{n+1}; 1 - \alpha).$$

Writing $S_{(1)} \leq \dots \leq S_{(n+1)}$ as the order statistics of the scores S_1, \dots, S_{n+1} , we can equivalently write

$$Y_{n+1} \in \mathcal{C}(X_{n+1}) \iff S_{n+1} \leq S_{(k)} \text{ where } k = \lceil (1 - \alpha)(n + 1) \rceil,$$

by the equivalence between quantiles and order statistics (Fact 2.9). We can assume $k \in [n]$ to avoid the trivial case.

Next, by definition of the order statistics,

$$S_{n+1} \leq S_{(k)} \iff \text{either } S_{n+1} < S_{(k+1)} \text{ or } S_{n+1} = S_{(k)} = S_{(k+1)}.$$

If $S_{n+1} = S_{(k)} = S_{(k+1)}$ then we must have $S_{n+1} = S_j$ for some $j \in [n]$, and therefore,

$$\mathbb{P}(Y_{n+1} \in \mathcal{C}_{n+1}) = \mathbb{P}(S_{n+1} < S_{(k+1)}) + \mathbb{P}(S_{n+1} = S_{(k)} = S_{(k+1)}) \leq \mathbb{P}(S_{n+1} < S_{(k+1)}) + \epsilon_{\text{tie}}.$$

Finally, to complete the proof, we have

$$\mathbb{P}(S_{n+1} < S_{(k+1)}) \leq \frac{(k+1) - 1}{n+1} = \frac{\lceil (1-\alpha)(n+1) \rceil}{n+1}$$

by Fact 2.14.

An important corollary of Theorem 3.10 is that, when the joint distribution of the scores is continuous, then the bound holds with $\epsilon_{\text{tie}} = 0$. This is the most familiar version of the bound, stated below.

Corollary 3.11

Under the conditions of Theorem 3.2, further assume that the scores S_1, \dots, S_{n+1} , have a continuous joint distribution. Then

$$\mathbb{P}(Y_{n+1} \in \mathcal{C}(X_{n+1})) \leq 1 - \alpha + \frac{1}{n+1}.$$

Proof of Corollary 3.11

When the scores have a continuous joint distribution, we have $\mathbb{P}(S_{n+1} = S_j) = 0$, for all $j \in [n]$. Thus, we can apply Theorem 3.10 with $\epsilon_{\text{tie}} = 0$.

It should be noted that the requirement of a continuous joint distribution, though not entirely distribution-free, is not very restrictive; for instance, this often holds for continuously distributed data (e.g., using the residual score, $s((x, y); \mathcal{D}) = |y - \hat{f}(x; \mathcal{D})|$). Finally, we close by noting that a strengthening of Theorem 3.10 is available via a randomized version of conformal, which avoids the issues of ties—we develop this randomized algorithm in Section 9.1.

Bibliography

The earliest work describing a form of conformal prediction was by Vovk, Gammerman, and Saunders [Vovk et al., 1999], with the original idea also tracing to conversations with Vapnik—see Vovk et al. [2005] for a discussion of the early history. The work was extended into what we now know as conformal prediction by Vovk, Gammerman, and their students and collaborators: Saunders, Nouretdinov, Papadopoulos, and Proedrou [Saunders et al., 1999, Papadopoulos et al., 2002]. Importantly, Papadopoulos et al. [2002] introduces split conformal prediction. A book called *Algorithmic Learning in a Random World*, by Vovk, Gammerman, and Shafer, summarizes and extends upon these early contributions, and was the first book on the topic [Vovk et al., 2005]. A tutorial on these topics is available in Shafer and Vovk [2008]. These references describe conformal prediction and many early applications, e.g., to support vector machines; they are the main references for our development in Sections 3.2–3.4. The problem of defining a score function to ensure good performance, which we preview in Section 3.2.1, is a central practical question in the field; some popular choices are proposed and examined by Vovk et al. [2005], Lei et al. [2018], Romano et al. [2019], Sadinle et al. [2019], among many others.

The various interpretations of conformal prediction presented in Section 3.5 are alluded to in this early work by Vovk, Gammerman, and colleagues based on the works above. For example, the equivalence to permutation tests is mentioned in Vovk et al. [2005] and Vovk [2013]. The reinterpretation via conditioning on the empirical distribution of the data has also been discussed in these works (often described equivalently in the language of conditioning on a multiset or “bag” of data points). However, stylistically, our development and notation in the current document differs substantially from these early works, and is inspired by those of Gupta et al. [2021], Kuchibhotla [2020], Angelopoulos et al. [2022a], and related works. Our illustration of the implementation of full conformal prediction, shown in Figure 3.2, is inspired by illustrations developed by Ryan Tibshirani in various lectures and tutorials.

The version of the upper bound in Corollary 3.11 was first proven in the seminal paper of Lei, G’Sell, Rinaldo, Tibshirani, and Wasserman [Lei et al., 2018]. The randomized version of conformal, which we mentioned in Section 3.6 and will cover in more detail later on in Section 9.1, was discussed in Vovk et al. [2005], Lei et al. [2018].

Chapter 4

Conditional Coverage

Conformal prediction guarantees marginal coverage—on average over all the data—but in truth we often want to ensure stronger guarantees. Marginal coverage does *not* rule out the following problems:

1. We could see a misleading batch of training data that causes us to miscalibrate on future data points.
2. There could be multiple subgroups in our data—say, group A and group B—and the intervals could badly miscalibrate for test points in group A while overcovering for test points in group B. (See Figure 4.1 for an illustration.)

If we want to ensure that these issues are unlikely to arise, we need to examine the *conditional coverage* properties of conformal prediction.

In the simplest cases—for example, achieving coverage conditional on the event $X_{n+1} \in \mathcal{X}_0$, for some large region $\mathcal{X}_0 \subseteq \mathcal{X}$ —conditional coverage is relatively easy to achieve, but in other contexts it can be hard or even impossible. In this chapter, we explore these questions of conditional coverage. In some settings we will provide procedures that achieve conditional guarantees, while in other settings, we will establish hardness results—that is, results showing that achieving some types of conditional coverage is impossible without further assumptions.

4.1 Training-conditional coverage for split conformal prediction

We first examine the coverage of conformal prediction conditional on the training set:

$$\mathbb{P}(Y_{n+1} \in \mathcal{C}(X_{n+1}) \mid \mathcal{D}_n).$$

This is the empirical coverage that we would obtain if we used the points $\mathcal{D}_n = ((X_1, Y_1), \dots, (X_n, Y_n))$ for training (or, in the case of split conformal, for calibration), and then evaluated our coverage over an infinite test set. This quantity is a random variable, since it depends on the training set \mathcal{D}_n .

If the conformal prediction set satisfies marginal coverage at level $1 - \alpha$, then the training-conditional coverage must be $\geq 1 - \alpha$ in expectation:

$$1 - \alpha \leq \mathbb{P}(Y_{n+1} \in \mathcal{C}(X_{n+1})) = \mathbb{E}[\mathbb{P}(Y_{n+1} \in \mathcal{C}(X_{n+1}) \mid \mathcal{D}_n)].$$

However, a marginal coverage guarantee does not ensure that training-conditional coverage will be close to $1 - \alpha$ *with high probability*; for this, we need a stronger concentration-type statement.

In this section, we will consider split conformal prediction, where $s((x, y); \mathcal{D})$ has no dependence on \mathcal{D} (see Section 3.4). Throughout this section, we will assume the data points (X_i, Y_i) are i.i.d., rather than the more general assumption of exchangeability. We will see that, for i.i.d. data, the training-conditional coverage will indeed concentrate near (or above) the nominal level $1 - \alpha$, for the split conformal method.

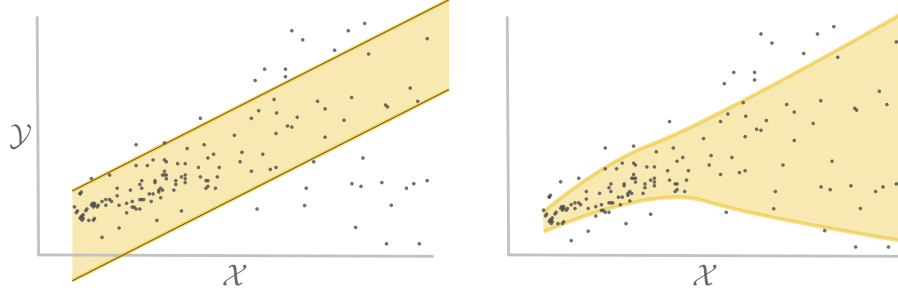


Figure 4.1: **An illustration of marginal and conditional coverage.** The interval on the left satisfies marginal coverage, but does not satisfy coverage conditional on the value of the test point X_{n+1} —there is undercoverage for larger values of X_{n+1} . In contrast, the interval on the right satisfies both properties.

In fact, there is a closed-form expression that characterizes the training-conditional coverage in this setting. For intuition, let us first consider a simplified setting where the score distribution is continuous (so that there are no ties, almost surely), and where $(1 - \alpha)(n + 1)$ is an integer. In that case, training-conditional coverage is exactly distributed as a Beta distribution:

$$\mathbb{P}(Y_{n+1} \in \mathcal{C}(X_{n+1}) \mid \mathcal{D}_n) \sim \text{Beta}((1 - \alpha)(n + 1), \alpha(n + 1)).$$

The Beta distribution arises from the order statistics of the uniform distribution—conformal prediction relies only on the ranks of the scores, so if there are no ties one can without loss of generality analyze conformal scores that are uniformly distributed. More generally, without these assumptions, the Beta distribution provides a lower bound on the training-conditional coverage, as we see in the following result:

Theorem 4.1

Suppose the data points (X_i, Y_i) are i.i.d., and let $\mathcal{C}(X_{n+1})$ be constructed via split conformal prediction (Algorithm 3.6) using any pretrained score function s . Then the training-conditional coverage $\mathbb{P}(Y_{n+1} \in \mathcal{C}(X_{n+1}) \mid \mathcal{D}_n)$ stochastically dominates the $\text{Beta}((1 - \alpha)(n + 1), \alpha(n + 1))$ distribution, and in particular, for any Δ ,

$$\mathbb{P}\left(\mathbb{P}(Y_{n+1} \in \mathcal{C}(X_{n+1}) \mid \mathcal{D}_n) \leq 1 - \alpha - \Delta\right) \leq F_{\text{Beta}((1-\alpha)(n+1), \alpha(n+1))}(1 - \alpha - \Delta) \leq e^{-2n\Delta^2},$$

where $F_{\text{Beta}(a,b)}$ denotes the CDF of the $\text{Beta}(a, b)$ distribution.

One consequence of this result is an answer to the question, how large should the calibration set be for split conformal prediction? We know that the marginal coverage will be at least $1 - \alpha$ for any n , but the above theorem tells us that a larger calibration set is still better because it leads to coverage that lies closer to $1 - \alpha$ conditionally. This is because the distribution of coverage is $\text{Beta}((1 - \alpha)(n + 1), \alpha(n + 1))$ (or larger, in the case of ties). This Beta distribution has expected value $1 - \alpha$ and variance $\leq \frac{\alpha(1-\alpha)}{n+2}$; for example, with $\alpha = 0.1$, a calibration set size of $n = 500$ leads to training-conditional coverage with standard deviation 0.013, meaning that training-conditional coverage will almost certainly lie near (or above) $1 - \alpha$ whenever the calibration set size is ≥ 500 . More generally, the theorem implies that training-conditional coverage for split conformal can be lower-bounded as

$$\mathbb{P}(Y_{n+1} \in \mathcal{C}(X_{n+1}) \mid \mathcal{D}_n) \geq 1 - \alpha - \epsilon_n,$$

for an error term ϵ_n has standard deviation scaling as $n^{-1/2}$. See Figure 4.2 for a visualization of the distribution of conditional coverage for different values of n .

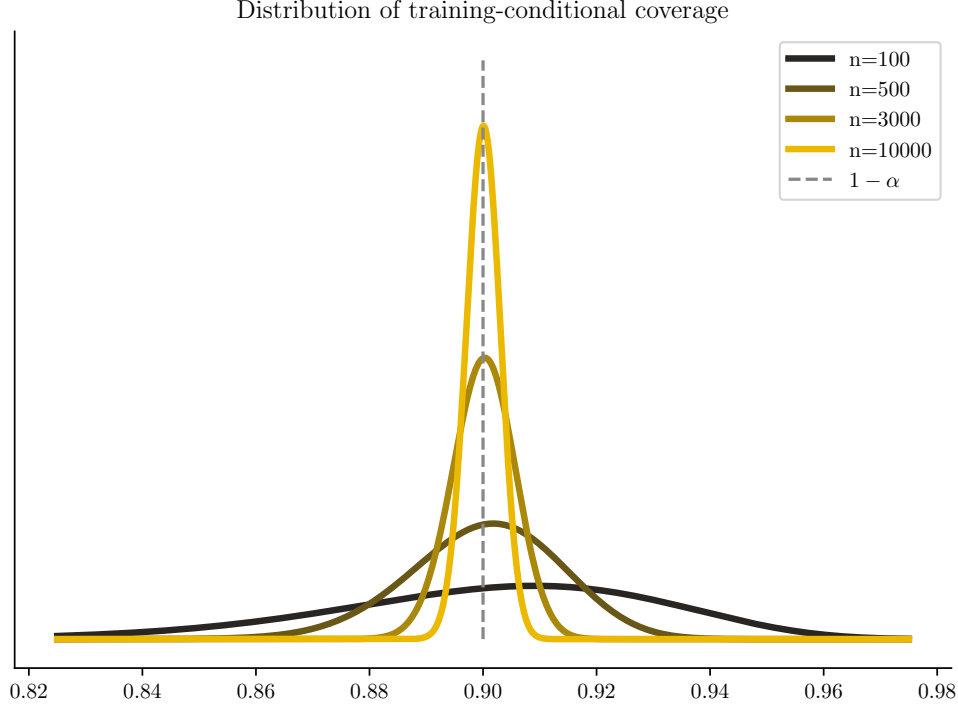


Figure 4.2: The distribution of coverage of split conformal prediction conditional on the training data, when the scores have no ties. The distribution concentrates around $1 - \alpha$ with rate $n^{-1/2}$.

Proof of Theorem 4.1

Throughout this proof, we will treat the pretrained score function as fixed—formally, recalling Algorithm 3.6, we are conditioning on the pretraining set \mathcal{D}_{pre} .

Let F be the CDF of the distribution of $s(X, Y)$, when the data point is sampled as $(X, Y) \sim P$. Define $S_i = s(X_i, Y_i)$, which are i.i.d. draws from the distribution with CDF F . Next, let $S_{(1)} \leq \dots \leq S_{(n)}$ be the order statistics of S_1, \dots, S_n . By definition of split conformal, we have $Y_{n+1} \in \mathcal{C}(X_{n+1})$ if and only if $S_{n+1} \leq S_{(k)}$ for $k = \lceil (1 - \alpha)(n + 1) \rceil$, and so we have

$$\mathbb{P}(Y_{n+1} \in \mathcal{C}(X_{n+1}) \mid \mathcal{D}_n) = \mathbb{P}(S_{n+1} \leq S_{(k)} \mid \mathcal{D}_n) = F(S_{(k)}),$$

where the last step holds since S_{n+1} is independent of \mathcal{D}_n and has CDF F , while $S_{(k)}$ is a function of \mathcal{D}_n . Therefore,

$$\mathbb{P}(\mathbb{P}(Y_{n+1} \in \mathcal{C}(X_{n+1}) \mid \mathcal{D}_n) \leq 1 - \alpha - \Delta) = \mathbb{P}(F(S_{(k)}) \leq 1 - \alpha - \Delta).$$

Next let $U_i = F(S_i)$ for all $i \in [n]$. Then the U_i 's are i.i.d., and by the basic property of CDFs (2.6), their shared distribution is superuniform—that is, $\mathbb{P}(U_i \leq \tau) \leq \tau$ for all $\tau \in [0, 1]$. Note also that, by monotonicity of F , the order statistics $U_{(1)} \leq \dots \leq U_{(n)}$ of U_1, \dots, U_n satisfy $U_{(k)} = F(S_{(k)})$ (see Fact 2.12). Then

$$\mathbb{P}(F(S_{(k)}) \leq 1 - \alpha - \Delta) = \mathbb{P}(U_{(k)} \leq 1 - \alpha - \Delta) \leq \mathbb{P}(U_{(k)}^* \leq 1 - \alpha - \Delta),$$

where U_1^*, \dots, U_n^* are i.i.d. $\text{Unif}[0, 1]$ random variables, with order statistics $U_{(1)}^* \leq \dots \leq U_{(n)}^*$. Finally, by definition of the Beta distribution, the k th order statistic from n i.i.d. uniform

random variables has distribution

$$U_{(k)}^* \sim \text{Beta}(k, n + 1 - k).$$

Since $k \geq (1 - \alpha)(n + 1)$, this distribution stochastically dominates $\text{Beta}((1 - \alpha)(n + 1), \alpha(n + 1))$. This proves the first inequality claimed in the theorem.

The second inequality (i.e., the bound on the CDF of the Beta distribution) is due to the fact that the $\text{Beta}((1 - \alpha)(n + 1), \alpha(n + 1))$ distribution has mean $1 - \alpha$, and is $\frac{1}{4n}$ -subgaussian.

4.1.1 High-probability control (the PAC framework)

The notion of training-conditional coverage also leads to an important variant of the marginal coverage property in (1.1), known as high-probability coverage control or “probably approximately correct” (PAC) coverage.

As described above, the marginal coverage property in (1.1) is equivalent to a guarantee on the *expected* training-conditional coverage,

$$\mathbb{P}(Y_{n+1} \in \mathcal{C}(X_{n+1})) \geq 1 - \alpha \iff \mathbb{E}[\mathbb{P}(Y_{n+1} \notin \mathcal{C}(X_{n+1}) \mid \mathcal{D}_n)] \leq \alpha,$$

where the expectation is over the calibration data \mathcal{D}_n . That is, we can think of marginal coverage as a bound on the average error (where in this case, error given by training-conditional miscoverage, $\mathbb{P}(Y_{n+1} \notin \mathcal{C}(X_{n+1}) \mid \mathcal{D}_n)$). We can also consider a different approach: instead of bounding the expected error, we might wish to bound the error with some desired probability—that is, in this setting, we enforce a bound on the chance that we end up with poor training-conditional coverage. Concretely, for some $\delta \in (0, 1)$, we could ask for prediction sets $\mathcal{C}(X_{n+1})$ that satisfy

$$\mathbb{P}(\mathbb{P}(Y_{n+1} \notin \mathcal{C}(X_{n+1}) \mid \mathcal{D}_n) \leq \alpha) \geq 1 - \delta. \quad (4.1)$$

In words, there is only a δ chance that we end up with an unlucky calibration set that results in miscoverage on future data being higher than α .

In the special case of i.i.d. data, we can produce sets $\mathcal{C}(X_{n+1})$ that satisfy the error-control property in (4.1), with a slight modification of split conformal prediction. Taking as a starting point the distribution of training-conditional coverage given in Theorem 4.1, we see that by defining

$$\mathcal{C}(X_{n+1}) = \{y \in \mathcal{Y} : s(X_{n+1}, y) \leq \text{Quantile}(S_1, \dots, S_n; (1 - \alpha')(1 + 1/n))\}$$

(i.e., split conformal run at a nominal level $1 - \alpha'$), then we will achieve the desired high probability bound (4.1) if we choose the appropriate nominal level $1 - \alpha'$. In particular, we can take α' to be the unique value that satisfies

$$F_{\text{Beta}((1 - \alpha')(n + 1), \alpha'(n + 1))}(1 - \alpha) = \delta.$$

By our calculations on the mean and variance of the Beta distribution, above, we can see that $\alpha' = \alpha - \mathcal{O}(n^{-1/2})$ —that is, this is simply a slightly more conservative version of split conformal prediction.

4.1.2 Exchangeable data or i.i.d. data?

It is important to note that for this chapter, our positive results will primarily be in the setting of i.i.d. data. In contrast, for the marginal results of Chapter 3 (and for related results later on in the book as well), an assumption of exchangeability is sufficient. The reason for the distinction, in the case of training-conditional coverage for split conformal, is that we need the sample quantiles of the empirical distribution of scores in the calibration set, $(S_i)_{i \in [n]}$, to concentrate around their corresponding true quantiles. If we only assume exchangeability rather than an i.i.d. assumption, then this concentration phenomenon is no longer guaranteed to hold, making training-conditional coverage impossible to guarantee.

4.2 A hardness result for training-conditional coverage

We have seen in Theorem 4.1 above that split conformal prediction automatically satisfies a training-conditional coverage guarantee (as long as the data points are assumed to be i.i.d., rather than merely exchangeable). The following result shows that, without further assumptions, training-conditional coverage is *not* guaranteed for full conformal prediction. Essentially, the reason is that, for split conformal in the i.i.d. data setting, the scores $S_i = s(X_i, Y_i)$ are i.i.d. (when we treat the pretrained conformal score function s as fixed); for full conformal, on the other hand, the scores $S_i = s((X_i, Y_i); \mathcal{D}_{n+1})$ are *not* i.i.d. and thus may not exhibit the same favorable concentration type properties.

To make this more precise, we first introduce the terminology of a *nonatomic* distribution.

Definition 4.2

For a distribution P on \mathcal{Z} , the *atoms* of P are all points $z \in \mathcal{Z}$ with positive probability,

$$\text{atom}(P) = \{z \in \mathcal{Z} : \mathbb{P}_P(Z = z) > 0\}.$$

The distribution P is called *nonatomic* if it has no atoms, i.e., $\text{atom}(P) = \emptyset$ (the empty set).

As a concrete example, a distribution on \mathbb{R} is nonatomic if and only if it is continuous (i.e., has a density). In \mathbb{R}^d when $d > 1$, only one direction holds: a distribution that has a density must be nonatomic, but a nonatomic distribution need not have a density (for example, the uniform distribution on the sphere is nonatomic).

We are now ready to state the theorem, which establishes the impossibility of guaranteeing training-conditional coverage for full conformal prediction in the setting of a nonatomic feature distribution.

Theorem 4.3

Let P be any distribution on $\mathcal{X} \times \mathcal{Y}$ such that the marginal P_X is nonatomic. Then there exists a symmetric conformal score function s such that, when running full conformal prediction with this choice of s , the training-conditional coverage probability satisfies

$$\mathbb{P}\left(\mathbb{P}(Y_{n+1} \in \mathcal{C}(X_{n+1}) \mid \mathcal{D}_n) = 0\right) \geq \alpha - \mathcal{O}\left(\sqrt{\frac{\log n}{n}}\right),$$

where the probability is taken with respect to the training set $\mathcal{D}_n = ((X_1, Y_1), \dots, (X_n, Y_n))$ drawn i.i.d. from P .

As we will see below, this theorem is proved by constructing an explicit counterexample, whose score function $s((x, y); \mathcal{D})$ is highly degenerate and is very different from any score function we might use in practice. We might ask whether placing mild assumptions on the score function could restore a training-conditional coverage guarantee. In fact, the hardness result of Theorem 4.3 holds (in a very slightly weaker form) even if we restrict to residual score functions, i.e., score functions of the form

$$s((x, y); \mathcal{D}) = |y - \hat{f}(x; \mathcal{D})|,$$

where $\hat{f}(\cdot; \mathcal{D})$ is a regression model fitted on training data \mathcal{D} ; in this version of the result, it is the regression algorithm itself (i.e., the map $\mathcal{D} \mapsto \hat{f}(\cdot; \mathcal{D})$) whose degenerate construction enables the counterexample.

In other words, without placing assumptions on the regression algorithm, full conformal does not achieve a training-conditional coverage guarantee even if we restrict ourselves to using the residual score. Of course, it will often be the case that, for the types of score functions we might encounter in practice, the prediction sets returned by full conformal may exhibit training-conditional coverage—this result is simply telling us that this type of property cannot be guaranteed to hold universally across all possible score functions. Likewise if X is instead discrete, then it may be possible to ensure training-conditional coverage.

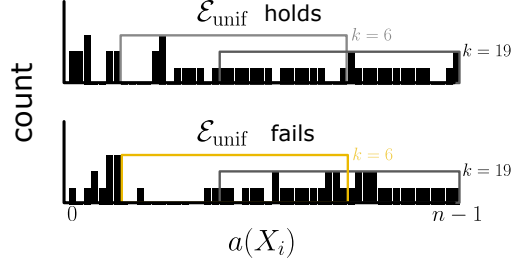


Figure 4.3: **Illustration of the event $\mathcal{E}_{\text{unif}}$** , which is defined in the proof of Theorem 4.3. Each plot shows a different random draw of the histogram of the values $a(X_i) \in \{0, \dots, n-1\}$, for training points $i \in [n]$, where $n = 50$. Since we have n data points and n values, we have 1 observation per value on average, but the random draws are quite noisy. However, setting $N = 20$, a sliding window of length $n - N = 30$ always contains approximately $n - N$ many data points. The outlined rectangles highlight this sliding window for the several shifts (corresponding to different values of k in the notation of (4.2)). The event $\mathcal{E}_{\text{unif}}$ fails only if there exists a value of k for which the window contains too few of the $a(X_i)$, as in the lower plot.

Proof of Theorem 4.3

Let $\alpha_P(\mathcal{D}_n) = \mathbb{P}(Y_{n+1} \notin \mathcal{C}(X_{n+1}) \mid \mathcal{D}_n)$. Fix a large integer $N \approx \alpha n$ —the exact value will be specified later. First, since P_X is nonatomic, we can define a function $a : \mathcal{X} \rightarrow \{0, \dots, n-1\}$ such that $a(X) \sim \text{Unif}\{0, \dots, n-1\}$ when $X \sim P_X$. Consider the following score function: for dataset $\mathcal{D} = ((x_1, y_1), \dots, (x_k, y_k))$ and an additional data point (x, y) , define

$$s((x, y); \mathcal{D}) = \mathbb{1} \left\{ \text{mod} \left(-a(x) + \sum_{j=1}^k a(x_j), n \right) < N \right\}.$$

Next consider applying this score to a test data point (X_{n+1}, Y_{n+1}) within the dataset $\mathcal{D}_{n+1} = ((X_1, Y_1), \dots, (X_n, Y_n), (X_{n+1}, Y_{n+1}))$. Recall from the proof of Theorem 3.2 that the coverage event $Y_{n+1} \in \mathcal{C}(X_{n+1})$ is equal to the event that $S_{n+1} \leq \text{Quantile}(S_1, \dots, S_{n+1}; 1 - \alpha)$, where the scores are defined as $S_i = s((X_i, Y_i); \mathcal{D}_{n+1})$ (see (3.5)). Since the scores always take values in $\{0, 1\}$ in this construction, we see that coverage can fail only when we simultaneously have $S_{n+1} = 1$ and $\text{Quantile}(S_1, \dots, S_{n+1}; 1 - \alpha) = 0$. In other words, we have

$$\alpha_P(\mathcal{D}_n) = \mathbb{P}(S_{n+1} = 1, \text{Quantile}(S_1, \dots, S_{n+1}; 1 - \alpha) = 0 \mid \mathcal{D}_n).$$

From this point on, the main idea of the proof will be as follows: we will define an event \mathcal{E}_{mod} , such that if \mathcal{E}_{mod} occurs (which has probability $\approx \alpha$), then we will likely have high training-conditional miscoverage $\alpha_P(\mathcal{D}_n)$.

Formally, we define \mathcal{E}_{mod} as the event that $\text{mod}(\sum_{i=1}^n a(X_i), n) < N$. With our particular definition of the score function, we have

$$S_{n+1} = s((X_{n+1}, Y_{n+1}); \mathcal{D}_{n+1}) = \mathbb{1} \left\{ \text{mod} \left(\sum_{i=1}^n a(X_i), n \right) < N \right\} = \mathbb{1}_{\mathcal{E}_{\text{mod}}}.$$

Since this event only depends on the training data \mathcal{D}_n and not on the test point (X_{n+1}, Y_{n+1}) , we can rewrite the conditional probability of noncoverage as

$$\alpha_P(\mathcal{D}_n) = \mathbb{1}_{\mathcal{E}_{\text{mod}}} \cdot \mathbb{P}(\text{Quantile}(S_1, \dots, S_{n+1}; 1 - \alpha) = 0 \mid \mathcal{D}_n).$$

In order to show that the event \mathcal{E}_{mod} leads to high $\alpha_P(\mathcal{D}_n)$, then, we now need to verify that the above conditional probability is likely to be high.

To do so, we need to define another event: let $\mathcal{E}_{\text{unif}}$ be the event that

$$\sum_{i=1}^n \mathbb{1} \{ \text{mod}(-a(X_i) + k, n) \geq N \} \geq (1 - \alpha)(n + 1) \text{ for all integers } k. \quad (4.2)$$

This event is illustrated in Figure 4.3. For each training point (X_i, Y_i) , we can calculate

$$S_i = s((X_i, Y_i); \mathcal{D}_{n+1}) = \mathbb{1} \left\{ \text{mod} \left(-a(X_i) + \sum_{j=1}^{n+1} a(X_j), n \right) < N \right\}.$$

By taking $k = \sum_{j=1}^{n+1} a(X_j)$, we can see that if $\mathcal{E}_{\text{unif}}$ holds, then $\sum_{i=1}^n \mathbb{1} \{S_i = 0\} \geq (1 - \alpha)(n + 1)$ and therefore $\text{Quantile}(S_1, \dots, S_{n+1}; 1 - \alpha) = 0$. Therefore,

$$\alpha_P(\mathcal{D}_n) \geq \mathbb{1}_{\mathcal{E}_{\text{mod}}} \cdot \mathbb{1}_{\mathcal{E}_{\text{unif}}}.$$

In other words, we have shown that

$$\mathbb{P}(\alpha_P(\mathcal{D}_n) = 1) \geq \mathbb{P}(\mathcal{E}_{\text{mod}} \cap \mathcal{E}_{\text{unif}}) \geq \mathbb{P}(\mathcal{E}_{\text{mod}}) - \mathbb{P}(\mathcal{E}_{\text{unif}}^c) = \frac{N}{n} - \mathbb{P}(\mathcal{E}_{\text{unif}}^c).$$

Here the last step holds since $a(X_i) \stackrel{\text{i.i.d.}}{\sim} \text{Unif}\{0, \dots, n - 1\}$ for each $i = 1, \dots, n$, and therefore $\text{mod}(\sum_{i=1}^n a(X_i), n)$ also follows this uniform distribution, i.e., $\mathbb{P}(\mathcal{E}_{\text{mod}}) = N/n$.

Our last step is to bound $\mathbb{P}(\mathcal{E}_{\text{unif}}^c)$. First, we observe that, by definition of the mod function, $\mathcal{E}_{\text{unif}}$ holds if and only if $\sum_{i=1}^n \mathbb{1} \{ \text{mod}(-a(X_i) + k, n) \geq N \} \geq (1 - \alpha)(n + 1)$ for all $k = 0, \dots, n - 1$, and so

$$\mathbb{P}(\mathcal{E}_{\text{unif}}^c) \leq \sum_{k=0}^{n-1} \mathbb{P} \left(\sum_{i=1}^n \mathbb{1} \{ \text{mod}(-a(X_i) + k, n) \geq N \} < (1 - \alpha)(n + 1) \right).$$

Moreover, since $a(X_i) \stackrel{\text{i.i.d.}}{\sim} \text{Unif}\{0, \dots, n - 1\}$, we see that

$$\sum_{i=1}^n \mathbb{1} \{ \text{mod}(-a(X_i) + k, n) \geq N \} \sim \text{Binomial} \left(n, 1 - \frac{N}{n} \right)$$

for each fixed k , and so

$$\mathbb{P}(\mathcal{E}_{\text{unif}}^c) \leq n \cdot \mathbb{P} \left(\text{Binomial} \left(n, 1 - \frac{N}{n} \right) < (1 - \alpha)(n + 1) \right).$$

Taking $N = \alpha n - \mathcal{O}(\sqrt{n \log n})$, and applying standard Binomial tail bounds, we can bound this probability as $\mathcal{O}(1/n)$, which completes the proof.

4.3 Conditioning on the test point features

Next we turn to the problem of conditioning on the test features X_{n+1} , rather than the training data. We call this “test-conditional coverage”, meaning coverage conditional on the test *feature* X_{n+1} only, as is common in the literature. In its strongest possible version, achieving test-conditional coverage would require that our construction of the prediction sets satisfies the following property: for any distribution P on $\mathcal{X} \times \mathcal{Y}$,

$$\mathbb{P}(Y_{n+1} \in \mathcal{C}(X_{n+1}) \mid X_{n+1}) \geq 1 - \alpha$$

holds almost surely. In this section, we will explore this version of the test-conditional coverage property, and will study its challenges. Afterward, in later sections, we will examine relaxations of the property.

4.3.1 The discrete setting

First, we will consider a setting where test-conditional coverage can indeed be achieved—the discrete setting. To take a simple case, suppose that $\mathcal{X} = \{x_1, \dots, x_K\}$ is a finite set—effectively, the feature X_i for data point i simply identifies which of K many groups this data point belongs to. If the sample size n is far larger than the number of feature groups K , we might expect that test-conditional coverage is easy to achieve. Indeed, we will now see that while conformal prediction may not itself achieve test-conditional coverage, a simple modification will enable this property.

First, why doesn't conformal prediction already satisfy this property? Conformal prediction is guaranteed to satisfy a marginal coverage guarantee, which we can rewrite for this setting as

$$1 - \alpha \leq \mathbb{P}(Y_{n+1} \in \mathcal{C}(X_{n+1})) = \sum_{k=1}^K \mathbb{P}(X_{n+1} = x_k) \cdot \mathbb{P}(Y_{n+1} \in \mathcal{C}(X_{n+1}) \mid X_{n+1} = x_k).$$

This means that the test-conditional coverage values, $\mathbb{P}(Y_{n+1} \in \mathcal{C}(X_{n+1}) \mid X_{n+1} = x_k)$ for $k \in [K]$, are guaranteed to be $\geq 1 - \alpha$ in the (weighted) average, but some may be lower than this threshold.

Now we will see how to modify conformal prediction to achieve test-conditional coverage in this setting. For simplicity, let us consider split conformal prediction, as defined earlier in Algorithm 3.6. We recall that the split conformal prediction interval is given by the construction

$$\mathcal{C}(x) = \{y : s(x, y) \leq \hat{q}\},$$

where $s : \mathcal{X} \times \mathcal{Y} \rightarrow \mathbb{R}$ is the pretrained conformal score function, and where

$$\hat{q} = \text{Quantile}(S_1, \dots, S_n; (1 - \alpha)(1 + 1/n))$$

computes the quantile of the conformal scores on the calibration set. To achieve test-conditional coverage in the finite setting $\mathcal{X} = \{x_1, \dots, x_K\}$, we will instead define

$$\mathcal{C}(x_k) = \{y : s(x_k, y) \leq \hat{q}_k\}, \tag{4.3}$$

for each $k \in [K]$, where

$$\hat{q}_k = \text{Quantile}((S_i)_{i \in [n], X_i = x_k}; (1 - \alpha)(1 + 1/n_k))$$

instead computes the quantile of scores among only those data points i for which $X_i = x_k$, and where $n_k = \sum_{i \in [n]} \mathbb{1}_{X_i = x_k}$ counts the number of such points. This modified procedure will now satisfy

$$\mathbb{P}(Y_{n+1} \in \mathcal{C}(X_{n+1}) \mid X_{n+1} = x_k) \geq 1 - \alpha$$

for all $k \in [K]$, or equivalently,

$$\mathbb{P}(Y_{n+1} \in \mathcal{C}(X_{n+1}) \mid X_{n+1}) \geq 1 - \alpha$$

almost surely. We defer a proof of this claim to Section 4.4, where we will see that this is a special case of a more general result.

We note that, if the K many score distributions (i.e., for each k , the distribution of $s(X, Y)$ for $(X, Y) \sim P$, conditional on $X = x_k$) are fairly similar, then the group-wise quantiles \hat{q}_k will be fairly similar as well; in this setting, the original split conformal method may already be nearly achieving test-conditional coverage, without this modification. On the other hand, if these K distributions are widely different, then as discussed above, marginal coverage can be expressed as a weighted average of the K many test-conditional coverage levels; these K values can be quite different, with many falling far below the target level $1 - \alpha$. The modified method defined here fixes this issue by performing calibration within each group separately.

4.3.2 Impossibility in the continuous setting

In the previous section, we considered the discrete setting, where the feature X takes only a small number of possible values. In this section, we will instead consider the other extreme: what if X is continuously distributed? Can test-conditional coverage be guaranteed via any method, whether conformal prediction or some other procedure? To answer this question, we will now write \mathcal{C} to denote *any* procedure that uses a training dataset of size n to construct prediction sets. Formally, \mathcal{C} is a map from $(\mathcal{X} \times \mathcal{Y})^n \times \mathcal{X}$ to the set of subsets of \mathcal{Y} , but we will continue to write $\mathcal{C}(X_{n+1})$ for the resulting prediction set, i.e., we suppress the dependence on the training data $(X_1, Y_1), \dots, (X_n, Y_n)$ in the notation.

We will now consider the setting where, under the joint distribution P of the (feature, response) pair (X, Y) , the marginal distribution P_X of X is nonatomic (recall Definition 4.2). In this setting, we will see that test-conditional inference is impossible.

What does “impossible” mean in this context? For example, if we simply return $\mathcal{C}(x) = \mathcal{Y}$ for any test feature x (e.g., returning $(-\infty, \infty)$ as our prediction interval in the case of a real-valued response), then any desired coverage guarantee will hold. We can even be slightly less conservative by producing a randomized answer: for any x , return

$$\mathcal{C}(x) = \begin{cases} \mathcal{Y}, & \text{with probability } 1 - \alpha, \\ \emptyset, & \text{with probability } \alpha. \end{cases} \quad (4.4)$$

This solution is clearly still unsatisfactory, however, since the resulting prediction interval is completely uninformative—it does not even depend on the training data. However, the following result will demonstrate that this trivial (and useless) solution is the best that we can do.

Theorem 4.4

Suppose \mathcal{C} is any procedure that satisfies distribution-free conditional coverage, i.e., for any distribution P on $\mathcal{X} \times \mathcal{Y}$,

$$\mathbb{P}(Y_{n+1} \in \mathcal{C}(X_{n+1}) \mid X_{n+1}) \geq 1 - \alpha$$

holds almost surely, where the probability is taken with respect to $(X_1, Y_1), \dots, (X_{n+1}, Y_{n+1}) \stackrel{\text{i.i.d.}}{\sim} P$. Then, for any distribution P on $\mathcal{X} \times \mathcal{Y}$ for which the marginal P_X is nonatomic,

$$\mathbb{P}(y \in \mathcal{C}(x)) \geq 1 - \alpha \text{ for every } (x, y) \in \mathcal{X} \times \mathcal{Y}.$$

To see more concretely how this result establishes the impossibility of nontrivial test-conditional inference, in the case that $\mathcal{Y} = \mathbb{R}$, we can consider its implications for the expected *length* (or more formally, the expected Lebesgue measure) of the prediction interval:

Corollary 4.5

Under the assumptions of Theorem 4.4, suppose also that $\mathcal{Y} = \mathbb{R}$. Then, for any distribution P on $\mathcal{X} \times \mathcal{Y}$ for which the marginal P_X is nonatomic, and for every $x \in \mathcal{X}$, it holds that

$$\mathbb{P}(\text{Leb}(\mathcal{C}(x)) = \infty) \geq 1 - \alpha,$$

where $\text{Leb}(\cdot)$ denotes the Lebesgue measure.

In particular, this implies that the prediction set constructed at the test point X_{n+1} must have infinite expected length, $\mathbb{E}[\text{Leb}(\mathcal{C}(X_{n+1}))] = \infty$.

Now let’s compare this to the trivial solution described above in (4.4), where, regardless of the training data, we return $\mathcal{C}(x) = \mathcal{Y}$ with probability $1 - \alpha$, and $\mathcal{C}(x) = \emptyset$ otherwise. In that case, we have $\mathbb{P}(y \in \mathcal{C}(x)) = 1 - \alpha$ for all (x, y) . The result of Theorem 4.4 can therefore be interpreted as saying that, in the nonatomic setting, *any* procedure with distribution-free test-conditional coverage will return an output that is just as uninformative as this trivial construction.

Before proceeding, we pause to point out an important aspect of Theorem 4.4 (and its corollary): the bounds apply to *every* distribution P (with nonatomic P_X), and we are not simply proving that nontrivial

test-conditional coverage is impossible for *some* distribution P . That is, while we might have expected that we could construct some valid \mathcal{C} that returns reasonably narrow intervals for “nice” distributions P , and is excessively wide only for distributions P that fail to satisfy some needed conditions (e.g., smoothness), instead we see from this theorem that, if \mathcal{C} achieves test-conditional coverage for every P , then it also returns a completely uninformative solution for every (nonatomic) P .

We are now ready to prove these results. For Theorem 4.4, the key idea of the proof is to construct a perturbation of the distribution P : we consider the mixture distribution

$$P' = (1 - \epsilon) \cdot P + \epsilon \cdot \delta_{(x,y)},$$

where as before, $\delta_{(x,y)}$ denotes the point mass at (x, y) . That is, to sample a point from the distribution P' , we either draw from P (with probability $1 - \epsilon$), or we simply return the point (x, y) (with probability ϵ). The proof will use the fact that \mathcal{C} is assumed to satisfy test-conditional coverage with respect to any distribution of the data—and in particular, must therefore offer test-conditional coverage relative to the perturbed distribution P' .

Proof of Theorem 4.4

Fix any $(x, y) \in \mathcal{X} \times \mathcal{Y}$, and any $\epsilon > 0$. Define a mixture distribution,

$$P' = (1 - \epsilon) \cdot P + \epsilon \cdot \delta_{(x,y)}.$$

Since \mathcal{C} offers distribution-free conditional coverage, this means that \mathcal{C} must satisfy the coverage guarantee with respect to data drawn from the distribution P' —that is,

$$\mathbb{P}_{P'}(Y_{n+1} \in \mathcal{C}(X_{n+1}) \mid X_{n+1}) \geq 1 - \alpha$$

holds almost surely, where the notation $\mathbb{P}_{P'}(\dots)$ indicates that we are calculating probability with respect to training and test data $(X_1, Y_1), \dots, (X_{n+1}, Y_{n+1}) \stackrel{\text{i.i.d.}}{\sim} P'$. Since the event $X_{n+1} = x$ has positive probability under P' , in particular this means that this bound must hold on the event $X_{n+1} = x$:

$$\mathbb{P}_{P'}(Y_{n+1} \in \mathcal{C}(X_{n+1}) \mid X_{n+1} = x) \geq 1 - \alpha.$$

Moreover, by definition of P' together with the assumption that P_X is nonatomic, we can see that $\mathbb{P}_{P'}(Y_{n+1} = y \mid X_{n+1} = x) = 1$, and so combining these facts, we must have

$$\mathbb{P}_{P'}(y \in \mathcal{C}(X_{n+1}) \mid X_{n+1} = x) \geq 1 - \alpha,$$

or equivalently,

$$\mathbb{P}_{P'}(y \in \mathcal{C}(x)) \geq 1 - \alpha.$$

Note that the event no longer depends on the test point, and so we are calculating probability with respect to the draw of the training data only, i.e., with respect to $(X_1, Y_1), \dots, (X_n, Y_n) \stackrel{\text{i.i.d.}}{\sim} P'$.

Next, observe that the result above holds for an arbitrarily small $\epsilon > 0$. By taking $\epsilon \rightarrow 0$, we have shown that the same bound must hold for data drawn from P , rather than from P' . To formalize this argument, we can compute

$$\mathbb{P}_P(y \in \mathcal{C}(x)) \geq \mathbb{P}_{P'}(y \in \mathcal{C}(x)) - d_{\text{TV}}(P^n, P'^n) \geq 1 - \alpha - d_{\text{TV}}(P^n, P'^n),$$

where d_{TV} denotes the total variation distance, and where P^n and P'^n denote the corresponding product distributions, i.e., the distribution of an i.i.d. sample of size n drawn from P or from P' , respectively. Since $d_{\text{TV}}(P^n, P'^n) \leq n d_{\text{TV}}(P, P') = n\epsilon$, we therefore have

$$\mathbb{P}_P(y \in \mathcal{C}(x)) \geq 1 - \alpha - n\epsilon.$$

Since this holds for any $\epsilon > 0$, this completes the proof.

Finally, to complete this section, we present a proof of the corollary, which verifies that in this setting, the interval $\mathcal{C}(X_{n+1})$ must often have infinite length.

Proof of Corollary 4.5

Fix any $x \in \mathcal{X}$ and fix any constants $A, B > 0$. Then, deterministically, it holds that

$$\text{Leb}(\mathcal{C}(x)) = \int_{y \in \mathbb{R}} \mathbb{1}\{y \in \mathcal{C}(x)\} \, dy \geq \int_{y=0}^{A+B} \mathbb{1}\{y \in \mathcal{C}(x)\} \, dy,$$

and so

$$\text{Leb}(\mathcal{C}(x)) \leq A \implies \int_{y=0}^{A+B} \mathbb{1}\{y \in \mathcal{C}(x)\} \, dy \leq A \iff \int_{y=0}^{A+B} \mathbb{1}\{y \notin \mathcal{C}(x)\} \, dy \geq B.$$

By Markov's inequality,

$$\begin{aligned} \mathbb{P}(\text{Leb}(\mathcal{C}(x)) \leq A) &\leq \mathbb{P}\left(\int_{y=0}^{A+B} \mathbb{1}\{y \notin \mathcal{C}(x)\} \, dy \geq B\right) \\ &\leq \frac{\mathbb{E}\left[\int_{y=0}^{A+B} \mathbb{1}\{y \notin \mathcal{C}(x)\} \, dy\right]}{B} = \frac{\int_{y=0}^{A+B} \mathbb{P}(y \notin \mathcal{C}(x)) \, dy}{B} \leq \frac{(A+B)\alpha}{B}, \end{aligned}$$

where the last step holds by Theorem 4.4, while the next-to-last step applies the Fubini–Tonelli theorem to swap order of integration. Taking $B \rightarrow \infty$, then, we have shown that

$$\mathbb{P}(\text{Leb}(\mathcal{C}(x)) \leq A) \leq \alpha.$$

Since this holds for all finite $A > 0$, we therefore have

$$\mathbb{P}(\text{Leb}(\mathcal{C}(x)) < \infty) \leq \alpha.$$

4.4 Relaxations of test-conditional coverage: a binning-based approach

So far, we have seen that it is impossible to achieve pointwise test-conditional coverage, i.e., conditional on $X_{n+1} = x$, in the nonatomic setting, but easy to achieve in the discrete setting. This discrepancy arises from the fact that the event $X = x$ might be observed many times in the training set in the discrete case, but (for any prespecified value x) will never occur in the training set for the nonatomic case. This suggests a way to relax the goal of conditional coverage in order to avoid the hardness result: we should condition on events that will be observed many times in a sample of size n . Specifically, we can consider partitioning the feature space into K many bins, $\mathcal{X} = \mathcal{X}_1 \cup \dots \cup \mathcal{X}_K$, and then requiring a bin-wise notion of conditional coverage:

$$\mathbb{P}(Y_{n+1} \in \mathcal{C}(X_{n+1}) \mid X_{n+1} \in \mathcal{X}_k) \geq 1 - \alpha \text{ for all } k \in [K] \text{ with } \mathbb{P}(X_{n+1} \in \mathcal{X}_k) > 0.$$

Just like in the discrete case, the split conformal procedure can be modified to achieve this guarantee, by simply choosing a threshold for the score separately within each bin k : defining $k(x) \in [K]$ as the index of the bin containing x , we construct the prediction set

$$\mathcal{C}(X_{n+1}) = \{y : s(X_{n+1}, y) \leq \hat{q}_{k(X_{n+1})}\},$$

where the score function s is pretrained (i.e., this method is a variant of split conformal prediction), and where for each k ,

$$\hat{q}_k = \text{Quantile}\left((S_i)_{i \in [n], X_i \in \mathcal{X}_k}; (1 - \alpha)(1 + 1/n_k)\right)$$

for $n_k = \sum_{i \in [n]} \mathbb{1}\{X_i \in \mathcal{X}_k\}$ is the sample size for the k th bin. (To account for the case where a bin \mathcal{X}_k might contain no calibration points, we will define the quantile of an empty list to be $+\infty$ —that is, if $X_i \notin \mathcal{X}_k$ for any $i \in [n]$, then $\hat{q}_k = +\infty$.)

Implicitly, in this split conformal version of the construction, we are assuming that the bins are fixed—that is, the bins are chosen independently of the data, or are chosen using the pretraining set. This type of construction can be extended to full conformal prediction as well: define

$$\mathcal{C}(X_{n+1}) = \{y : S_{n+1}^y \leq \hat{q}_{k(X_{n+1})}^y\}, \quad (4.5)$$

where now the quantile is given by

$$\hat{q}_k^y = \text{Quantile}((S_i^y)_{i \in [n], X_i \in \mathcal{X}_k}; (1 - \alpha)(1 + 1/n_k)),$$

for scores S_i^y defined exactly as in Chapter 3. Of course, as usual, the bin-wise split conformal method defined above is simply a special case of this procedure.

The following result verifies that this modified full conformal method achieves bin-conditional coverage:

Theorem 4.6

Suppose $(X_1, Y_1), \dots, (X_{n+1}, Y_{n+1})$ are exchangeable. Then the bin-wise prediction interval $\mathcal{C}(X_{n+1})$ defined in (4.5) satisfies

$$\mathbb{P}(Y_{n+1} \in \mathcal{C}(X_{n+1}) \mid X_{n+1} \in \mathcal{X}_k) \geq 1 - \alpha$$

for all $k \in [K]$ with $\mathbb{P}(X_{n+1} \in \mathcal{X}_k) > 0$.

Pointwise coverage in the discrete case (i.e., the guarantee that $\mathbb{P}(Y_{n+1} \in \mathcal{C}(X_{n+1}) \mid X_{n+1} = x_k) \geq 1 - \alpha$, for each k , which we covered in Section 4.3.1 above) is actually a special case of this result: in the setting where $|\mathcal{X}| = K$, we can simply take each bin \mathcal{X}_k to be a singleton set.

The key idea for the proof of this theorem lies in the following lemma:

Lemma 4.7

Suppose $(X_1, Y_1), \dots, (X_{n+1}, Y_{n+1})$ are exchangeable. Fix any subset $\mathcal{Z}_0 \subseteq \mathcal{X} \times \mathcal{Y}$, and for any fixed nonempty subset $I \subseteq [n+1]$, let \mathcal{E}_I be the event that $\{i \in [n+1] : (X_i, Y_i) \in \mathcal{Z}_0\} = I$. If \mathcal{E}_I has positive probability, then $((X_i, Y_i))_{i \in I}$ is exchangeable conditional on \mathcal{E}_I .

Furthermore, if $(X_{n+1}, Y_{n+1}) \in \mathcal{Z}_0$ has positive probability, then for any symmetric score function s the quantity

$$p = \frac{1 + \sum_{i \in [n]} \mathbb{1}\{(X_i, Y_i) \in \mathcal{Z}_0, S_i \geq S_{n+1}\}}{1 + \sum_{i \in [n]} \mathbb{1}\{(X_i, Y_i) \in \mathcal{Z}_0\}}$$

satisfies $\mathbb{P}(p \leq \tau \mid (X_{n+1}, Y_{n+1}) \in \mathcal{Z}_0) \leq \tau$ for any $\tau \in [0, 1]$, where $S_i = s((X_i, Y_i); \mathcal{D}_{n+1})$.

We will use this lemma to prove the bin-wise conditional coverage guarantee here, but will also use it again for several related results later on in the chapter.

Proof of Theorem 4.6

First, by construction of the set $\mathcal{C}(X_{n+1})$, we can see that on the event $X_{n+1} \in \mathcal{X}_k$,

$$Y_{n+1} \in \mathcal{C}(X_{n+1}) \iff \frac{1 + \sum_{i \in [n], X_i \in \mathcal{X}_k} \mathbb{1}\{S_i \geq S_{n+1}\}}{1 + n_k} > \alpha \quad (4.6)$$

(the proof of this statement is analogous to the proof of Proposition 3.8).

Next, fix any bin k with $\mathbb{P}(X_{n+1} \in \mathcal{X}_k) > 0$, and let $\mathcal{Z}_0 = \mathcal{X}_k \times \mathcal{Y} \subseteq \mathcal{X} \times \mathcal{Y}$. By Lemma 4.7,

the quantity

$$p = \frac{1 + \sum_{i \in [n]} \mathbb{1}\{(X_i, Y_i) \in \mathcal{Z}_0, S_i \geq S_{n+1}\}}{1 + \sum_{i \in [n]} \mathbb{1}\{(X_i, Y_i) \in \mathcal{Z}_0\}}$$

satisfies $\mathbb{P}(p \leq \alpha \mid X_{n+1} \in \mathcal{X}_k) = \mathbb{P}(p \leq \alpha \mid (X_{n+1}, Y_{n+1}) \in \mathcal{Z}_0) \leq \alpha$. But by definition of \mathcal{Z}_0 and of n_k , we can rewrite this quantity as

$$p = \frac{1 + \sum_{i \in [n], X_i \in \mathcal{X}_k} \mathbb{1}\{S_i \geq S_{n+1}\}}{1 + n_k}.$$

By (4.6), this completes the proof.

Finally, we prove the lemma.

Proof of Lemma 4.7

For convenience, throughout this proof we will write $Z_i = (X_i, Y_i)$.

To verify the first part of the lemma, we fix any nonempty $I \subseteq [n+1]$ such that $\mathbb{P}(\mathcal{E}_I) > 0$. Fix any permutation σ on I , and let $\tilde{\sigma}$ be the permutation on $[n+1]$ defined as

$$\tilde{\sigma}(i) = \begin{cases} \sigma(i), & i \in I, \\ i, & i \notin I. \end{cases}$$

As before, we will write $Z_{\tilde{\sigma}} = (Z_{\tilde{\sigma}(1)}, \dots, Z_{\tilde{\sigma}(n+1)})$, and note that $Z \stackrel{d}{=} Z_{\tilde{\sigma}}$ by exchangeability of the data.

For any $A \subseteq (\mathcal{X} \times \mathcal{Y})^{|I|}$, we have

$$\begin{aligned} & \mathbb{P}((Z_i)_{i \in I} \in A, \mathcal{E}_I) \\ &= \mathbb{P}((Z_i)_{i \in I}, \{i \in [n+1] : Z_i \in \mathcal{Z}_0\} = I) \\ &= \mathbb{P}((Z_{\tilde{\sigma}(i)})_{i \in I} \in A, \{i \in [n+1] : Z_{\tilde{\sigma}(i)} \in \mathcal{Z}_0\} = I) \quad \text{since } Z \stackrel{d}{=} Z_{\tilde{\sigma}} \\ &= \mathbb{P}((Z_{\tilde{\sigma}(i)})_{i \in I} \in A, \{i \in [n+1] : Z_i \in \mathcal{Z}_0\} = I) \quad \text{since } \tilde{\sigma}(i) \in I \text{ if and only if } i \in I \\ &= \mathbb{P}((Z_{\tilde{\sigma}(i)})_{i \in I} \in A, \mathcal{E}_I) \\ &= \mathbb{P}((Z_{\sigma(i)})_{i \in I} \in A, \mathcal{E}_I), \end{aligned}$$

where the last step holds by definition of $\tilde{\sigma}$. Therefore,

$$\mathbb{P}((Z_i)_{i \in I} \in A \mid \mathcal{E}_I) = \frac{\mathbb{P}((Z_i)_{i \in I} \in A, \mathcal{E}_I)}{\mathbb{P}(\mathcal{E}_I)} = \frac{\mathbb{P}(((Z_{\sigma(i)})_{i \in I} \in A, \mathcal{E}_I)}{\mathbb{P}(\mathcal{E}_I)} = \mathbb{P}(((Z_{\sigma(i)})_{i \in I} \in A \mid \mathcal{E}_I).$$

Since this holds for every A , this proves that $(Z_i)_{i \in I}$ and $(Z_{\sigma(i)})_{i \in I}$ are equal in distribution conditional on \mathcal{E}_I , for any permutation σ on I . This verifies exchangeability of $(Z_i)_{i \in I}$ conditional on \mathcal{E}_I . as desired.

Finally, we turn to the quantity p defined in the last part of the lemma. First, we need to verify that conditionally on \mathcal{E}_I , the scores $(S_i)_{i \in I}$ are exchangeable. Again let σ be any

permutation on I , and let $\tilde{\sigma}$ be defined as above. Then, we have

$$\begin{aligned}
(S_i)_{i \in I} &= (s(Z_i; \mathcal{D}_{n+1}))_{i \in I} \\
&\stackrel{d}{=} (s(Z_{\tilde{\sigma}(i)}; (\mathcal{D}_{n+1})_{\tilde{\sigma}}))_{i \in I} \text{ by exchangeability of the data} \\
&= (s(Z_{\tilde{\sigma}(i)}; \mathcal{D}_{n+1}))_{i \in I} \text{ since } s \text{ is symmetric} \\
&= (s(Z_{\sigma(i)}; \mathcal{D}_{n+1}))_{i \in I} \text{ by definition of } \tilde{\sigma} \\
&= (S_{\sigma(i)})_{i \in I}.
\end{aligned}$$

This verifies exchangeability of $(S_i)_{i \in I}$, which then implies that the quantity

$$p_I = \frac{\sum_{i \in I} \mathbb{1}\{S_i \geq S_{n+1}\}}{|I|}$$

is a valid p-value conditional on \mathcal{E}_I , i.e., $\mathbb{P}(p_I \leq \alpha \mid \mathcal{E}_I) \leq \alpha$ (see Corollary 2.5). But on the event \mathcal{E}_I , we have $p_I = p$ by construction. Since $Z_{n+1} \in \mathcal{Z}_0$ holds if and only if \mathcal{E}_I holds for some $I \ni n+1$, we therefore have

$$\begin{aligned}
\mathbb{P}(p \leq \alpha, Z_{n+1} \in \mathcal{Z}_0) &= \sum_{I \ni n+1} \mathbb{P}(p \leq \alpha, \mathcal{E}_I) \\
&= \sum_{I \ni n+1} \mathbb{P}(p_I \leq \alpha, \mathcal{E}_I) \\
&= \sum_{I \ni n+1} \mathbb{P}(\mathcal{E}_I) \cdot \mathbb{P}(p_I \leq \alpha \mid \mathcal{E}_I) \\
&= \sum_{I \ni n+1} \mathbb{P}(\mathcal{E}_I) \cdot \alpha \\
&= \alpha \cdot \mathbb{P}(Z_{n+1} \in \mathcal{Z}_0),
\end{aligned}$$

which proves that $\mathbb{P}(p \leq \alpha \mid Z_{n+1} \in \mathcal{Z}_0) \leq \alpha$, as desired.

4.5 Label-conditional coverage

In classification problems, another concept of validity that is stronger than marginal validity is label-conditional coverage. This term refers to coverage conditional on the response Y_{n+1} , in settings where the response is categorical (and is thus commonly referred to as the “label” of the data point).

Formally, if $\mathcal{Y} = \{1, \dots, K\}$, we seek prediction sets \mathcal{C} such that

$$\mathbb{P}(Y_{n+1} \in \mathcal{C}(X_{n+1}) \mid Y_{n+1} = y) \geq 1 - \alpha \quad (4.7)$$

for all $y = 1, \dots, K$. It turns out that this is tractable with sufficient data, just like for test-conditional coverage in the setting where $|\mathcal{X}|$ is finite.

We now show how to achieve (4.7) with a modification of the full conformal algorithm. Essentially, we split the data into classes, and then carry out conformal prediction within each class separately. However, since we do not know the class of the test data point, to implement this we will need to use a hypothesized test point value y in place of the unknown Y_{n+1} .

To be more precise, in order to achieve label-conditional coverage, we will compare the score $S_{n+1}^y = s((X_{n+1}, y); \mathcal{D}_{n+1}^y)$ against scores S_i^y for training points i for which $Y_i = y$. To this end, let $\mathcal{I}_y = \{i \in [n] : Y_i = y\}$ and let $n_y = |\mathcal{I}_y|$, and define the quantile

$$\hat{q}^y = \text{Quantile}((S_i^y)_{i \in \mathcal{I}_y}; (1 - \alpha)(1 + 1/n_y)).$$

If $S_{n+1}^y \leq \hat{q}_y$, then Y_{n+1} taking a value of y is judged to be consistent with previous data. Repeating this for each value of y , we arrive at the following prediction set:

$$\mathcal{C}(X_{n+1}) = \{y : S_{n+1}^y \leq \hat{q}^y\}.$$

This closely parallels the prediction set constructions for test-conditional coverage when the feature vector X_{n+1} is discrete, as in (4.3), or when we relax our goal to bin-wise conditional coverage, as in (4.5). Just like for those two methods, we partition the training points over the K different classes, and calculate a different value of the conformal quantile for each one.

Theorem 4.8: Label-conditional coverage guarantee

Suppose $(X_1, Y_1), \dots, (X_{n+1}, Y_{n+1})$ are exchangeable and that s is a symmetric score function. Then the label-conditional prediction set $\mathcal{C}(X_{n+1})$ defined satisfies

$$\mathbb{P}(Y_{n+1} \in \mathcal{C}(X_{n+1}) \mid Y_{n+1} = y) \geq 1 - \alpha$$

for all $y \in \mathcal{Y}$ such that $\mathbb{P}(Y_{n+1} = y) > 0$.

This result is a special case of Theorem 4.9 below, so we omit the proof.

We point out that the prediction sets always include a label y if there are insufficient examples with that value of y in the calibration data. Thus, the prediction sets are more useful when there are at least $\approx 1/\alpha$ examples of each class in the data; if this is not the case for some y , then this candidate label value y will *always* be included in the prediction set.

4.6 Mondrian conformal prediction

Binned conditional coverage and label-conditional coverage are both special cases of *Mondrian conformal prediction*, a more general framework that enables us to enforce conditional coverage relative to events that capture information about the feature X , about the label Y , or both. To define this general method, the space $\mathcal{X} \times \mathcal{Y}$ is first partitioned into a finite number of groups: formally, we let $g : \mathcal{X} \times \mathcal{Y} \rightarrow \{1, \dots, K\}$ be the function that maps a data point to its group identifier. Mondrian conformal prediction is an algorithm that guarantees coverage at least level $1 - \alpha$ for each group, i.e.,

$$\mathbb{P}(Y_{n+1} \in \mathcal{C}(X_{n+1}) \mid g(X_{n+1}, Y_{n+1}) = k) \geq 1 - \alpha$$

for all $k \in \{1, \dots, K\}$.

The idea behind the algorithm is similar to that of the binning-based or label-conditional approaches described earlier in this chapter. For each provisional value of $y \in \mathcal{Y}$, we compute the group identifier $g(X_{n+1}, y)$. Then, we compare the conformal score $S_{n+1}^y = s((X_{n+1}, y); \mathcal{D}_{n+1}^y)$ to the conformal scores $S_i^y = s((X_i, Y_i); \mathcal{D}_{n+1}^y)$ for all $i \in [n]$ such that $g(X_i, Y_i) = g(X_{n+1}, y)$ —that is, we compare to all those data points that lie in the same group as the hypothesized test point (X_{n+1}, y) . To formalize this, defining $\mathcal{I}_k = \{i \in [n] : g(X_i, Y_i) = k\}$ for each group $k \in [K]$, we compute the quantile

$$\hat{q}^y = \text{Quantile}((S_i^y)_{i \in \mathcal{I}_g(X_{n+1}, y)}; (1 - \alpha)(1 + 1/|\mathcal{I}_g(X_{n+1}, y)|)).$$

This leads us to the proposed prediction set

$$\mathcal{C}(X_{n+1}) = \{y : S_{n+1}^y \leq \hat{q}^y\}. \quad (4.8)$$

Theorem 4.9: Mondrian coverage guarantee

Suppose $(X_1, Y_1), \dots, (X_{n+1}, Y_{n+1})$ are exchangeable and that s is a symmetric score function. The Mondrian prediction set $\mathcal{C}(X_{n+1})$ defined in (4.8) satisfies the conditional coverage guarantee

$$\mathbb{P}(Y_{n+1} \in \mathcal{C}(X_{n+1}) \mid g(X_{n+1}, Y_{n+1}) = k) \geq 1 - \alpha$$

for all $k \in \{1, \dots, K\}$ such that $\mathbb{P}(g(X_{n+1}, Y_{n+1}) = k) > 0$.

Proof of Theorem 4.9

This proof generalizes the proof of Theorem 4.6, and follows an identical structure. First, by construction of the set $\mathcal{C}(X_{n+1})$, we can see that for any $k \in [K]$, on the event $g(X_{n+1}, Y_{n+1}) = k$,

$$Y_{n+1} \in \mathcal{C}(X_{n+1}) \iff \frac{1 + \sum_{i \in [n], g(X_i, Y_i) = k} \mathbb{1}\{S_i \geq S_{n+1}\}}{1 + |\mathcal{I}_k|} > \alpha \quad (4.9)$$

(the proof of this statement is analogous to the proof of Proposition 3.8).

Next, fix any label $k \in [K]$ with $\mathbb{P}(g(X_{n+1}, Y_{n+1}) = k) > 0$, and let $\mathcal{Z}_0 = \{(x, y) \in \mathcal{X} \times \mathcal{Y} : g(x, y) = k\} \subseteq \mathcal{X} \times \mathcal{Y}$. By Lemma 4.7, the quantity

$$p = \frac{1 + \sum_{i \in [n]} \mathbb{1}\{(X_i, Y_i) \in \mathcal{Z}_0, S_i \geq S_{n+1}\}}{1 + \sum_{i \in [n]} \mathbb{1}\{(X_i, Y_i) \in \mathcal{Z}_0\}} = \frac{1 + \sum_{i \in [n], g(X_i, Y_i) = k} \mathbb{1}\{S_i \geq S_{n+1}\}}{1 + |\mathcal{I}_k|}$$

satisfies $\mathbb{P}(p \leq \alpha \mid g(X_{n+1}, Y_{n+1}) = k) \leq \alpha$. By (4.9), this completes the proof.

4.7 Relaxations of test-conditional coverage: beyond binning

In Section 4.3.2, we learned that the strongest form of the test-conditional coverage property, which requires that

$$\mathbb{P}(Y_{n+1} \in \mathcal{C}(X_{n+1}) \mid X_{n+1}) \geq 1 - \alpha \text{ holds almost surely over } X_{n+1}, \quad (4.10)$$

is in general too strong—for a nonatomic feature distribution P_X , it is essentially impossible to improve upon the trivial algorithm: outputting \mathcal{Y} with probability $1 - \alpha$ and \emptyset otherwise.

Given this impossibility result, one might wonder if test-conditional coverage is intrinsically impossible, or if there are some mild relaxations of the problem which admit practical solutions. To explore this idea, we will now consider several such relaxations.

4.7.1 For all X or for most X ?

Instead of requiring test-conditional coverage to hold for all values of X_{n+1} , as in (4.10), we can consider relaxing the condition by requiring it to hold only for “most” values of X_{n+1} , to avoid a scenario where some nonnegligible fraction of X_{n+1} values, say some set $\mathcal{X}_0 \subseteq \mathcal{X}$, has a coverage level substantially lower than $1 - \alpha$. To quantify this, we consider the following relaxation of the goal of test-conditional coverage:

$$\mathbb{P}(Y_{n+1} \in \mathcal{C}(X_{n+1}) \mid X_{n+1} \in \mathcal{X}_0) \geq 1 - \alpha \text{ for all } P, \text{ and all } \mathcal{X}_0 \subseteq \mathcal{X} \text{ with } P_X(\mathcal{X}_0) \geq \delta. \quad (4.11)$$

Here probability is taken with respect to data $(X_1, Y_1), \dots, (X_{n+1}, Y_{n+1})$ sampled i.i.d. from P . We can observe that if this relaxed condition holds for all values $\delta > 0$, then we would simply recover the original condition (4.10), which we know to be impossible in the nonatomic setting. Instead, we will ask whether it is possible to ensure that this relaxed condition holds for some fixed and positive δ .

Of course, even the original definition (4.10) of test-conditional coverage can be satisfied if we are willing to accept the trivial algorithm. The impossibility result derived above in Theorem 4.4 and Corollary 4.5 can be interpreted as telling us that this trivial solution is a baseline that cannot be improved upon.

When we instead aim for the relaxed condition (4.11), a different trivial solution gives us a baseline for this setting: we can simply run any distribution-free method (e.g., split or full conformal) with target coverage level $1 - \alpha\delta$ in place of $1 - \alpha$. This strategy is trivial because in no way is it required to adapt to the difficulty of the prediction task as a function of X_{n+1} —it simply achieves the guarantee by being more conservative overall. To verify that this would lead to the desired guarantee, we can simply observe that, for any \mathcal{X}_0 with

$$P_X(\mathcal{X}_0) \geq \delta,$$

$$\begin{aligned} \mathbb{P}(Y_{n+1} \notin \mathcal{C}(X_{n+1}) \mid X_{n+1} \in \mathcal{X}_0) &\leq \delta^{-1} \mathbb{P}(Y_{n+1} \notin \mathcal{C}(X_{n+1}) \cdot \mathbb{1}_{X_{n+1} \in \mathcal{X}_0}) \\ &\leq \delta^{-1} \mathbb{P}(Y_{n+1} \notin \mathcal{C}(X_{n+1})) \leq \delta^{-1} \cdot \alpha \delta = \alpha, \end{aligned} \quad (4.12)$$

where the last inequality holds if \mathcal{C} is constructed via some method guaranteeing marginal coverage at level $1 - \alpha\delta$. In fact, if we allow randomization in our construction, this trivial solution can be generalized to a family of solutions, parameterized by $c \in [0, 1]$:

$$\begin{cases} \text{Construct } \mathcal{C}'(X_{n+1}), \text{ using any method that guarantees marginal coverage at level } 1 - c\alpha\delta. \\ \text{With probability } \frac{1-c\alpha}{1-c\alpha}, \text{ return } \mathcal{C}(X_{n+1}) = \mathcal{C}'(X_{n+1}); \text{ otherwise, return } \mathcal{C}(X_{n+1}) = \emptyset. \end{cases} \quad (4.13)$$

Proposition 4.10

For any $c \in [0, 1]$, the procedure defined in (4.13) satisfies the relaxed test-conditional coverage condition (4.11).

Proof of Proposition 4.10

By construction of the method, we have

$$\mathbb{P}(Y_{n+1} \in \mathcal{C}(X_{n+1}) \mid X_{n+1} \in \mathcal{X}_0) = \frac{1 - c\alpha}{1 - c\alpha} \cdot \mathbb{P}(Y_{n+1} \in \mathcal{C}'(X_{n+1}) \mid X_{n+1} \in \mathcal{X}_0).$$

Next, following the same steps as in the calculations (4.12) above,

$$\mathbb{P}(Y_{n+1} \notin \mathcal{C}'(X_{n+1}) \mid X_{n+1} \in \mathcal{X}_0) \leq \delta^{-1} \cdot c\alpha\delta = c\alpha.$$

Combining these two calculations proves the result.

Consequently, in the setting of relaxed (rather than almost sure) test-conditional coverage, our question is somewhat different from before. Again working in the setting $\mathcal{Y} = \mathbb{R}$, while before we asked whether it is possible for a procedure satisfying the original condition (4.10) to return an interval of *finite* length, now we ask whether a procedure satisfying the relaxed condition (4.11) can return an interval of *shorter* length than the trivial solution obtained via (4.4) above. For example, we may ask, for any \mathcal{C} that achieves the relaxed test-conditional coverage condition (4.11),

$$\text{Is it true that } \mathbb{E}[\text{Leb}(\mathcal{C}(X_{n+1}))] \geq \inf_{c \in [0, 1]} \left\{ \frac{1 - c\alpha}{1 - c\alpha} \cdot \mathbb{E}[\text{Leb}(\mathcal{C}_{\text{split}; 1 - c\alpha\delta}(X_{n+1}))] \right\} ? \quad (4.14)$$

Here $\mathcal{C}_{\text{split}; 1 - c\alpha\delta}$ is the interval returned by running split conformal prediction at coverage level $1 - c\alpha\delta$. It turns out that, while we cannot prove this exact bound, the lower bound established in the following theorem tells a very similar story—we will explain more once we have stated the result. In order to present the theorem we first need to define a new quantity: for $t \in [0, 1]$, let $L_P(1 - t)$ be the minimum length of any *oracle* prediction interval \mathcal{C}_{1-t}^P , which is constructed given knowledge of the distribution P (i.e., not a distribution-free method), and has coverage level $1 - t$:

$$L_P(1 - t) = \inf \{ \mathbb{E}_P[\text{Leb}(\mathcal{C}_{1-t}^P(X))] : \mathcal{C}_{1-t}^P \text{ satisfies } \mathbb{P}_P(Y \in \mathcal{C}_{1-t}^P(X)) \geq 1 - t \}.$$

For example, if under the true distribution P it holds that $Y = f(X) + \mathcal{N}(0, 1)$ for some function f , then the minimum-length interval is given by $\mathcal{C}_{1-t}^P(X) = f(X) \pm z_{1-t/2}^*$, where $z_{1-t/2}^*$ is the $(1 - t/2)$ -quantile of the standard normal distribution, and so $L_P(1 - t) = 2z_{1-t/2}^*$. For a general distribution P , we emphasize that this minimum length is *not* over methods that have distribution-free validity; we are instead considering prediction intervals that are constructed using knowledge of P , which might be substantially narrower. These oracle lengths satisfy a natural property, which we state without proof:

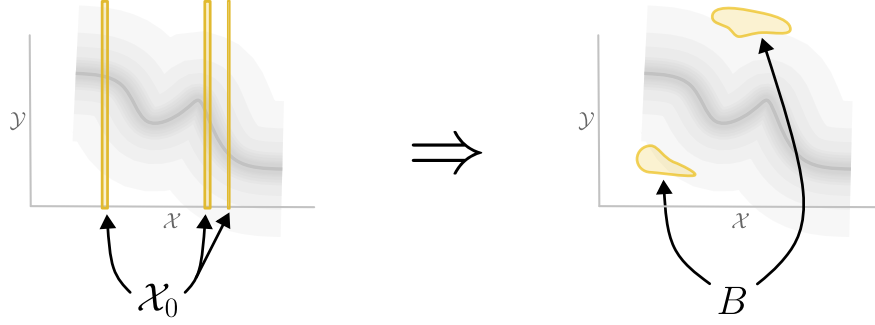


Figure 4.4: **An illustration of the hardness result in Lemma 4.13.** The lemma says that, if we satisfy conditional coverage over *all* $\mathcal{X}_0 \subseteq \mathcal{X}$ with measure at least δ , then we must *also* have coverage for all regions $B \subseteq \mathcal{X} \times \mathcal{Y}$ with measure δ . This leads to the lower bound in Theorem 4.12, because a predictive inference procedure that has high coverage conditional on $(X, Y) \in B$ must necessarily return very wide intervals, since B is in a region of low density. On the left is drawn an example set \mathcal{X}_0 , and on the right an example B .

Fact 4.11

For any distribution P , the oracle length $L_P(1 - t)$ is a convex and nonincreasing function of t .

Now we present the theorem:

Theorem 4.12

Suppose \mathcal{C} satisfies the distribution-free relaxed test-conditional coverage condition (4.11), and let $\mathcal{Y} = \mathbb{R}$. Then, for any distribution P on $\mathcal{X} \times \mathbb{R}$ for which the marginal P_X is nonatomic,

$$\mathbb{E}[\text{Leb}(\mathcal{C}(X_{n+1}))] \geq \inf_{c \in [0, 1]} \left\{ \frac{1 - \alpha}{1 - c\alpha} \cdot L_P(1 - c\alpha\delta) \right\}.$$

We can see that this theorem establishes a lower bound that, at first glance, appears similar to the goal laid out in (4.14), with a key difference: instead of the length of a split conformal interval, $\mathbb{E}[\text{Leb}(\mathcal{C}_{\text{split}; 1 - c\alpha\delta}(X_{n+1}))]$, we instead have the length of an oracle interval, $L_P(1 - c\alpha\delta)$. Of course, it may be the case that this oracle length $L_P(1 - c\alpha\delta)$ is much shorter than the expected length of the split conformal interval—naturally we expect to pay a price for distribution-free validity. Why do we say, then, that the result of the theorem can be viewed as telling us something similar to the original goal in (4.14)? This is because, as we will discuss in Chapter 5, in certain settings where we are able to find a score function that captures the true distribution of the data, the split conformal interval is asymptotically equivalent to the oracle prediction interval—that is, in “nice” settings, if the sample size n is sufficiently large then we can assume the length of the split conformal interval, $\mathbb{E}[\text{Leb}(\mathcal{C}_{\text{split}; 1 - c\alpha\delta}(X_{n+1}))]$, is approximately equal to the best possible length that can be achieved with oracle knowledge of the distribution P , which is $L_P(1 - c\alpha\delta)$. In such settings, then, the lower bound in the theorem can be interpreted as implying that the bound (4.14) approximately holds.

The proof of the hardness result in Theorem 4.12 relies primarily on the following key lemma:

Lemma 4.13

Suppose \mathcal{C} satisfies the distribution-free relaxed test-conditional coverage condition (4.11). Let P be any distribution on $\mathcal{X} \times \mathcal{Y}$ such that the marginal P_X is nonatomic. Then

$$\mathbb{P}_P(Y_{n+1} \in \mathcal{C}(X_{n+1}) \mid (X_{n+1}, Y_{n+1}) \in B) \geq 1 - \alpha \text{ for any } B \subseteq \mathcal{X} \times \mathcal{Y} \text{ with } P(B) \geq \delta. \quad (4.15)$$

The significance of this lemma may not be immediately evident. Indeed, its conclusion, the bound given in (4.15), looks extremely similar to the relaxed definition (4.11) of conditional coverage that we have assumed

to hold; the only difference lies in whether we condition on an event that depends on the test feature X_{n+1} only, or on the entire test point (X_{n+1}, Y_{n+1}) . In fact, these two statements have very different implications.

To illustrate this difference, let's consider a very simple example, without the distribution-free context. Suppose again that $Y = f(X) + \mathcal{N}(0, 1)$, i.e., we assume a Gaussian model on the noise. Then, with oracle knowledge of this conditional distribution, the prediction interval $\mathcal{C}(x) = f(x) \pm 1.96$ offers 95% coverage for the conditional distribution of Y given $X = x$ —and in particular, would satisfy a guarantee of the type (4.11) for arbitrarily small δ . On the other hand, a bound of the type (4.15) would not be satisfied—for instance, choosing any $B \subseteq \{(x, y) : |y - f(x)| > 1.96\}$, we can have $P(B)$ potentially as large as $\mathbb{P}(|Y - f(X)| > 1.96) = 0.05$, but our interval $\mathcal{C}(x)$ would lead to *zero* coverage conditional on the event $(X, Y) \in B$. See also Figure 4.4 for a visualization.

In other words, the difference is this: the definition (4.11) requires a high level of predictive coverage even at rare values of X , but the conclusion of the lemma given in (4.15) tells us that we therefore also have a high level of predictive coverage even at rare values of Y . While the first statement seems reasonable, the second statement inherently conflicts with the goal of accurate predictive inference, where we typically want to return an interval containing only plausible values of Y .

Next, we prove the key lemma. The main idea of the proof relies on the following strategy: when sampling m i.i.d. draws from any distribution P , it is nearly equivalent to first sample $M \geq m$ i.i.d. draws from P , then sample m times with replacement from this list, as long as M is sufficiently large (specifically, $M \gg m^2$). We will see this construction used again for other hardness results proved later in the book, in other contexts—we refer to it as the *sample-resample* construction, and we include it as its own lemma:

Lemma 4.14: The sample-resample construction

Let P be a distribution on \mathcal{Z} , and let $m, M \geq 1$. Let P^m denote the corresponding product distribution on \mathcal{Z}^m —that is, the distribution of (Z_1, \dots, Z_m) , where $Z_1, \dots, Z_m \stackrel{\text{i.i.d.}}{\sim} P$. Moreover, let Q denote the distribution on \mathcal{Z}^m obtained by the following process to generate (Z_1, \dots, Z_m) :

1. Sample $Z^{(1)}, \dots, Z^{(M)} \stackrel{\text{i.i.d.}}{\sim} P$, and define the empirical distribution $\hat{P}_M = \frac{1}{M} \sum_{i=1}^M \delta_{Z^{(i)}}$;
2. Sample $Z_1, \dots, Z_m \stackrel{\text{i.i.d.}}{\sim} \hat{P}_M$.

Then

$$d_{\text{TV}}(P^m, Q) \leq \frac{m(m-1)}{2M},$$

where d_{TV} denotes the total variation distance between distributions.

With this technique in place, we are now ready to prove Lemma 4.13.

Proof of Lemma 4.13

First we prove the result for any set B with $\mathbb{P}_P((X, Y) \in B) > \delta$. Fix a large integer M , let $(X^{(1)}, Y^{(1)}), \dots, (X^{(M)}, Y^{(M)})$ be an arbitrary sequence of M data points, and let $\hat{P}_M = \frac{1}{M} \sum_{i=1}^M \delta_{(X^{(i)}, Y^{(i)})}$ denote the empirical distribution of this sequence. Define

$$\mathcal{M} = \{m \in \{1, \dots, M\} : (X^{(m)}, Y^{(m)}) \in B\}$$

as the set of indices whose points lie in B , and let $\mathcal{X}_0 = \{X^{(m)} : m \in \mathcal{M}\}$ be the corresponding set of X values. Then $\mathbb{P}_{\hat{P}_M}(X \in \mathcal{X}_0) \geq |\mathcal{M}|/M$ by construction. Therefore, since \mathcal{C} satisfies $(1 - \alpha, \delta)$ -conditional coverage, if $|\mathcal{M}| \geq \delta M$ (and so $\mathbb{P}_{\hat{P}_M}(X \in \mathcal{X}_0) \geq \delta$) then we must have

$$\mathbb{P}_{\hat{P}_M}(Y_{n+1} \in \mathcal{C}(X_{n+1}) \mid X_{n+1} \in \mathcal{X}_0) \geq 1 - \alpha.$$

Therefore,

$$\mathbb{P}_{\widehat{P}_M}(Y_{n+1} \in \mathcal{C}(X_{n+1}), X_{n+1} \in \mathcal{X}_0) \geq (1 - \alpha) \cdot \frac{|\mathcal{M}|}{M} \cdot \mathbb{1}_{|\mathcal{M}| \geq \delta M}.$$

Moreover, if the values $X^{(1)}, \dots, X^{(M)}$ are all distinct, then under the distribution \widehat{P}_M , $X_{n+1} \in \mathcal{X}_0$ if and only if $(X_{n+1}, Y_{n+1}) \in B$. In other words, we have shown that for any sequence $(X^{(1)}, Y^{(1)}), \dots, (X^{(M)}, Y^{(M)})$ where the values $X^{(1)}, \dots, X^{(M)}$ are all distinct, it must hold that

$$\mathbb{P}_{\widehat{P}_M}(Y_{n+1} \in \mathcal{C}(X_{n+1}), (X_{n+1}, Y_{n+1}) \in B) \geq (1 - \alpha) \cdot \frac{|\mathcal{M}|}{M} \cdot \mathbb{1}_{|\mathcal{M}| \geq \delta M}. \quad (4.16)$$

Next, consider the following construction:

1. Sample $(X^{(1)}, Y^{(1)}), \dots, (X^{(M)}, Y^{(M)}) \stackrel{\text{i.i.d.}}{\sim} P$, and let $\widehat{P}_M = \frac{1}{M} \sum_{i=1}^M \delta_{(X^{(i)}, Y^{(i)})}$ be the corresponding empirical distribution;
2. Sample $(X_1, Y_1), \dots, (X_{n+1}, Y_{n+1}) \stackrel{\text{i.i.d.}}{\sim} \widehat{P}_M$.

Since P_X is assumed to be nonatomic, this means that $X^{(1)}, \dots, X^{(M)}$ are distinct almost surely in this construction, and therefore, the inequality (4.16) holds almost surely with respect to the draw of $(X^{(1)}, Y^{(1)}), \dots, (X^{(M)}, Y^{(M)})$. Now define a distribution Q on $(\mathcal{X} \times \mathcal{Y})^{n+1}$, given by the marginal distribution of $(X_1, Y_1), \dots, (X_{n+1}, Y_{n+1})$ under the construction above. Marginalizing (4.16) over the random draw of $(X^{(1)}, Y^{(1)}), \dots, (X^{(M)}, Y^{(M)})$, then, we have shown that

$$\mathbb{P}_{((X_1, Y_1), \dots, (X_{n+1}, Y_{n+1})) \sim Q} \left(Y_{n+1} \in \mathcal{C}(X_{n+1}), (X_{n+1}, Y_{n+1}) \in B \right) \geq (1 - \alpha) \cdot \mathbb{E} \left[\frac{|\mathcal{M}|}{M} \cdot \mathbb{1}_{|\mathcal{M}| \geq \delta M} \right].$$

Next, we also have $|\mathcal{M}| \sim \text{Binomial}(M, \delta')$ by construction, where we define $\delta' = \mathbb{P}_P((X, Y) \in B) > \delta$. We then have

$$\begin{aligned} \mathbb{E} \left[\frac{|\mathcal{M}|}{M} \cdot \mathbb{1}_{|\mathcal{M}| \geq \delta M} \right] &\geq \mathbb{E} \left[\frac{|\mathcal{M}|}{M} \right] - \mathbb{P}(|\mathcal{M}| < \delta M) \\ &= \delta' - \mathbb{P}(\text{Binomial}(M, \delta') < M\delta) \\ &\geq \delta' - e^{-2M(\delta' - \delta)^2}, \end{aligned}$$

where the last step holds by Hoeffding's inequality. Moreover, by Lemma 4.14, we have

$$d_{\text{TV}}(P^{n+1}, Q) \leq \frac{n(n+1)}{2M}.$$

Therefore, combining all these calculations, we have shown that

$$\begin{aligned} &\mathbb{P}_{(X_i, Y_i) \stackrel{\text{i.i.d.}}{\sim} P} \left(Y_{n+1} \in \mathcal{C}(X_{n+1}), (X_{n+1}, Y_{n+1}) \in B \right) \\ &\geq \mathbb{P}_{((X_1, Y_1), \dots, (X_{n+1}, Y_{n+1})) \sim Q} \left(Y_{n+1} \in \mathcal{C}(X_{n+1}), (X_{n+1}, Y_{n+1}) \in B \right) - \frac{n(n+1)}{2M} \\ &\geq (1 - \alpha) \left[\delta' - e^{-2M(\delta' - \delta)^2} \right] - \frac{n(n+1)}{2M}. \end{aligned}$$

Since M can be taken to be arbitrarily large, therefore, this proves that

$$\mathbb{P}_P(Y_{n+1} \in \mathcal{C}(X_{n+1}), (X_{n+1}, Y_{n+1}) \in B) \geq (1 - \alpha)\delta' = (1 - \alpha)\mathbb{P}_P((X_{n+1}, Y_{n+1}) \in B),$$

which establishes that $\mathbb{P}_P(Y_{n+1} \in \mathcal{C}(X_{n+1}) \mid (X_{n+1}, Y_{n+1}) \in B) \geq 1 - \alpha$, as desired.

This completes the proof for the case $\mathbb{P}_P((X, Y) \in B) > \delta$. Now suppose instead that $\mathbb{P}_P((X, Y) \in B) = \delta$. Since P_X (and therefore, also P) is nonatomic, we can construct a nested sequence of sets $B_1 \supseteq B_2 \supseteq \dots \supseteq B$, for which $P(B_i \setminus B) \rightarrow 0$. By the work above, then, it holds that

$$\mathbb{P}_P(Y_{n+1} \in \mathcal{C}(X_{n+1}) \mid (X_{n+1}, Y_{n+1}) \in B_i) \geq 1 - \alpha$$

for all i . Taking a limit proves the desired result: we have

$$\begin{aligned} \mathbb{P}_P(Y_{n+1} \in \mathcal{C}(X_{n+1}) \mid (X_{n+1}, Y_{n+1}) \in B) &= \frac{\mathbb{P}_P(Y_{n+1} \in \mathcal{C}(X_{n+1}), (X_{n+1}, Y_{n+1}) \in B)}{\delta} \\ &\geq \frac{\mathbb{P}_P(Y_{n+1} \in \mathcal{C}(X_{n+1}), (X_{n+1}, Y_{n+1}) \in B_i) - \mathbb{P}_P((X_{n+1}, Y_{n+1}) \in B_i \setminus B)}{\delta} \\ &\geq \frac{(1 - \alpha) \cdot (\delta + P(B_i \setminus B)) - P(B_i \setminus B)}{\delta}, \end{aligned}$$

for each i , and taking $i \rightarrow \infty$ completes the proof.

Next, we need to prove the sample–resample lemma.

Proof of Lemma 4.14

This proof follows by simply bounding the difference between sampling with and without replacement. First, if $M < m$ then the result holds trivially, so we can assume $M \geq m$ from this point on. Observe that drawing m i.i.d. samples from P is equivalent to sampling m times without replacement from the list $(X^{(1)}, Y^{(1)}), \dots, (X^{(M)}, Y^{(M)})$ —or more formally,

1. Sample $(X^{(1)}, Y^{(1)}), \dots, (X^{(M)}, Y^{(M)}) \stackrel{\text{i.i.d.}}{\sim} P$;
2. Sample indices $k_1, \dots, k_m \in \{1, \dots, M\}$, uniformly without replacement;
3. Define $(X_i, Y_i) = (X^{(k_i)}, Y^{(k_i)})$ for each $i \in [m]$.

On the other hand, by definition of Q , sampling a dataset from Q is equivalent to the following:

1. Sample $(X^{(1)}, Y^{(1)}), \dots, (X^{(M)}, Y^{(M)}) \stackrel{\text{i.i.d.}}{\sim} P$;
2. Sample indices $k_1, \dots, k_m \in \{1, \dots, M\}$, uniformly with replacement;
3. Define $(X_i, Y_i) = (X^{(k_i)}, Y^{(k_i)})$ for each $i \in [m]$.

The only difference between these two constructions lies in whether the indices k_1, \dots, k_m are sampled without replacement (in the first procedure, while constructing a draw from P^m), or with replacement (in the second procedure, while constructing a draw from Q). Therefore, the total variation distance between these two procedures is simply the total variation distance for sampling with versus without replacement (when drawing m samples from a finite population of size M). This is bounded by the probability of observing any duplicate values when sampling with replacement, i.e.,

$$d_{\text{TV}}(P^m, \tilde{Q}) \leq 0 + \frac{1}{M} + \dots + \frac{m-1}{M} = \frac{m(m-1)}{2M},$$

where we are using the fact that, for the i th draw, the probability of drawing an index k_i that we have seen before is at most $\frac{i-1}{M}$.

We conclude this section with a proof of the hardness result of Theorem 4.12. This proof is essentially a technical calculation that leverages the result of Lemma 4.13 above; we include it for completeness.

Proof of Theorem 4.12

We begin by defining a probability

$$p(x, y) = \mathbb{P}(y \in \mathcal{C}(x)),$$

where \mathcal{C} is the prediction set in the theorem, i.e., \mathcal{C} is assumed to satisfy the relaxed test-conditional coverage condition (4.11). (Since this prediction set is fitted to the training data $((X_i, Y_i))_{i \in [n]}$, we are computing the probability with respect to a draw of this training dataset.) For each $t \in [0, 1]$, define also a new prediction set \mathcal{C}_t as

$$\mathcal{C}_t(x) = \{y \in \mathbb{R} : p(x, y) \geq t\},$$

or equivalently,

$$\mathcal{C}_t(x) = \{y \in \mathbb{R} : \mathbb{P}(y \in \mathcal{C}(x)) \geq t\}.$$

Note that \mathcal{C}_t is no longer data-dependent— $\mathcal{C}(x)$ depends on *the distribution of* the random prediction set $\mathcal{C}(x)$, not the actual $\mathcal{C}(x)$ itself.

By construction, we can observe that the \mathcal{C}_t 's are nested: for $t < t'$ we have $\mathcal{C}_t(x) \supseteq \mathcal{C}_{t'}(x)$. For each t , we can define the coverage level of this (deterministic) interval \mathcal{C}_t :

$$1 - \alpha_t = \mathbb{P}_P(Y \in \mathcal{C}_t(X)).$$

Now we are ready to calculate the expected length of $\mathcal{C}(X_{n+1})$, in terms of these new values α_t . First, we need to rearrange some terms to represent the length of the prediction interval $\mathcal{C}(x)$ in terms of the probabilities $p(x, y)$. For any fixed x , taking expectation with respect to the random prediction interval \mathcal{C} (i.e., with respect to the random draw of the training data), we have

$$\begin{aligned} \mathbb{E}[\text{Leb}(\mathcal{C}(x))] &= \mathbb{E}\left[\int_{\mathbb{R}} \mathbb{1}\{y \in \mathcal{C}(x)\} \, dy\right] = \int_{\mathbb{R}} \mathbb{P}(y \in \mathcal{C}(x)) \, dy = \int_{\mathbb{R}} p(x, y) \, dy \\ &= \int_{\mathbb{R}} \int_{t=0}^1 \mathbb{1}\{p(x, y) \geq t\} \, dt \, dy = \int_{\mathbb{R}} \int_{t=0}^1 \mathbb{1}\{y \in \mathcal{C}_t(x)\} \, dt \, dy \\ &= \int_{t=0}^1 \int_{\mathbb{R}} \mathbb{1}\{y \in \mathcal{C}_t(x)\} \, dy \, dt = \int_{t=0}^1 \text{Leb}(\mathcal{C}_t(x)) \, dt, \end{aligned}$$

where in the second step and again in the next-to-last step, we swap order of integration by the Fubini–Tonelli theorem. Replacing the fixed x with a random draw X_{n+1} , and applying the Fubini–Tonelli theorem one more time along with the calculations above, we have

$$\begin{aligned} \mathbb{E}[\text{Leb}(\mathcal{C}(X_{n+1}))] &= \mathbb{E}[\mathbb{E}[\text{Leb}(\mathcal{C}(X_{n+1})) \mid X_{n+1}]] \\ &= \mathbb{E}\left[\int_{t=0}^1 \text{Leb}(\mathcal{C}_t(X_{n+1})) \, dt\right] = \int_{t=0}^1 \mathbb{E}[\text{Leb}(\mathcal{C}_t(X_{n+1}))] \, dt. \end{aligned}$$

Finally, since \mathcal{C}_t attains coverage at level $1 - \alpha_t$ with respect to the distribution P (by our definition above), we must have $\mathbb{E}[\text{Leb}(\mathcal{C}_t(X_{n+1}))] \geq L_P(1 - \alpha_t)$, and so we can give a lower bound on our calculation:

$$\mathbb{E}[\text{Leb}(\mathcal{C}(X_{n+1}))] \geq \int_{t=0}^1 L_P(1 - \alpha_t) \, dt.$$

Moreover, for any fixed $c \in [0, 1]$, we can further lower bound this as follows:

$$\begin{aligned} \mathbb{E}[\text{Leb}(\mathcal{C}(X_{n+1}))] &\geq \int_{t=0}^{\frac{1-\alpha}{1-c\alpha}} L_P(1-\alpha_t) dt = \frac{1-\alpha}{1-c\alpha} \cdot \frac{1}{\frac{1-\alpha}{1-c\alpha}} \int_{t=0}^{\frac{1-\alpha}{1-c\alpha}} L_P(1-\alpha_t) dt \\ &\geq \frac{1-\alpha}{1-c\alpha} L_P \left(1 - \frac{1}{\frac{1-\alpha}{1-c\alpha}} \int_{t=0}^{\frac{1-\alpha}{1-c\alpha}} \alpha_t dt \right), \end{aligned}$$

where the last step holds since L_P is a convex function by Fact 4.11.

To complete the proof, we can see that only one question remains: we need to verify that, for some carefully chosen value of c , it holds that

$$L_P \left(1 - \frac{1}{\frac{1-\alpha}{1-c\alpha}} \int_{t=0}^{\frac{1-\alpha}{1-c\alpha}} \alpha_t dt \right) \geq L_P(1-c\alpha\delta).$$

Since $s \mapsto L_P(1-s)$ is nonincreasing (by Fact 4.11), we can simply check that

$$\frac{1}{\frac{1-\alpha}{1-c\alpha}} \int_{t=0}^{\frac{1-\alpha}{1-c\alpha}} \alpha_t dt \leq c\alpha\delta. \quad (4.17)$$

For this, we will need to apply the key lemma, Lemma 4.13. First, define p_* as the δ -quantile of the distribution of $p(X, Y)$, when $(X, Y) \sim P$. By definition of the quantile, we must therefore have $\mathbb{P}_P(p(X, Y) < p_*) \leq \delta \leq \mathbb{P}_P(p(X, Y) \leq p_*)$. Since P_X is assumed to be nonatomic, we can therefore find a set $B \subseteq \mathcal{X} \times \mathbb{R}$ such that

$$\{(x, y) : p(x, y) < p_*\} \subseteq B \subseteq \{(x, y) : p(x, y) \leq p_*\}, \quad (4.18)$$

and $P(B) = \delta$. By Lemma 4.13, then, it must hold that

$$\mathbb{P}(Y_{n+1} \in \mathcal{C}(X_{n+1}) \mid (X_{n+1}, Y_{n+1}) \in B) \geq 1 - \alpha,$$

or equivalently,

$$\mathbb{P}(Y_{n+1} \in \mathcal{C}(X_{n+1}), (X_{n+1}, Y_{n+1}) \in B) \geq (1 - \alpha)\delta.$$

Now we apply the tower law:

$$\begin{aligned} (1 - \alpha)\delta &\leq \mathbb{P}(Y_{n+1} \in \mathcal{C}(X_{n+1}), (X_{n+1}, Y_{n+1}) \in B) \\ &= \mathbb{E}[p(X_{n+1}, Y_{n+1}) \cdot \mathbb{1}\{(X_{n+1}, Y_{n+1}) \in B\}] \\ &= p_* \mathbb{P}((X_{n+1}, Y_{n+1}) \in B) - \mathbb{E}[(p_* - p(X_{n+1}, Y_{n+1})) \cdot \mathbb{1}\{(X_{n+1}, Y_{n+1}) \in B\}] \\ &= p_*\delta - \mathbb{E}[(p_* - p(X_{n+1}, Y_{n+1})) \cdot \mathbb{1}\{p(X_{n+1}, Y_{n+1}) < p_*\}] \text{ by (4.18)} \\ &= p_*\delta - \int_{t=0}^{p_*} \mathbb{P}(p(X_{n+1}, Y_{n+1}) < t) dt \\ &= p_*\delta - \int_{t=0}^{p_*} \mathbb{P}(Y_{n+1} \notin \mathcal{C}_t(X_{n+1})) dt = p_*\delta - \int_{t=0}^{p_*} \alpha_t dt. \end{aligned}$$

In particular, this implies that $p_* \geq 1 - \alpha$. We then choose c to satisfy $\frac{1-\alpha}{1-c\alpha} = p_*$, and so we have shown that

$$\frac{1}{\frac{1-\alpha}{1-c\alpha}} \int_{t=0}^{\frac{1-\alpha}{1-c\alpha}} \alpha_t dt = \frac{1}{\frac{1-\alpha}{1-c\alpha}} \int_{t=0}^{p_*} \alpha_t dt \leq \frac{1}{\frac{1-\alpha}{1-c\alpha}} \cdot \delta(p_* - (1 - \alpha)) = c\alpha\delta.$$

This verifies the bound (4.17), and thus completes the proof of the theorem.

4.7.2 Preview: relaxation via localization

The hardness result established in Theorem 4.12 tells us that the “relaxed” conditional coverage goal (4.11) is in fact not sufficiently relaxed: to be able to achieve a distribution-free guarantee without overly wide interval, we need to relax further to an even more approximate notion of conditional coverage.

One natural way to do this is to require that coverage holds conditionally on $X \in \mathcal{X}_0$ for only certain special subsets $\mathcal{X}_0 \subseteq \mathcal{X}$, instead of for all \mathcal{X}_0 with sufficient probability δ as in (4.11). For instance, we might consider only sets \mathcal{X}_0 that are given by a ball, i.e., requiring

$$\mathbb{P}(Y_{n+1} \in \mathcal{C}(X_{n+1}) \mid \|X_{n+1} - x_*\| \leq r_*) \geq 1 - \alpha \text{ for all } P \text{ and all } x_* \in \mathcal{X}, r_* \geq 0 \text{ with } P_X(\|X - x_*\| \leq r_*) \geq \delta,$$

for some norm $\|\cdot\|$ on \mathcal{X} . We can think of this as roughly requiring that coverage holds “conditional on the event that $X_{n+1} \approx x_*$ ”. A related approach is to require that coverage holds relative to a reweighted distribution over \mathcal{X} , e.g., using a kernel centered at some x_* . We will study these types of goals in more detail in Chapter 7, via weighted and localized versions of conformal prediction.

Bibliography

Vovk [2012] develops a framework for defining conditional notions of coverage, examining training-conditional, test-conditional (referred to as “object-conditional” in that work), and label-conditional coverage. The strong training-conditional guarantees for split conformal prediction (Theorem 4.1, under an assumption of i.i.d. data) is proved in a slightly different form in Vovk [2012]; the subgaussian tail bound on the Beta distribution is proved in Elder [2016], Marchal and Arbel [2017]. This type of high-probability control is related to the classical notion of tolerance regions (see, e.g., [Wald, 1943]). More recent PAC-type analyses of conformal methods include the work of Park et al. [2020, 2021]. Bian and Barber [2022] prove the impossibility of establishing training-conditional coverage for full conformal (Theorem 4.3 is a slightly modified version of their result). The asymptotic distribution of the training-set-conditional false coverage rate in transductive conformal prediction (with multiple test data points) was studied in Gazin [2024].

Turning to test-conditional coverage, the impossibility of test-conditional coverage in the nonatomic setting was established in the results of Lei and Wasserman [2014], Vovk [2012]; Theorem 4.4 gives a version of these results, while Barber et al. [2021a] studies the relaxed version of test-conditional coverage, and the corresponding hardness result, Theorem 4.12. The key ingredient in the proof of that theorem is Lemma 4.13; we give a proof with a simplified construction relative to the original proof in Barber et al. [2021a]. Multiple recent works have proposed methodologies to consider more practical relaxations of test-conditional coverage, for detecting regions of \mathcal{X} where local coverage is too low (or too high) and adjusting the constructed predictive interval to avoid such issues, e.g., Ali et al. [2022]. The construction of the group-conditional conformal prediction set can also be motivated as a quantile regression on the set of scores. This approach was first developed for high-probability split conformal prediction with overlapping groups by Jung et al. [2022]; the work of Gibbs et al. [2023] develops the approach for marginal and full conformal guarantees.

Löfström et al. [2015] study label-conditional coverage, which we discuss in Section 4.5. Ding et al. [2024] extend label-conditional coverage to settings with a large number of classes, with an approach based on clustering. Mondrian prediction (Section 4.6) and its accompanying guarantee (Theorem 4.9) are developed in Vovk et al. [2005], and the results for bin-wise test-conditional coverage (Theorem 4.6) and label-conditional coverage (Theorem 4.8) can be viewed as special cases.

Finally, we add a few technical notes. The first step in the proof of Theorem 4.3, where the map $a : \mathcal{X} \rightarrow \{0, \dots, n - 1\}$ is defined, is due to Dudley et al. [2011, Proposition A.1]; the same result also enables the construction of the nested sets $B_1 \supseteq B_2 \supseteq \dots$ in the proof of Lemma 4.13. Furthermore, the bound on total variation distance between sampling with replacement and sampling without replacement appearing in the proof of Lemma 4.13 can be found in Stam [1978].

Chapter 5

A Model-Based Perspective on Conformal Prediction

The preceding chapters of this book give distribution-free coverage guarantees for conformal prediction. This makes conformal prediction an attractive tool for statistical inference in settings where we cannot rely on prior knowledge of our data’s distribution—but if we do assume a certain model for our data, would using conformal prediction lead to worse performance than using a model-based method? We will see the answer is no: since conformal prediction offers the flexibility of choosing any score function, this means that we can incorporate any distributional assumptions or modeling tools into s . Thus, conformal prediction can inherit the strong performance of a model-based method. More generally, conformal prediction should be understood as a tool that we use in conjunction with a model, rather than as an alternative to a model.

At a high level, then, the practical appeal of conformal prediction is that we can augment any given model with additional distribution-free guarantees—if our model is correct, the resulting performance will be approximately the same as if we had not used conformal, often including strong guarantees such as conditional coverage; if instead our model assumptions are wrong, conformal still ensures marginal coverage. In summary:

stronger modeling assumptions hold \implies stronger guarantees for conformal;
 modeling assumptions fail but data are exchangeable \implies marginal coverage guarantee for conformal.

In other words, a well-designed conformal procedure has the potential to achieve strong guarantees far beyond marginal coverage—such as optimal set size and conditional coverage—while retaining marginal coverage in the worst case.

In this chapter, in contrast to the rest of the book, we will focus on the non-distribution-free properties of conformal. We will study a range of settings (“case studies”) where, given a correctly specified model that can be consistently estimated with the observed data, running conformal with a wisely chosen score function s will inherit the same optimality properties as the model-based oracle method. In particular, for each setting, these analyses will reveal (approximately) optimal choices for the conformal score function s , which (as we saw in Chapter 1) is the core ingredient determining the shape of the resulting prediction sets. In practice, designing good conformal scores—ones with good conditional coverage, small size, or other favorable statistical properties—is the single most important practical choice when running conformal prediction; the theoretical results of this chapter offer insight into how this choice interacts with our modeling assumptions to shape the outcome of conformal prediction.

The forthcoming chapter gives a template for analyzing the performance of different conformal scores under assumptions on the predictive model and data distribution. We will study this framework through most of this chapter in Sections 5.1–5.4. In Section 5.5 we then move to a different but related question—settings where conformal prediction performs well even without exchangeability of the data, under certain distributional assumptions.

5.1 Oracle approximations for optimality guarantees

We begin with a general design principle: to build a good conformal score, we should first define an “oracle” model that is designed to target the desired aims, and then design a conformal score to approximate this oracle. We will then make this approximation precise with asymptotic results.

There are many possible goals that we might aim for, depending on the particular setting. For example, we might be interested in optimizing the length of the prediction interval, or, in achieving (an approximation of) test-conditional coverage. These aims, and several others that we will consider in this chapter, are quite different from each other, but can be studied in a unified way.

We will examine a number of different “case studies”, each in a different setting with various aims, but each following the same high-level framework. First, we will define the **aim** for the particular setting (e.g., minimize prediction interval length). We then identify the **oracle** prediction interval construction that would optimize this aim, if we had access to knowledge of the data distribution P , and **choose a score** that attempts to mimic this oracle. We then state a **model assumption** (for instance, consistent estimation of some true regression function), which enables an **asymptotic guarantee** establishing that we are able to learn an approximation to the oracle interval via split conformal, and thus achieve the stated aim in an asymptotic sense.

The key tool for our convergence guarantees will be the following result, which we state informally here and develop more formally later on in the chapter:

Theorem 5.1: Informal version of Theorems 5.6 and 5.8

Let the data points be drawn i.i.d. from P . Define the oracle set

$$\mathcal{C}^*(x) = \{y : s^*(x, y) \leq q^*\},$$

where s^* is an oracle score function and q^* is the $(1 - \alpha)$ -quantile of the distribution of $s^*(X, Y)$ under $(X, Y) \sim P$. Let $\mathcal{C}_n(x)$ be the usual split conformal set,

$$\mathcal{C}_n(x) = \{y : s_n(x, y) \leq \hat{q}_n\},$$

where s_n is the pretrained conformal score function. Then, under appropriate regularity conditions, if $s_n \rightarrow s^*$ then

$$\hat{q}_n \rightarrow q^*, \text{ and } \mathcal{C}_n \rightarrow \mathcal{C}^*.$$

In words, this result says that if our base model is consistent for the true model, in that s_n converges to an oracle score s^* , then conformal prediction will converge to the oracle prediction set given by \mathcal{C}^* . Of course, we will need to formalize all these notions of convergence—what does it mean for the score functions s_n to converge to s^* , and what does it mean for the sets \mathcal{C}_n to converge to the oracle set \mathcal{C}^* ? With the appropriate definitions and formalities in place, we will see that these convergence guarantees allow us to show that the split conformal interval \mathcal{C}_n asymptotically reaches the stated aim of the oracle score (e.g., minimizing the interval length).

In Section 5.2, we will consider several case studies in a classification setting, examining the aims, oracles, assumptions, and convergence guarantees for each one. Section 5.3 will then do the same for case studies in a regression setting. The underlying technical tools—Theorems 5.6 and 5.8, which are summarized in the informal statement, Theorem 5.1, above—will then be developed in Section 5.4.

Before proceeding, we pause to comment on a subtle point regarding how we should interpret these convergence results. In each specific case study that we will develop below, we will assume that the score function s^* is capturing the true model for the data—that is, s^* is truly an “oracle” and therefore leads to a prediction set \mathcal{C}^* that is optimally designed for the distribution P of the data. However, the general theoretical framework of Theorem 5.1 (and its formal versions, Theorems 5.6 and 5.8) can be interpreted more broadly: the so-called oracle score function s^* can technically be any fixed function, and does not necessarily need to reflect the true model for the data. For instance, if the true model for $Y | X$ is not actually linear, but we are using linear quantile regression to construct the CQR score s_n , then we might expect the split

conformal prediction set to converge to the best possible linear prediction set—that is, the best possible interval $\mathcal{C}^*(x)$ whose endpoints are linear functions of x .

Defining the asymptotic regime. Since we will be developing asymptotic guarantees for the split conformal intervals \mathcal{C}_n , formally we are considering a *sequence* of problems, indexed by $n \geq 1$, while the underlying distribution P of the data remains fixed. At each value of n , we write s_n to denote the pretrained conformal score function that will be used in the construction of the split conformal interval, and then the threshold \hat{q}_n will be determined by a calibration set of size n . For $\mathcal{C}_n(x) = \{y : s_n(y) \leq \hat{q}_n\}$ to converge to some oracle, then, we will need *both* s_n and \hat{q}_n to converge.

Recall from Section 3.4 that when we run split conformal in practice, the available data is partitioned into two sets: a “pretraining set” $\mathcal{D}_{\text{pre},n}$ used for training the score function s_n , and a calibration set \mathcal{D}_n (of size n) used to then determine the threshold \hat{q}_n . (Here we introduce a subscript n into each of these objects in order to emphasize that we are now considering a sequence of problems indexed by n .) In order to achieve asymptotic guarantees, then, we would need the sample size of $\mathcal{D}_{\text{pre},n}$ to grow with n in order to ensure convergence of s_n . For instance, if our convention is that we use half of the available data for training s_n and the other half for computing \hat{q}_n , then both datasets $\mathcal{D}_{\text{pre},n}$ and \mathcal{D}_n would have n data points.

In the case studies below, we will not make any explicit assumptions about the sample size of the pretraining set $\mathcal{D}_{\text{pre},n}$. Instead, we will place assumptions on the convergence of s_n , which implicitly means that the sample size of $\mathcal{D}_{\text{pre},n}$ must grow as $n \rightarrow \infty$ in order to allow for this convergence to occur. (See Section 5.4 for a more formal definition of this asymptotic framework.)

5.2 Case studies for classification

This section considers the classification setting, where the response Y is categorical and takes values in a finite set \mathcal{Y} . For each of our two case studies, we will define π^* as the true label probability function,

$$\pi^*(y | x) = \mathbb{P}_{(X,Y) \sim P}(Y = y | X = x),$$

and $\hat{\pi}_n$ will denote a pretrained estimate of π^* (that is, in the language of Section 3.4, $\hat{\pi}_n$ is an estimate of π^* that is fitted using the pretraining set $\mathcal{D}_{\text{pre},n}$).

5.2.1 Case study: classification with minimal set size

Aim. In this first case study, our goal is to provide the sets with the smallest average size among those that have $1 - \alpha$ marginal coverage—we would like to construct \mathcal{C} to solve the following optimization problem:

$$\begin{aligned} & \text{minimize} && \mathbb{E}_{X \sim P_X} [|\mathcal{C}(X)|] \\ & \text{subject to} && \mathbb{P}_{(X,Y) \sim P}(Y \in \mathcal{C}(X)) \geq 1 - \alpha. \end{aligned}$$

Here in the categorical setting, $|\mathcal{C}(X)|$ refers to the cardinality of $\mathcal{C}(X)$, which is a subset of the finite set of labels \mathcal{Y} .

Oracle. Suppose for simplicity that we assume $\pi^*(Y | X)$ has a continuous distribution (under $(X, Y) \sim P$). It is not hard to prove that the solution to the above optimization problem then has the form $\mathcal{C}^*(x) = \{y : \pi^*(y | x) \geq t\}$, for some appropriate value t . Rewriting this into score function notation, we can define the oracle score

$$s^*(x, y) = -\pi^*(y | x), \tag{5.1}$$

where we take the negative of the conditional label probability π^* because our prediction set should include labels y with high probability (which therefore should correspond to low values of the score). We can then construct the oracle prediction interval,

$$\mathcal{C}^*(x) = \{y : s^*(x, y) \leq q^*\},$$

where

$$q^* = \inf \{q \in \mathbb{R} : \mathbb{P}_{(X,Y) \sim P}(s^*(X, Y) \leq q) \geq 1 - \alpha\}.$$

Choosing the score. To approximate the oracle sets, we can instead use plug-in estimate $\hat{\pi}_n$ of the probability π^* . This leads to the score function

$$s_n(x, y) = -\hat{\pi}_n(y | x),$$

which is the high-probability score defined previously in Chapter 1. This results in the prediction set

$$\mathcal{C}_n(x) = \{y \in \mathcal{Y} : s_n(x, y) \leq \hat{q}_n\} = \{y \in \mathcal{Y} : \hat{\pi}_n(y | x) \geq -\hat{q}_n\},$$

i.e., all possible labels $y \in \mathcal{Y}$ whose estimated conditional probability is sufficiently large.

Model assumption and asymptotic optimality. We will assume that the estimated conditional distribution of $Y | X$, given by $\hat{\pi}_n$ as defined above, is consistent as an estimator of the true π^* . Specifically, at any $x \in \mathcal{X}$, consider the quantity

$$d_{\text{TV}}(\pi^*(\cdot | x), \hat{\pi}_n(\cdot | x)) = \frac{1}{2} \sum_{y \in \mathcal{Y}} |\pi^*(y | x) - \hat{\pi}_n(y | x)|,$$

which is the total variation distance between the true and estimated conditional distributions of $Y | X = x$. We will assume that this estimation error is small on average over the test feature X —that is, we will measure consistency via the quantity

$$\mathbb{E}_{X \sim P_X} [d_{\text{TV}}(\pi^*(\cdot | X), \hat{\pi}_n(\cdot | X))] = \mathbb{E}_{X \sim P_X} \left[\frac{1}{2} \sum_{y \in \mathcal{Y}} |\pi^*(y | X) - \hat{\pi}_n(y | X)| \right].$$

Informally, assuming that

$$\mathbb{E}_{X \sim P_X} [d_{\text{TV}}(\pi^*(\cdot | X), \hat{\pi}_n(\cdot | X))] \rightarrow 0$$

can be thought of as effectively claiming that, for large n , the conditional density of $Y | X = x$ is estimated accurately at most values x .

For this consistency condition, and hereafter throughout the chapter, the notation $\mathbb{E}_{X \sim P_X}$ and $\mathbb{P}_{X \sim P_X}$ (or, $\mathbb{E}_{(X, Y) \sim P}$ and $\mathbb{P}_{(X, Y) \sim P}$) denotes that we are taking expected value or probability *only* with respect to the randomness of a random test point X sampled according to P_X (or $(X, Y) \sim P$). In particular, we are conditioning on the pretraining and calibration datasets—that is, $\hat{\pi}_n$, \hat{q}_n , and other quantities that are constructed when running split conformal prediction, are all being treated as fixed.

We now arrive at our formal result. Under the above model assumption, the split conformal prediction set \mathcal{C}_n constructed with the score s_n above is asymptotically a solution to the optimization problem (5.1).

Proposition 5.2

Assume that the conditional probability $\pi^*(Y | X)$ is continuously distributed under $(X, Y) \sim P$. Then the following claim holds almost surely: if

$$\mathbb{E}_{X \sim P_X} [d_{\text{TV}}(\pi^*(\cdot | X), \hat{\pi}_n(\cdot | X))] \rightarrow 0,$$

then

$$\limsup_{n \rightarrow \infty} \mathbb{E}_{X \sim P_X} [|\mathcal{C}_n(X)|] \leq \mathbb{E}_{X \sim P_X} [|\mathcal{C}^*(X)|] \quad \text{and} \quad \liminf_{n \rightarrow \infty} \mathbb{P}_{(X, Y) \sim P}(Y \in \mathcal{C}_n(X)) \geq 1 - \alpha,$$

i.e., \mathcal{C}_n is asymptotically optimal for the aim (5.1).

In words, conformal prediction with the high-probability score yields optimal set sizes as the fitted model probabilities $\hat{\pi}_n$ approach the true model π^* . This suggests that the high-probability score will generally be a good choice if one is seeking small average set size. Note, however, that the aim of having small average set length is often in tension with having good conditional coverage. We turn to this next.

5.2.2 Case study: classification with minimal set size and conditional coverage

Aim. Next, we provide sets that have the smallest size among those that have $1 - \alpha$ *conditional* coverage. Note that optimizing set size while only enforcing marginal coverage can result in poor behavior, as we saw in Chapter 4 (see Figure 4.1). Consequently, it is often better to target conditional coverage, as we do next. The corresponding optimization problem is as follows:

$$\begin{aligned} & \text{minimize} && \mathbb{E}_{X \sim P_X} [|\mathcal{C}(X)|] \\ & \text{subject to} && \mathbb{P}_{Y \sim P_{Y|X}}(Y \in \mathcal{C}(X) \mid X) \geq 1 - \alpha \text{ almost surely.} \end{aligned} \quad (5.2)$$

The sets $\mathcal{C}(X)$ that solve the above optimization problem also have the smallest size conditionally on X , almost surely. In other words, for almost every $x \in \mathcal{X}$, there cannot be no smaller subset of \mathcal{Y} that would still maintain $1 - \alpha$ coverage, since this would contradict the optimality of our set.

Oracle. A short calculation will show that the following set is the solution to our aim:

$$\mathcal{C}^*(x) = \{y : \pi^*(y \mid x) \geq t^*(x)\}, \quad (5.3)$$

where, at each $x \in \mathcal{X}$, $t^*(x)$ is chosen so that $\mathbb{P}_{Y \sim P_{Y|X}}(\pi^*(Y \mid X) \geq t^*(x) \mid X = x) \geq 1 - \alpha$; see Figure 5.1 for an illustration of this set. The reason for the optimality of this score is relatively straightforward to see: for any x , the oracle prediction set $\mathcal{C}^*(x)$ includes only the most likely classes until the total mass reaches (at least) $1 - \alpha$. Any other rule would have to include at least as many classes to reach the $1 - \alpha$ threshold.

However, the oracle prediction set given in (5.3) cannot be immediately converted construction of the form $\{y : s^*(x, y) \leq q^*\}$, as in Theorem 5.1—this is because the threshold is dependent on x , rather than shared over all $x \in \mathcal{X}$. Thus, we will need to reformulate this set. Define

$$s^*(x, y) = \sum_{y' \in \mathcal{Y}} \pi^*(y' \mid x) \cdot \mathbb{1}\{\pi^*(y' \mid x) > \pi^*(y \mid x)\},$$

which is the (conditional) probability captured by the set $\{y' : \pi^*(y' \mid x) > \pi^*(y \mid x)\}$, i.e., all labels that are *strictly more likely* than the label y (given features x). With this reformulation, we can verify that the set defined in (5.3) can equivalently be written as

$$\mathcal{C}^*(x) = \{y : s^*(x, y) < 1 - \alpha\}.$$

If we again assume a continuity condition for simplicity—namely, that $\mathbb{P}_{(X, Y) \sim P}(s^*(X, Y) = 1 - \alpha) = 0$ —then the set

$$\mathcal{C}^*(x) = \{y : s^*(x, y) \leq 1 - \alpha\}$$

is also a solution to (5.2), since it differs from the first definition only on an event of measure zero. In particular, this means that the oracle prediction set can be defined by a criterion of the form $s^*(x, y) \leq q^*$ (where $q^* = 1 - \alpha$), which thus fits into the notation of Theorem 5.1.

Choosing the score. We again use a plug-in approach to approximate the oracle score distribution:

$$s_n(x, y) = \sum_{y' \in \mathcal{Y}} \hat{\pi}_n(y' \mid x) \cdot \mathbb{1}\{\hat{\pi}_n(y' \mid x) > \hat{\pi}_n(y \mid x)\}.$$

To contrast this with the high-probability score of Section 5.2.1, we will refer to this as the *cumulative-probability score*. (This construction is also sometimes called an *adaptive prediction set* score.)

Model assumption and asymptotic optimality. We will require the same convergence condition on $\hat{\pi}_n$ as in the previous case study (in Section 5.2.1): we will again assume that

$$\mathbb{E}_{X \sim P_X} [\text{d}_{\text{TV}}(\pi^*(\cdot \mid X), \hat{\pi}_n(\cdot \mid X))] \rightarrow 0.$$

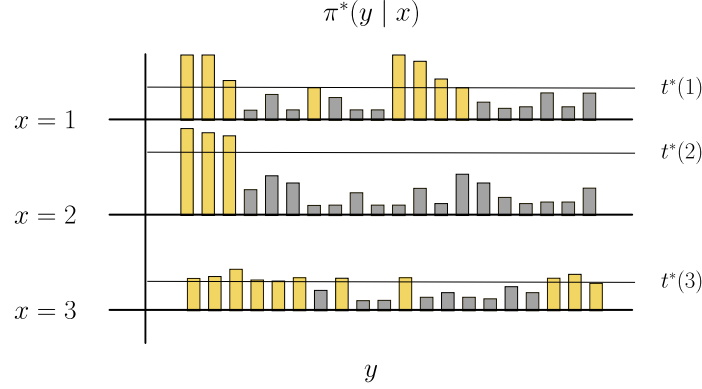


Figure 5.1: **An illustration of the oracle prediction set for classification with conditional coverage.** This figure illustrates the oracle prediction set $\mathcal{C}^*(x)$ constructed in (5.3), in yellow. The prediction sets all contain a $1 - \alpha$ proportion of the probability mass.

We now want to show that, under the above model assumption, the split conformal prediction set \mathcal{C}_n constructed with s_n above is asymptotically a solution to the optimization problem (5.2). To this end, we first need to formalize what we mean by an “asymptotic” solution—what does it mean to achieve conditional coverage in an asymptotic sense? There are multiple valid answers to this question; here we will choose a particular one. Recall that (exact) conditional coverage means that

$$\mathbb{P}_{Y \sim P_{Y|X}}(Y \in \mathcal{C}_n(X) \mid X) \geq 1 - \alpha$$

holds almost surely, with respect to $X \sim P_X$. We will take the convention that achieving conditional coverage in an approximate sense means that this inequality holds, at least approximately, for most X —i.e., with probability ≈ 1 with respect to $X \sim P_X$.

Proposition 5.3

Assume that the oracle score $s^*(X, Y)$ satisfies the following condition:

$$\mathbb{P}_{(X, Y) \sim P}(s^*(X, Y) = 0) < 1 - \alpha, \text{ and } \mathbb{P}_{(X, Y) \sim P}(s^*(X, Y) = t) = 0 \text{ for all } t > 0. \quad (5.4)$$

Assume also that, for any $y \neq y' \in \mathcal{Y}$, we have $\pi^*(y \mid X) \neq \pi^*(y' \mid X)$ almost surely under $X \sim P_X$. Then the following claim holds almost surely: if

$$\mathbb{E}_{X \sim P_X} [\text{d}_{\text{TV}}(\pi^*(\cdot \mid X), \hat{\pi}_n(\cdot \mid X))] \rightarrow 0$$

then

$$\limsup_{n \rightarrow \infty} \mathbb{E}_{X \sim P_X} [|\mathcal{C}_n(X)|] \leq \mathbb{E}_{X \sim P_X} [|\mathcal{C}^*(X)|]$$

and

$$\lim_{n \rightarrow \infty} \mathbb{P}_{X \sim P_X} \left(\mathbb{P}_{Y \sim P_{Y|X}}(Y \in \mathcal{C}_n(X) \mid X) \geq 1 - \alpha - \epsilon \right) = 1 \text{ for all } \epsilon > 0,$$

i.e., \mathcal{C}_n is asymptotically optimal for the aim (5.2).

In words, conformal prediction with the cumulative-probability score gives the smallest sets with conditional coverage as the fitted model probabilities $\hat{\pi}_n$ approach the true probabilities π . This suggests the cumulative-probability score is generally a good choice when one is seeking to approximately achieve conditional coverage.

5.3 Case studies for regression

This section considers the regression setting, where the response Y is real-valued, i.e., $\mathcal{Y} = \mathbb{R}$. We will assume that the conditional distribution of $Y \mid X = x$, under the joint distribution $(X, Y) \sim P$, has a conditional density

$$f^*(y \mid x)$$

with respect to Lebesgue measure. We also assume access to an estimate of this conditional density, given by $\hat{f}_n(y \mid x)$. We also make use of the conditional quantile function, $\tau^*(x; \beta)$ (that is, the β -quantile of the conditional distribution of Y given $X = x$), and its corresponding estimator, $\hat{\tau}_n(x; \beta)$.

5.3.1 Case study: regression with minimal set size

Aim. Our next goal is to provide the sets with the smallest average size among those that have $1 - \alpha$ marginal coverage in the regression setting. This goal is entirely analogous to that in Section 5.2.1, and the score solves the same optimization problem,

$$\begin{aligned} & \text{minimize} && \mathbb{E}_{X \sim P_X} [|\mathcal{C}(X)|] \\ & \text{subject to} && \mathbb{P}_{(X, Y) \sim P}(Y \in \mathcal{C}(X)) \geq 1 - \alpha, \end{aligned} \tag{5.5}$$

the only difference being that $|\mathcal{C}(X)|$ now refers to the size of $\mathcal{C}(X)$ according to the Lebesgue measure.

Oracle. By a standard argument reminiscent of the Neyman–Pearson lemma, the set construction with the smallest average size has the form $\mathcal{C}^*(x) = \{y : f^*(y \mid x) \geq t^*\}$, where t^* is chosen as the largest possible value that still yields coverage at level $\geq 1 - \alpha$:

$$t^* = \sup\{t \in \mathbb{R} : \mathbb{P}_{(X, Y) \sim P}(f^*(Y \mid X) \geq t) \geq 1 - \alpha\}.$$

As earlier, this can equivalently be written as the set $\mathcal{C}^*(x) = \{y : s^*(x, y) \leq q^*\}$, where $s^*(x, y) = -f^*(y \mid x)$ and $q^* = -t^*$. All these definitions are entirely analogous to those used in Section 5.2.1, only now we are working in the context of regression.

Choosing the score. To approximate the oracle sets, we use an estimate of the density \hat{f} in place of the unknown f^* :

$$s_n(x, y) = -\hat{f}_n(y \mid x).$$

We will refer to this as the *high-density score*—it is exactly analogous to the high-probability score of Section 5.2.1 but with conditional density in place of conditional probability. This leads to a prediction set of the form

$$\mathcal{C}_n(x) = \{y \in \mathbb{R} : s_n(x, y) \leq \hat{q}_n\} = \{y \in \mathbb{R} : \hat{f}_n(y \mid x) \geq -\hat{q}_n\},$$

i.e., all values y with a sufficiently high estimated conditional density.

Model assumption and asymptotic optimality. We will assume that the estimated conditional density of $Y \mid X$, given by \hat{f}_n as defined above, is almost surely consistent as an estimator of the true f^* with respect to TV distance. In the continuous setting, for all $x \in \mathcal{X}$, we calculate the TV distance between the true and estimated conditional distributions of $Y \mid X = x$ as

$$d_{\text{TV}}(f^*(\cdot \mid x), \hat{f}_n(\cdot \mid x)) = \frac{1}{2} \int_{y \in \mathbb{R}} |f^*(y \mid x) - \hat{f}_n(y \mid x)|.$$

We will measure TV distance on average over X :

$$\mathbb{E}_{X \sim P_X} \left[d_{\text{TV}}(f^*(\cdot \mid X), \hat{f}_n(\cdot \mid X)) \right] = \mathbb{E}_{X \sim P_X} \left[\frac{1}{2} \int_{y \in \mathcal{Y}} |f^*(y \mid X) - \hat{f}_n(y \mid X)| \right].$$

The core assumption will be that the estimation error vanishes in TV distance,

$$\mathbb{E}_{X \sim P_X} \left[\text{d}_{\text{TV}}(f^*(\cdot | X), \hat{f}_n(\cdot | X)) \right] \rightarrow 0,$$

which means that for large n , the conditional density of $Y | X = x$ is estimated accurately at almost all x .

We now show that, under the above model assumption, the split conformal prediction set \mathcal{C}_n constructed with s_n above is asymptotically a solution to the optimization problem (5.5).

Proposition 5.4

Assume that the conditional density $f^*(Y | X)$ has a continuous distribution under $(X, Y) \sim P$. Furthermore, assume that $\sup_{(x,y)} f^*(y | x) < \infty$. Then the following claim holds almost surely: if

$$\mathbb{E}_{X \sim P_X} \left[\text{d}_{\text{TV}}(f^*(\cdot | X), \hat{f}_n(\cdot | X)) \right] \rightarrow 0$$

then

$$\limsup_{n \rightarrow \infty} \mathbb{E}_{X \sim P_X} [|\mathcal{C}_n(X)|] \leq \mathbb{E}_{X \sim P_X} [|\mathcal{C}^*(X)|] \quad \text{and} \quad \liminf_{n \rightarrow \infty} \mathbb{P}_{(X,Y) \sim P}(Y \in \mathcal{C}_n(X)) \geq 1 - \alpha,$$

i.e., \mathcal{C}_n is asymptotically optimal for the aim (5.5).

This result suggests that the high-density score is a good choice when one wants prediction intervals that have the smallest average length. However, as mentioned previously in Section 5.2.1, aiming for small average length may conflict with achieving conditional coverage. We consider the question of conditional coverage next.

5.3.2 Case study: regression with minimal-length equal-tailed intervals

Aim. Our next goal is to provide the prediction intervals with the smallest average size among those with $1 - \alpha$ *equal-tailed conditional coverage*. Equal-tailed conditional coverage means that, conditionally on $X = x$ for all x , the true value of Y will lie below the lower endpoint of the interval with probability $\alpha/2$, and similarly, the true value of Y will lie above the upper endpoint of the interval with probability $\alpha/2$. Thus, errors happen equally frequently in the upper tail and lower tail. Setting this up as an optimization problem, we want to solve

$$\begin{aligned} & \text{minimize} && \mathbb{E}_{X \sim P_X} [|\mathcal{C}(X)|] \\ & \text{subject to} && \mathbb{P}_{Y \sim P_{Y|X}}(Y > \sup \mathcal{C}(X) | X) \leq \alpha/2, \\ & && \mathbb{P}_{Y \sim P_{Y|X}}(Y < \inf \mathcal{C}(X) | X) \leq \alpha/2, \\ & && \mathcal{C}(x) \text{ is an interval for all } x. \end{aligned} \tag{5.6}$$

Oracle. With access to the true conditional quantile function, we can simply take the oracle set to be

$$\mathcal{C}^*(x) = [\tau^*(x; \alpha/2), \tau^*(x; 1 - \alpha/2)],$$

where we recall that $\tau^*(x; \beta)$ is the β -quantile of the conditional distribution of $Y | X = x$. Since this conditional distribution is continuous, this prediction interval, whose endpoints are given by the $(\alpha/2)$ - and $(1 - \alpha/2)$ -quantiles of $Y | X = x$, solves the optimization problem in (5.6).

Choosing the score. We now want to define a split conformal prediction set \mathcal{C}_n that is asymptotically a solution to the optimization problem (5.5). For this purpose, we will construct \mathcal{C}_n using the score function

$$s_n(x, y) = \max\{\hat{\tau}_n(x; \alpha/2) - y, y - \hat{\tau}_n(x; 1 - \alpha/2)\}.$$

As in Chapter 1, since this is the score used in the conformalized quantile regression (CQR) method, we refer to this as the *CQR score*. This score leads to a prediction interval of the form

$$\mathcal{C}_n(x) = [\hat{\tau}_n(x; \alpha/2) - \hat{q}_n, \hat{\tau}_n(x; 1 - \alpha/2) + \hat{q}_n],$$

where we take the convention that $[a, b]$ denotes the empty set if $a > b$, to handle degenerate cases.

To see how this corresponds to the oracle interval, consider an oracle score,

$$s^*(x, y) = \max\{\tau^*(x; \alpha/2) - y, y - \tau^*(x; 1 - \alpha/2)\}.$$

Then, by construction, we have $\mathcal{C}^*(x) = \{y \in \mathbb{R} : s^*(x, y) \leq q^*\}$, when we choose $q^* = 0$.

Model assumption and asymptotic optimality. We will assume that the estimated $\alpha/2$ and $1 - \alpha/2$ conditional quantiles of $Y \mid X$, given by $\hat{\tau}_n(x; \alpha/2)$ and $\hat{\tau}_n(x; 1 - \alpha/2)$ respectively, converge to their oracle values:

$$\mathbb{E}_{X \sim P_X} [|\hat{\tau}(X; \alpha/2) - \tau^*(X; \alpha/2)|] \rightarrow 0 \text{ and } \mathbb{E}_{X \sim P_X} [|\hat{\tau}(X; 1 - \alpha/2) - \tau^*(X; 1 - \alpha/2)|] \rightarrow 0.$$

This means that, for large n , the $\alpha/2$ and $1 - \alpha/2$ quantiles converge on average over X . In this case, the equal-tailed CQR intervals converge to the oracle interval, as stated next.

Proposition 5.5

Assume that the conditional density f^* satisfies $f^*(y \mid x) > 0$ for all (x, y) , and that

$$\sup_{x \in \mathcal{X}} (\tau^*(x; 1 - \alpha/2) - \tau^*(x; \alpha/2)) < \infty.$$

Then the following claim holds almost surely: if

$$\mathbb{E}_{X \sim P_X} [|\hat{\tau}(X; \alpha/2) - \tau^*(X; \alpha/2)|] \rightarrow 0 \text{ and } \mathbb{E}_{X \sim P_X} [|\hat{\tau}(X; 1 - \alpha/2) - \tau^*(X; 1 - \alpha/2)|] \rightarrow 0,$$

then

$$\limsup_{n \rightarrow \infty} \mathbb{E}_{X \sim P_X} [|\mathcal{C}_n(X)|] \leq \mathbb{E}_{X \sim P_X} [|\mathcal{C}^*(X)|],$$

and, for all $\epsilon > 0$,

$$\lim_{n \rightarrow \infty} \mathbb{P}_{X \sim P_X} \left(\mathbb{P}_{Y \sim P_{Y|X}} (Y > \sup \mathcal{C}_n(X) \mid X) \geq \alpha/2 + \epsilon \right) = 0$$

and

$$\lim_{n \rightarrow \infty} \mathbb{P}_{X \sim P_X} \left(\mathbb{P}_{Y \sim P_{Y|X}} (Y < \inf \mathcal{C}_n(X) \mid X) \geq \alpha/2 + \epsilon \right) = 0.$$

That is, \mathcal{C}_n is asymptotically optimal for the aim (5.6).

This result suggests that the CQR score is a good choice for approximate conditional coverage with regression problems. Note other related scores have a similar feature; see the bibliography.

5.4 A unified framework for asymptotic guarantees

This section gives the formal framework underlying the asymptotic optimality guarantees in the previous sections. The key is a formal version of Theorem 5.1. We will then give the proofs of the asymptotic optimality guarantees for the four case studies—Propositions 5.2, 5.3, 5.4, and 5.5—using a unified, step-by-step approach. The theory in this chapter will be presented in a way that emphasizes its generality: this framework is a foundational approach that can be used to prove *many* asymptotic guarantees about conformal prediction, including but not limited to the specific propositions in the previous chapters.

5.4.1 Defining the framework

To begin, we need to lay out a precise asymptotic framework for the question. We will define a sequence of split conformal prediction problems, indexed by n , the size of the calibration set. In other words, for each n , we will define a pretraining set of size m_n and a calibration set of size n :

$$\underbrace{(X'_{n,1}, Y'_{n,1}), \dots, (X'_{n,m_n}, Y'_{n,m_n})}_{\text{pretraining set } \mathcal{D}_{\text{pre},n}}, \underbrace{(X_{n,1}, Y_{n,1}), \dots, (X_{n,n}, Y_{n,n})}_{\text{calibration set } \mathcal{D}_n}.$$

The data points $((X'_{n,i}, Y'_{n,i}))_{i \in [m_n]}$ form a pretraining set of size m_n , used to train a conformal score function:

$$s_n : \mathcal{X} \times \mathcal{Y} \rightarrow \mathbb{R} \text{ is constructed as a function of } \mathcal{D}_{\text{pre},n} = ((X'_{n,i}, Y'_{n,i}))_{i \in [m_n]}.$$

The data points $((X_{n,i}, Y_{n,i}))_{i \in [n]}$ form the calibration set, so that the quantile \hat{q}_n is then computed as

$$\hat{q}_n = \text{Quantile}(s_n(X_{n,1}, Y_{n,1}), \dots, s_n(X_{n,n}, Y_{n,n}); 1 - \alpha_n)$$

(where $1 - \alpha_n = (1 - \alpha)(1 + 1/n)$, as in our usual definition of the split conformal method). Finally, at any test feature value x , the split conformal prediction interval is given by

$$\mathcal{C}_n(x) = \{y \in \mathcal{Y} : s_n(x, y) \leq \hat{q}_n\}.$$

In this chapter, we have focused on the i.i.d. data setting. Under our new notation, this means that we assume

$$(X'_{n,1}, Y'_{n,1}), \dots, (X'_{n,m_n}, Y'_{n,m_n}), (X_{n,1}, Y_{n,1}), \dots, (X_{n,n}, Y_{n,n}) \stackrel{\text{i.i.d.}}{\sim} P, \quad (5.7)$$

for each $n \geq 1$, where P is some fixed distribution on $\mathcal{X} \times \mathcal{Y}$. In particular, this implies that the calibration data points $(X_{n,i}, Y_{n,i})$ are independent of the pretrained score function s_n , since s_n is fitted to the pretraining set $\mathcal{D}_{\text{pre},n}$ (which is disjoint from the calibration set). Note that this condition places no assumptions on the dependence structure of the sequence of pretraining and calibration sets; for example, $\mathcal{D}_{\text{pre},n}$ and $\mathcal{D}_{\text{pre},n+1}$ could be dependent or independent.

5.4.2 Convergence of the thresholds

As a preliminary result, we will study the convergence properties of the values \hat{q}_n that define the thresholds for the split conformal prediction intervals. For this part of the analysis, we will need to assume the sequence of score functions s_n converges to the oracle score s^* , in a particular sense. To be precise, we will write $s_n \xrightarrow{\text{CDF}} s^*$ to mean that

$$F_{P,s_n}(t) \rightarrow F_{P,s^*}(t), \text{ for any } t \in \mathbb{R} \text{ such that } F_{P,s^*} \text{ is continuous at } t,$$

where, for any $s : \mathcal{X} \times \mathcal{Y} \rightarrow \mathbb{R}$, we define $F_{P,s}$ to denote the CDF of $s(X, Y)$ under $(X, Y) \sim P$.

Even though s_n is a function of the randomly drawn pretraining set $\mathcal{D}_{\text{pre},n}$, the CDF F_{P,s_n} is treating s_n as fixed—that is, F_{P,s_n} is the CDF of the score $s_n(X, Y)$ when we treat s_n as fixed and only consider randomness coming from drawing an independent new data point $(X, Y) \sim P$. In other words, $s_n \xrightarrow{\text{CDF}} s^*$ is a (random) event—it is the event that $s_n(X, Y) \rightarrow s^*(X, Y)$ in distribution, when $(X, Y) \sim P$ is treated as random while the score functions s_1, s_2, \dots are treated as fixed.

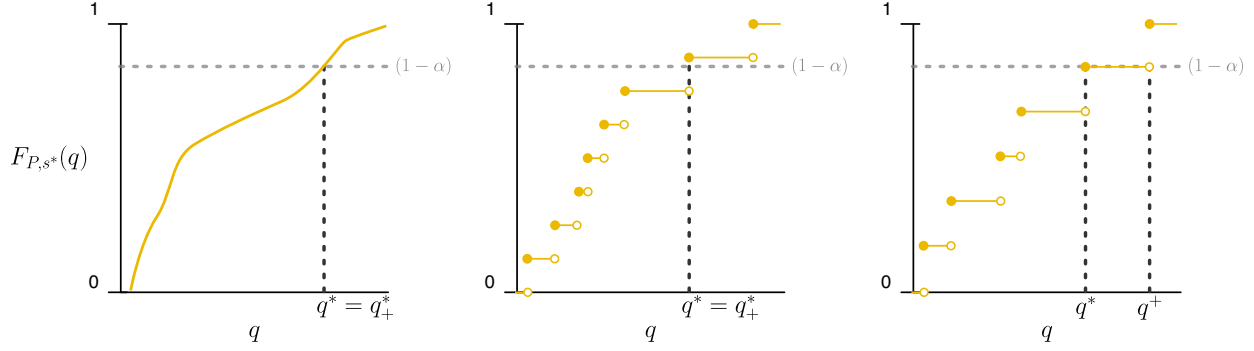


Figure 5.2: **An illustration of q^* and q_+^* .** This figure illustrates the values q^* and q_+^* defined in the statement of Theorem 5.6. In the left panel, $s^*(X, Y)$ has a continuous distribution, and $q^* = q_+^*$. In the middle and right panels, $s^*(X, Y)$ has a discrete distribution, and we either have $q^* = q_+^*$ (middle panel) or $q^* < q_+^*$ (right panel), depending on whether the target level $1 - \alpha$ is attained exactly by the CDF F_{P,s^*} .

Theorem 5.6

For each $n \geq 1$, assume the data follows assumption (5.7) for some distribution P on $\mathcal{X} \times \mathcal{Y}$, and define the split conformal prediction interval $\mathcal{C}_n(x) = \{y \in \mathcal{Y} : s_n(x, y) \leq \hat{q}_n\}$ where

$$s_n(x, y) = s((x, y); \mathcal{D}_{\text{pre},n})$$

for $\mathcal{D}_{\text{pre},n} = ((X'_{n,i}, Y'_{n,i}))_{i \in [m_n]}$, and

$$\hat{q}_n = \text{Quantile}(s_n(X_{n,1}, Y_{n,1}), \dots, s_n(X_{n,n}, Y_{n,n}); 1 - \alpha_n),$$

for a sequence $\alpha_n \rightarrow \alpha \in (0, 1)$. Let $s^* : \mathcal{X} \times \mathcal{Y} \rightarrow \mathbb{R}$ be any fixed score function, and define

$$q^* = \inf\{t : F_{P,s^*}(t) \geq 1 - \alpha\} \quad \text{and} \quad q_+^* = \sup\{t : F_{P,s^*}(t) \leq 1 - \alpha\}.$$

Then the following statement holds almost surely:

$$\text{If } s_n \xrightarrow{\text{CDF}} s^*, \text{ then } q^* \leq \liminf_{n \rightarrow \infty} \hat{q}_n \leq \limsup_{n \rightarrow \infty} \hat{q}_n \leq q_+^*.$$

To interpret the result of this theorem, we need to understand the quantities q^* and q_+^* . Consider the condition

$$\mathbb{P}_{(X,Y) \sim P}(s^*(X, Y) < q) \leq 1 - \alpha \leq \mathbb{P}_{(X,Y) \sim P}(s^*(X, Y) \leq q).$$

Any q that satisfies this condition could be called the $(1 - \alpha)$ -quantile (for the distribution of $s^*(X, Y)$, under $(X, Y) \sim P$). In this book, we have taken the convention that if the solution q to this condition is not unique, then the $(1 - \alpha)$ -quantile of the distribution is taken to be the *infimum* of all such solutions q (see Definition 2.8)—this is the value q^* in the theorem above. In contrast, q_+^* is, by definition, the *supremum* of all such solutions q . See Figure 5.2 for an illustration.

In particular, if the solution is unique, then we will have $q^* = q_+^*$, and in that case, we have a stronger result:

Corollary 5.7

Under the notation and assumptions of Theorem 5.6, assume also that $q^* = q_+^*$. Then the following statement holds almost surely:

$$\text{If } s_n \xrightarrow{\text{CDF}} s^* \text{ then } \hat{q}_n \rightarrow q^*.$$

We now present the proofs of these results. Since Corollary 5.7 follows immediately from Theorem 5.6, we only need to prove the theorem.

Proof of Theorem 5.6

For each $n \geq 1$, define the empirical CDF of the calibration scores,

$$\hat{F}_n(t) = \frac{1}{n} \sum_{i=1}^n \mathbb{1}\{s_n(X_{n,i}, Y_{n,i}) \leq t\}, \quad t \in \mathbb{R}.$$

We can observe that, by definition, at each $n \geq 1$ the value \hat{q}_n is defined as the $(1 - \alpha_n)$ -quantile of this empirical CDF \hat{F}_n .

Step 1: a deterministic result for the empirical CDFs. First we prove a deterministic result relating properties of the empirical CDFs, \hat{F}_n , to limits of the quantiles, \hat{q}_n . We claim that, for any $q \in \mathbb{R}$,

$$\text{if } \limsup_{n \rightarrow \infty} \hat{F}_n(q) < 1 - \alpha \text{ then } \liminf_{n \rightarrow \infty} \hat{q}_n \geq q, \quad (5.8)$$

and

$$\text{if } \liminf_{n \rightarrow \infty} \hat{F}_n(q) > 1 - \alpha \text{ then } \limsup_{n \rightarrow \infty} \hat{q}_n \leq q. \quad (5.9)$$

To prove these claims, first fix any $q \in \mathbb{R}$ with $\limsup_{n \rightarrow \infty} \hat{F}_n(q) < 1 - \alpha$. Since $\alpha_n \rightarrow \alpha$, this means that for some finite $N \geq 1$, it holds for all $n \geq N$ that $\hat{F}_n(q) < 1 - \alpha_n$. By definition of the quantile, then, $\hat{q}_n = \text{Quantile}(\hat{F}_n; 1 - \alpha_n) \geq q$, for any $n \geq N$. This verifies (5.8). Next, fix any $q \in \mathbb{R}$ with $\liminf_{n \rightarrow \infty} \hat{F}_n(q) > 1 - \alpha$. Since $\alpha_n \rightarrow \alpha$, this means that for some finite $N \geq 1$, it holds for all $n \geq N$ that $\hat{F}_n(q) \geq 1 - \alpha_n$. By definition of the quantile, then, $\hat{q}_n = \text{Quantile}(\hat{F}_n; 1 - \alpha_n) \leq q$, for any $n \geq N$, which completes the proof of (5.9).

Step 2: refining the deterministic result. Now we will refine the deterministic results of Step 1, to make use of the assumption $s_n \xrightarrow{\text{CDF}} s^*$. We claim that

$$\text{if } s_n \xrightarrow{\text{CDF}} s^* \text{ and } \|\hat{F}_n - F_{P,s_n}\|_\infty \rightarrow 0 \text{ then } \liminf_{n \rightarrow \infty} \hat{q}_n \geq q^*, \quad (5.10)$$

and,

$$\text{if } s_n \xrightarrow{\text{CDF}} s^* \text{ and } \|\hat{F}_n - F_{P,s_n}\|_\infty \rightarrow 0 \text{ then } \limsup_{n \rightarrow \infty} \hat{q}_n \leq q_+^*. \quad (5.11)$$

First, fix any $q < q^*$. Since F_{P,s^*} is a CDF and therefore has at most countably many discontinuities, we can find some $q' \in (q, q^*)$ such that F_{P,s^*} is continuous at q' . And, by definition of q^* we must have $F_{P,s^*}(q') < 1 - \alpha$. We then have $F_{P,s_n}(q') \rightarrow F_{P,s^*}(q')$ since $s_n \xrightarrow{\text{CDF}} s^*$. Since $\|\hat{F}_n - F_{P,s_n}\|_\infty \rightarrow 0$, this means $\hat{F}_n(q') \rightarrow F_{P,s^*}(q') < 1 - \alpha$. Therefore, by (5.8), $\liminf_{n \rightarrow \infty} \hat{q}_n \geq q' > q$. Since this holds for any $q < q^*$, this completes the proof of (5.10). Finally, proving (5.11) using (5.9) follows a similar argument.

Step 3: almost sure convergence. Finally, we can see that the claims of the theorem follow immediately from (5.10) (for the first claim) and (5.11) (for the second claim), as long as we show that $\|\hat{F}_n - F_{P,s_n}\|_\infty \xrightarrow{\text{a.s.}} 0$. To verify this, we apply the Dvoretzky–Kiefer–Wolfowitz inequality, which tells us that for each n and for any $\epsilon > 0$,

$$\mathbb{P}\left(\|\hat{F}_n - F_{P,s_n}\|_\infty \geq \epsilon\right) \leq 2e^{-2n\epsilon^2},$$

since, after conditioning on $\mathcal{D}_{\text{pre},n}$, \hat{F}_n is the empirical CDF of n i.i.d. draws from the distribution with CDF F_{P,s_n} . Therefore, for any fixed $\epsilon > 0$ and $N \geq 1$, we have

$$\mathbb{P}\left(\limsup_{n \rightarrow \infty} \|\hat{F}_n - F_{P,s_n}\|_\infty > \epsilon\right) \leq \mathbb{P}\left(\sup_{n \geq N} \|\hat{F}_n - F_{P,s_n}\|_\infty > \epsilon\right) \leq \sum_{n \geq N} 2e^{-2n\epsilon^2} = \frac{2e^{-2N\epsilon^2}}{1 - e^{-2\epsilon^2}}.$$

For any fixed $\epsilon > 0$, since this holds for all $N \geq 1$, we therefore have $\limsup_{n \rightarrow \infty} \|\hat{F}_n - F_{P,s_n}\|_\infty \stackrel{\text{a.s.}}{\leq} \epsilon$. Finally, since $\epsilon > 0$ can be taken to be arbitrarily small, this proves the claim.

5.4.3 Convergence of the sets

In the results above, we have studied convergence of the thresholds, \hat{q}_n . In this section, we will now translate these results into a statement about convergence of the split conformal prediction intervals: we will aim to bound the difference between \mathcal{C}_n , the split conformal prediction interval, and the “oracle” prediction interval \mathcal{C}^* given by

$$\mathcal{C}^*(x) = \{y \in \mathcal{Y} : s^*(x, y) \leq q^*\},$$

where s^* is some fixed score function (e.g., reflecting the true model of the data), and where q^* is the $(1 - \alpha)$ -quantile of $s^*(X, Y)$ under the data distribution $(X, Y) \sim P$. At a high level, we are going to verify that

$$\text{If } s_n \text{ converges to } s^*, \text{ and } s^* \text{ satisfies some regularity conditions, then } \mathcal{C}_n \text{ converges to } \mathcal{C}^*, \quad (5.12)$$

where $\mathcal{C}_n(x) = \{y \in \mathcal{Y} : s_n(x, y) \leq \hat{q}_n\}$ is the split conformal prediction set.

The remainder of this section will develop a formal version of the statement (5.12). In order to be able to ask whether the prediction set construction \mathcal{C}_n converges to the oracle \mathcal{C}^* , we will study the symmetric set difference between the sets, $\mathcal{C}_n(X) \Delta \mathcal{C}^*(X)$ —specifically, we will establish a bound on $\mathbb{P}_{(X, Y) \sim P}(Y \in \mathcal{C}_n(X) \Delta \mathcal{C}^*(X))$, the mass of the symmetric set difference under a draw of a new data point $(X, Y) \sim P$. To be able to achieve this type of bound, we will need to define a stronger notion of convergence for the score functions s_n . While in the previous section, it was sufficient to assume $s_n \xrightarrow{\text{CDF}} s^*$ in order to establish results on the \hat{q}_n 's, this will no longer be sufficient: when we draw a test point $(X, Y) \sim P$, we need the evaluated scores $s_n(X, Y)$ and $s^*(X, Y)$ to return similar values, not just to be similar in distribution. To make this concrete, we will define a stronger notion of convergence: we will write $s_n \xrightarrow{P} s^*$ to mean that

$$\lim_{n \rightarrow \infty} \mathbb{P}_{(X, Y) \sim P}(|s_n(X, Y) - s^*(X, Y)| > \epsilon) = 0 \text{ for all } \epsilon > 0.$$

Note that, treating the functions s_n as fixed (as before), this simply means that the random variables $s_n(X, Y)$ converge in probability to $s^*(X, Y)$. To compare the two notions of convergence, we have

$$s_n \xrightarrow{P} s^* \implies s_n \xrightarrow{\text{CDF}} s^*. \quad (5.13)$$

(For fixed functions s_n , this is true simply because convergence in probability is strictly stronger than convergence in distribution; for random functions s_n , this holds since we define $s_n \xrightarrow{P} s^*$ and $s_n \xrightarrow{\text{CDF}} s^*$ by treating the s_n 's as fixed.)

We will now present our general theorem.

Theorem 5.8

Under the setting and notation of Theorem 5.6, assume also that

$$\mathbb{P}_{(X, Y) \sim P}(s^*(X, Y) = q_+) = 0. \quad (5.14)$$

Then the following statement holds almost surely:

$$\text{If } s_n \xrightarrow{P} s^* \text{ then } \mathbb{P}_{(X, Y) \sim P}(Y \in \mathcal{C}_n(X) \Delta \mathcal{C}^*(X)) \rightarrow 0.$$

We remark also that the assumption (5.14) will immediately hold if we assume that $s^*(X, Y)$ has a continuous distribution under $(X, Y) \sim P$, but (as we will see below in the proofs for one of our case studies) it can hold more generally as well.

Returning to our original goal (5.12) for this section, we can interpret this theorem as follows:

$$\underbrace{\text{If } s_n \text{ converges to } s^*,}_{\text{i.e., } s_n \xrightarrow{P} s^*} \text{ and } \underbrace{s^* \text{ satisfies some regularity conditions,}}_{\text{i.e., condition (5.14) holds}} \text{ then } \underbrace{\mathcal{C}_n \text{ converges to } \mathcal{C}^*}_{\text{i.e., bound } \mathbb{P}_{(X, Y) \sim P}(Y \in \mathcal{C}_n(X) \Delta \mathcal{C}^*(X))}.$$

Of course, while this result measures the difference between \mathcal{C}_n and \mathcal{C}^* in terms of probability (by bounding the mass placed by P on the event $Y \in \mathcal{C}_n(X) \Delta \mathcal{C}^*(X)$), similar techniques can be used to bound the difference of the sets in other ways—for instance, in the setting of a real-valued response ($\mathcal{Y} = \mathbb{R}$), we might instead be interested in bounding the Lebesgue measure of $\mathcal{C}_n(X) \Delta \mathcal{C}^*(X)$.

Proof of Theorem 5.8

By Theorem 5.6 (applied with $1 - \alpha_n = (1 - \alpha)(1 + 1/n)$), it holds almost surely that $s_n \xrightarrow{\text{CDF}} s^*$ implies $q^* \leq \liminf_{n \rightarrow \infty} \hat{q}_n \leq \limsup_{n \rightarrow \infty} \hat{q}_n \leq q_+^*$. Therefore, combining this with (5.13), from this point on it suffices to prove the following *deterministic* statement:

If $s_n \xrightarrow{P} s^*$ and $q^* \leq \liminf_{n \rightarrow \infty} \hat{q}_n \leq \limsup_{n \rightarrow \infty} \hat{q}_n \leq q_+^*$, then $\mathbb{P}_{(X,Y) \sim P}(Y \in \mathcal{C}_n(X) \Delta \mathcal{C}^*(X)) \rightarrow 0$.

First, fix any (x, y) , and any $\epsilon > 0$. For sufficiently large n , it holds that $q^* - \epsilon < \hat{q}_n < q_+^* + \epsilon$. Then if $y \in \mathcal{C}_n(x) \Delta \mathcal{C}^*(x)$, we either have

$$\begin{aligned} y \in \mathcal{C}_n(x) \setminus \mathcal{C}^*(x) &\implies s_n(x, y) \leq \hat{q}_n < q_+^* + \epsilon \text{ and } s^*(x, y) > q^* \\ &\implies q^* < s^*(x, y) < q_+^* + 2\epsilon \text{ or } |s_n(x, y) - s^*(x, y)| > \epsilon, \end{aligned}$$

or

$$\begin{aligned} y \in \mathcal{C}^*(x) \setminus \mathcal{C}_n(x) &\implies s_n(x, y) > \hat{q}_n > q^* - \epsilon \text{ and } s^*(x, y) \leq q^* \\ &\implies q^* - 2\epsilon < s^*(x, y) \leq q^* \text{ or } |s_n(x, y) - s^*(x, y)| > \epsilon. \end{aligned}$$

Combining these two cases, we then have

$$y \in \mathcal{C}_n(x) \Delta \mathcal{C}^*(x) \implies q^* - 2\epsilon < s^*(x, y) < q_+^* + 2\epsilon \text{ or } |s_n(x, y) - s^*(x, y)| > \epsilon.$$

Therefore,

$$\begin{aligned} \mathbb{P}_{(X,Y) \sim P}(Y \in \mathcal{C}_n(X) \Delta \mathcal{C}^*(X)) &\leq \mathbb{P}_{(X,Y) \sim P}(q^* - 2\epsilon < s^*(X, Y) < q_+^* + 2\epsilon) + \\ &\quad \mathbb{P}_{(X,Y) \sim P}(|s_n(X, Y) - s^*(X, Y)| > \epsilon). \end{aligned}$$

Since $\mathbb{P}_{(X,Y) \sim P}(|s_n(X, Y) - s^*(X, Y)| > \epsilon) \rightarrow 0$ as $n \rightarrow \infty$ (because we have assumed $s_n \xrightarrow{P} s^*$), we therefore have

$$\limsup_{n \rightarrow \infty} \mathbb{P}_{(X,Y) \sim P}(Y \in \mathcal{C}_n(X) \Delta \mathcal{C}^*(X)) \leq \mathbb{P}_{(X,Y) \sim P}(q^* - 2\epsilon < s^*(X, Y) < q_+^* + 2\epsilon).$$

Since this holds for any fixed $\epsilon > 0$, we therefore have

$$\begin{aligned} \limsup_{n \rightarrow \infty} \mathbb{P}_{(X,Y) \sim P}(Y \in \mathcal{C}_n(X) \Delta \mathcal{C}^*(X)) &\leq \lim_{\epsilon \rightarrow 0} \mathbb{P}_{(X,Y) \sim P}(q^* - 2\epsilon < s^*(X, Y) < q_+^* + 2\epsilon) \\ &= \mathbb{P}_{(X,Y) \sim P}(q^* \leq s^*(X, Y) \leq q_+^*), \end{aligned}$$

by continuity of measure. Moreover, $\mathbb{P}_{(X,Y) \sim P}(s^*(X, Y) = q_+^*) = 0$ by our assumption (5.14), and we also have

$$\mathbb{P}_{(X,Y) \sim P}(q^* \leq s^*(X, Y) < q_+^*) = 0$$

by definition of q^* and q_+^* . This completes the proof.

5.4.4 Proofs for case studies

With our general theory in place, we are now ready to present the proofs of the asymptotic optimality results for our four case studies. All four results will follow as applications of Theorem 5.8, and will follow the same general recipe, as follows. For **Step 1**, we will need to verify that the oracle score s^* satisfies the condition (5.14) required by the theorem, and for **Step 2** we need to check that the model assumptions (on how accurately we estimate the true model) are sufficient to ensure that $s_n \xrightarrow{P} s^*$. Finally, in **Step 3**, we will show that asymptotic optimality of the split conformal interval follows from the guarantee of Theorem 5.8.

Proofs for the classification setting. First we consider the two case studies for classification, developed in Section 5.2.

Proof of Proposition 5.2

Step 1: verifying condition (5.14). Since $\pi^*(Y | X)$ is assumed to have a continuous distribution under $(X, Y) \sim P$, the score $s^*(X, Y) = -\pi^*(Y | X)$ is therefore also continuously distributed, which immediately implies (5.14).

Step 2: verifying that $s_n \xrightarrow{P} s^*$. We calculate

$$\begin{aligned} \mathbb{E}_{(X,Y) \sim P}[|s_n(X, Y) - s^*(X, Y)|] &= \mathbb{E}_{(X,Y) \sim P}[|\hat{\pi}_n(Y | X) - \pi^*(Y | X)|] \\ &= \mathbb{E}_{X \sim P_X} \left[\sum_{y \in \mathcal{Y}} \pi^*(y | X) \cdot |\hat{\pi}_n(y | X) - \pi^*(y | X)| \right] \\ &\leq \sup_{(x,y)} \pi^*(y | x) \cdot \mathbb{E}_{X \sim P_X} \left[\sum_{y \in \mathcal{Y}} |\hat{\pi}_n(y | X) - \pi^*(y | X)| \right] \\ &= \sup_{(x,y)} \pi^*(y | x) \cdot \mathbb{E}_{X \sim P_X} [2d_{\text{TV}}(\hat{\pi}_n(\cdot | X), \pi^*(\cdot | X))], \end{aligned}$$

by definition of total variation distance. Note that $\sup_{(x,y)} \pi^*(y | x) \leq 1$, since π^* is a conditional probability. Therefore, if we assume $\mathbb{E}_{X \sim P_X} [d_{\text{TV}}(\hat{\pi}_n(\cdot | X), \pi^*(\cdot | X))] \rightarrow 0$ as in the proposition, this implies $\mathbb{E}_{(X,Y) \sim P}[|s_n(X, Y) - s^*(X, Y)|] \rightarrow 0$, which in turn implies $s_n \xrightarrow{P} s^*$.

Step 3: establishing asymptotic optimality. Applying Theorems 5.6 and 5.8 (along with the results of Steps 1 and 2), we see that $\mathbb{E}_{X \sim P_X} [d_{\text{TV}}(\hat{\pi}_n(\cdot | X), \pi^*(\cdot | X))] \rightarrow 0$ implies $\mathbb{P}_{(X,Y) \sim P}(Y \in \mathcal{C}_n(X) \Delta \mathcal{C}^*(X)) \rightarrow 0$ and $q^* \leq \liminf_{n \rightarrow \infty} \hat{q}_n \leq \limsup_{n \rightarrow \infty} \hat{q}_n \leq q_+$, almost surely. From this point on, we will assume that this event holds. To complete the proof, we now need to show that this implies \mathcal{C}_n is asymptotically optimal.

To verify asymptotic optimality of the set size, it suffices to show that $\mathbb{E}_{X \sim P_X}[|\mathcal{C}_n(X) \setminus \mathcal{C}^*(X)|] \rightarrow 0$. Define

$$c_n = \inf_{(x,y): y \in \mathcal{C}_n(x)} \hat{\pi}_n(y | x). \quad (5.15)$$

We calculate

$$\begin{aligned}
\mathbb{E}_{X \sim P_X} [|\mathcal{C}_n(X) \setminus \mathcal{C}^*|] &= \mathbb{E}_{X \sim P_X} \left[\sum_{y \in \mathcal{Y}} \mathbb{1}\{y \in \mathcal{C}_n(X) \setminus \mathcal{C}^*(X)\} \right] \\
&\leq c_n^{-1} \cdot \mathbb{E}_{X \sim P_X} \left[\sum_{y \in \mathcal{Y}} \hat{\pi}_n(y | X) \cdot \mathbb{1}\{y \in \mathcal{C}_n(X) \setminus \mathcal{C}^*(X)\} \right] \\
&\leq c_n^{-1} \cdot \mathbb{E}_{X \sim P_X} \left[d_{\text{TV}}(\hat{\pi}_n(\cdot | X), \pi^*(\cdot | X)) + \sum_{y \in \mathcal{Y}} \pi^*(y | X) \cdot \mathbb{1}\{y \in \mathcal{C}_n(X) \setminus \mathcal{C}^*(X)\} \right] \\
&= c_n^{-1} (\mathbb{E}_{X \sim P_X} [d_{\text{TV}}(\hat{\pi}_n(\cdot | X), \pi^*(\cdot | X))] + \mathbb{P}_{(X,Y) \sim P}(Y \in \mathcal{C}_n(X) \setminus \mathcal{C}^*(X))). \tag{5.16}
\end{aligned}$$

Since both the expected value and the probability on the right-hand side are vanishing as $n \rightarrow \infty$, from this point on we only need to verify that $\liminf_{n \rightarrow \infty} c_n > 0$. By definition of the score, we have $\mathbb{P}_{(X,Y) \sim P}(s^*(X, Y) < 0) = 1$. In particular, this implies that we must have $q^* \leq q_+^* < 0$, and since $\limsup_{n \rightarrow \infty} \hat{q}_n \leq q_+^*$, for sufficiently large n we have $\hat{q}_n \leq q_+^*/2 < 0$. Therefore, for sufficiently large n ,

$$y \in \mathcal{C}_n(x) \iff -\hat{\pi}_n(y | x) = s_n(x, y) \leq \hat{q}_n \implies \hat{\pi}_n(y | x) \geq |q_+^*|/2,$$

and therefore,

$$\liminf_{n \rightarrow \infty} c_n \geq |q_+^*|/2 > 0.$$

Next, for the asymptotic coverage guarantee, since $\mathbb{P}_{(X,Y) \sim P}(Y \in \mathcal{C}^*(X)) \geq 1 - \alpha$ by definition of the oracle \mathcal{C}^* ,

$$\begin{aligned}
\mathbb{P}_{(X,Y) \sim P}(Y \in \mathcal{C}_n(X)) &\geq 1 - \alpha - \mathbb{P}_{(X,Y) \sim P}(Y \in \mathcal{C}^*(X) \setminus \mathcal{C}_n(X)) \\
&\geq 1 - \alpha - \mathbb{P}_{(X,Y) \sim P}(Y \in \mathcal{C}^*(X) \Delta \mathcal{C}_n(X)),
\end{aligned}$$

and therefore, $\liminf_{n \rightarrow \infty} \mathbb{P}_{(X,Y) \sim P}(Y \in \mathcal{C}_n(X)) \geq 1 - \alpha$ almost surely. This verifies asymptotic optimality of \mathcal{C}_n , and thus completes the proof.

Proof of Proposition 5.3

Step 1: verifying condition (5.14). Since $\mathbb{P}_{(X,Y) \sim P}(s^*(X, Y) = 0) < 1 - \alpha$ (by our assumption (5.4)), we must have $q_+^* \geq q^* > 0$ by definition of the quantile. Therefore (again applying (5.4)) we have $\mathbb{P}_{(X,Y) \sim P}(s^*(X, Y) = q_+^*) = 0$.

Step 2: verifying that $s_n \xrightarrow{P} s^*$. First, for each $x \in \mathcal{X}$ define

$$\Delta(x) = \min_{y \neq y' \in \mathcal{Y}} |\pi^*(y | x) - \pi^*(y' | x)|.$$

By assumption, $\Delta(X) > 0$ almost surely for $X \sim P_X$. Now suppose that $d_{\text{TV}}(\pi^*(\cdot | x), \hat{\pi}_n(\cdot | x)) < \Delta(x)/2$. If this holds, then for any $y \neq y' \in \mathcal{Y}$,

$$\begin{aligned}
|(\hat{\pi}_n(y | x) - \hat{\pi}_n(y' | x)) - (\pi^*(y | x) - \pi^*(y' | x))| \\
\leq |\hat{\pi}_n(y | x) - \pi^*(y | x)| + |\hat{\pi}_n(y' | x) - \pi^*(y' | x)| \leq 2d_{\text{TV}}(\pi^*(\cdot | x), \hat{\pi}_n(\cdot | x)) \\
< 2 \cdot \Delta(x)/2 \leq |\pi^*(y | x) - \pi^*(y' | x)|.
\end{aligned}$$

In particular, this implies

$$\mathbb{1}\{\hat{\pi}_n(y' | x) > \hat{\pi}_n(y | x)\} = \mathbb{1}\{\pi^*(y' | x) > \pi^*(y | x)\}$$

for all $y \neq y' \in \mathcal{Y}$, for this value x , and therefore for any $y \in \mathcal{Y}$ we have

$$\begin{aligned} & |s_n(x, y) - s^*(x, y)| \\ &= \left| \sum_{y' \in \mathcal{Y}} \hat{\pi}_n(y' | x) \cdot \mathbb{1}\{\hat{\pi}_n(y' | x) > \hat{\pi}_n(y | x)\} - \sum_{y' \in \mathcal{Y}} \pi^*(y' | x) \cdot \mathbb{1}\{\pi^*(y' | x) > \pi^*(y | x)\} \right| \\ &= \left| \sum_{y' \in \mathcal{Y}} (\hat{\pi}_n(y' | x) - \pi^*(y' | x)) \cdot \mathbb{1}\{\pi^*(y' | x) > \pi^*(y | x)\} \right| \\ &\leq d_{\text{TV}}(\pi^*(\cdot | x), \hat{\pi}_n(\cdot | x)). \end{aligned}$$

In other words, we have proved that for all (x, y) , we have

$$|s_n(x, y) - s^*(x, y)| \leq \begin{cases} d_{\text{TV}}(\pi^*(\cdot | x), \hat{\pi}_n(\cdot | x)), & \text{if } d_{\text{TV}}(\pi^*(\cdot | x), \hat{\pi}_n(\cdot | x)) < \Delta(x)/2, \\ 1, & \text{otherwise.} \end{cases}$$

Therefore, for any $\epsilon > 0$,

$$\mathbb{P}_{(X, Y) \sim P}(|s_n(X, Y) - s^*(X, Y)| > \epsilon) \leq \mathbb{P}_{X \sim P_X} \left(d_{\text{TV}}(\pi^*(\cdot | X), \hat{\pi}_n(\cdot | X)) \geq \min\{\epsilon, \Delta(X)/2\} \right).$$

Since $\min\{\epsilon, \Delta(X)/2\}$ is positive almost surely, it must hold that if $\mathbb{E}_{X \sim P_X} [d_{\text{TV}}(\pi^*(\cdot | X), \hat{\pi}_n(\cdot | X))] \rightarrow 0$ then

$$\lim_{n \rightarrow \infty} \mathbb{P}_{X \sim P_X} (d_{\text{TV}}(\pi^*(\cdot | X), \hat{\pi}_n(\cdot | X)) \geq \min\{\epsilon, \Delta(X)/2\}) = 0.$$

Therefore we have proved the desired claim.

Step 3: establishing asymptotic optimality. Applying Theorems 5.6 and 5.8 (along with the results of Steps 1 and 2), we see that $\mathbb{E}_{X \sim P_X} [d_{\text{TV}}(\hat{\pi}_n(\cdot | X), \pi^*(\cdot | X))] \rightarrow 0$ implies $\mathbb{P}_{(X, Y) \sim P}(Y \in \mathcal{C}_n(X) \Delta \mathcal{C}^*(X)) \rightarrow 0$ and $q^* \leq \liminf_{n \rightarrow \infty} \hat{q}_n \leq \limsup_{n \rightarrow \infty} \hat{q}_n \leq q_+^*$, almost surely. From this point on, we will assume that this event holds, and will show that this implies \mathcal{C}_n is asymptotically optimal.

For asymptotic optimality of the set size, following the same steps as in (5.16) (in the proof of Proposition 5.2), we only need to show that $\liminf_{n \rightarrow \infty} c_n > 0$, where c_n is defined as in (5.15). Note that $\mathbb{P}_{(X, Y) \sim P}(s^*(X, Y) \leq 1) = 1$ by construction. By our assumption (5.4), along with the definition of q_+^* , we must have $q_+^* < 1$. Since $\limsup_{n \rightarrow \infty} \hat{q}_n \leq q_+^*$, we can assume $\hat{q}_n \leq 1 - \frac{1 - q_+^*}{2}$ for all sufficiently large n . Next, suppose $y \in \mathcal{C}_n(x)$. Then, for sufficiently large n ,

$$\begin{aligned} 1 - \frac{1 - q_+^*}{2} &\geq \hat{q}_n \geq s_n(x, y) = \sum_{y' \in \mathcal{Y}} \hat{\pi}_n(y' | x) \cdot \mathbb{1}\{\hat{\pi}_n(y' | x) > \hat{\pi}_n(y | x)\} \\ &= 1 - \sum_{y' \in \mathcal{Y}} \hat{\pi}_n(y' | x) \cdot \mathbb{1}\{\hat{\pi}_n(y' | x) \leq \hat{\pi}_n(y | x)\} \\ &\geq 1 - \sum_{y' \in \mathcal{Y}} \hat{\pi}_n(y' | x) = 1 - |\mathcal{Y}| \cdot \hat{\pi}_n(y | x). \end{aligned}$$

Therefore,

$$y \in \mathcal{C}_n(x) \implies \hat{\pi}_n(y | x) \geq \frac{1 - q_+^*}{2|\mathcal{Y}|},$$

and so $\liminf_{n \rightarrow \infty} c_n \geq (1 - q_+^*)/2|\mathcal{Y}| > 0$, as desired.

For the asymptotic conditional coverage guarantee, since $\mathbb{P}_{Y \sim P_{Y|X}}(Y \in \mathcal{C}^*(X) | X) \geq 1 - \alpha$ almost surely by definition of the oracle \mathcal{C}^* , we have

$$\begin{aligned} \mathbb{P}_{Y \sim P_{Y|X}}(Y \in \mathcal{C}_n(X) | X) &\geq 1 - \alpha - \mathbb{P}_{Y \sim P_{Y|X}}(Y \in \mathcal{C}^*(X) \setminus \mathcal{C}_n(X) | X) \\ &\geq 1 - \alpha - \mathbb{P}_{Y \sim P_{Y|X}}(Y \in \mathcal{C}^*(X) \Delta \mathcal{C}_n(X) | X), \end{aligned}$$

and so for any $\epsilon > 0$,

$$\begin{aligned} \mathbb{P}_{X \sim P_X}(\mathbb{P}_{Y \sim P_{Y|X}}(Y \in \mathcal{C}_n(X) | X) < 1 - \alpha - \epsilon) \\ \leq \mathbb{P}_{X \sim P_X}(\mathbb{P}_{Y \sim P_{Y|X}}(Y \in \mathcal{C}^*(X) \Delta \mathcal{C}_n(X) | X) > \epsilon) = \epsilon^{-1} \mathbb{P}_{(X,Y) \sim P}(Y \in \mathcal{C}^*(X) \Delta \mathcal{C}_n(X)), \end{aligned}$$

by Markov's inequality and the tower law. Thus $\mathbb{P}_{X \sim P_X}(\mathbb{P}_{Y \sim P_{Y|X}}(Y \in \mathcal{C}_n(X) | X) \geq 1 - \alpha - \epsilon) \rightarrow 1$, almost surely. This verifies asymptotic optimality of \mathcal{C}_n , and thus completes the proof.

Proofs for the regression setting. Next we turn to the two case studies for regression, developed in Section 5.3.

Proof of Proposition 5.4

Step 1: verifying condition (5.14). Since $f^*(Y | X)$ is assumed to have a continuous distribution under $(X, Y) \sim P$, the score $s^*(X, Y) = -f^*(Y | X)$ is therefore also continuously distributed, which immediately implies (5.14).

Step 2: verifying that $s_n \xrightarrow{P} s^*$. This step's proof follows an identical argument as for the corresponding step in the proof of Proposition 5.2, except with f^* and \hat{f}_n in place of π^* and $\hat{\pi}_n$, and with integration over $y \in \mathbb{R}$ in place of summation over $y \in \mathcal{Y}$. (Note that this calculation relies on our assumption that $\sup_{(x,y)} f^*(y | x) < \infty$ —while, for the classification setting with π^* in place of f^* , $\sup_{(x,y)} \pi^*(y | x)$ is finite simply because conditional probability is always bounded by 1).

Step 3: establishing asymptotic optimality. As for Step 2, the proof again follows an identical argument as for the corresponding step in the proof of Proposition 5.2.

Proof of Proposition 5.5

Step 1: verifying condition (5.14). It is sufficient to prove that $s^*(X, Y)$ has a continuous distribution under $(X, Y) \sim P$. For any $t \in \mathbb{R}$, we have

$$\begin{aligned} \mathbb{P}_{Y \sim P_{Y|X}}(s^*(X, Y) = t | X) &= \mathbb{P}_{Y \sim P_{Y|X}}(\max\{\tau^*(X; \alpha/2) - Y, Y - \tau^*(X; 1 - \alpha/2)\} = t | X) \\ &\leq \mathbb{P}_{Y \sim P_{Y|X}}(Y \in \{\tau^*(X; \alpha/2) - t, \tau^*(X; 1 - \alpha/2) + t\} | X) \\ &= 0, \end{aligned}$$

since the conditional distribution of $Y | X$ is continuous. Therefore, by the tower law, $\mathbb{P}_{(X,Y) \sim P}(s^*(X, Y) = t) = 0$ for all $t \in \mathbb{R}$, as desired.

Step 2: verifying that $s_n \xrightarrow{P} s^*$. By definition of s_n and s^* , we see that

$$|s_n(x, y) - s^*(x, y)| \leq \max_{\beta \in \{\alpha/2, 1 - \alpha/2\}} |\hat{\tau}_n(x; \beta) - \tau^*(x; \beta)|$$

for all (x, y) . Therefore,

$$\begin{aligned} \mathbb{P}_{(X,Y) \sim P} (|s_n(X, Y) - s^*(X, Y)| > \epsilon) &\leq \mathbb{P}_{X \sim P_X} \left(\max_{\beta \in \{\alpha/2, 1-\alpha/2\}} |\hat{\tau}_n(X; \beta) - \tau^*(X; \beta)| > \epsilon \right) \\ &\leq \epsilon^{-1} \sum_{\beta \in \{\alpha/2, 1-\alpha/2\}} \mathbb{E}_{X \sim P_X} [|\hat{\tau}_n(X; \beta) - \tau^*(X; \beta)|], \end{aligned}$$

by Markov's inequality. Therefore, it $\mathbb{E}_{X \sim P_X} [|\hat{\tau}_n(X; \beta) - \tau^*(X; \beta)|] \rightarrow 0$ holds for each $\beta \in \{\alpha/2, 1 - \alpha/2\}$ (as is assumed in the proposition), then this implies $s_n \xrightarrow{P} s^*$.

Step 3: establishing asymptotic optimality. Applying Theorems 5.6 and 5.8 (along with the results of Steps 1 and 2), we see that $\mathbb{E}_{X \sim P_X} [|\hat{\tau}_n(X; \beta) - \tau^*(X; \beta)|] \rightarrow 0$ for each $\beta \in \{\alpha/2, 1 - \alpha/2\}$ implies $\mathbb{P}_{(X,Y) \sim P}(Y \in \mathcal{C}_n(X) \Delta \mathcal{C}^*(X)) \rightarrow 0$ and $q^* \leq \liminf_{n \rightarrow \infty} \hat{q}_n \leq \limsup_{n \rightarrow \infty} \hat{q}_n \leq q_+^*$, almost surely. From this point on, we will assume that this event holds, and will show that this implies \mathcal{C}_n is asymptotically optimal.

First, for asymptotic optimality of the set size, we will use the fact that, for two intervals $[a, b]$ and $[c, d]$ in the real line, we can calculate

$$|[a, b] \Delta [c, d]| \leq |a - c| + |b - d|$$

(with equality if the two intervals overlap, but a strict inequality if they are disjoint). Then, by construction of the prediction intervals $\mathcal{C}_n(X)$ and $\mathcal{C}^*(X)$ in this particular setting, we have

$$\begin{aligned} |\mathcal{C}_n(X) \Delta \mathcal{C}^*(X)| &\leq \\ &|(\hat{\tau}_n(X; \alpha/2) - \hat{q}_n) - \tau^*(X; \alpha/2)| + |(\hat{\tau}_n(X; 1 - \alpha/2) + \hat{q}_n) - \tau^*(X; 1 - \alpha/2)| \\ &\leq 2 \max_{\beta \in \{\alpha/2, 1-\alpha/2\}} |\hat{\tau}_n(X; \beta) - \tau^*(X; \beta)| + 2|\hat{q}_n|. \end{aligned}$$

Next, by construction of the oracle interval we have $q^* = 0$, and moreover, the assumption that $f^*(y | x) > 0$ for all (x, y) ensures that $q_+^* = 0$ as well (because, with a positive density, any positive inflation of the interval $\mathcal{C}^*(X)$ would lead to a strictly higher probability of coverage—that is, $\mathbb{P}_{(X,Y) \sim P}(s^*(X, Y) \leq t) > 1 - \alpha$ for any $t > 0$). Thus we have $\hat{q}_n \rightarrow 0$. Therefore,

$$\mathbb{E}_{X \sim P_X} [|\mathcal{C}_n(X) \Delta \mathcal{C}^*(X)|] \leq 2 \sum_{\beta \in \{\alpha/2, 1-\alpha/2\}} \mathbb{E}_{X \sim P_X} [|\hat{\tau}_n(X; \beta) - \tau^*(X; \beta)|] + 2|\hat{q}_n| \rightarrow 0,$$

which therefore implies $\limsup_{n \rightarrow \infty} \mathbb{E}_{X \sim P_X} [|\mathcal{C}_n(X)|] \leq \mathbb{E}_{X \sim P_X} [|\mathcal{C}^*(X)|]$.

Next we turn to the equal-tailed conditional coverage guarantee. If $\mathcal{C}_n(X)$ and $\mathcal{C}^*(X)$ are disjoint (which includes the denenerate case where $\mathcal{C}_n(X)$ is empty), we have

$$\mathbb{P}_{Y \sim P_{Y|X}}(Y > \sup \mathcal{C}_n(X) | X) \leq 1 = \frac{\mathbb{P}_{Y \sim P_{Y|X}}(Y \in \mathcal{C}^*(X))}{1 - \alpha} \leq \frac{\mathbb{P}_{Y \sim P_{Y|X}}(Y \in \mathcal{C}_n(X) \Delta \mathcal{C}^*(X))}{1 - \alpha}.$$

If instead the intervals $\mathcal{C}_n(X)$ and $\mathcal{C}^*(X)$ overlap (and in particular $\mathcal{C}_n(X)$ is nonempty), then

$$\sup \mathcal{C}^*(X) \geq Y > \sup \mathcal{C}_n(X) \implies Y \in \mathcal{C}_n(X) \Delta \mathcal{C}^*(X),$$

and so

$$\mathbb{P}_{Y \sim P_{Y|X}}(Y > \sup \mathcal{C}_n(X) | X) \leq \alpha/2 + \mathbb{P}_{Y \sim P_{Y|X}}(Y \in \mathcal{C}_n(X) \Delta \mathcal{C}^*(X)),$$

using the oracle property of \mathcal{C}^* , which ensures that $\mathbb{P}_{Y \sim P_{Y|X}}(Y > \sup \mathcal{C}^*(X) | X) \leq \alpha/2$. Combining these calculations, then,

$$\mathbb{P}_{Y \sim P_{Y|X}}(Y > \sup \mathcal{C}_n(X) | X) \leq \alpha/2 + \frac{1}{1 - \alpha} \cdot \mathbb{P}_{Y \sim P_{Y|X}}(Y \in \mathcal{C}_n(X) \Delta \mathcal{C}^*(X)),$$

across both possible cases. Therefore,

$$\mathbb{P}_{X \sim P_X} \left(\mathbb{P}_{Y \sim P_{Y|X}} (Y > \sup \mathcal{C}_n(X) \mid X) > \alpha/2 + \epsilon \right) \leq \frac{\mathbb{P}_{(X,Y) \sim P} (Y \in \mathcal{C}_n(X) \Delta \mathcal{C}^*(X))}{(1 - \alpha)\epsilon} \rightarrow 0,$$

by Markov's inequality and the tower law, which establishes asymptotic coverage in the right tail. An identical argument verifies coverage for the left tail as well, and thus completes the proof.

5.5 Model-based robustness to violations of exchangeability

In this final section of Chapter 5, we will turn to a question of a very different flavor: instead of asking about guarantees that can be obtained by placing model-based assumptions on the data *in addition to* the assumption of exchangeability, we will now ask whether model-based assumptions allow for conformal type methods to perform well *even if exchangeability does not hold*.

For simplicity, let us again consider only split conformal prediction throughout this section, so that we have a pretrained score function $s_n : \mathcal{X} \times \mathcal{Y} \rightarrow \mathbb{R}$. It may seem initially that exchangeability is a critical assumption: if the data points are not exchangeable, how can split conformal prediction still achieve marginal coverage? The key point to consider, however, is that the marginal coverage guarantee relies only on finding a good approximation for the $(1 - \alpha)$ -quantile of the test point's score, $s_n(X_{n+1}, Y_{n+1})$. Exchangeability of the data points $(X_1, Y_1), \dots, (X_{n+1}, Y_{n+1})$ is certainly sufficient to ensure this (i.e., with the split conformal quantile \hat{q}_n), but it is not necessary: it is possible to find a good estimate via model-based assumptions, without requiring exchangeability.

We will now see that conformal prediction offers a double-robustness type guarantee: conformal prediction offers coverage guarantees as long as *either* exchangeability holds (as in the theory we have seen in Chapter 3), or if instead we can rely on model-based assumptions.

Example: a stationary time series. We now give an example of such a case: a stationary time-series, where exchangeability can fail drastically due to dependence over time. We will see that, under model-based assumptions, applying conformalized quantile regression (CQR) method (recall Section 5.2.2) can still ensure coverage. In particular, if our estimated conditional quantiles $\hat{\tau}_n(x; \beta)$ are a good approximation to the true $\tau^*(x; \beta)$, we can expect to achieve coverage even without exchangeability.

We now define our setting. Consider a time series of data points,

$$(X_1, Y_1), (X_2, Y_2), \dots$$

where the response is real-valued, $\mathcal{Y} = \mathbb{R}$. Suppose that, to predict response Y_{n+1} from features X_{n+1} at time $n + 1$, we train a quantile regression model on past data points $(X_1, Y_1), \dots, (X_{\lfloor n/2 \rfloor}, Y_{\lfloor n/2 \rfloor})$ —that is, we construct quantile estimates $\hat{\tau}_n(x; \alpha/2)$ and $\hat{\tau}_n(x; 1 - \alpha/2)$. We then use the more recent data points $(X_{\lfloor n/2 \rfloor + 1}, Y_{\lfloor n/2 \rfloor + 1}), \dots, (X_n, Y_n)$ as our calibration set, to define \hat{q}_n and return the corresponding CQR prediction set,

$$\mathcal{C}_n(X_t) = [\hat{\tau}_n(X_{n+1}; \alpha/2) - \hat{q}_n, \hat{\tau}_n(X_{n+1}; \alpha/2) + \hat{q}_n].$$

(Note that our notation for indexing the data points has changed for this time series setting—the calibration set size is $\lfloor n/2 \rfloor$, rather than n as has been the case throughout the chapter.)

Proposition 5.9

Under the setting and notation defined above, assume that $(X_1, Y_1), (X_2, Y_2), \dots$ is a time series of identically distributed (but not necessarily independent) data points, with $(X_i, Y_i) \sim P$ for each i . Assume that the conditional distribution $P_{Y|X}$ has a positive and bounded density $f^*(y|x)$, and let $\tau^*(x; \beta)$ denote the β -quantile of this conditional distribution. Assume also that the time series is *strongly mixing*, meaning that

$$\lim_{m \rightarrow \infty} \left\{ \sup_{k \geq 1} \sup_{\substack{A \in \mathcal{A}_{\leq k} \\ A' \in \mathcal{A}_{\geq k+m}}} |\mathbb{P}(A \cap A') - \mathbb{P}(A)\mathbb{P}(A')| \right\} = 0,$$

where $\mathcal{A}_{\leq k}$ is the set of all events that depend only on $((X_1, Y_1), \dots, (X_k, Y_k))$, and $\mathcal{A}_{\geq k+m}$ is the set of all events that depend only on $((X_{k+m}, Y_{k+m}), (X_{k+m+1}, Y_{k+m+1}), \dots)$.

If the quantile estimates $\hat{\tau}_n$ satisfy

$$\lim_{n \rightarrow \infty} \mathbb{E} \left[\int_{\mathcal{X}} |\hat{\tau}_n(x; \beta) - \tau^*(x; \beta)| \, dP_X(x) \right] = 0 \quad (5.17)$$

for each $\beta \in \{\alpha/2, 1 - \alpha/2\}$, then

$$\lim_{n \rightarrow \infty} \mathbb{E} [|\mathbb{P}(Y_{n+1} \in \mathcal{C}_n(X_{n+1}) | X_{n+1}) - (1 - \alpha)|] = 0.$$

Proof of Proposition 5.9

By definition of τ^* , we have $\mathbb{P}(Y_{n+1} \in \mathcal{C}^*(X_{n+1}) | X_{n+1}) = 1 - \alpha$ (almost surely), which implies

$$|\mathbb{P}(Y_{n+1} \in \mathcal{C}_n(X_{n+1}) | X_{n+1}) - (1 - \alpha)| \leq \mathbb{P}(Y_{n+1} \in \mathcal{C}_n(X_{n+1}) \Delta \mathcal{C}^*(X_{n+1}) | X_{n+1}),$$

and therefore, by the tower law,

$$\mathbb{E} [|\mathbb{P}(Y_{n+1} \in \mathcal{C}_n(X_{n+1}) | X_{n+1}) - (1 - \alpha)|] \leq \mathbb{P}(Y_{n+1} \in \mathcal{C}_n(X_{n+1}) \Delta \mathcal{C}^*(X_{n+1})).$$

Next, for any $\epsilon > 0$, define

$$\mathcal{C}^{*,\epsilon}(x) = [\tau^*(x; \alpha/2) - 2\epsilon, \tau^*(x; \alpha/2) + 2\epsilon] \cup [\tau^*(x; 1 - \alpha/2) - 2\epsilon, \tau^*(x; 1 - \alpha/2) + 2\epsilon],$$

which defines a small region around each endpoint of the oracle interval $\mathcal{C}^*(x)$. For any x , if it holds that $|\hat{q}_n| \leq \epsilon$ and that

$$\max_{\beta \in \{\alpha/2, 1 - \alpha/2\}} |\hat{\tau}_n(x; \beta) - \tau^*(x; \beta)| \leq \epsilon,$$

then the endpoints of $\mathcal{C}_n(x)$ and $\mathcal{C}^*(x)$ are within distance 2ϵ of each other, by construction—that is, we must have $\mathcal{C}_n(x) \Delta \mathcal{C}^*(x) \subseteq \mathcal{C}^{*,\epsilon}(x)$. Therefore,

$$\begin{aligned} \mathbb{E} [|\mathbb{P}(Y_{n+1} \in \mathcal{C}_n(X_{n+1}) | X_{n+1}) - (1 - \alpha)|] &\leq \mathbb{P}(Y_{n+1} \in \mathcal{C}^{*,\epsilon}(X_{n+1})) \\ &\quad + \mathbb{P}(|\hat{q}_n| > \epsilon) + \mathbb{P} \left(\max_{\beta \in \{\alpha/2, 1 - \alpha/2\}} |\hat{\tau}_n(X_{n+1}; \beta) - \tau^*(X_{n+1}; \beta)| > \epsilon \right). \end{aligned}$$

Since f^* is the conditional density for $P_{Y|X}$, and $(X_{n+1}, Y_{n+1}) \sim P$, we also have

$$\mathbb{P}(Y_{n+1} \in \mathcal{C}^{*,\epsilon}(X_{n+1}) | X_{n+1}) \leq 8\epsilon \cdot \sup_{(x,y)} f^*(y|x),$$

almost surely. And, by the strongly mixing condition, for each β ,

$$\begin{aligned} & \limsup_{n \rightarrow \infty} \mathbb{P}(|\hat{\tau}_n(X_{n+1}; \beta) - \tau^*(X_{n+1}; \beta)| > \epsilon) \\ &= \limsup_{n \rightarrow \infty} \mathbb{E} \left[\int_{\mathcal{X}} \mathbb{1}\{|\hat{\tau}_n(x; \beta) - \tau^*(x; \beta)| > \epsilon\} \, dP_X(x) \right] \\ &\leq \epsilon^{-1} \cdot \limsup_{n \rightarrow \infty} \mathbb{E} \left[\int_{\mathcal{X}} |\hat{\tau}_n(x; \beta) - \tau^*(x; \beta)| \, dP_X(x) \right] \rightarrow 0, \end{aligned}$$

where the last step holds by assumption (5.17). Since these calculations hold for arbitrarily small $\epsilon > 0$, and since $\sup_{(x,y)} f^*(y | x) < \infty$ by assumption, from this point on we only need to show that, for any $\epsilon > 0$,

$$\lim_{n \rightarrow \infty} \mathbb{P}(|\hat{q}_n| > \epsilon) = 0.$$

We will prove that, for any $\epsilon > 0$, $\mathbb{P}(\hat{q}_n \leq \epsilon) \rightarrow 1$; the proof for the lower bound on \hat{q}_n is similar so we omit the details.

Fix any $\epsilon > 0$, and let

$$1 - \alpha' = \mathbb{P}_{(X,Y) \sim P}(Y \in [\tau^*(X; \alpha/2) - \epsilon/2, \tau^*(X; 1 - \alpha/2) + \epsilon/2]).$$

Since the conditional density f^* is assumed to be positive, and $\epsilon > 0$, we must have $\alpha' < \alpha$. And, since $(X_i, Y_i) \sim P$ for each i , the strongly mixing condition ensures that

$$\frac{1}{\lfloor n/2 \rfloor} \sum_{i=\lfloor n/2 \rfloor+1}^n \mathbb{1}\{Y_i \in [\tau^*(X_i; \alpha/2) - \epsilon/2, \tau^*(X_i; 1 - \alpha/2) + \epsilon/2]\} \rightarrow 1 - \alpha',$$

almost surely. Next, again applying the strongly mixing condition, it holds that

$$\left| \frac{1}{\lfloor n/2 \rfloor} \sum_{i=\lfloor n/2 \rfloor+1}^n \mathbb{1}\{|\hat{\tau}_n(X_i; \beta) - \tau^*(X_i; \beta)| > \epsilon/2\} - \Delta_n(\beta) \right| \rightarrow 0$$

almost surely, where

$$\Delta_n(\beta) = \int_{\mathcal{X}} \mathbb{1}\{|\hat{\tau}_n(x; \beta) - \tau^*(x; \beta)| > \epsilon/2\} \, dP_X(x).$$

We also have

$$\mathbb{E}[\Delta_n(\beta)] \leq \frac{1}{\epsilon/2} \int_{\mathcal{X}} |\hat{\tau}_n(x; \beta) - \tau^*(x; \beta)| \, dP_X(x) \rightarrow 0,$$

by assumption (5.17). In particular, choosing any $\delta > 0$, this implies that

$$\mathbb{P} \left(\frac{1}{\lfloor n/2 \rfloor} \sum_{i=\lfloor n/2 \rfloor+1}^n \mathbb{1}\{|\hat{\tau}_n(X_i; \beta) - \tau^*(X_i; \beta)| > \epsilon/2\} > \delta \right) \rightarrow 0.$$

Now observe that, for each i , on the event that

$$\max_{\beta \in \{\alpha/2, 1-\alpha/2\}} |\hat{\tau}_n(X_i; \beta) - \tau^*(X_i; \beta)| \leq \epsilon/2,$$

we have

$$[\hat{\tau}_n(X_i; \alpha/2) - \epsilon, \hat{\tau}_n(X_i; 1 - \alpha/2) + \epsilon] \supseteq [\tau^*(X_i; \alpha/2) - \epsilon/2, \tau^*(X_i; 1 - \alpha/2) + \epsilon/2].$$

Combining all our calculations, we have shown that

$$\mathbb{P} \left(\frac{1}{\lceil n/2 \rceil} \sum_{i=\lceil n/2 \rceil+1}^n \mathbb{1} \{Y_i \in [\hat{\tau}_n(X_i; \alpha/2) - \epsilon, \hat{\tau}_n(X_i; 1 - \alpha/2) + \epsilon]\} \geq 1 - \alpha' - \delta \right) \rightarrow 1.$$

Choosing $\delta \in (0, \alpha - \alpha')$, for all sufficiently large n it then holds that

$$1 - \alpha' - \delta \geq (1 - \alpha) \left(1 + \frac{1}{\lceil n/2 \rceil} \right),$$

and moreover by definition of the CQR score, $\hat{q}_n \leq \epsilon$ holds whenever

$$\frac{1}{\lceil n/2 \rceil} \sum_{i=\lceil n/2 \rceil+1}^n \mathbb{1} \{Y_i \in [\hat{\tau}_n(X_i; \alpha/2) - \epsilon, \hat{\tau}_n(X_i; 1 - \alpha/2) + \epsilon]\} \geq (1 - \alpha) \left(1 + \frac{1}{\lceil n/2 \rceil} \right).$$

We have therefore shown that $\mathbb{P}(\hat{q}_n \leq \epsilon) \rightarrow 1$, as desired.

Bibliography

Many works in the literature have established asymptotic optimality type properties for conformal prediction, in a range of different settings. These works have generally focused on specific choices of the score and/or the underlying distributional assumptions. For the two case studies presented in Section 5.2 for the classification setting, the first one uses the high-probability score, which was studied by [Sadinle et al. \[2019\]](#), who also give asymptotic optimality statements (see also earlier work by [Lei \[2014\]](#)). The second case study uses the cumulative-probability score to achieve conditional rather than marginal (oracle) coverage, which was a score proposed by [Romano et al. \[2020\]](#) and studied further by [Angelopoulos et al. \[2021b\]](#). Turning to the regression setting, for the two case studies presented in Section 5.3, the first uses the high-density score, studied by [Izbicki et al. \[2020\]](#) and [Lei et al. \[2013\]](#), who both give asymptotic optimality results for the score. The second uses the conformalized quantile regression (CQR) score, as developed by [Romano et al. \[2019\]](#); subsequent work by [Sesia and Candès \[2020\]](#) develops asymptotical optimality results for the CQR score. The conformalized quantile regression builds on the large literature in quantile regression, originating from [Koenker and Bassett Jr \[1978\]](#) and with important further results by [Chaudhuri \[1991\]](#). The work of [Lei et al. \[2018\]](#) is one of the earliest results establishing an asymptotic optimality type property in the regression setting; their work considers the residual score, as we introduced in Chapter 1 (but have not studied in this present chapter). Additional asymptotic optimality results for various settings include the work of [Lei and Wasserman \[2014\]](#) for kernel density estimates, [Györfi and Walk \[2019\]](#) for nearest-neighbors, and [Chernozhukov et al. \[2018\]](#) for counterfactual inference in synthetic controls.

The general theory developed in Section 5.4 is adapted from [Duchi et al. \[2024\]](#). We note that this paper studies a more general problem, where split conformal prediction (or, in the paper, alternatively a cross-validation based method) is applied across data gathered from multiple different environments; the i.i.d. setting can be viewed as a special case.

Finally, the robustness results of Section 5.5 are based on the work of [Xu and Xie \[2023a,b\]](#) for the time-series setting. Additional results of this type exist in the literature for a range of different settings, for instance, the results of [Chernozhukov et al. \[2021\]](#).

Part III

Extensions of Conformal Prediction

Chapter 6

Cross-Validation Based Conformal Methods

This chapter begins Part III of the book. The previous part has focused on conformal prediction for batches of exchangeable data points. In this next part of the book, we present extensions to the conformal prediction procedure that modify it to have a better computational/statistical tradeoff, to handle non-exchangeable data, and to operate in an online setting with streaming data, and more.

In this chapter, we will focus on cross-validation (CV) style approaches to conformal prediction, covering the main methodologies in this area along with their corresponding theoretical guarantees. Recall that in Part II, we introduced full conformal prediction and split conformal prediction, which can be viewed as lying at two extremes of a computational/statistical tradeoff. Split conformal only requires fitting the model once, but may lead to wider intervals due to the statistical cost of data splitting. In contrast, full conformal may provide narrower intervals as it uses the entire available training set for model fitting, but in principle may require a large number (or even infinitely many) calls to the model fitting algorithm and therefore is very expensive to compute even approximately.

A natural question is therefore whether we can use a strategy that is more statistically efficient than data splitting, without paying the steep computational price of full conformal prediction: namely, can we use cross-validation? Interestingly, the theoretical analysis of CV-type methods proves to be surprisingly different from the analysis of full and split conformal, and this chapter will go through these arguments in detail.

6.1 Preliminaries: split conformal as a tournament

Before presenting the cross-conformal prediction method, it will help to first return to split conformal, and reformulate the construction of that method. Let $I \subseteq [n]$ be a subset of the indices of the available labeled data, and suppose we will use this subset $\mathcal{D}_I = ((X_i, Y_i) : i \in I)$ as our calibration set, after training our model on the remaining data $\mathcal{D}_{[n] \setminus I} = ((X_i, Y_i) : i \in [n] \setminus I)$. Note that here we depart from the notation of the earlier chapters: in this section, we assume a total of n labeled data points, and that \mathcal{D}_n must be partitioned to provide both data for model training and for calibration. For example, for a data point $i \in I$ used for calibration in the split conformal procedure, its score will be given by $s((X_i, Y_i); \mathcal{D}_{[n] \setminus I})$.

The split conformal method operates by comparing the score of a hypothesized test point, $s((X_{n+1}, y); \mathcal{D}_{[n] \setminus I})$ against the scores for calibration data points, $s((X_i, Y_i); \mathcal{D}_{[n] \setminus I})$, for all $i \in I$. Concretely, in this setting where we have $|I|$ (rather than n) as the number of calibration points, the split conformal interval is defined as

$$\mathcal{C}(X_{n+1}) = \left\{ y : s((X_{n+1}, y); \mathcal{D}_{[n] \setminus I}) \leq \text{Quantile} \left(\left(s((X_i, Y_i); \mathcal{D}_{[n] \setminus I}) \right)_{i \in I}; (1 - \alpha) (1 + 1/|I|) \right) \right\}.$$

To help us later on when defining cross-conformal, we observe that, by definition of the quantile, this prediction

interval can equivalently be defined as

$$\mathcal{C}(X_{n+1}) = \left\{ y : \sum_{i \in I} \mathbb{1} \{ s((X_{n+1}, y); \mathcal{D}_{[n] \setminus I}) > s((X_i, Y_i); \mathcal{D}_{[n] \setminus I}) \} < (1 - \alpha)(|I| + 1) \right\}. \quad (6.1)$$

With this reformulation of the prediction interval, we can now see that split conformal can be interpreted as a tournament between teams—that is, between data points $i \in I \cup \{n + 1\}$. Each team’s strength is determined by its score, namely, $s((X_i, Y_i); \mathcal{D}_{[n] \setminus I})$ for each team $i \in I$, and $s((X_{n+1}, y); \mathcal{D}_{[n] \setminus I})$ for team $i = n + 1$. When team i plays against team j , it wins if its score is strictly higher; if the scores are equal, neither team wins. We can therefore see that, to determine whether a value y is included in the prediction interval $\mathcal{C}(X_{n+1})$, we are equivalently asking:

Did team $n + 1$ win fewer than $(1 - \alpha)(|I| + 1)$ many games, when playing against all teams $i \in I$?

This tournament interpretation of conformal will help us to understand the construction of the cross-validation methods that we will study next, as well as the proofs of their corresponding theoretical guarantees.

6.2 Cross-conformal prediction

Next, we will extend this reformulation of split conformal to a cross-validation style approach. To begin, we partition the available data into K disjoint *folds*, given by

$$[n] = I_1 \cup \dots \cup I_K.$$

(Typically we would take the folds to be of equal size n/K , or as close to equal as possible if n/K is not an integer.) Then for each $k = 1, \dots, K$, the fold I_k plays the role of the calibration set: we compare the score of the hypothesized test point against the scores of data points indexed by $i \in I_k$, using the model trained on $\mathcal{D}_{[n] \setminus I_k}$. That is, for each k ,

$$\text{Compare } s((X_{n+1}, y); \mathcal{D}_{[n] \setminus I_k}) \text{ against } (s((X_i, Y_i); \mathcal{D}_{[n] \setminus I_k}))_{i \in I_k}.$$

To pool these K comparisons together, and construct a *single* prediction interval, we define

$$\mathcal{C}(X_{n+1}) = \left\{ y : \sum_{k=1}^K \sum_{i \in I_k} \mathbb{1} \{ s((X_{n+1}, y); \mathcal{D}_{[n] \setminus I_k}) > s((X_i, Y_i); \mathcal{D}_{[n] \setminus I_k}) \} < (1 - \alpha)(n + 1) \right\}, \quad (6.2)$$

which is known as the *cross-conformal prediction* set. In constructing this set, the innermost sum calculates how many games were won by player $n + 1$ within fold k , and the outermost sum is over the K folds. Thus, the left-hand side of the inequality simply counts the total number of games won by player $n + 1$.

Now compare to (6.1): that reformulation of split conformal makes it immediately apparent that the cross-conformal method is simply an extension of split conformal to a setting where we cycle through multiple folds. To ask whether a value y will be included in the prediction set, we can return to the tournament interpretation: when team $n + 1$ plays against team $i \in I_k$, the two teams have “strengths” determined by $s((X_{n+1}, y); \mathcal{D}_{[n] \setminus I_k})$ and $s((X_i, Y_i); \mathcal{D}_{[n] \setminus I_k})$, respectively. In particular, unlike for split conformal, here the strength of team $n + 1$, when it plays a game against team i , will vary depending on the fold I_k to which team i belongs. In both settings, however, the intuition is essentially the same: a value $y \in \mathcal{Y}$ is included in the prediction set if it does not win too many of its games.

The case $K = n$, where each fold contains a single data point, is a special case. For this variant of the method, which is often called leave-one-out cross-conformal prediction, the procedure requires a model to be trained on each of the n leave-one-out datasets, $\mathcal{D}_{[n] \setminus \{i\}} = ((X_j, Y_j) : j \in [n] \setminus \{i\})$.

6.2.1 Coverage guarantees for cross-conformal prediction

We next establish marginal coverage guarantees for the K -fold cross-conformal method. We will give two guarantees. The two results follow completely different proof strategies, and offer complementary guarantees.

The first theorem follows an argument relating to averaging p-values, and offers a more favorable guarantee in the regime where K is small; the second theorem relies on a tournament-matrix type argument, and gives a more favorable guarantee in the regime where K is large (including the case $K = n$).

Theorem 6.1

If the data points $(X_1, Y_1), \dots, (X_{n+1}, Y_{n+1})$ are exchangeable, then the cross-conformal prediction method (6.2) (run with K folds of equal size n/K) satisfies

$$\mathbb{P}(Y_{n+1} \in \mathcal{C}(X_{n+1})) \geq 1 - 2\alpha - 2(1 - \alpha) \cdot \frac{1 - 1/K}{n/K + 1}.$$

For the second bound, we will need to assume symmetry of the score s . We will also need a slightly stronger form of exchangeability: we will need to assume that the $n + 1$ training and test data points can be embedded into a longer, and still exchangeable, sequence of data points:

$$\underbrace{(X_1, Y_1), \dots, (X_n, Y_n), (X_{n+1}, Y_{n+1})}_{\text{the observed training + test data}}, (X_{n+2}, Y_{n+2}), \dots, (X_{n+n/K}, Y_{n+n/K}) \text{ are exchangeable.} \quad (6.3)$$

This is only mildly stronger than our usual assumption of exchangeability of the training and test data—for instance, it is satisfied if the data points are drawn i.i.d. from any distribution, or if they are sampled without replacement from a finite population of length $N \geq n + n/K$.

Theorem 6.2

Under the same setting as Theorem 6.1, and assuming also that the exchangeability condition (6.3) holds and that the score function $s((x, y); \mathcal{D})$ is symmetric in \mathcal{D} , the cross-conformal prediction method (6.2) satisfies

$$\mathbb{P}(Y_{n+1} \in \mathcal{C}(X_{n+1})) \geq 1 - 2\alpha - 2(1 - \alpha) \cdot \frac{1 - K/n}{K + 1}.$$

In particular, Theorem 6.2 establishes that, for leave-one-out cross-conformal (i.e., the case $K = n$),

$$\mathbb{P}(Y_{n+1} \in \mathcal{C}(X_{n+1})) \geq 1 - 2\alpha.$$

(Note that for the leave-one-out setting, the condition (6.3) is simply equivalent to exchangeability of the $n + 1$ training and test points, since $n + n/K = n + 1$ in this case.)

For the general case where K may take any value, by combining the two theorems, we see that K -fold cross-conformal satisfies the following bound:

Corollary 6.3

Under the same setting as Theorem 6.2, the cross-conformal prediction method (6.2) satisfies

$$\mathbb{P}(Y_{n+1} \in \mathcal{C}(X_{n+1})) \geq 1 - 2\alpha - 2(1 - \alpha) \cdot \min \left\{ \frac{1 - 1/K}{n/K + 1}, \frac{1 - K/n}{K + 1} \right\} \geq 1 - 2\alpha - 2/\sqrt{n},$$

for any choice of K .

Ignoring the $\mathcal{O}(1/\sqrt{n})$ term, this result essentially tells us that, for any K , cross-conformal will always yield marginal coverage at level $\geq 1 - 2\alpha$ —but by construction, we would expect to achieve $\geq 1 - \alpha$ coverage (and indeed, this is generally achieved in practice). We will discuss this gap in more detail in Section 6.2.3 below.

We next prove the individual bounds.

Proof of Theorem 6.1

For each fold k , and for any (x, y) , define

$$p_k(x, y) = \frac{1 + \sum_{i \in I_k} \mathbb{1} \{s((x, y); \mathcal{D}_{[n] \setminus I_k}) \leq s((X_i, Y_i); \mathcal{D}_{[n] \setminus I_k})\}}{1 + n/K}.$$

Then we can interpret $p_k(X_{n+1}, y)$ as a p-value for a permutation test comparing the hypothesized test point (X_{n+1}, y) against the data in the k th fold, $((X_i, Y_i))_{i \in I_k}$. Specifically, observing that the data points $((X_i, Y_i))_{i \in I_k \cup \{n+1\}}$ are exchangeable after conditioning on $\mathcal{D}_{[n] \setminus I_k}$, we then see that the scores $(s((X_i, Y_i); \mathcal{D}_{[n] \setminus I_k}))_{i \in I_k \cup \{n+1\}}$ are exchangeable as well, and thus by Corollary 2.5, $p_k(X_{n+1}, Y_{n+1})$ satisfies

$$\mathbb{P}(p_k(X_{n+1}, Y_{n+1}) \leq t) \leq t \text{ for all } t \in [0, 1].$$

Next, for any y , we can calculate

$$\begin{aligned} \frac{p_1(X_{n+1}, y) + \cdots + p_K(X_{n+1}, y)}{K} \\ = \frac{K + \sum_{k=1}^K \sum_{i \in I_k} \mathbb{1} \{s((X_{n+1}, y); \mathcal{D}_{[n] \setminus I_k}) \leq s((X_i, Y_i); \mathcal{D}_{[n] \setminus I_k})\}}{K + n}. \end{aligned}$$

Comparing to the definition of the cross-conformal method (6.2), we see that

$$y \in \mathcal{C}(X_{n+1}) \iff \frac{p_1(X_{n+1}, y) + \cdots + p_K(X_{n+1}, y)}{K} > \alpha + (1 - \alpha) \cdot \frac{K - 1}{K + n}.$$

Therefore,

$$\mathbb{P}(Y_{n+1} \notin \mathcal{C}(X_{n+1})) = \mathbb{P}\left(\frac{p_1(X_{n+1}, Y_{n+1}) + \cdots + p_K(X_{n+1}, Y_{n+1})}{K} \leq \alpha + (1 - \alpha) \cdot \frac{K - 1}{K + n}\right).$$

Finally, to complete the proof, we apply the fact that averaging p-values provides a quantity that is a p-value up to a factor of 2, i.e.,

$$\mathbb{P}\left(\frac{p_1(X_{n+1}, Y_{n+1}) + \cdots + p_K(X_{n+1}, Y_{n+1})}{K} \leq t\right) \leq 2t \text{ for all } t.$$

Proof of Theorem 6.2

The proof of this result will refer back to the tournament interpretation of the cross-conformal prediction interval, described in Section 6.1. Recall that, to determine whether Y_{n+1} is covered by $\mathcal{C}(X_{n+1})$, we examine the outcomes of “games” played between team $n + 1$ and each team $i = 1, \dots, n$, where for $i \in I_k$, the outcome of the game is determined by comparing scores $s((X_{n+1}, Y_{n+1}); \mathcal{D}_{[n] \setminus I_k})$ and $s((X_i, Y_i); \mathcal{D}_{[n] \setminus I_k})$.

Step 1: constructing the tournament. We begin by imagining that rather than a single test point (X_{n+1}, Y_{n+1}) , we instead have n/K many test points, (X_{n+i}, Y_{n+i}) , for $i = 1, \dots, n/K$. This will allow us to have $K + 1$ many folds each containing n/K many points, where the first K folds contain the training data, while the last fold contains a test set. (We can construct this longer sequence of $n + n/K$ many exchangeable data points—that is,

$(X_1, Y_1), \dots, (X_{n+n/K}, Y_{n+n/K})$ —due to assumption (6.3).)

Next consider a tournament where team i plays against team j , for each pair of teams that are *not* in the same fold. Specifically, suppose that $i \in I_k$ and $j \in I_\ell$, for $k \neq \ell$. (Here we have $k, \ell \in [K+1]$, that is, we may choose to have one of the folds be the $(K+1)$ st fold that comprises the test set.) Next, define $\mathcal{D}_{n+n/K}$ to be the complete dataset, with all $n+n/K$ (training and test) data points, and for any folds $k \neq \ell \in [K+1]$, let $\mathcal{D}_{[n+n/K] \setminus (I_k \cup I_\ell)}$ be the corresponding dataset of size $n-n/K$ where *two* folds are removed from $\mathcal{D}_{n+n/K}$.

We now construct a $(n+n/K)$ -by- $(n+n/K)$ matrix of scores,

$$S_{ij} = \begin{cases} s((X_i, Y_i); \mathcal{D}_{[n+n/K] \setminus (I_k \cup I_\ell)}), & \text{if } i, j \text{ are in different folds: } i \in I_k, j \in I_\ell, k \neq \ell, \\ 0, & \text{if } i, j \text{ are in the same fold.} \end{cases}$$

In other words, S_{ij} is the score assigned to the i th data point, when the model is trained after removing the two folds corresponding to data point i and data point j (and if instead i and j are in the same fold, then we assign the arbitrary value $S_{ij} = 0$ since no game was played).

Next, consider the tournament matrix $A \in \{0, 1\}^{(n+n/K) \times (n+n/K)}$, defined as follows: when team i plays against team j , we declare team i to be the winner if its score is strictly higher:

$$A_{ij} = \mathbb{1}\{S_{ij} > S_{ji}\},$$

for each $i, j \in [n+n/K]$. The following lemma deterministically bounds the number of teams which achieve a minimum number of wins in this tournament. (This result is closely related to Landau's theorem on tournaments.)

Lemma 6.4: Tournament Lemma

Let $A \in \{0, 1\}^{N \times N}$ satisfy $A_{ij} + A_{ji} \leq 1$ for all i, j . Then for any $t \in [0, 1]$,

$$\sum_{i=1}^N \mathbb{1}\left\{\sum_{j=1}^N A_{ij} \geq N(1-t)\right\} \leq 2tN.$$

Applying this lemma with $N = n+n/K$ and $t = \alpha + (1-\alpha) \cdot \frac{n/K-1}{n+n/K}$, we then obtain

$$\sum_{i=1}^{n+n/K} \mathbb{1}\left\{\sum_{j=1}^{n+n/K} A_{ij} \geq (1-\alpha)(n+1)\right\} \leq 2\left(\alpha + (1-\alpha) \cdot \frac{n/K-1}{n+n/K}\right) \cdot (n+n/K). \quad (6.4)$$

Step 2: relating the tournament to the prediction set. Next we consider the special case where one of the two folds is the test fold. For any $k \in [K]$, $\mathcal{D}_{[n+n/K] \setminus (I_k \cup I_{K+1})} = \mathcal{D}_{[n] \setminus I_k}$ —that is, removing the k th training fold and also the test fold (the $(K+1)$ st fold) from the complete dataset $\mathcal{D}_{n+n/K}$, is equivalent to removing *only* the k th fold from the training dataset \mathcal{D}_n . Therefore, considering the definition of S_{ij} , if $i = n+1$ and $j \in I_k$ for some $k \leq K$, then we can see that

$$S_{n+1, j} = s((X_{n+1}, Y_{n+1}); \mathcal{D}_{[n] \setminus I_k}),$$

while if $j = n+1$ and $i \in I_k$ for some $k \leq K$, then we instead have

$$S_{i, n+1} = s((X_i, Y_i); \mathcal{D}_{[n] \setminus I_k}).$$

Therefore, for any $k \in [K]$ and $i \in I_k$

$$s((X_{n+1}, y); \mathcal{D}_{[n] \setminus I_k}) > s((X_i, Y_i); \mathcal{D}_{[n] \setminus I_k}) \iff A_{n+1, i} = 1.$$

Recalling the definition of the cross-conformal method (6.2), we then have

$$Y_{n+1} \notin \mathcal{C}(X_{n+1}) \iff \sum_{i=1}^n A_{n+1,i} \geq (1-\alpha)(n+1) \iff \sum_{i=1}^{n+n/K} A_{n+1,i} \geq (1-\alpha)(n+1),$$

where the last step holds since $A_{n+1,i} = 0$ for all $i \in I_{K+1} = \{n+1, \dots, n+n/K\}$, by definition.

Step 3: applying exchangeability. Next, we establish an exchangeability property for the tournament matrix $A \in \{0, 1\}^{(n+n/K) \times (n+n/K)}$. In particular, consider any σ on $[n+n/K]$ that preserves the equivalence relation induced by the folds:

$$\text{If } i, j \in I_k \text{ for some } k \in [K+1], \text{ then } \sigma(i), \sigma(j) \in I_\ell \text{ for some } \ell \in [K+1], \quad (6.5)$$

so that, for all $i \neq j \in [n+n/K]$, it holds that i, j are in the same fold if and only if $\sigma(i), \sigma(j)$ are in the same fold. We will show that for any such σ ,

$$A \stackrel{d}{=} A_\sigma, \quad (6.6)$$

where we define $(A_\sigma)_{ij} = A_{\sigma(i), \sigma(j)}$, that is, the permuted tournament matrix A_σ is derived from the original tournament matrix A by applying the same permutation σ to both row and column indices. To verify (6.6), we observe that we can write A explicitly as a function of the data: we write $A = A(\mathcal{D}_{n+n/K})$, where, given any dataset $(z_r)_{r \in [n+n/K]}$ we define the matrix $A((z_r)_{r \in [n+n/K]})$ to have entries

$$\left(A((z_r)_{r \in [n+n/K]}) \right)_{ij} = \mathbb{1} \left\{ s(z_i; (z_r)_{r \in [n+n/K] \setminus (I_k \cup I_\ell)}) > s(z_i; (z_r)_{r \in [n+n/K] \setminus (I_k \cup I_\ell)}) \right\},$$

if $i \in I_k, j \in I_\ell$ for some $k \neq \ell \in [K+1]$, or otherwise if i, j lie in the same fold then we set

$$\left(A((z_r)_{r \in [n+n/K]}) \right)_{ij} = 0.$$

With this new notation in place, it holds immediately that

$$A = A(\mathcal{D}_{n+n/K}) \stackrel{d}{=} A((\mathcal{D}_{n+n/K})_\sigma),$$

where the first step holds by definition of our new notation of A as a function of the dataset, while the second step holds since the dataset $\mathcal{D}_{n+n/K}$ is assumed to be exchangeable. Note that thus far, this claim holds for any permutation σ . Finally, it is also straightforward to verify that, since the score function s is symmetric, as long as we choose a permutation σ that preserves the folds as in (6.5), then $A_\sigma = A((\mathcal{D}_{n+n/K})_\sigma)$ —that is, permuting the tournament matrix A that was computed on the original dataset $\mathcal{D}_{n+n/K}$, is equivalent to computing the tournament matrix using the permuted dataset $(\mathcal{D}_{n+n/K})_\sigma$. We have therefore shown that (6.6) holds.

Consequently, for any σ that satisfies (6.5),

$$\begin{aligned} \mathbb{P}(Y_{n+1} \notin \mathcal{C}(X_{n+1})) &= \mathbb{P} \left(\sum_{j=1}^{n+n/K} A_{n+1,j} \geq (1-\alpha)(n+1) \right) \\ &= \mathbb{P} \left(\sum_{j=1}^{n+n/K} (A_\sigma)_{n+1,j} \geq (1-\alpha)(n+1) \right) \\ &= \mathbb{P} \left(\sum_{j=1}^{n+n/K} A_{\sigma(n+1), \sigma(j)} \geq (1-\alpha)(n+1) \right) \\ &= \mathbb{P} \left(\sum_{j=1}^{n+n/K} A_{\sigma(n+1), j} \geq (1-\alpha)(n+1) \right), \end{aligned}$$

where the last step holds since summing over $\sigma(j)$, for $j \in [n+1]$, is equivalent to simply summing over $j \in [n+1]$. For any $i \in [n+n/K]$, we can choose some σ satisfying (6.5) such that $\sigma(n+1) = i$, so we have

$$\mathbb{P}(Y_{n+1} \notin \mathcal{C}(X_{n+1})) = \mathbb{P}\left(\sum_{j=1}^{n+n/K} A_{ij} \geq (1-\alpha)(n+1)\right).$$

After averaging over all $i \in [n+n/K]$, then,

$$\begin{aligned} \mathbb{P}(Y_{n+1} \notin \mathcal{C}(X_{n+1})) &= \frac{1}{n+n/K} \sum_{i=1}^{n+n/K} \mathbb{P}\left(\sum_{j=1}^{n+n/K} A_{ij} \geq (1-\alpha)(n+1)\right) \\ &= \mathbb{E}\left[\frac{1}{n+n/K} \sum_{i=1}^{n+n/K} \mathbb{1}\left\{\sum_{j=1}^{n+n/K} A_{ij} \geq (1-\alpha)(n+1)\right\}\right] \leq 2\alpha + 2(1-\alpha) \cdot \frac{n/K-1}{n+n/K}, \end{aligned}$$

where the last step holds by applying (6.4) to the sum inside the expected value.

6.2.2 Proof of the tournament lemma

Proof of Lemma 6.4

Let

$$J = \left\{i \in [N] : \sum_{j=1}^N A_{ij} \geq (1-t)N\right\},$$

so that our goal is to bound $|J|$. We then calculate

$$|J| \cdot (1-t)N \leq \sum_{i \in J} \sum_{j=1}^N A_{ij} \text{ by definition of } J \quad (6.7)$$

$$= \sum_{i \in J} \sum_{j \in J} A_{ij} + \sum_{i \in J} \sum_{j \in [N] \setminus J} A_{ij}$$

$$= \frac{1}{2} \sum_{i \in J} \sum_{j \in J} (A_{ij} + A_{ji}) + \sum_{i \in J} \sum_{j \in [N] \setminus J} A_{ij}$$

$$\leq \frac{1}{2}|J|^2 + |J|(N - |J|), \quad (6.8)$$

where the last step holds since, for all i, j , $A_{ij} \in \{0, 1\}$ and $A_{ij} + A_{ji} \leq 1$, by assumption. Rearranging terms, we have proved the desired bound.

To illustrate the proof more intuitively, suppose we reorder the indices so that the entries in J all come first—then the matrix A can be represented as in Figure 6.1. By definition, for each $i \in J$, the sum of the i th row of A is at least $(1-t)N$. In particular, this means that

$$(\text{sum of entries in Block 1}) + (\text{sum of entries in Block 2}) \geq |J| \cdot (1-t)N,$$

since each row $i \in J$ contributes at least $(1-t)N$ to this sum—this verifies the step (6.7) in the calculations

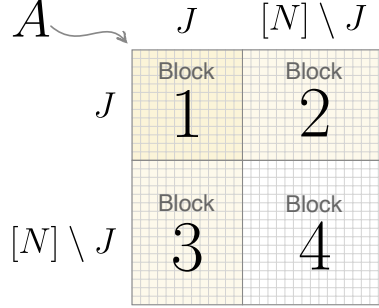


Figure 6.1: **An illustration of the tournament matrix** and the set J constructed in the proof of Lemma 6.4.

above. Now, since each entry in the matrix takes values in $\{0, 1\}$, we have

$$(\text{sum of entries in Block 2}) \leq |J| \cdot (N - |J|),$$

i.e., the sum is simply bounded by the size of the block. Moreover, since the matrix A is a tournament matrix, this means that $A_{ij} + A_{ji} \leq 1$ for all (i, j) —in other words, it’s not possible for team i to win against team j ($A_{ij} = 1$) and also for j to win against i ($A_{ji} = 1$). Therefore, the $|J|$ -by- $|J|$ submatrix in Block 1 can contain at most $|J|^2/2$ many entries with value 1, and so

$$(\text{sum of entries in Block 1}) \leq |J|^2/2.$$

These last two calculations combine to verify the step (6.8) in the calculations above.

6.2.3 Why the factor of 2?

By reexamining the proof of full conformal prediction through the lens of the tournament matrix construction, we can compare cross-conformal to full conformal, and learn more about why the factor of 2 arises in the coverage guarantee for cross-conformal.

For full conformal, the key construction in the proof is a *vector* of scores,

$$(S_1, \dots, S_{n+1}),$$

with i th entry given by

$$S_i = s((X_i, Y_i); \mathcal{D}_{n+1}),$$

where \mathcal{D}_{n+1} comprises the training and test data, $(X_1, Y_1), \dots, (X_n, Y_n), (X_{n+1}, Y_{n+1})$. The next step is to simply observe that at most α fraction of this list can be above the $(1 - \alpha)$ -quantile of this list,

$$\sum_{i=1}^{n+1} \mathbb{1}\{S_i > \text{Quantile}(S_1, \dots, S_{n+1}; 1 - \alpha)\} \leq \alpha(n + 1).$$

In other words, if we were to define a tournament matrix as

$$A_{ij} = \mathbb{1}\{S_i > S_j\},$$

which we can interpret as saying that team i “wins” against team j if its score is strictly higher, then the above quantile inequality could be written as

$$\sum_{i=1}^{n+1} \mathbb{1}\left\{\sum_j A_{ij} \geq (1 - \alpha)(n + 1)\right\} \leq \alpha(n + 1), \quad (6.9)$$

that is, if we count teams that win at least $(1 - \alpha)$ of their games, these teams can comprise at most an α fraction of the total number of teams in the league. In contrast, Lemma 6.4 shows that, for a general tournament matrix A , the bound might inflate by, at worst, a factor of 2.

For full conformal, where the tournament matrix A is induced by comparing a vector (rather than a matrix) of scores, this tighter bound holds because A must be consistent with a *total ordering* on the $n + 1$ data points. In particular, this tournament matrix satisfies transitivity: if $A_{ij} = 1$ and $A_{jr} = 1$ (i.e., team i wins against j , and team j wins against r), then we cannot have $A_{ri} = 1$ (i.e., team r cannot then win against i). In contrast, for cross-conformal, it is possible to have a failure of transitivity where, say, $A_{ij} = 1$, $A_{jr} = 1$, and $A_{ri} = 1$ —that is, team i wins against j , team j wins against r , and team r wins against i —and thus A is not consistent with any total ordering. The reason this can occur is that each of these three comparisons is carried out relative to a different model: for each of the three comparisons (i vs j , j vs r , and r vs i), we are removing a different pair of folds from the dataset when training the score function s . This potential failure of transitivity is exactly what leads to a factor of 2 in the coverage guarantee.

The following worst-case construction will illustrate why this can occur. For simplicity, take $K = n$, so that we have $A \in \{0, 1\}^{(n+1) \times (n+1)}$, and assume that $m = \alpha(n + 1) - 1$ is an integer. Then define A as follows:

$$A_{ij} = \begin{cases} 1, & i, j \leq 2m + 1 \text{ and } 1 \leq \text{mod}(j - i, 2m + 1) \leq m, \\ 1, & i \leq 2m + 1 < j, \\ 0, & \text{otherwise.} \end{cases}$$

For example, if $n + 1 = 10$ and $\alpha = 0.4$ so that $m = 3$, we have

$$A = \left(\begin{array}{cccccc|ccc} 0 & 1 & 1 & 1 & 0 & 0 & 0 & 1 & 1 & 1 \\ 0 & 0 & 1 & 1 & 1 & 0 & 0 & 1 & 1 & 1 \\ 0 & 0 & 0 & 1 & 1 & 1 & 0 & 1 & 1 & 1 \\ 0 & 0 & 0 & 0 & 1 & 1 & 1 & 1 & 1 & 1 \\ 1 & 0 & 0 & 0 & 0 & 1 & 1 & 1 & 1 & 1 \\ 1 & 1 & 0 & 0 & 0 & 0 & 1 & 1 & 1 & 1 \\ 1 & 1 & 1 & 0 & 0 & 0 & 0 & 1 & 1 & 1 \\ \hline 0 & 0 & 0 & 0 & 0 & 0 & 0 & 0 & 0 & 0 \\ 0 & 0 & 0 & 0 & 0 & 0 & 0 & 0 & 0 & 0 \\ 0 & 0 & 0 & 0 & 0 & 0 & 0 & 0 & 0 & 0 \end{array} \right), \quad (6.10)$$

where the top-left block is of size $(2m + 1)$ -by- $(2m + 1)$. We can see that, for each $i = 1, \dots, 2m + 1$, we have

$$\sum_{j=1}^{n+1} A_{ij} = \sum_{j=1}^{2m+1} A_{ij} + \sum_{j=(2m+1)+1}^{n+1} A_{ij} = m + (n + 1 - (2m + 1)) = n - m = (1 - \alpha)(n + 1).$$

(In other words, in the notation of the proof of Lemma 6.4 and its illustration in Figure 6.1, the set J is given by $\{1, \dots, 2m + 1\}$.) We therefore have

$$\sum_{i=1}^{n+1} \mathbb{1} \left\{ \sum_j A_{ij} \geq (1 - \alpha)(n + 1) \right\} = 2m + 1 = 2\alpha(n + 1) - 1,$$

which shows that it is possible to have the row sum bound (6.9) fail, by (nearly) a factor of 2.

6.3 CV+ and jackknife+

In this section, we will first step away from the framework of conformal and cross-conformal and consider a more classical approach: the predictive interval constructed via cross-validation (CV), for the problem of predicting a real-valued response (i.e., $\mathcal{Y} = \mathbb{R}$). Specifically, given a fitted model $\hat{f} : \mathcal{X} \rightarrow \mathbb{R}$ trained on the full training set $\mathcal{D}_n = ((X_i, Y_i))_{i \in [n]}$, a popular approach for constructing a prediction interval around $\hat{f}(X_{n+1})$

is to use cross-validation to estimate the margin of error (i.e., the width of the interval). CV has similar benefits to cross-conformal prediction when compared to full and split conformal prediction: it allows one to traverse the tradeoff between computational and statistical efficiency. However, we will see that prediction intervals formed via CV can fail in the distribution-free setting, but a small modification (the CV+ method) resolves the issue. We will then see how CV+ is actually closely connected to cross-conformal.

Before proceeding, we introduce a new piece of notation. For the remainder of this chapter, we will write \mathcal{A} to denote the regression algorithm that is run in order to produce the fitted model \hat{f} —for instance, the least-squares algorithm. That is, \mathcal{A} is a function that inputs a dataset \mathcal{D} (a collection of points in $\mathcal{X} \times \mathbb{R}$), and returns a fitted model—the function $\hat{f} : \mathcal{X} \rightarrow \mathbb{R}$. (To compare to our earlier notation, when we discussed the residual score in Chapter 3, the notation $\hat{f}(\cdot; \mathcal{D})$ denoted this same fitted model.)

6.3.1 Cross-validation for prediction

Cross-validation refers to a genre of classical methods for estimating predictive error. Given a training set of n data points, $\mathcal{D}_n = ((X_i, Y_i))_{i \in [n]}$, the cross-validation procedure for constructing a prediction interval can be implemented as follows.

1. Split the training dataset \mathcal{D}_n into K disjoint folds, via a partition $[n] = I_1 \cup \dots \cup I_K$.
2. For each fold $k \in [K]$, fit the model $\hat{f}_{-I_k} = \mathcal{A}(\mathcal{D}_{[n] \setminus I_k})$, where $\mathcal{D}_{[n] \setminus I_k} = ((X_i, Y_i))_{i \in [n] \setminus I_k}$ denotes the training set with k th fold I_k held out.
3. For each data point $i \in [n]$, compute $S_i = |Y_i - \hat{f}_{-I_{k(i)}}(X_i)|$, where $k(i)$ is the fold of the i th data point (i.e., the value k such that $i \in I_k$).
4. Compute the margin of error, $\hat{q}_{CV} = \text{Quantile}(S_1, \dots, S_n; 1 - \alpha)$.
5. Refit the model on the full dataset, $\hat{f} = \mathcal{A}(\mathcal{D}_n)$, and output the prediction interval

$$\mathcal{C}(X_{n+1}) = \hat{f}(X_{n+1}) \pm \hat{q}_{CV}. \quad (6.11)$$

The reason cross-validation works well in practice is that the residuals S_i are approximately unbiased estimates of the error of the fully trained model \hat{f} , because the data point (X_i, Y_i) , was not used in training the model $\hat{f}_{-I_{k(i)}}$. When $K = n$, this algorithm is sometimes called the jackknife, or, leave-one-out cross-validation.

Although the CV algorithm above is well-motivated, it does not have an assumption-free guarantee of coverage. To see why, consider the following failure case:

Example 6.5

Suppose that our regression algorithm \mathcal{A} is the following: given a dataset \mathcal{D} , to fit the model $\hat{f} = \mathcal{A}(\mathcal{D})$, if \mathcal{D} has an even number of data points then we return the constant model $\hat{f}(x) \equiv 0$, while if \mathcal{D} has an odd number of data points then we instead return $\hat{f}(x) \equiv 1$.

Now consider a distribution P with $\mathbb{P}_P(Y = 0) = 1$. Suppose that n and n/K are both odd numbers. Then, for each fold k , $\hat{f}_{-I_k}(x) \equiv 0$, because the dataset $\mathcal{D}_{[n] \setminus I_k}$ contains an even number of data points. Consequently, the i th training data point has residual $S_i = 0$, for all $i \in [n]$. On the other hand, \mathcal{D}_n has an odd number of data points, and so we will have $\hat{f}(X_{n+1}) = 1$. The K -fold CV interval will then be equal to $\mathcal{C}(X_{n+1}) = 1 \pm 0 = \{1\}$ almost surely, which will have zero probability of coverage under the distribution P .

To avoid such degenerate failure cases, below we will derive a slight modification to the CV algorithm. This modification (the CV+ method, and its special case, jackknife+) enjoys an assumption-free coverage guarantee. First, however, we will present an alternative definition for the traditional jackknife and CV prediction intervals, which will help build intuition for their modified versions.

6.3.2 An alternative formulation of CV

Before proceeding, we pause to give an equivalent definition of the CV prediction interval, which will be useful for extending to the CV+ method below.

The K -fold CV prediction interval (6.11) can equivalently be defined as

$$\mathcal{C}(X_{n+1}) = \left[\hat{f}(X_{n+1}) - \text{Quantile}((S_i)_{i \in [n]}; 1 - \alpha), \hat{f}(X_{n+1}) + \text{Quantile}((S_i)_{i \in [n]}; 1 - \alpha) \right],$$

where, for each $i \in [n]$, the score is given by $S_i = |Y_i - \hat{f}_{-I_{k(i)}}(X_i)|$, as before. Rewriting this one more time, we have

$$\mathcal{C}(X_{n+1}) = \left[-\text{Quantile} \left(\left(-(\hat{f}(X_{n+1}) - S_i) \right)_{i \in [n]}; 1 - \alpha \right), \text{Quantile} \left(\left(\hat{f}(X_{n+1}) + S_i \right)_{i \in [n]}; 1 - \alpha \right) \right]. \quad (6.12)$$

Why does the left endpoint of this interval use a “double negative” type construction—the negative quantile of the negative values—instead of simply taking $\text{Quantile}((\hat{f}(X_{n+1}) - S_i)_{i \in [n]}; 1 - \alpha)$? The reason is that the definition of the quantile, given in Definition 2.8, is not symmetric: in general we may have

$$\text{Quantile}((-z_1, \dots, -z_n); \tau) \neq -\text{Quantile}((z_1, \dots, z_n); 1 - \tau).$$

Using the “double negative” to define the left endpoint in (6.12) makes this interval equivalent to the K -fold CV prediction interval.

6.3.3 Defining CV+ and jackknife+

We are now ready to define the modified versions of the CV and jackknife prediction intervals. First, for K -fold CV+, we define

$$\mathcal{C}(X_{n+1}) = \left[-\text{Quantile} \left(\left(-(\hat{f}_{-I_{k(i)}}(X_{n+1}) - S_i) \right)_{i \in [n]}; (1 - \alpha)(1 + 1/n) \right), \text{Quantile} \left(\left(\hat{f}_{-I_{k(i)}}(X_{n+1}) + S_i \right)_{i \in [n]}; (1 - \alpha)(1 + 1/n) \right) \right], \quad (6.13)$$

where as before we define $S_i = |Y_i - \hat{f}_{-I_{k(i)}}(X_i)|$, and $k(i) \in [K]$ denotes the fold to which data point i belongs. Comparing to (6.11), we can see that the difference lies in using the leave-one-fold-out predictions, $\hat{f}_{-I_k}(X_{n+1})$, in place of the prediction $\hat{f}(X_{n+1})$ obtained by retraining on the full dataset. The quantile level $1 - \alpha$ has also been replaced by $(1 - \alpha)(1 + 1/n)$, which is useful for obtaining finite-sample guarantees, just as for conformal prediction in earlier chapters. For the special case $K = n$, the jackknife+ prediction interval is defined as

$$\mathcal{C}(X_{n+1}) = \left[-\text{Quantile} \left(\left(-(\hat{f}_{-i}(X_{n+1}) - S_i) \right)_{i \in [n]}; 1 - (1 - \alpha)(1 + 1/n) \right), \text{Quantile} \left(\left(\hat{f}_{-i}(X_{n+1}) + S_i \right)_{i \in [n]}; (1 - \alpha)(1 + 1/n) \right) \right]. \quad (6.14)$$

Section 6.4 below will relate the CV+ and jackknife+ methods to the cross-conformal framework defined earlier in this chapter, and will present distribution-free theoretical guarantees for these methods. For the moment, we pause to give some brief intuition about why the CV+ and jackknife+ methods avoid the worst-case scenario that arose for CV and jackknife in Example 6.5. In this degenerate example, the issue arose from the fact that CV (i.e., traditional CV, rather than CV+) uses residuals $S_i = |Y_i - \hat{f}_{-I_{k(i)}}(X_i)|$ to try to estimate the value of the error on the test point, $|Y_{n+1} - \hat{f}(X_{n+1})|$. For a fixed training point i , these

two quantities are not drawn from the same distribution: S_i is an out-of-sample error for a model fitted on $n - n/K$ data points, while the test error $|Y_{n+1} - \hat{f}(X_{n+1})|$ is an out-of-sample error for a model fitted on n data points. In contrast, for CV+, by using predictions $\hat{f}_{-I_k}(X_{n+1})$ (in place of the original prediction $\hat{f}(X_{n+1})$), we are implicitly comparing S_i with a test point error $|Y_{n+1} - \hat{f}_{-I_k}(X_{n+1})|$. These two errors are now drawn from the same distribution (and are in fact exchangeable), since both are out-of-sample errors for the same fitted model \hat{f}_{-I_k} .

6.3.4 Interpreting the interval

Unlike the CV (or jackknife), this new CV+ (or jackknife+) interval is no longer a symmetric interval around the prediction $\hat{f}(X_{n+1})$ fitted on the entire training dataset—and indeed in extreme cases it can even be the case that the prediction $\hat{f}(X_{n+1})$ is not even contained in the CV+ interval $\mathcal{C}(X_{n+1})$. Therefore, we can't interpret this new construction as giving us an interval around $\hat{f}(X_{n+1})$. However, an alternative interpretation does hold:

Proposition 6.6

Assume $\alpha \leq 0.5$. The CV+ interval (6.13) (run with K folds of equal size n/K) must contain the median prediction

$$\hat{f}^{\text{med}}(X_{n+1}) = \text{Median} \left(\left(\hat{f}_{-I_k}(X_{n+1}) \right)_{k \in [K]} \right).$$

In particular for the case $K = n$, the jackknife+ prediction interval contains the median leave-one-out prediction,

$$\hat{f}^{\text{med}}(X_{n+1}) = \text{Median} \left(\left(\hat{f}_{-i}(X_{n+1}) \right)_{i \in [n]} \right).$$

We can view this median value as an ensembled prediction, obtained by retraining \hat{f} on different subsets of the training data, and can therefore interpret CV+ as providing an interval around $\hat{f}^{\text{med}}(X_{n+1})$ to quantify our uncertainty about this ensembled predictor.

Proof of Proposition 6.6

The upper bound of the CV+ interval (6.13) satisfies

$$\begin{aligned} & \text{Quantile} \left(\left(\hat{f}_{-I_{k(i)}}(X_{n+1}) + S_i \right)_{i \in [n]}; (1 - \alpha)(1 + 1/n) \right) \\ & \geq \text{Quantile} \left(\left(\hat{f}_{-I_{k(i)}}(X_{n+1}) \right)_{i \in [n]}; (1 - \alpha)(1 + 1/n) \right) \\ & \geq \text{Median} \left(\left(\hat{f}_{-I_{k(i)}}(X_{n+1}) \right)_{i \in [n]} \right) \\ & = \text{Median} \left(\left(\hat{f}_{-I_k} \right)_{k \in [K]} \right) = \hat{f}^{\text{med}}(X_{n+1}), \end{aligned}$$

where the first inequality holds since $S_i \geq 0$ for all i by construction, the second inequality holds since $\alpha \leq 0.5$, and the third step holds since the folds are assumed to be of equal size n/K . A similar argument shows that the lower bound of the CV+ interval satisfies

$$\text{Quantile} \left(\left(-(\hat{f}_{-I_{k(i)}}(X_{n+1}) - S_i) \right)_{i \in [n]}; (1 - \alpha)(1 + 1/n) \right) \leq \hat{f}^{\text{med}}(X_{n+1}),$$

and therefore, it must hold that $\hat{f}^{\text{med}}(X_{n+1}) \in \mathcal{C}(X_{n+1})$.

6.4 Coverage guarantees for CV+ and jackknife+

On the surface, the CV+ method (with jackknife+ as a special case) appears to be quite different from cross-conformal. The CV+ method is constructed to form intervals around a predicted value of Y_{n+1} based on computing residuals S_i for the leave-one-out or leave-one-fold-out models, while cross-conformal prediction can return a prediction set that is not an interval, and does not even need to use a score that is based on a regression model. However, we will now see that CV+ is closely related to the cross-conformal prediction method: the cross-conformal set is *always* contained in the CV+ interval, if cross-conformal is implemented with the residual score, $s((x, y); \mathcal{D}) = |y - [\mathcal{A}(\mathcal{D})](x)|$. (Here $[\mathcal{A}(\mathcal{D})](x)$ denotes the prediction at x when the algorithm \mathcal{A} is trained on dataset \mathcal{D} —that is, if $\hat{f} = \mathcal{A}(\mathcal{D})$ is the fitted model, then $s((x, y); \mathcal{D}) = |y - \hat{f}(x)|$.) In particular, this means that cross-conformal has the advantage of being potentially less conservative, but on the other hand CV+ is potentially more interpretable as it is guaranteed to return an interval (rather than, perhaps, a disconnected set) and to contain the median ensembled prediction, by construction. In practice, however, the output of the two methods is often identical.

Proposition 6.7

Let $[n] = I_1 \cup \dots \cup I_K$ be any partition. Let $\mathcal{C}^{\text{CV}^+}(X_{n+1})$ be the K -fold CV+ interval constructed with some regression algorithm \mathcal{A} , as in (6.13). Define a score function

$$s((x, y); \mathcal{D}) = |y - [\mathcal{A}(\mathcal{D})](x)|,$$

and let $\mathcal{C}^{\text{CC}}(X_{n+1})$ be the K -fold cross-conformal interval constructed as in (6.2) with this score function. Then it holds surely that

$$\mathcal{C}^{\text{CC}}(X_{n+1}) \subseteq \mathcal{C}^{\text{CV}^+}(X_{n+1}).$$

We note that in the special case $K = n$, this result implies that the jackknife+ interval contains the n -fold (i.e., leave-one-out) cross-conformal prediction set.

Since, by Proposition 6.7, the prediction interval constructed by jackknife+ or CV+ is guaranteed to contain the cross-conformal prediction set, the coverage guarantees in Section 6.2.1 apply immediately to jackknife+ and to CV+. For completeness, these are stated in the following corollary.

Corollary 6.8

Assume \mathcal{A} is a symmetric algorithm (i.e., $\mathcal{A}(\mathcal{D}) = \mathcal{A}(\mathcal{D}_\sigma)$ for any dataset \mathcal{D} and any permutation σ). If the data points $(X_1, Y_1), \dots, (X_{n+1}, Y_{n+1})$ are exchangeable, then the jackknife+ interval (6.14) satisfies

$$\mathbb{P}(Y_{n+1} \in \mathcal{C}(X_{n+1})) \geq 1 - 2\alpha.$$

Moreover, for any K , if the exchangeability condition (6.3) holds, then the CV+ interval (6.13) (run with K folds of equal size n/K) satisfies

$$\mathbb{P}(Y_{n+1} \in \mathcal{C}(X_{n+1})) \geq 1 - 2\alpha - 2(1 - \alpha) \cdot \min \left\{ \frac{1 - 1/K}{n/K + 1}, \frac{1 - K/n}{K + 1} \right\} \geq 1 - 2\alpha - 2/\sqrt{n}.$$

Proof of Proposition 6.7

If $y \notin \mathcal{C}^{\text{CV}^+}(X_{n+1})$, then either y lies above the right endpoint of this interval, i.e.,

$$y > \text{Quantile} \left(\left(\hat{f}_{-I_{k(i)}}(X_{n+1}) + S_i \right)_{i \in [n]}; (1 - \alpha)(1 + 1/n) \right),$$

or y lies below the left endpoint of this interval—by symmetry, these two cases are proved analogously, so without loss of generality we will assume the first case holds. Then, equivalently,

we have

$$\sum_{i=1}^n \mathbb{1} \left\{ y > \hat{f}_{-I_k(i)} + S_i \right\} = \sum_{k=1}^K \sum_{i \in I_k} \mathbb{1} \left\{ y > \hat{f}_{-I_k} + S_i \right\} \geq (1 - \alpha)(n + 1).$$

For any $i \in I_k$,

$$y > \hat{f}_{-I_k}(X_{n+1}) + S_i \Rightarrow |y - \hat{f}_{-I_k}(X_{n+1})| > S_i \Leftrightarrow s((X_{n+1}, y); \mathcal{D}_{[n] \setminus I_k}) > s((X_i, Y_i); \mathcal{D}_{[n] \setminus I_k}),$$

where the last step holds by definition of the score function, and so

$$\sum_{k=1}^K \sum_{i \in I_k} \mathbb{1} \left\{ s((X_{n+1}, y); \mathcal{D}_{[n] \setminus I_k}) > s((X_i, Y_i); \mathcal{D}_{[n] \setminus I_k}) \right\} \geq (1 - \alpha)(n + 1).$$

Comparing to the definition of $\mathcal{C}^{\text{CC}}(X_{n+1})$ given in (6.2), we see that this implies $y \notin \mathcal{C}^{\text{CC}}(X_{n+1})$, as desired.

6.5 Training-conditional coverage for cross-validation type methods

In Chapter 4, for the full and split conformal methods, we considered the question of training-conditional coverage—do the methods offer reliable predictive coverage, conditional on the dataset \mathcal{D}_n ? In this section, we will now ask this question for the cross-validation based methods that are the focus of this chapter.

First, we will see that for K -fold cross-conformal, we can establish a training-conditional coverage guarantee as long as the size n/K of each fold is sufficiently large. At a high level, this result holds because the scores $(S_i)_{i \in I_k}$, where $S_i = s((X_i, Y_i); \mathcal{D}_{[n] \setminus I_k})$, are i.i.d. conditional on the data $\mathcal{D}_{[n] \setminus I_k}$ used for training for the k th fold, and therefore concentration results can be applied. In this sense, the result below can be viewed as an extension of the training-conditional coverage guarantee for split conformal, which was given in Theorem 4.1. Before stating the result, we first recall a definition from Chapter 4: we define $\alpha_P(\mathcal{D}_n) = \mathbb{P}(Y_{n+1} \notin \mathcal{C}(X_{n+1}) \mid \mathcal{D}_n)$, the probability of coverage failing when we condition on \mathcal{D}_n . As before, the goal of training-conditional coverage is to establish a high-probability upper bound on $\alpha_P(\mathcal{D}_n)$.

Theorem 6.9

Let P be any distribution on $\mathcal{X} \times \mathcal{Y}$, and let s be any score function. Then cross-conformal (with K folds of equal size n/K) satisfies the training-conditional coverage guarantee

$$\mathbb{P} \left(\alpha_P(\mathcal{D}_n) \leq 2\alpha + \sqrt{\frac{2 \log(K/\delta)}{n/K}} \right) \geq 1 - \delta,$$

where the probability is taken with respect to the training set $\mathcal{D}_n = ((X_i, Y_i))_{i \in [n]}$ drawn i.i.d. from P .

Since K -fold CV+ is strictly more conservative than K -fold cross-conformal (by Proposition 6.7), the same bound holds as well for K -fold CV+ implemented with any regression algorithm \mathcal{A} .

Before turning to the proof, we first briefly comment on the nature of this result. Note that we have not proved a bound showing that $\alpha_P(\mathcal{D}_n) \lesssim \alpha$ with high probability—rather, we instead have $\alpha_P(\mathcal{D}_n) \lesssim 2\alpha$. This is because the marginal coverage guarantee for cross-conformal only establishes coverage at level (approximately) $1 - 2\alpha$, rather than $1 - \alpha$ (see Theorems 6.1 and 6.2), or in other words, $\mathbb{E}[\alpha_P(\mathcal{D}_n)]$ is bounded (approximately) by 2α rather than by α . Therefore, we cannot hope to remove this factor of 2 from the conditional result without further assumptions.

Proof of Theorem 6.9

First, let P_k be the distribution of $s((X, Y); \mathcal{D}_{[n] \setminus I_k})$, where this distribution is calculated with respect to a new data point $(X, Y) \sim P$, after conditioning on the data $\mathcal{D}_{[n] \setminus I_k}$ used for training in the k th fold. Then, conditional on $\mathcal{D}_{[n] \setminus I_k}$, we have

$$(S_i)_{i \in I_k} \stackrel{\text{i.i.d.}}{\sim} P_k,$$

where as before, for each $k \in [K]$ and each $i \in I_k$, we define $S_i = s((X_i, Y_i); \mathcal{D}_{[n] \setminus I_k})$. A standard concentration result (namely, the Dvoretzky–Kiefer–Wolfowitz inequality) implies that

$$\frac{1}{n/K} \sum_{i \in I_k} \mathbb{1}\{S_i \geq t\} \geq \mathbb{P}_{S \sim P_k}(S \geq t) - \sqrt{\frac{\log(K/\delta)}{2n/K}}$$

holds simultaneously for all k and for all $t \in \mathbb{R}$, with probability at least $1 - \delta$.

Next, define a p-value

$$p_k^*(x, y) = \mathbb{P}_{S \sim P_k}(S \geq s((x, y); \mathcal{D}_{[n] \setminus I_k}) \mid \mathcal{D}_n).$$

Comparing to the p-value $p_k(x, y)$ defined in the proof of Theorem 6.1, here we are comparing the score $s((x, y); \mathcal{D}_{[n] \setminus I_k})$ for the data point (x, y) against the true score distribution, P_k , while in the proof of Theorem 6.1, we were comparing against the empirical distribution of scores obtained from data points in the k th fold I_k .

Note that, for $(X_{n+1}, Y_{n+1}) \sim P$, the value $p_k^*(X_{n+1}, Y_{n+1})$ is indeed a valid p-value conditional on the training data, i.e., $\mathbb{P}(p_k^*(X_{n+1}, Y_{n+1}) \leq \tau \mid \mathcal{D}_n) \leq \tau$ for all $\tau \in [0, 1]$. This is true since, conditional on \mathcal{D}_n , $s((X_{n+1}, Y_{n+1}); \mathcal{D}_{[n] \setminus I_k})$ is a draw from the (random) distribution P_k . Since averaging p-values provides a quantity that is a p-value up to a factor of 2, then,

$$\mathbb{P}\left(\frac{\sum_{k=1}^K p_k^*(X_{n+1}, Y_{n+1})}{K} \leq \tau \mid \mathcal{D}_n\right) \leq 2\tau$$

holds almost surely for any $\tau \in [0, 1]$. Combining this with the concentration result above, then, with probability at least $1 - \delta$,

$$\mathbb{P}\left(\frac{\sum_{k=1}^K \frac{1}{n/K} \sum_{i \in I_k} \mathbb{1}\{S_i \geq s((X_{n+1}, Y_{n+1}); \mathcal{D}_{[n] \setminus I_k})\}}{K} \leq \tau - \sqrt{\frac{\log(K/\delta)}{2n/K}} \mid \mathcal{D}_n\right) \leq 2\tau.$$

Choosing $\tau = \alpha + \sqrt{\frac{\log(K/\delta)}{2n/K}}$, and simplifying, we have shown that

$$\mathbb{P}\left(\frac{1}{n} \sum_{i=1}^n \mathbb{1}\{S_i \geq s((X_{n+1}, Y_{n+1}); \mathcal{D}_{[n] \setminus I_k})\} \leq \alpha \mid \mathcal{D}_n\right) \leq 2\alpha + \sqrt{\frac{2 \log(K/\delta)}{n/K}}$$

holds with probability at least $1 - \delta$. Finally, it follows directly from the definition of the K -fold cross-conformal method that

$$Y_{n+1} \notin \mathcal{C}(X_{n+1}) \Rightarrow \frac{1}{n} \sum_{i=1}^n \mathbb{1}\{S_i \geq s((X_{n+1}, Y_{n+1}); \mathcal{D}_{[n] \setminus I_k})\} \leq \alpha,$$

and therefore,

$$\alpha_P(\mathcal{D}_n) = \mathbb{P}(Y_{n+1} \notin \mathcal{C}(X_{n+1}) \mid \mathcal{D}_n) \leq \mathbb{P}\left(\frac{1}{n} \sum_{i=1}^n \mathbb{1}\{S_i \geq s((X_{n+1}, Y_{n+1}); \mathcal{D}_{[n] \setminus I_k})\} \leq \alpha \mid \mathcal{D}_n\right),$$

which completes the proof.

In the proof of the result above, the key idea is that, when the fold I_k has a large size n/K , the empirical distribution of scores $(S_i)_{i \in I_k}$ within this fold exhibits concentration. This is the reason that the term n/K appears in the denominator, in the upper bound. If instead n/K is small—in particular, with jackknife+ or leave-one-out cross-conformal we have $K = n$ —then this bound no longer gives a meaningful result.

The next theorem shows that, for jackknife+, training-conditional coverage can in fact fail to hold if we do not place any assumptions on the regression algorithm \mathcal{A} . By Proposition 6.7, this result therefore applies to leave-one-out cross-conformal as well—that is, without placing assumptions on the score function s , we cannot guarantee training-conditional coverage for leave-one-out cross-conformal.

Theorem 6.10

Let P be any distribution on $\mathcal{X} \times \mathcal{Y}$ such that the marginal P_X is nonatomic while P_Y has bounded support. Then there exists a symmetric regression algorithm \mathcal{A} such that, for jackknife+, the training-conditional noncoverage probability $\alpha_P(\mathcal{D}_n)$ satisfies

$$\mathbb{P}(\alpha_P(\mathcal{D}_n) = 1) \geq \alpha - \mathcal{O}\left(\sqrt{\frac{\log n}{n}}\right),$$

where the probability is taken with respect to the training set $\mathcal{D}_n = ((X_i, Y_i))_{i \in [n]}$ drawn i.i.d. from P .

The proof of this result is very similar to that of Theorem 4.3, which is the analogous result proving that training-conditional coverage can fail for full conformal prediction.

Proof of Theorem 6.10

Since P_Y has bounded support, we can fix a finite B with $\mathbb{P}_P(|Y| < B) = 1$. Fix a large integer $N \approx \alpha n$, to be specified later. As in the proof of Theorem 4.3, define a function a with $a(X) \sim \text{Unif}\{0, \dots, n-1\}$ when X is drawn from P_X . Next, define the regression algorithm \mathcal{A} : when the input is given by a training dataset $((x_1, y_1), \dots, (x_{n-1}, y_{n-1}))$, \mathcal{A} returns the fitted model \hat{f} given by

$$\hat{f}(x) = \begin{cases} 0, & \text{if } \text{mod}\left(a(x) + \sum_{i=1}^{n-1} a(x_i), n\right) < N, \\ 2B, & \text{otherwise.} \end{cases}$$

In particular, when running jackknife+, we have

$$\hat{f}_{-i}(X_i) = \begin{cases} 0, & \text{if } \text{mod}\left(\sum_{i=1}^n a(X_i), n\right) < N, \\ 2B, & \text{otherwise.} \end{cases}$$

Define events \mathcal{E}_{mod} and $\mathcal{E}_{\text{unif}}$ exactly as in the proof of Theorem 4.3. On the event \mathcal{E}_{mod} , we then have $\hat{f}_{-i}(X_i) = 0$ for all $i = 1, \dots, n$, and consequently,

$$S_i = |Y_i - \hat{f}_{-i}(X_i)| = |Y_i - 0| < B \text{ for all } i = 1, \dots, n.$$

The jackknife+ prediction interval then satisfies

$$\mathcal{C}(X_{n+1}) \subseteq \left(-\text{Quantile}\left(\left(\hat{f}_{-i}(X_{n+1}) - B\right)_{i \in [n]}; (1 - \alpha)(1 + 1/n)\right), \right. \\ \left. \text{Quantile}\left(\left(\hat{f}_{-i}(X_{n+1}) + B\right)_{i \in [n]}; (1 - \alpha)(1 + 1/n)\right) \right).$$

Next, for each i , we calculate

$$\hat{f}_{-i}(X_{n+1}) = \begin{cases} 0, & \text{if } \text{mod}\left(-a(X_i) + \sum_{j=1}^{n+1} a(X_j), n\right) < N, \\ 2B, & \text{otherwise.} \end{cases}$$

On the event $\mathcal{E}_{\text{unif}}$, then, we have $\hat{f}_{-i}(X_{n+1}) = 2B$ for $\geq (1 - \alpha)(n + 1)$ many training points $i \in [n]$, and $\hat{f}_{-i}(X_{n+1}) = 0$ for the others. In particular, this implies that

$$-\text{Quantile}\left(\left(-(\hat{f}_{-i}(X_{n+1}) - B) : i \in [n]\right); (1 - \alpha)(1 + 1/n)\right) = B,$$

and therefore, if \mathcal{E}_{mod} and $\mathcal{E}_{\text{unif}}$ both occur,

$$\mathcal{C}(X_{n+1}) \subseteq (B, \infty).$$

Since P_Y is supported on $(-B, B)$, i.e., $\mathbb{P}_P(Y_{n+1} \in (B, \infty)) = 0$, we see that if \mathcal{E}_{mod} and $\mathcal{E}_{\text{unif}}$ both occur, we therefore have $\alpha_P(\mathcal{D}_n) = 1$. This proves that

$$\mathbb{P}_P(\alpha_P(\mathcal{D}_n) = 1) \geq \mathbb{P}_P(\mathcal{E}_{\text{mod}} \cap \mathcal{E}_{\text{unif}}).$$

The last steps of the proof consist of proving a lower bound on this probability for an appropriate choice of N , exactly as in the proof of Theorem 4.3.

6.6 Algorithmic stability and prediction with the jackknife

The results of Corollary 6.8 show that CV+ and jackknife+ can offer coverage at level $\geq 1 - 2\alpha$, but this does not match the target level $1 - \alpha$ —and in practice, we generally see coverage around level $1 - \alpha$ empirically. However, Section 6.2.3 explains why the factor of 2 in the theory cannot be removed. Strikingly, we saw in Example 6.5 that CV and jackknife (rather than their modified versions, CV+ and jackknife+) can even reach zero coverage. The counterexample works by proposing a model $\hat{f} = \mathcal{A}(\mathcal{D}_n)$ that when fitted to a training set \mathcal{D}_n of size n behaves very differently from the model $\hat{f}_{-i} = \mathcal{A}(\mathcal{D}_{[n]\setminus\{i\}})$, which was fitted to the same training set with a single data point removed. This can be described as an issue of *instability* of the training algorithm: a small change to the training set creates a large change in the resulting fitted model.

We will now study algorithmic stability in more detail, developing a formal definition of this property and analyzing how it can improve our theoretical guarantees for the cross-validation-based predictive inference methods.

6.6.1 The algorithmic stability framework

At a high level, algorithmic stability simply means that small perturbations to the training dataset (e.g., adding or removing a single data point) do not lead to large changes in the fitted model. However, there are a multitude of different ways to formalize this intuition into a precise definition, and various choices can have extremely different implications for downstream results. Here we will focus on a version of the definition that is most relevant for analyzing the jackknife.

Definition 6.11

An algorithm \mathcal{A} and distribution P satisfy *algorithmic stability*, with parameters $\epsilon, \delta \geq 0$ at sample size n , if for all $i \in [n]$ it holds that

$$\mathbb{P}\left(|\hat{f}(X_{n+1}) - \hat{f}_{-i}(X_{n+1})| \leq \epsilon\right) \geq 1 - \delta,$$

with respect to data drawn i.i.d. from P , where $\hat{f} = \mathcal{A}((X_j, Y_j)_{j \in [n]})$ and $\hat{f}_{-i} = \mathcal{A}((X_j, Y_j)_{j \in [n]\setminus\{i\}})$.

Importantly, this condition requires the change in the prediction to be small when \hat{f} and \hat{f}_{-i} are evaluated on an independent test point X_{n+1} —a data point that does not appear in the training dataset for either \hat{f} or

\hat{f}_{-i} . In contrast, requiring $|\hat{f}(X_i) - \hat{f}_{-i}(X_i)|$ to be small would be a much stronger assumption—it would imply that the prediction at X_i is essentially the same regardless of whether (X_i, Y_i) was used for training, which cannot hold for algorithms \mathcal{A} that exhibit substantial overfitting.

A number of common regression algorithms are known to satisfy this type of stability property. One example is K -nearest-neighbors regression, which satisfies Definition 6.11 with $\epsilon = 0$ and $\delta = K/n$ (since the predictions $\hat{f}(X_{n+1})$ and $\hat{f}_{-i}(X_{n+1})$ are actually equal, unless X_i is one of the K nearest neighbors of the test point). Other examples include algorithms based on strongly convex optimization problems such as ridge regression and algorithms based on ensembled or bootstrapped methods. See the bibliography for more details.

6.6.2 Guarantees for jackknife under stability

We will now see that the algorithmic stability assumption ensures predictive coverage for the jackknife method. Similar results can also be established for jackknife+, or for the K -fold versions of these methods, but we do not consider these extensions here.

Recall the jackknife (i.e., leave-one-out cross-validation) prediction interval, defined as

$$\mathcal{C}(X_{n+1}) = \hat{f}(X_{n+1}) \pm \hat{q}_{CV},$$

where the margin of error is given by the quantile of the leave-one-out residuals,

$$\hat{q}_{CV} = \text{Quantile}((S_1, \dots, S_n); 1 - \alpha) \text{ for } S_i = |Y_i - \hat{f}_{-i}(X_i)|.$$

Here \hat{f} is the model trained on the full training set, $\hat{f} = \mathcal{A}(((X_j, Y_j))_{j \in [n]})$, while for each $i \in [n]$, \hat{f}_{-i} is the leave-one-out model, $\hat{f}_{-i} = \mathcal{A}(((X_j, Y_j))_{j \in [n] \setminus \{i\}})$.

We will now see that, while it is not possible to prove $1 - \alpha$ coverage for the jackknife interval (without adding even more assumptions), algorithmic stability enables us to establish coverage at a level that is nearly the target level $1 - \alpha$, for a slightly inflated version of the jackknife interval.

Theorem 6.12

Suppose $(X_1, Y_1), \dots, (X_{n+1}, Y_{n+1})$ are drawn i.i.d. from some distribution P , and assume that \mathcal{A} satisfies algorithmic stability as in Definition 6.11 with parameters $\epsilon, \delta \geq 0$. Assume also that \mathcal{A} is symmetric in the input data. Then the inflated jackknife prediction interval

$$\mathcal{C}(X_{n+1}) = \hat{f}(X_{n+1}) \pm (\hat{q}_{CV} + \epsilon)$$

satisfies

$$\mathbb{P}(Y_{n+1} \in \mathcal{C}(X_{n+1})) \geq 1 - \alpha - 2\sqrt{\delta} - \frac{1}{n+1}.$$

Analogous results can also be established for jackknife+, which was shown in Corollary 6.8 to satisfy coverage at level $1 - 2\alpha$; a stability assumption allows us to remove this factor of 2.

One interpretation of the reason that jackknife can fail in the absence of algorithmic stability is that since \hat{f} and \hat{f}_{-i} might be fitted using completely different procedures, the test error $|Y_{n+1} - \hat{f}(X_{n+1})|$ and the leave-one-out residuals $S_i = |Y_i - \hat{f}_{-i}(X_i)|$ may have very different distributions—and in particular, the test error $|Y_{n+1} - \hat{f}(X_{n+1})|$ fails to be exchangeable with the S_i 's. The idea of the proof is to instead construct a different vector of scores $\tilde{S}_1, \dots, \tilde{S}_n$, which *are* exchangeable with the test error $|Y_{n+1} - \hat{f}(X_{n+1})|$, and then show that the algorithmic stability assumption is sufficient to ensure $S_i \approx \tilde{S}_i$ for most training points $i \in [n]$.

Proof of Theorem 6.12

For each $i \in [n + 1]$, define a fitted model

$$\tilde{f}_{-i} = \mathcal{A}(\mathcal{D}_{[n+1] \setminus \{i\}}).$$

Note that for $i = n + 1$, we simply have $\hat{f}_{n+1} = \hat{f}$, while for $i \in [n]$, this model is trained on the dataset consisting of the $n - 1$ training points when data point i is held out, together with the test point (X_{n+1}, Y_{n+1}) . Define also a modified leave-one-out residual

$$\tilde{S}_i = |Y_i - \tilde{f}_{-i}(X_i)|,$$

for each $i \in [n + 1]$. Since \mathcal{A} is a symmetric algorithm, by symmetry of the construction we see that $\tilde{S}_1, \dots, \tilde{S}_{n+1}$ are exchangeable. We therefore have

$$\mathbb{P}(\tilde{S}_{n+1} \leq \text{Quantile}(\tilde{S}_1, \dots, \tilde{S}_{n+1}; 1 - \alpha')) \geq 1 - \alpha',$$

by Fact 2.14(ii), for any $\alpha' \in [0, 1]$. By the Replacement Lemma (Lemma 3.4), together with the fact that $\tilde{S}_{n+1} = |Y_{n+1} - \hat{f}(X_{n+1})|$ by definition, we then have

$$\mathbb{P}(|Y_{n+1} - \hat{f}(X_{n+1})| \leq \text{Quantile}((\tilde{S}_i)_{i \in [n]}; (1 - \alpha')(1 + 1/n))) \geq 1 - \alpha'.$$

On the other hand, by definition of the inflated jackknife prediction interval $\mathcal{C}(X_{n+1})$, we have

$$Y_{n+1} \in \mathcal{C}(X_{n+1}) \iff |Y_{n+1} - \hat{f}(X_{n+1})| \leq \hat{q}_{\text{CV}} + \epsilon.$$

Therefore,

$$\mathbb{P}(Y_{n+1} \in \mathcal{C}(X_{n+1})) \geq 1 - \alpha' - \mathbb{P}(\hat{q}_{\text{CV}} + \epsilon < \text{Quantile}((\tilde{S}_i)_{i \in [n]}; (1 - \alpha')(1 + 1/n))).$$

Plugging in our definition of \hat{q}_{CV} , our last step is to bound the probability

$$\mathbb{P}(\text{Quantile}((S_i)_{i \in [n]}; 1 - \alpha) + \epsilon < \text{Quantile}((\tilde{S}_i)_{i \in [n]}; (1 - \alpha')(1 + 1/n))),$$

or equivalently,

$$\mathbb{P}(S_{(k)} + \epsilon < \tilde{S}_{(k')}),$$

where $k = \lceil (1 - \alpha)n \rceil$ while $k' = \lceil (1 - \alpha')(n + 1) \rceil$. But by definition of the order statistics, if $S_{(k)} + \epsilon < \tilde{S}_{(k')}$ holds then this implies that we must have $\tilde{S}_i > S_i + \epsilon$ for at least $k - k' + 1$ many $i \in [n]$. We now need to use the assumption of algorithmic stability: since \mathcal{A} is stable, we expect to obtain similar predictions $\tilde{f}_{-i}(X_i) \approx \hat{f}_{-i}(X_i)$ (i.e., the fitted model is only slightly altered by including an additional data point (X_{n+1}, Y_{n+1}) in the training process), and so we will have $S_i \approx \tilde{S}_i$ for most indices i . To formalize this, we calculate

$$\begin{aligned} \mathbb{P}(S_{(k)} + \epsilon < \tilde{S}_{(k')}) &\leq \mathbb{P}\left(\sum_{i \in [n]} \mathbb{1}\{\tilde{S}_i > S_i + \epsilon\} \geq k - k' + 1\right) \\ &\leq \mathbb{P}\left(\sum_{i \in [n]} \mathbb{1}\{|\tilde{f}_{-i}(X_i) - \hat{f}_{-i}(X_i)| > \epsilon\} \geq k - k' + 1\right) \\ &\leq \frac{\mathbb{E}\left[\sum_{i \in [n]} \mathbb{1}\{|\tilde{f}_{-i}(X_i) - \hat{f}_{-i}(X_i)| > \epsilon\}\right]}{k - k' + 1} \quad \text{by Markov's inequality} \\ &= \frac{\sum_{i \in [n]} \mathbb{P}(|\tilde{f}_{-i}(X_i) - \hat{f}_{-i}(X_i)| > \epsilon)}{k - k' + 1} \\ &\leq \frac{n\delta}{k - k' + 1}, \end{aligned}$$

where the last step uses the algorithmic stability assumption (Definition 6.11). Finally, by construction, $k - k' + 1 \geq (1 - \alpha)n - (1 - \alpha')(n + 1)$, and so combining everything, we obtain

$$\mathbb{P}(Y_{n+1} \in \mathcal{C}(X_{n+1})) \geq 1 - \alpha' - \frac{n\delta}{(1 - \alpha)n - (1 - \alpha')(n + 1)}.$$

Choosing $\alpha' = \alpha + \sqrt{\delta} + \frac{1}{n+1}$ completes the proof.

6.6.3 Can algorithmic stability be certified?

We have seen above that algorithmic stability leads to important downstream guarantees: in particular, it implies that the jackknife offers guaranteed predictive coverage (as well as a refined result for jackknife+), and provides confidence intervals for the risk of a trained model, without further distributional assumptions.

To make use of this in practice, however, we would need to know that jackknife is being applied to a stable algorithm—that is, if we cannot be sure that \mathcal{A} is stable, then we do not know whether the jackknife leads to valid predictive inference and/or valid inference on risk.

Earlier, we gave several examples of regression algorithms \mathcal{A} that are stable by construction—algorithms such as K -nearest neighbors, for which we can theoretically establish that the stability property given in Definition 6.11 must hold, without any need for empirical validation—but these examples are quite limited and may not be practically useful in most modern settings. We are therefore motivated to turn to the second option: is it possible to *certify* that an algorithm \mathcal{A} is stable by testing it empirically, without needing to analyze \mathcal{A} theoretically? Interestingly, it turns out that in general this is not possible (when the sample size of the available data is limited). While formalizing this type of hardness result is beyond the scope of this book (we refer the reader to the bibliography for references on results in this area), the implications for distribution-free inference are important to mention: these hardness results imply that a method such as jackknife, whose validity relies on a stability condition, cannot in general be viewed as an assumption-free method, because aside from special cases (i.e., simple algorithms such as K -nearest neighbors), the method's guarantees require untestable assumptions in order to hold.

Bibliography

Cross-validation style methods date back at least 50 years (see, e.g., Stone [1974]). Cross-conformal predictors are introduced by Vovk [2015], and studied further by Vovk et al. [2018]; in particular, the latter work establishes a theoretical result proving marginal coverage at a level $\approx 1 - 2\alpha$ when the number of folds K is not too large, which appears (in a slightly modified form) in Theorem 6.1 above. This result is based on the fact that an average of p-values is itself a valid p-value up to a factor of 2, as established by Rüschendorf [1982] and studied more generally in Vovk and Wang [2020].

The jackknife+ and CV+ algorithms are proposed by Barber et al. [2021b], where the relationship between jackknife+/CV+ and cross-conformal is also established, as in Proposition 6.7 above. This paper also proves the coverage guarantee given in Theorem 6.2, which covers the case where K is large (e.g., $K = n$, for jackknife+). Lemma 6.4, which is a key ingredient in the proof, is related to Landau's Theorem on Tournaments [Landau, 1953]. The factor of 2 appearing in the coverage guarantee is explained in Barber et al. [2021b], who also formally establishes that a tighter bound is not possible; the intuition behind the argument for this result comes from the example illustrated in (6.10), which is inspired an earlier construction by Vovk [2015].

Gupta et al. [2021] generalize and reinterpret cross-conformal, as well as jackknife+ and CV+, through a formulation relating to nested families of sets. Kim et al. [2020] give an version of jackknife+ adapted for efficient implementation in the setting of a bootstrapped or ensembled base algorithm. Properties of jackknife and cross-validation type methods under algorithmic stability assumptions are studied by Steinberger and

Leeb [2018], and results for both jackknife and jackknife+ are studied by Barber et al. [2021b]. Training-conditional coverage results for jackknife+ (i.e., the hardness result of Theorem 6.10) and K -fold CV+ / K -fold cross-validation (i.e., the coverage guarantee of Theorem 6.9) appear in Bian and Barber [2022].

Algorithmic stability, as introduced in Section 6.6.1, has been broadly studied in the fields of statistics and learning theory. Bousquet and Elisseeff [2002] establish connections between algorithmic stability and the notion of generalization. The specific formulation of stability we use in this work, Definition 6.11, is closely related to the *hypothesis stability* condition in that work. Extensions of their results to the setting of randomized algorithms were later developed by Elisseeff et al. [2005]. Shalev-Shwartz et al. [2010] studied the connections between stability and *learnability*, i.e., whether an algorithm is able to achieve some minimal risk on a supervised learning problem. The finite-sample stability-based guarantee for jackknife (Theorem 6.12) was developed by Barber et al. [2021b], along with improved predictive coverage guarantees for jackknife+. The proof of Theorem 6.12 is related to the conformal jackknife method, a version of full conformal prediction that uses a leave-one-out regression based score function [Vovk et al., 2005, Section 2.2]. Earlier work by Steinberger and Leeb [2018] proved an asymptotic coverage guarantee for jackknife under stability. Ndiaye [2022] also establishes computational shortcuts for full conformal prediction, under a stronger form of the stability assumption.

A related line of work studies a different inference question for cross-validation-based methods: for a loss function ℓ , is the average leave-one-out loss $\frac{1}{n} \sum_{i=1}^n \ell(Y_i, \hat{f}_{-i}(X_i))$ an accurate estimator of the true risk of the fitted models? Bayle et al. [2020] establish asymptotic normality of this estimator. That result relies on a weaker formulation of stability, relying on stability of the loss $\ell(\cdot, \hat{f}(\cdot))$ rather than the predictive model \hat{f} itself; other works such as Kearns and Ron [1997], Kale et al. [2011], Kumar et al. [2013] have also studied this type of loss-based stability.

Several types of algorithms have been proved to satisfy stability by their construction. As mentioned in Section 6.6.1, nearest-neighbor type methods satisfy stability (see, e.g., Rogers and Wagner [1978], Devroye and Wagner [1979]); results for ridge regression (and strongly convex regularizers more generally) are discussed by Bousquet and Elisseeff [2002]. Hardt et al. [2016] established stability of stochastic gradient descent. Ensembling or bootstrapping based methods have also been shown to satisfy stability properties, see, e.g., Poggio et al. [2002], Chen et al. [2022], Soloff et al. [2023]. Results on the hardness of testing algorithmic stability, as mentioned in Section 6.6.3, appear in Kim and Barber [2021].

Chapter 7

Weighted Variants of Conformal Prediction

In the previous chapters, our conformal algorithms have treated all data points equally. Often, however, some data points are more relevant than others. For example, data collected more recently is generally expected to be more closely related to the test point, and data points closer in feature space to the test point are expected to be more informative about the test point.

This chapter concerns weighted variants of conformal prediction, which allow us to give different data points a different level of influence. We begin by defining a generic algorithm for weighted conformal prediction in Section 7.1. After that, in the remaining sections, we show how to instantiate weighted conformal prediction for various settings:

- In Section 7.2, we consider known distribution shifts relating the training data distribution and the test point, such as covariate shifts and label shifts. For this setting, we use data-dependent weights to correct for this distribution shift.
- In Section 7.3, we present the localized conformal prediction method, which aims to improve conditional coverage by placing higher weights on data points that are close to the test point X_{n+1} .
- In Section 7.4, we consider arbitrary (and unknown) distribution shifts. We use fixed weights to prioritize more trusted data points, which leads to coverage closer to $1 - \alpha$ when exchangeability is violated.
- In Section 7.5, we consider a more general and unified view of conformal prediction, providing a framework for deriving conformal algorithms that generalize beyond the assumptions of exchangeability or of a symmetric score function.

These setups all use variants of the same algorithm, weighted conformal prediction, but with different choices of the weights, to achieve different effects.

7.1 Weighted quantiles and the weighted conformal algorithm

In this section, we will define a weighted version of the split and full conformal prediction algorithms. While conformal prediction computes a threshold \hat{q} (or \hat{q}^y) as a quantile of the data points' scores, thus implicitly placing equal weight on each data point, we will now introduce the ability to place different weights on the various data points.

We will see in later sections that this modification will allow us to extend conformal prediction for a variety of different aims—we will analyze the behavior of this procedure and its extensions to handle distribution

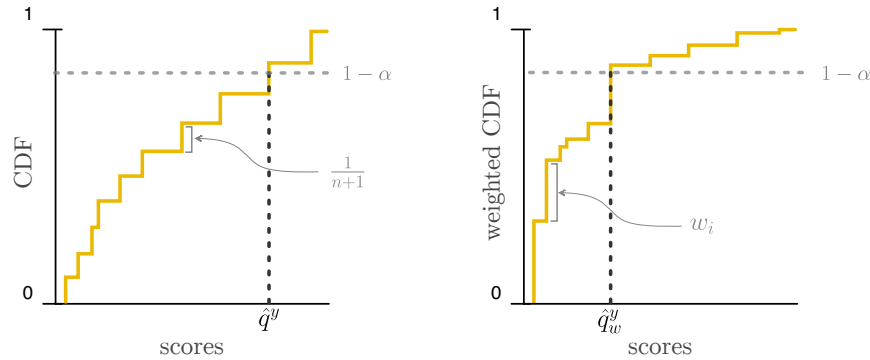


Figure 7.1: **An illustration of the weighted conformal quantile.** The horizontal axis shows the scores. The vertical axis shows the CDF of \mathcal{D}_{n+1}^y on the left, and its weighted CDF on the right. The quantile level $1 - \alpha$ is shown as a light gray line on both plots. The standard choice of quantile \hat{q}^y is shown on the left, and its weighted version \hat{q}_w^y is shown on the right.

shifts and approximate conditional coverage. For now, though, we restrict our attention to the mechanics of the procedure: how can we incorporate weights into the conformal prediction procedure?

Taking a step back, recall that in unweighted full conformal prediction, we include the value y in the prediction set whenever $S_{n+1}^y \leq \hat{q}^y$, where \hat{q}^y is calculated as a quantile of the data points' scores. In weighted full conformal prediction, there is just one difference: we take a *weighted* $1 - \alpha$ quantile,

$$\hat{q}_w^y = \text{Quantile} \left(\sum_{i=1}^{n+1} w_i \delta_{S_i^y}; 1 - \alpha \right),$$

for an $(n + 1)$ -length vector w of nonnegative, unit-sum weights. This is the quantile of a weighted empirical distribution—that is, we are calculating the $(1 - \alpha)$ -quantile of the distribution that places weight w_i on the value S_i^y , for each i .

When $w_i = \frac{1}{n+1}$ for all i , this calculation simply reduces to $\text{Quantile}(S_1^y, \dots, S_{n+1}^y; 1 - \alpha)$, the quantile of the list of scores. In general, though, if the weights are not constant across the data points, then points with higher weights will have more of an influence in the chosen quantile. See Figure 7.1 for an illustration of the weighted quantile.

Depending on the situation, the weights can be fixed a-priori, or set as a function of the data—we will discuss the choice of weights later on, as we encounter several different scenarios over the course of this chapter. We now state the weighted full conformal algorithm for a generic (and potentially data-dependent) vector of weights.

Algorithm 7.1: Weighted full conformal prediction

1. Input training data $(X_1, Y_1), \dots, (X_n, Y_n)$, test point X_{n+1} , weights $w_1, \dots, w_{n+1} \geq 0$ with $\sum_i w_i = 1$, target coverage level $1 - \alpha$, conformal score function s .
2. For each possible response value $y \in \mathcal{Y}$,
 - (a) Compute $S_i^y = s((X_i, Y_i); \mathcal{D}_{n+1}^y)$ for all $i \in [n]$, and $S_{n+1}^y = s((X_{n+1}, y); \mathcal{D}_{n+1}^y)$.
 - (b) Compute the weighted conformal quantile $\hat{q}_w^y = \text{Quantile} \left(\sum_{i=1}^{n+1} w_i \delta_{S_i^y}; 1 - \alpha \right)$.
3. Return the prediction set $\mathcal{C}(X_{n+1}) = \{y \in \mathcal{Y} : S_{n+1}^y \leq \hat{q}_w^y\}$.

Comparing to unweighted full conformal prediction (Algorithm 3.3), we can see that this weighted algorithm differs only in a single step—the calculation of the weighted quantiles \hat{q}_w^y . Indeed, we can recover unweighted conformal prediction by choosing constant weights $w_i \equiv \frac{1}{n+1}$ in the weighted full conformal algorithm. The

following calculation shows the equivalence of \hat{q}_w^y from Algorithm 7.1 and \hat{q}^y from Algorithm 3.3:

$$\hat{q}_w^y = \text{Quantile} \left(\frac{1}{n+1} \sum_{i=1}^{n+1} \delta_{S_i^y}; 1 - \alpha \right) = \text{Quantile} (S_1^y, \dots, S_n^y, S_{n+1}^y; 1 - \alpha) = \hat{q}^y \text{ for } w_i \equiv \frac{1}{n+1}.$$

But in fact, these two definitions result in identical prediction sets, because by the Replacement Lemma (Lemma 3.4), for each $y \in \mathcal{Y}$,

$$S_{n+1}^y \leq \hat{q} = \text{Quantile} (S_1^y, \dots, S_n^y; (1 - \alpha)(1 + 1/n)) \iff S_{n+1}^y \leq \text{Quantile} (S_1^y, \dots, S_n^y, S_{n+1}^y; 1 - \alpha).$$

To summarize, full conformal prediction is a special case of weighted full conformal prediction: choosing constant weights $w_i \equiv \frac{1}{n+1}$ in Algorithm 7.1 leads to a prediction set $\mathcal{C}(X_{n+1})$ that is exactly the same as the one constructed in Algorithm 3.3.

We can also define a weighted version of split conformal prediction. As for the unweighted case, this can be viewed as a special case of weighted full conformal prediction.

Algorithm 7.2: Weighted split conformal prediction

1. Input pretraining dataset \mathcal{D}_{pre} , calibration data $(X_1, Y_1), \dots, (X_n, Y_n)$, test point X_{n+1} , weights $w_1, \dots, w_{n+1} \geq 0$ with $\sum_i w_i = 1$, target coverage level $1 - \alpha$.
2. Using the pretraining dataset \mathcal{D}_{pre} , construct a conformal score function $s : \mathcal{X} \times \mathcal{Y} \rightarrow \mathbb{R}$.
3. Compute the conformal scores on the calibration set, $S_i = s(X_i, Y_i)$ for $i \in [n]$.
4. Compute the weighted conformal quantile $\hat{q}_w = \text{Quantile} (\sum_{i=1}^n w_i \delta_{S_i} + w_{n+1} \delta_{+\infty}; 1 - \alpha)$.
5. Return the prediction set $\mathcal{C}(X_{n+1}) = \{y \in \mathcal{Y} : s(X_{n+1}, y) \leq \hat{q}_w\}$.

In the remainder of this chapter, we will give coverage guarantees for the weighted conformal algorithm and its extensions in various settings.

7.2 Conformal prediction under covariate and label shifts

In this section, we see how the weighted conformal algorithm can be applied to handle covariate shift and label shift—that is, differences between the distribution of the training data and the test data, so that $(X_1, Y_1), \dots, (X_n, Y_n)$ are drawn from a covariate- or label-shifted distribution as compared to (X_{n+1}, Y_{n+1}) . The strategy for constructing weights in these two settings will be a common one: setting the weights w_i proportionally to the likelihood ratio relating these two distributions. In the final subsection, we connect back to the underlying principles of conformal prediction, introducing a new notion of exchangeability—*weighted exchangeability*—that is fundamental to this data-dependent reweighting strategy.

7.2.1 Covariate shift

We will begin by using weighted conformal prediction to address covariate shift: the setting where the distribution of X differs between the training and test data, but the distribution of $Y | X$ remains the same. For example, covariate shift is a common model for capturing demographic shifts, where certain demographics might be more common in the training population than in the test population.

We assume that $(X_1, Y_1), \dots, (X_n, Y_n) \stackrel{\text{i.i.d.}}{\sim} P_X \times P_{Y|X}$ and that $(X_{n+1}, Y_{n+1}) \sim Q_X \times P_{Y|X}$ independently, for a different covariate distribution Q_X . Here, the notation $P_X \times P_{Y|X}$ means that X follows distribution P_X and then, conditionally on X , $Y | X$ follows distribution $P_{Y|X}$ (and, $Q_X \times P_{Y|X}$ is defined similarly). The key insight is that if we know the *likelihood ratio* $\frac{dQ_X}{dP_X} : \mathcal{X} \rightarrow \mathbb{R}_{\geq 0}$ —the ratio of likelihoods for the test versus train data distributions—we can construct weights that compensate for the distribution shift to give us coverage. Formally, $\frac{dQ_X}{dP_X}$ denotes the Radon–Nikodym derivative relating the distribution Q_X of the test

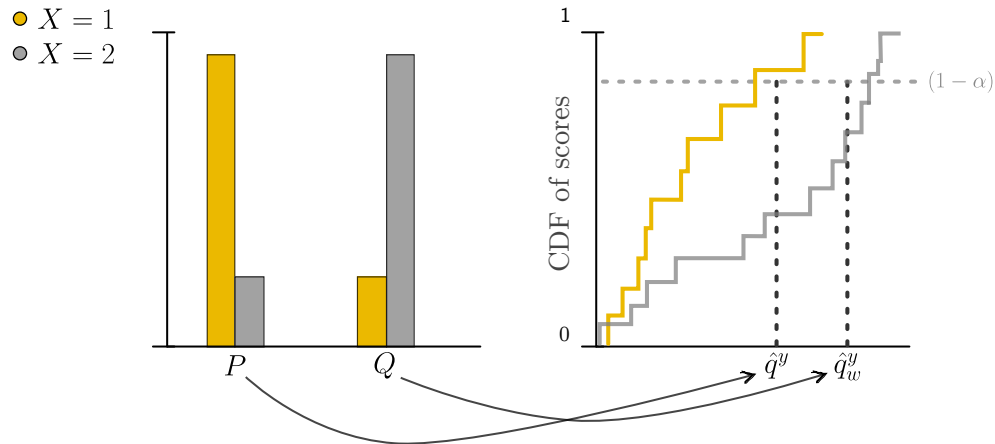


Figure 7.2: **Visualization of a covariate shift** in two groups on the left and the resulting unweighted and weighted quantiles on the right. The unweighted quantile sits close to the yellow curve, representing the CDF of the score when $X = 1$, since P places high weight on $X = 1$. The weighted quantile sits close to the gray curve, representing the CDF of the score when $X = 2$, since Q places high weight on $X = 2$.

data point's feature vector, to the distribution P_X of the training features. For example, if P_X and Q_X both have densities, then $\frac{dQ_X}{dP_X}$ can simply be taken to be the ratio of the densities.

The strategy for setting the weights is straightforward: we set $w_i \propto \frac{dQ_X}{dP_X}(X_i)$. To ensure that the weights sum to 1, we set

$$w_i = \frac{\frac{dQ_X}{dP_X}(X_i)}{\sum_{j=1}^{n+1} \frac{dQ_X}{dP_X}(X_j)} \quad (7.1)$$

for all $i \in [n + 1]$. We will now see that this choice of weights gives us a coverage guarantee.

Proposition 7.3

Let $(X_1, Y_1), \dots, (X_n, Y_n) \stackrel{\text{i.i.d.}}{\sim} P_X \times P_{Y|X}$ and $(X_{n+1}, Y_{n+1}) \sim Q_X \times P_{Y|X}$ independently. Furthermore, assume that Q_X is absolutely continuous with respect to P_X , and so $\frac{dQ_X}{dP_X}(x) < \infty$ for all $x \in \mathcal{X}$. Fix any symmetric score function s , and define the prediction set

$$\mathcal{C}(X_{n+1}) = \{y : S_{n+1}^y \leq \hat{q}_w^y\} \text{ where } \hat{q}_w^y = \text{Quantile} \left(\sum_{i=1}^n w_i \delta_{S_i^y}; 1 - \alpha \right),$$

where the weights w_i are defined as in (7.1). Then,

$$\mathbb{P}(Y_{n+1} \in \mathcal{C}(X_{n+1})) \geq 1 - \alpha.$$

In other words, coverage for the covariate shift setting is obtained by running Algorithm 7.1 with weights w_i defined as in (7.1). We will defer the proof of this guarantee to Section 7.2.3.

Why does reweighting give coverage? First, it is worth considering why unweighted conformal prediction does not provide coverage under covariate shift. Imagine that we have just two groups, i.e., $\mathcal{X} = \{1, 2\}$, and that the scores in the subpopulation where $X = 1$ tend to be much smaller than in the subpopulation where $X = 2$. If $\mathbb{P}_{P_X}(X = 1) > \mathbb{P}_{Q_X}(X = 1)$, then $X = 1$ is over-represented in the training data (relative to the test point's distribution), and the conformal quantile will be biased downwards; see Figure 7.2 for a visualization. The fundamental problem is that the training and test scores S_1, \dots, S_n, S_{n+1} are no longer exchangeable—the test point's score S_{n+1} no longer behaves like a draw from the empirical distribution of S_1, \dots, S_{n+1} , and so calculating an unweighted quantile cannot be expected to achieve the

right coverage level.

Weighted conformal prediction works because the distribution of S_{n+1} can be explicitly represented as a weighted empirical distribution instead. In other words, conditionally on the values of the data points, the test point behaves like a draw from the reweighted empirical distribution:

$$(X_{n+1}, Y_{n+1}) \mid \hat{P}_{n+1} \sim \sum_{i=1}^{n+1} w_i \delta_{(X_i, Y_i)},$$

where $\hat{P}_{n+1} = \frac{1}{n+1} \sum_{i=1}^{n+1} \delta_{(X_i, Y_i)}$ is the empirical distribution of the dataset \mathcal{D}_{n+1} , and consequently, an analogous statement holds for the scores:

$$S_{n+1} \mid \hat{P}_{n+1} \sim \sum_{i=1}^{n+1} w_i \delta_{S_i}.$$

This is a property called *weighted exchangeability*. It gives us an explicit distribution for (X_{n+1}, Y_{n+1}) , and thus S_{n+1} , allowing us to prove the coverage guarantee for weighted conformal prediction. We go into more detail on this argument in Section 7.5.

7.2.2 Label shift

In label shift, the distribution of Y changes and the distribution of $X \mid Y$ is held fixed. Label shift is common in many classification problems. Our strategies for handling covariate shift and label shift are almost identical, with one key difference: the weights are now a function of Y as opposed to X .

The setup is entirely analogous to the covariate shift procedure. We assume that $(X_1, Y_1), \dots, (X_n, Y_n)$ i.i.d. $P_{X|Y} \times P_Y$ and that $(X_{n+1}, Y_{n+1}) \sim P_{X|Y} \times Q_Y$ independently, for a different label distribution Q_Y . Here, the notation $P_{X|Y} \times P_Y$ means that Y follows distribution P_Y and then $X \mid Y$ follows distribution $P_{X|Y}$, and similarly, for $P_{X|Y} \times Q_Y$. Then, we define the likelihood ratio $\frac{dQ_Y}{dP_Y} : \mathcal{Y} \rightarrow \mathbb{R}$.

To run Algorithm 7.1, we need to make a slight modification in the calculation of the weighted quantile, since the weights are now a function of Y (which, for the test point, is unknown), rather than of X (where the test point value X_{n+1} is known). In particular, define

$$w_i^y = \frac{\frac{dQ_Y}{dP_Y}(Y_i)}{\sum_{j=1}^n \frac{dQ_Y}{dP_Y}(Y_j) + \frac{dQ_Y}{dP_Y}(y)} \quad \text{for } i \in [n] \quad \text{and} \quad w_{n+1}^y = \frac{\frac{dQ_Y}{dP_Y}(y)}{\sum_{j=1}^n \frac{dQ_Y}{dP_Y}(Y_j) + \frac{dQ_Y}{dP_Y}(y)}. \quad (7.2)$$

For the label shift setting, we will use these weights w_i^y for computing the conformal quantile—that is, this procedure is a slight variant of Algorithm 7.1, where the weights w_i did not depend on the hypothesized test point y .

Our next result verifies a coverage guarantee for this setting (the proof is again deferred to Section 7.2.3).

Proposition 7.4

Let $(X_1, Y_1), \dots, (X_n, Y_n)$ i.i.d. $P_{X|Y} \times Q_Y$ and $(X_{n+1}, Y_{n+1}) \sim P_{X|Y} \times Q_Y$ independently. Furthermore, assume that Q_Y is absolutely continuous with respect to P_Y , and so $\frac{dQ_Y}{dP_Y}(y) < \infty$ for all $y \in \mathcal{Y}$. Fix any symmetric score function s , and define the prediction set

$$\mathcal{C}(X_{n+1}) = \{y : S_{n+1}^y \leq \hat{q}_w^y\} \quad \text{where} \quad \hat{q}_w^y = \text{Quantile} \left(\sum_{i=1}^n w_i^y \delta_{S_i^y}; 1 - \alpha \right),$$

where the weights w_i^y are defined as in (7.2). Then,

$$\mathbb{P}(Y_{n+1} \in \mathcal{C}(X_{n+1})) \geq 1 - \alpha.$$

In other words, coverage for the label shift setting is obtained by running this modified version of Algorithm 7.1—we use weights w_i^y (which depend on the hypothesized test point value y) defined as in (7.2).

7.2.3 General shifts between the training distribution and test distribution

When we apply the weighted conformal algorithm to the covariate shift setting and to the label shift setting, the intuition for the two is essentially the same. Since the training and test scores S_1, \dots, S_n, S_{n+1} are not exchangeable, we cannot think of the test score S_{n+1} as a uniform draw from the empirical distribution of the training and test scores—but instead, the distribution of the test score S_{n+1} can be described as a *reweighted* empirical distribution. In fact, the same argument works for any distribution shift between the train and test sets with a known likelihood ratio, with covariate shift and label shift as two special cases. In this section, we will develop the method and theory for the general case.

For the general setting, let $(X_1, Y_1), \dots, (X_n, Y_n) \stackrel{\text{i.i.d.}}{\sim} P$ and that $(X_{n+1}, Y_{n+1}) \sim Q$ independently, for a different distribution Q , where we assume that Q is absolutely continuous with respect to P so that the likelihood ratio (i.e., the Radon–Nikodym derivative) $\frac{dQ}{dP} : \mathcal{X} \times \mathcal{Y} \rightarrow \mathbb{R}$ is well-defined. Paralleling the label shift section, we will set the weights as

$$w_i^y = \frac{\frac{dQ}{dP}(X_i, Y_i)}{\sum_{j=1}^n \frac{dQ}{dP}(X_j, Y_j) + \frac{dQ}{dP}(X_{n+1}, y)} \quad \text{for } i \in [n] \quad \text{and} \quad w_{n+1}^y = \frac{\frac{dQ}{dP}(X_{n+1}, y)}{\sum_{j=1}^n \frac{dQ}{dP}(X_j, Y_j) + \frac{dQ}{dP}(X_{n+1}, y)}. \quad (7.3)$$

As a side note, because these weights are self-normalized, we only need to know $\frac{dQ}{dP}$ up to a constant of proportionality—that is, if $\frac{dQ}{dP}(x, y) \propto w(x, y)$ for some function $w : \mathcal{X} \times \mathcal{Y} \rightarrow \mathbb{R}$, it suffices to know the function w , without calculating its normalizing constant. (This was equally true in Sections 7.2.1 and 7.2.2 for the covariate-shift and label-shift settings.)

With the weights defined, we are now ready to state the general result.

Theorem 7.5

Let $(X_1, Y_1), \dots, (X_n, Y_n) \stackrel{\text{i.i.d.}}{\sim} P$ and $(X_{n+1}, Y_{n+1}) \sim Q$ independently. Furthermore, assume that Q is absolutely continuous with respect to P , and so $\frac{dQ}{dP}(x, y) < \infty$ for all $(x, y) \in \mathcal{X} \times \mathcal{Y}$. Fix any symmetric score function s , and define the prediction set

$$\mathcal{C}(X_{n+1}) = \{y : S_{n+1}^y \leq \hat{q}_w^y\} \quad \text{where } \hat{q}_w^y = \text{Quantile} \left(\sum_{i=1}^n w_i^y \delta_{S_i^y}; 1 - \alpha \right),$$

where the weights w_i^y are defined as in (7.3). Then,

$$\mathbb{P}(Y_{n+1} \in \mathcal{C}(X_{n+1})) \geq 1 - \alpha.$$

Our proof of this result will generalize the ideas developed in Section 3.5.2, where we proved the coverage guarantee for unweighted full conformal prediction (in a setting without distribution shift) by considering the empirical distribution $\hat{P}_{n+1} = \frac{1}{n+1} \sum_{i=1}^{n+1} \delta_{(X_i, Y_i)}$ of the training and test data. The argument in Section 3.5.2 showed that, in the setting of exchangeability, the conditional distribution of the test point (X_{n+1}, Y_{n+1}) , if we condition on \hat{P}_{n+1} , is equal to the empirical distribution \hat{P}_{n+1} itself. This is no longer true in the distribution shift setting—if $P \neq Q$, then the test point is not equally likely to be equal to each one of the points in the dataset. The following proposition shows that the conditional distribution is instead given by a reweighted version of the empirical distribution.

Proposition 7.6

Let $Z_1, \dots, Z_n \stackrel{\text{i.i.d.}}{\sim} P$ and $Z_{n+1} \sim Q$ independently, for some distributions P, Q on \mathcal{Z} . Furthermore, assume that Q is absolutely continuous with respect to P , and so $\frac{dQ}{dP}(z) < \infty$ for all $z \in \mathcal{Z}$. Let

$$\hat{P}_{n+1} = \frac{1}{n+1} \sum_{i=1}^{n+1} \delta_{Z_i}$$

denote the empirical distribution of the $n+1$ data points. Then the conditional distribution of Z_{n+1} , given the empirical distribution \hat{P}_{n+1} , is given by

$$Z_{n+1} \mid \hat{P}_{n+1} \sim \sum_{i=1}^{n+1} w_i \cdot \delta_{Z_i},$$

where

$$w_i = \frac{\frac{dQ}{dP}(Z_i)}{\sum_{j=1}^{n+1} \frac{dQ}{dP}(Z_j)}, \quad i \in [n+1].$$

Of course, in the exchangeable case, the weights are given by $w_i \equiv \frac{1}{n+1}$, and so—as shown earlier in Proposition 2.2—the conditional distribution is equal to the original unweighted empirical distribution, \hat{P}_{n+1} .

With this result in place, we now turn to the proof of the theorem.

Proof of Theorem 7.5

By construction of the prediction set, we have

$$Y_{n+1} \in \mathcal{C}(X_{n+1}) \iff S_{n+1} \leq \hat{q}_w^{Y_{n+1}} = \text{Quantile} \left(\sum_{i=1}^n w_i^{Y_{n+1}} \delta_{S_i}; 1 - \alpha \right),$$

where $w_i^{Y_{n+1}}$ is defined as in (7.3) (with $y = Y_{n+1}$). Now write $Z_i = (X_i, Y_i)$ for each $i \in [n+1]$, and define

$$w_i = \frac{\frac{dQ}{dP}(Z_i)}{\sum_{j=1}^{n+1} \frac{dQ}{dP}(Z_j)}$$

(as in the statement of Proposition 7.6). Note that

$$w_i = w_i^{Y_{n+1}}$$

by definition. Therefore,

$$Y_{n+1} \in \mathcal{C}(X_{n+1}) \iff S_{n+1} \leq \text{Quantile} \left(\sum_{i=1}^n w_i \delta_{S_i}; 1 - \alpha \right).$$

We can therefore write

$$\begin{aligned} \mathbb{P}(Y_{n+1} \in \mathcal{C}(X_{n+1})) &= \mathbb{P} \left(S_{n+1} \leq \text{Quantile} \left(\sum_{i=1}^n w_i \delta_{S_i}; 1 - \alpha \right) \right) \\ &= \mathbb{E} \left[\mathbb{P} \left(S_{n+1} \leq \text{Quantile} \left(\sum_{i=1}^n w_i \delta_{S_i}; 1 - \alpha \right) \mid \hat{P}_{n+1} \right) \right], \end{aligned}$$

by the tower law. Next, since the score function s is assumed to be symmetric, note that $s(\cdot; \mathcal{D}_{n+1})$ depends on the dataset \mathcal{D}_{n+1} only via the empirical distribution \widehat{P}_{n+1} . To emphasize this point, we will use the notation $s(\cdot; \widehat{P}_{n+1})$ in place of $s(\cdot; \mathcal{D}_{n+1})$ throughout the remainder of this proof. Since $S_i = s(Z_i; \widehat{P}_{n+1})$ for each i by construction, we then have

$$\mathbb{P}(Y_{n+1} \in \mathcal{C}(X_{n+1})) = \mathbb{E} \left[\mathbb{P} \left(s(Z_{n+1}; \widehat{P}_{n+1}) \leq \text{Quantile} \left(\sum_{i=1}^n w_i \delta_{s(Z_i; \widehat{P}_{n+1})}; 1 - \alpha \right) \middle| \widehat{P}_{n+1} \right) \right].$$

Now we will consider the conditional probability on the right-hand side. First, observe that the quantile,

$$\text{Quantile} \left(\sum_{i=1}^n w_i \delta_{s(Z_i; \widehat{P}_{n+1})}; 1 - \alpha \right),$$

can be expressed as a function of the empirical distribution \widehat{P}_{n+1} , i.e., it does not depend on the order of the data points—this is because the reweighted empirical distribution $\sum_{i=1}^{n+1} w_i \delta_{Z_i}$ is itself \widehat{P}_{n+1} -measurable (in particular, this is implied by Proposition 7.6). Using the conditional distribution of (X_{n+1}, Y_{n+1}) as derived in Proposition 7.6, then, we have

$$\begin{aligned} \mathbb{P} \left(s(Z_{n+1}; \widehat{P}_{n+1}) \leq \text{Quantile} \left(\sum_{i=1}^n w_i \delta_{s(Z_i; \widehat{P}_{n+1})}; 1 - \alpha \right) \middle| \widehat{P}_{n+1} \right) \\ = \sum_{j=1}^{n+1} w_j \cdot \mathbb{1} \left\{ s(Z_j; \widehat{P}_{n+1}) \leq \text{Quantile} \left(\sum_{i=1}^n w_i \delta_{s(Z_i; \widehat{P}_{n+1})}; 1 - \alpha \right) \right\}. \end{aligned} \quad (7.4)$$

But this must deterministically be $\geq 1 - \alpha$, by definition of the weighted quantile (see also Fact 2.14(ii)). Therefore, we have

$$\mathbb{P}(Y_{n+1} \in \mathcal{C}(X_{n+1})) \geq \mathbb{E}[1 - \alpha] = 1 - \alpha,$$

which completes the proof.

Finally, to complete this section, we prove the proposition on weighted exchangeability.

Proof of Proposition 7.6

In this proof, we will use the following two facts, which are measure theoretic in nature, and we state without proof. The first is that proving the desired statement is equivalent to verifying that, for all (measurable) sets A and B , it holds that

$$\mathbb{P}(Z_{n+1} \in A, \widehat{P}_{n+1} \in B) = \mathbb{E} \left[\sum_{i=1}^{n+1} w_i \mathbb{1} \{Z_i \in A\} \mathbb{1} \{ \widehat{P}_{n+1} \in B \} \right]. \quad (7.5)$$

The second fact is that for any (measurable) function $h : \mathcal{Z}^{n+1} \rightarrow \mathbb{R}$, we have

$$\mathbb{E}_{(Z_1, \dots, Z_{n+1}) \sim P^n \times Q} [h(Z_1, \dots, Z_{n+1})] = \mathbb{E}_{(Z_1, \dots, Z_{n+1}) \sim P^{n+1}} \left[\frac{dQ}{dP}(Z_{n+1}) \cdot h(Z_1, \dots, Z_{n+1}) \right], \quad (7.6)$$

which is a property of the Radon-Nikodym derivative.

Now, we move to verifying (7.5). We have

$$\begin{aligned} & \mathbb{P}_{(Z_1, \dots, Z_{n+1}) \sim P^n \times Q}(Z_{n+1} \in A, \widehat{P}_{n+1} \in B) \\ &= \mathbb{E}_{(Z_1, \dots, Z_{n+1}) \sim P^n \times Q} \left[\mathbb{1}\{Z_{n+1} \in A\} \mathbb{1}\{\widehat{P}_{n+1} \in B\} \right] \\ &= \mathbb{E}_{(Z_1, \dots, Z_n, Z_{n+1}) \sim P^{n+1}} \left[\frac{dQ}{dP}(Z_{n+1}) \cdot \mathbb{1}\{Z_{n+1} \in A\} \mathbb{1}\{\widehat{P}_{n+1} \in B\} \right], \end{aligned}$$

where the last equality above follows by (7.6). Next, we redefine the weights as

$$w_i = \begin{cases} \frac{\frac{dQ}{dP}(Z_i)}{\sum_{j=1}^{n+1} \frac{dQ}{dP}(Z_j)}, & \sum_{j=1}^{n+1} \frac{dQ}{dP}(Z_j) > 0, \\ 0, & \sum_{j=1}^{n+1} \frac{dQ}{dP}(Z_j) = 0. \end{cases}$$

(Note that, if we draw $(Z_1, \dots, Z_{n+1}) \sim P^{n+1}$, it is no longer the case that $\frac{dQ}{dP}(Z_{n+1})$ must be positive almost surely—and therefore the event

$$\sum_{j=1}^{n+1} \frac{dQ}{dP}(Z_j) > 0$$

could potentially have probability < 1 . However, if this event does hold, then these new weights are equivalent to those defined in the statement of the proposition—and also, on this event, we have $\sum_{j=1}^{n+1} w_j = 1$.) Then

$$\frac{dQ}{dP}(Z_{n+1}) = w_{n+1} \cdot \sum_{j=1}^{n+1} \frac{dQ}{dP}(Z_j)$$

holds almost surely under $(Z_1, \dots, Z_n, Z_{n+1}) \sim P^{n+1}$, and so

$$\begin{aligned} & \mathbb{P}_{(Z_1, \dots, Z_{n+1}) \sim P^n \times Q}(Z_{n+1} \in A, \widehat{P}_{n+1} \in B) \\ &= \mathbb{E}_{(Z_1, \dots, Z_n, Z_{n+1}) \sim P^{n+1}} \left[w_{n+1} \cdot \sum_{j=1}^{n+1} \frac{dQ}{dP}(Z_j) \cdot \mathbb{1}\{Z_{n+1} \in A\} \mathbb{1}\{\widehat{P}_{n+1} \in B\} \right] \\ &= \sum_{j=1}^{n+1} \mathbb{E}_{(Z_1, \dots, Z_n, Z_{n+1}) \sim P^{n+1}} \left[w_{n+1} \cdot \frac{dQ}{dP}(Z_j) \cdot \mathbb{1}\{Z_{n+1} \in A\} \mathbb{1}\{\widehat{P}_{n+1} \in B\} \right]. \end{aligned}$$

Because the expectation above is taken with respect to i.i.d. random variables, we can reindex it however we like. Swapping indexes j and $n+1$ in the j th term, for each j , yields that the above expression is equal to

$$\begin{aligned} &= \sum_{j=1}^{n+1} \mathbb{E}_{(Z_1, \dots, Z_n, Z_{n+1}) \sim P^{n+1}} \left[w_j \cdot \frac{dQ}{dP}(Z_{n+1}) \cdot \mathbb{1}\{Z_j \in A\} \mathbb{1}\{\widehat{P}_{n+1} \in B\} \right] \\ &= \sum_{j=1}^{n+1} \mathbb{E}_{(Z_1, \dots, Z_n, Z_{n+1}) \sim P^n \times Q} \left[w_j \cdot \mathbb{1}\{Z_j \in A\} \mathbb{1}\{\widehat{P}_{n+1} \in B\} \right], \end{aligned}$$

where the last step holds by applying (7.6). This is equivalent to the right-hand side of (7.5), as desired.

7.2.4 Comparing distribution shift and conditional coverage

Robustness to distribution shift is closely related to conditional coverage. In fact, requiring test-conditional coverage (i.e., coverage conditional on the test feature X_{n+1}) is strictly stronger than requiring coverage relative to a covariate shift: test-conditional coverage implies coverage with respect to *any* covariate shifts (i.e., for any Q_X). Similarly, label-conditional coverage implies coverage with respect to *any* label shift (i.e., for any Q_Y).

However, conditional coverage guarantees are harder to obtain. For example, if label-conditional coverage holds (that is, $\mathbb{P}(Y_{n+1} \in \mathcal{C}(X_{n+1}) \mid Y_{n+1} = y) \geq 1 - \alpha$ for each possible label y) then it implies coverage for any label-shifted distribution—but these prediction sets will be very large unless we have a large number of observations in each category (i.e., $\sum_{i \in [n]} \mathbb{1}\{Y_i = y\}$ is large, for each $y \in \mathcal{Y}$). In contrast, the method studied in Proposition 7.4 gives a marginal guarantee relative to a particular label-shifted distribution $P_{X|Y} \times Q_Y$ and could therefore produce more informative prediction sets.

7.3 Localized conformal prediction

We next turn to a different use case of weighting: the goal of improving conditional coverage. That is, suppose we wish to give confidence sets that approximately give conditional coverage for a test point X_{n+1} , as we have discussed in earlier chapters—in particular, in Chapter 4 we established that it is impossible in general to ensure test-conditional coverage, but as in Chapter 5, certain score functions (such as the CQR score) lead to approximate conditional coverage under additional assumptions. In this section, we pursue a complementary strategy based on weighting.

To see why weighting may be useful, notice that conformal prediction chooses the cutoff \hat{q} (or \hat{q}^y) by looking at the conformal score for all training points—even data points that are far away from the test point X_{n+1} are nonetheless included when choosing the cutoff \hat{q} . This naturally can lead to a failure of test-conditional coverage, if the distribution of scores is very different across different regions of \mathcal{X} . If we instead wish to improve test-conditional coverage, we might choose to give more weight to data points that lie near to the test point X_{n+1} . This is the key idea behind localized conformal prediction.

To make this concrete, suppose we have a function $H : \mathcal{X} \times \mathcal{X} \rightarrow \mathbb{R}_{\geq 0}$ that is capturing the distance between two feature vectors—we will refer to H as the *localization kernel*. For example, when $\mathcal{X} = \mathbb{R}^d$, we could take $H(x, x') = \exp\{-\|x - x'\|/2h^2\}$, where $h > 0$ is a bandwidth parameter. An initial idea is to run Algorithm 7.1 with the weight w_i on data point (X_i, Y_i) chosen to be proportional to $H(X_i, X_{n+1})$: that is, we define

$$\mathcal{C}(X_{n+1}) = \left\{ y \in \mathcal{Y} : S_{n+1}^y \leq \text{Quantile} \left(\sum_{i=1}^{n+1} w_i \delta_{S_i^y}; 1 - \alpha \right) \right\} \text{ where } w_i = \frac{H(X_i, X_{n+1})}{\sum_{j=1}^{n+1} H(X_j, X_{n+1})} \quad (7.7)$$

That is, when running conformal prediction, we weight data points according to their distance from the test point. This initial approach is intuitively appealing and in practice would likely improve test-conditional coverage, but interestingly, in theory even the marginal coverage guarantee no longer holds for this weighted algorithm. We will remedy this next.

7.3.1 The localized conformal prediction algorithm

To endow the localized conformal approach with marginal coverage guarantees, it can be modified with a recalibration step, as stated next.

Algorithm 7.7: Localized conformal prediction

1. Input training data $(X_1, Y_1), \dots, (X_n, Y_n)$, test point X_{n+1} , localization kernel H , target coverage level $1 - \alpha$, conformal score function s .
2. For each possible response value $y \in \mathcal{Y}$,
 - (a) Compute $S_i^y = s((X_i, Y_i); \mathcal{D}_{n+1}^y)$ for all $i \in [n]$, and $S_{n+1}^y = s((X_{n+1}, y); \mathcal{D}_{n+1}^y)$.
 - (b) Compute $w_{i,j} = H(X_j, X_i) / \sum_{j'=1}^{n+1} H(X_{j'}, X_i)$ for each $i, j \in [n+1]$.
 - (c) For $i = 1, \dots, n+1$ define

$$\tilde{S}_i^y = \sum_{j=1}^{n+1} w_{i,j} \mathbb{1} \{S_j^y < S_i^y\}.$$
 - (d) Compute the conformal quantile $\tilde{q}^y = \text{Quantile}(\tilde{S}_1^y, \dots, \tilde{S}_{n+1}^y; 1 - \alpha)$.
3. Return the prediction set $\mathcal{C}(X_{n+1}) = \{y \in \mathcal{Y} : S_{n+1}^y \leq \tilde{q}^y\}$.

How does this algorithm relate to our original formulation of the localized approach in (7.7)? To see the connection, first observe that $w_{n+1,i}$ (the weight defined here in Algorithm 7.7) is equal to w_i (the weight defined in (7.7)), by construction. When running Algorithm 7.7, therefore, the prediction set $\mathcal{C}(X_{n+1})$ contains all values y for which $\tilde{S}_{n+1}^y \leq \tilde{q}^y$, or equivalently,

$$\sum_{i=1}^{n+1} w_i \mathbb{1} \{S_i^y < S_{n+1}^y\} \leq \tilde{q}^y,$$

while the set defined in (7.7) instead contains y whenever

$$S_{n+1}^y \leq \text{Quantile}\left(\sum_{i=1}^{n+1} w_i \delta_{S_i^y}; 1 - \alpha\right) \iff \sum_{i=1}^{n+1} w_i \mathbb{1} \{S_i^y < S_{n+1}^y\} < 1 - \alpha.$$

In other words, the localized conformal prediction method defined in Algorithm 7.7 is *exactly the same* as the intuitive approach outlined in (7.7), except with a data-dependent quantile threshold \tilde{q}^y replacing the usual threshold $1 - \alpha$. In other words, the localized conformal prediction method can essentially be interpreted as running the intuitive weighted conformal method suggested in (7.7), but with a modified value of α (which varies with y).

This modification is needed in order to ensure valid marginal coverage for localized conformal prediction—in particular, the following result verifies that this method is a special case of full conformal prediction:

Proposition 7.8

The prediction set defined in Algorithm 7.7 is equivalent to the full conformal prediction set, when full conformal is run with the score function

$$\tilde{s}((x, y); \mathcal{D}) = \sum_{j=1}^m \frac{H(x_j, x)}{\sum_{j'=1}^m H(x_{j'}, x)} \mathbb{1} \{s(x_i, y_i; \mathcal{D}) < s(x, y; \mathcal{D})\},$$

for any (x, y) and any dataset $\mathcal{D} = ((x_1, y_1), \dots, (x_m, y_m))$.

This result follows directly from the construction of Algorithm 7.7, and we do not give a formal proof here. Note that the function $\tilde{s}((x, y); \mathcal{D})$ is symmetric in \mathcal{D} , by construction (as long as the original score function $s((x, y); \mathcal{D})$ is itself symmetric in \mathcal{D}). Consequently, by Theorem 3.2, marginal coverage must hold for localized conformal prediction as long as we assume that the data is exchangeable.

7.3.2 The randomly-localized conformal prediction algorithm

Formally, the localized conformal prediction algorithm offers a marginal coverage guarantee. In practice, since the weights focus attention near the test point X_{n+1} , the method will likely yield approximate conditional coverage as well—but establishing theoretical guarantees for approximate conditional coverage is challenging and requires strong technical conditions. Instead, we next turn to the *randomly-localized conformal prediction* algorithm, which comes with a simple and explicit conditional coverage guarantee.

We continue as before with a localization kernel function $H : \mathcal{X} \times \mathcal{X} \rightarrow \mathbb{R}_{\geq 0}$, and now we additionally assume $H(x, \cdot)$ defines a density with respect to some measure ν for each $x \in \mathcal{X}$:

$$\int_{\mathcal{X}} H(x, x') \, d\nu(x') = 1.$$

Algorithm 7.9: Randomly-localized conformal prediction

1. Input training data $(X_1, Y_1), \dots, (X_n, Y_n)$, test point X_{n+1} , weight function H , target coverage level $1 - \alpha$, conformal score function s .
2. Sample \tilde{X}_{n+1} from the distribution with density $H(X_{n+1}, \cdot)$.
3. For each possible response value $y \in \mathcal{Y}$,
 - (a) Compute $S_i^y = s((X_i, Y_i); \mathcal{D}_{n+1}^y)$ for all $i \in [n]$, and $S_{n+1}^y = s((X_{n+1}, y); \mathcal{D}_{n+1}^y)$.
 - (b) Compute $w_i = H(X_i, \tilde{X}_{n+1}) / \sum_{j=1}^{n+1} H(X_j, \tilde{X}_{n+1})$ for each $i \in [n+1]$.
 - (c) Compute the conformal quantile $\hat{q}^y = \text{Quantile}\left(\sum_{i=1}^{n+1} w_i \delta_{S_i^y}; 1 - \alpha\right)$.
4. Return the prediction set $\mathcal{C}(X_{n+1}) = \{y \in \mathcal{Y} : S_{n+1}^y \leq \hat{q}^y\}$.

In other words, we are simply running the weighted conformal prediction (Algorithm 7.1), with the weights w_i defined using the kernel H centered at the *random* sample \tilde{X}_{n+1} .

This algorithm comes with a guarantee that can be viewed as an approximation of conditional coverage.

Proposition 7.10

Suppose $(X_1, Y_1), \dots, (X_{n+1}, Y_{n+1})$ are i.i.d. and s is a symmetric score function, and let $\mathcal{C}(X_{n+1})$ be the output of Algorithm 7.9. Then,

$$\mathbb{P}\left(Y_{n+1} \in \mathcal{C}(X_{n+1}) \mid \tilde{X}_{n+1}\right) \geq 1 - \alpha, \quad \text{almost surely.}$$

Note that this also implies the usual marginal coverage guarantee by the tower property. We can interpret this coverage property as follows. Since we choose $H(X_{n+1}, \cdot)$ to be localized near X_{n+1} , the distribution of $X_{n+1} \mid \tilde{X}_{n+1}$ is concentrated near \tilde{X}_{n+1} . Thus, the result of Proposition 7.10 is essentially a guarantee of coverage for a test point X_{n+1} sampled from a distribution that is concentrated near \tilde{X}_{n+1} —a relaxation of conditioning on the exact value of the test point X_{n+1} .

Proof of Proposition 7.10

First, note that $(X_1, Y_1), \dots, (X_n, Y_n)$ are independent of $(X_{n+1}, Y_{n+1}, \tilde{X}_{n+1})$, by construction. Next, by the definition of \tilde{X}_{n+1} , the joint distribution of $(X_{n+1}, Y_{n+1}, \tilde{X}_{n+1})$ is defined

by

$$\begin{aligned} X_{n+1} &\sim P_X \\ Y_{n+1} | X_{n+1} &\sim P_{Y|X} \\ \tilde{X}_{n+1} | (X_{n+1}, Y_{n+1}) &\sim H(X_{n+1}, \cdot). \end{aligned}$$

We then have that

$$(X_{n+1}, Y_{n+1}) | \tilde{X}_{n+1} \sim (P_X \circ H(\cdot, \tilde{X}_{n+1})) \times P_{Y|X},$$

where $P_X \circ H(\cdot, \tilde{X}_{n+1})$ denotes a reweighted distribution on \mathcal{X} , defined by

$$\frac{d(P_X \circ H(\cdot, \tilde{X}_{n+1}))(x)}{dP_X(x)} \propto H(x, \tilde{X}_{n+1}).$$

Thus, conditional on \tilde{X}_{n+1} , this is an instance of covariate shift—the distribution of X_{n+1} is no longer P_X , but the conditional distribution of $Y_{n+1} | X_{n+1}$ is unchanged.

We now note that Algorithm 7.9 is the same as the weighted conformal algorithm with covariate shift. To see this, observe that the weights satisfy

$$\tilde{w}_j \propto H(X_j, \tilde{X}_{n+1}) \propto \frac{d(P_X \circ H(\cdot, \tilde{X}_{n+1}))(X_j)}{dP_X(X_j)},$$

exactly as in (7.1) (where the test distribution Q_X of the covariates is now replaced by $P_X \circ H(\cdot, \tilde{X}_{n+1})$ —note that \tilde{X}_{n+1} is being treated as fixed, since the proposition seeks to establish coverage conditional on \tilde{X}_{n+1}). Thus, the validity of weighted conformal for covariate shift (Proposition 7.3) implies the desired claim.

7.4 Fixed-weight conformal prediction

Next, we focus on conformal prediction with *fixed* weights—ones that don't depend on X or Y —in order to be more robust to deviations from exchangeability. For example, in a time series, we may want to give recent data higher weights relative to data from long ago, since we expect that the distribution of recent points is closer to that of the test point. In this section, we will, a-priori, assign each of our data points a weight, $w_i \geq 0$ for all $i \in [n+1]$, with larger weights indicating greater relevance. When we run Algorithm 7.1 with this non-data-dependent vector of weights, we call it *fixed-weight* conformal prediction.

Incorporating weights allows us to achieve a coverage guarantee for exchangeable datasets and bound the loss of coverage for datasets that violate the exchangeability assumption. The point is that if choose the weights well, the weighted procedure will be more robust to certain violations of exchangeability. We state this formally next. Throughout this section, we will use the notation $Z_i = (X_i, Y_i)$ for the data points.

Theorem 7.11

Let weights $w_1, \dots, w_{n+1} \geq 0$ be fixed, with $\sum_i w_i = 1$ and $w_{n+1} \geq w_i$ for all i . Let Z_1, \dots, Z_{n+1} be random variables with any joint distribution. Fix any symmetric score function s , and define the prediction set

$$\mathcal{C}(X_{n+1}) = \{y : S_{n+1}^y \leq \hat{q}_w^y\} \text{ where } \hat{q}_w^y = \text{Quantile} \left(\sum_{i=1}^{n+1} w_i \delta_{S_i^y}; 1 - \alpha \right).$$

Then,

$$\mathbb{P}(Y_{n+1} \in \mathcal{C}(X_{n+1})) \geq 1 - \alpha - \sum_{i=1}^n w_i \cdot d_{\text{TV}}((Z_1, \dots, Z_{n+1}), (Z_1, \dots, Z_{i-1}, Z_{n+1}, Z_{i+1}, \dots, Z_n, Z_i)),$$

where d_{TV} denotes the total variation distance between distributions.

This guarantee gives a bound on the loss of coverage for conformal prediction run on a general dataset, regardless of whether it satisfies the exchangeability assumption. The bound depends on two quantities: the TV distance of the swapped versions of the dataset (which we can view as a measure of the degree of non-exchangeability), and the weights. When data points Z_i that are differently distributed from the test point Z_{n+1} are given high weight, this can hurt the coverage. On the other hand, if they have a low weight, then coverage is (approximately) preserved.

Two important implications of the theorem are as follows:

1. If the dataset is exchangeable, the fixed-weight procedure has coverage at least $1 - \alpha$ (since the total variation distance appearing in the bound is equal to zero in that case).
2. If the dataset is not exchangeable, the loss of coverage can be mitigated by choosing the weights strategically—e.g., placing higher weights on more recently gathered data points.

Proof of Theorem 7.11

First we define some notation. Recall from Chapter 3 that we write $S_i = s((X_i, Y_i); \mathcal{D}_{n+1})$ to denote the score of data point $Z_i = (X_i, Y_i)$ when the algorithm is trained on the entire dataset $\mathcal{D}_{n+1} = (Z_1, \dots, Z_{n+1})$. We will write $S = (S_1, \dots, S_{n+1})$ to denote this vector of scores, and will write

$$S^i = (S_1, \dots, S_{i-1}, S_{n+1}, S_{i+1}, \dots, S_n, S_i)$$

to denote the vector S with i th and $(n+1)$ st entries swapped, for each $i \in [n]$.

Our first step is to observe that the total variation distance between the vectors S and S^i , is bounded by the total variation distance on the data. Specifically, define a function $h : (\mathcal{X} \times \mathcal{Y})^{n+1} \rightarrow \mathbb{R}^{n+1}$ as

$$h(z_1, \dots, z_{n+1}) = (s(z_1; (z_1, \dots, z_{n+1})), \dots, s(z_{n+1}; (z_1, \dots, z_{n+1}))),$$

i.e., the function that computes a score for each z_i (relative to the dataset comprised of z_1, \dots, z_{n+1}). Then by definition we have $S = h(Z_1, \dots, Z_{n+1})$. Moreover, the assumption of symmetry on s ensures that $S^i = h(Z_1, \dots, Z_{i-1}, Z_{n+1}, Z_{i+1}, \dots, Z_n, Z_i)$ —and therefore, by the Data Processing Inequality,

$$\begin{aligned} d_{\text{TV}}(S, S^i) &= d_{\text{TV}}(h(Z_1, \dots, Z_{n+1}), h(Z_1, \dots, Z_{i-1}, Z_{n+1}, Z_{i+1}, \dots, Z_n, Z_i)) \\ &\leq d_{\text{TV}}((Z_1, \dots, Z_{n+1}), (Z_1, \dots, Z_{i-1}, Z_{n+1}, Z_{i+1}, \dots, Z_n, Z_i)). \end{aligned}$$

From this point on, then, we will now aim to show that

$$\mathbb{P}(Y_{n+1} \in \mathcal{C}(X_{n+1})) \geq 1 - \alpha - \sum_{i=1}^n w_i \cdot d_{\text{TV}}(S, S^i). \quad (7.8)$$

Defining $S^{n+1} = S$ for notational convenience, we then calculate

$$\begin{aligned} \mathbb{P}(Y_{n+1} \in \mathcal{C}(X_{n+1})) &= \mathbb{P}\left(S_{n+1} \leq \text{Quantile}\left(\sum_{j=1}^{n+1} w_j \cdot \delta_{S_j}; 1 - \alpha\right)\right) \\ &= \sum_{i=1}^{n+1} w_i \cdot \mathbb{P}\left(S_{n+1} \leq \text{Quantile}\left(\sum_{j=1}^{n+1} w_j \cdot \delta_{S_j}; 1 - \alpha\right)\right) \\ &\geq \sum_{i=1}^{n+1} w_i \left[\mathbb{P}\left((S^i)_{n+1} \leq \text{Quantile}\left(\sum_{j=1}^{n+1} w_j \cdot \delta_{(S^i)_j}; 1 - \alpha\right)\right) - d_{\text{TV}}(S, S^i) \right] \\ &= \mathbb{E}\left[\sum_{i=1}^{n+1} w_i \cdot \mathbb{1}\left\{(S^i)_{n+1} \leq \text{Quantile}\left(\sum_{j=1}^{n+1} w_j \cdot \delta_{(S^i)_j}; 1 - \alpha\right)\right\}\right] - \sum_{i=1}^n w_i \cdot d_{\text{TV}}(S, S^i), \end{aligned}$$

where the first step simply applies the by definition of $\mathcal{C}(X_{n+1})$ for the weighted full conformal method, the second step uses the fact that $\sum_i w_i = 1$, and the inequality step uses the definition of total variation distance.

Our last task is to simplify the remaining expected value. Below we will prove that the following claim holds deterministically:

$$S_i \leq \text{Quantile}\left(\sum_{j=1}^{n+1} w_j \cdot \delta_{S_j}; 1 - \alpha\right) \implies (S^i)_{n+1} \leq \text{Quantile}\left(\sum_{j=1}^{n+1} w_j \cdot \delta_{(S^i)_j}; 1 - \alpha\right). \quad (7.9)$$

Assuming that this holds, we then have

$$\begin{aligned} &\mathbb{P}(Y_{n+1} \in \mathcal{C}(X_{n+1})) \\ &\geq \mathbb{E}\left[\sum_{i=1}^{n+1} w_i \cdot \mathbb{1}\left\{S_i \leq \text{Quantile}\left(\sum_{j=1}^{n+1} w_j \cdot \delta_{S_j}; 1 - \alpha\right)\right\}\right] - \sum_{i=1}^n w_i \cdot d_{\text{TV}}(S, S^i) \\ &\geq 1 - \alpha - \sum_{i=1}^n w_i \cdot d_{\text{TV}}(S, S^i), \end{aligned}$$

where the last step follows since, by definition of the weighted quantile, it must hold that

$$\sum_{i=1}^{n+1} w_i \cdot \mathbb{1}\left\{S_i \leq \text{Quantile}\left(\sum_{j=1}^{n+1} w_j \cdot \delta_{S_j}; 1 - \alpha\right)\right\} \geq 1 - \alpha,$$

which we can view as a weighted version of Fact 2.11(iii).

To complete the proof, we now need to verify (7.9). For $i = n + 1$ the claim holds trivially (since $S = S^{n+1}$), so we restrict our attention to the case $i \in [n]$. We will need the following result, which state without proof—we can view this result as a generalized version of the Replacement Lemma (recall Lemma 3.4):

Lemma 7.12

Let P_0, P_1 be any distributions on \mathbb{R} , and let

$$P = (1 - \epsilon) \cdot P_0 + \epsilon \cdot P_1$$

be their mixture, for some $\epsilon \in [0, 1]$. Then for any $x \in \mathbb{R}$, and any $\tau \in [0, 1]$,

$$x \leq \text{Quantile}(P; \tau) \implies x \leq \text{Quantile}((1 - \epsilon) \cdot P_0 + \epsilon \cdot \delta_x; \tau).$$

Now define $\epsilon = w_{n+1} - w_i$ (which is nonnegative by assumption), $P_1 = \delta_{S_{n+1}}$, and

$$P_0 = \frac{\sum_{j \in [n], j \neq i} w_j \cdot \delta_{S_j} + w_i \cdot (\delta_{S_i} + \delta_{S_{n+1}})}{1 - \epsilon}.$$

Then by Lemma 7.12 applied with $\tau = 1 - \alpha$,

$$S_i \leq \text{Quantile}((1 - \epsilon)P_0 + \epsilon P_1; 1 - \alpha) \implies S_i \leq \text{Quantile}((1 - \epsilon)P_0 + \epsilon \delta_{S_i}; 1 - \alpha). \quad (7.10)$$

By construction, we can verify that

$$(1 - \epsilon)P_0 + \epsilon P_1 = \sum_{j=1}^{n+1} w_j \cdot \delta_{S_j}$$

and similarly

$$(1 - \epsilon)P_0 + \epsilon \delta_{S_i} = \sum_{j \in [n], j \neq i} w_j \cdot \delta_{S_j} + w_{n+1} \cdot \delta_{S_i} + w_i \cdot \delta_{S_{n+1}}.$$

Therefore, applying the definition of the swapped score vector S^i , we see that (7.9) is exactly equivalent to (7.10), which completes the proof.

It is worth noting that this proof does not directly use the TV distance between the swapped datasets, but rather, only uses the TV distance between swapped score vectors, as in (7.8). Indeed, in many settings the bound (7.8) may be much stronger than the result stated in the theorem—for instance, in a time series setting, if the data is high-dimensional, we might expect that the total variation distance between high-dimensional data points Z_i and Z_{n+1} could be large, but the distributions of the corresponding scores $S_i, S_{n+1} \in \mathbb{R}$ might nonetheless be fairly similar.

7.5 A general outlook through weighted permutations

As a rejoinder, let us zoom out and reinterpret conformal prediction through weighted distributions over permutations. With this lens, we will see that it is possible to generalize conformal prediction to work with any joint distribution of the data. In particular, we now give an extension that applies even when the joint distribution and test point are not exchangeable, and the algorithm is not symmetric.

The fundamental idea is that if we know the probability of observing every ordering of the data points conditionally on their values, this is enough to run conformal prediction. To make this more concrete, we will again write $Z_i = (X_i, Y_i)$, and define $f : (\mathcal{X} \times \mathcal{Y})^{n+1} \rightarrow \mathbb{R}$ to be the joint density of (Z_1, \dots, Z_{n+1}) , with respect to some base measure on $\mathcal{X} \times \mathcal{Y}$ (in particular, if the data has a continuous joint distribution, then f is simply the joint density in the usual sense, while if the data is discrete, then f is the joint probability mass function). If we assume exchangeability, then f must be a symmetric function—but in this section,

we are working in a general setting where f may be arbitrary. Now recall that \widehat{P}_{n+1} denotes the empirical distribution of the $n + 1$ data points—informally, observing \widehat{P}_{n+1} means that we have observed the *collection* of data points Z_1, \dots, Z_{n+1} , but not their order, and in particular we do not know which one of these $n + 1$ data points is equal to the test point, Z_{n+1} . Then we can verify that the conditional distribution of the test point Z_{n+1} , given the empirical distribution \widehat{P}_{n+1} , is equal to

$$Z_{n+1} \mid \widehat{P}_{n+1} \sim \frac{1}{\sum_{\sigma \in \mathcal{S}_{n+1}} f(Z_{\sigma(1)}, \dots, Z_{\sigma(n+1)})} \sum_{\sigma \in \mathcal{S}_{n+1}} f(Z_{\sigma(1)}, \dots, Z_{\sigma(n+1)}) \cdot \delta_{Z_{\sigma(n+1)}}. \quad (7.11)$$

That is, once we fix the *values* of the data points, then we can explicitly describe the distribution of the test point in terms of their *ordering*, if we have knowledge of the joint density f . This is just a generalized version of weighted exchangeability, as in Proposition 7.6.

With this conditional distribution in hand, we can now construct prediction sets using a generalized form of weighted conformal prediction. First, we need some notation: let Z_1^y, \dots, Z_{n+1}^y index the dataset comprised of the training points and the hypothesized test point (X_{n+1}, y) , i.e.,

$$Z_i^y = Z_i, \quad i \in [n], \quad Z_{n+1}^y = (X_{n+1}, y),$$

so that the dataset \mathcal{D}_{n+1}^y is equal to $(Z_1^y, \dots, Z_{n+1}^y)$. Then for every $\sigma \in \mathcal{S}_{n+1}$, given a score function s , we define

$$w_\sigma^y = \frac{f(Z_{\sigma(1)}^y, \dots, Z_{\sigma(n+1)}^y)}{\sum_{\sigma' \in \mathcal{S}_{n+1}} f(Z_{\sigma'(1)}^y, \dots, Z_{\sigma'(n+1)}^y)}. \quad (7.12)$$

An important point is that we often do not need complete knowledge of f in order to compute these weights: for instance, if the data points are i.i.d. from an unknown distribution, we immediately have $w_\sigma^y \equiv \frac{1}{n+1}$.

Note that here the weight depends on the entire permutation σ , which includes the index $\sigma(n+1)$ assigned to the test point position but also the ordering of the training data points as well. In contrast, for covariate shift and label shift (studied in Section 7.2), the weights w_i^y depend only on a single index i , corresponding to the question of which data value is placed into the test point position.

With these weights defined, we now present a coverage guarantee for this general formulation.

Theorem 7.13

Let $(Z_1, \dots, Z_n, Z_{n+1}) \sim P$ for an arbitrary joint distribution P on $(\mathcal{X} \times \mathcal{Y})^{n+1}$, and let f be the joint density of this distribution with respect to any base measure on $\mathcal{X} \times \mathcal{Y}$. Fix any score function s (not necessarily symmetric), and define the prediction set

$$\mathcal{C}(X_{n+1}) = \{y : s((X_{n+1}, y); \mathcal{D}_{n+1}) \leq \hat{q}_w^y\} \text{ where } \hat{q}_w^y = \text{Quantile} \left(\sum_{\sigma \in \mathcal{S}_{n+1}} w_\sigma^y \delta_{s(Z_{\sigma(n+1)}^y; (\mathcal{D}_{n+1}^y)_\sigma)}; 1 - \alpha \right),$$

where the weights w_σ^y are defined as in (7.12), and where $(\mathcal{D}_{n+1}^y)_\sigma$ denotes the permuted dataset, $(Z_{\sigma(1)}^y, \dots, Z_{\sigma(n+1)}^y)$. Then,

$$\mathbb{P}(Y_{n+1} \in \mathcal{C}(X_{n+1})) \geq 1 - \alpha.$$

This result can be proved as a consequence of the calculation (7.11) above.

The consequence of this theorem is that if we are able to compute the weights in (7.12), then we can carry out conformal prediction, even though we may have nonexchangeable data and/or a nonsymmetric algorithm. However, this general version of the algorithm is not practically implementable without further structure, for both statistical reasons (we are assuming prior knowledge of the joint density f , so that the weights in (7.12) can be computed) and computational reasons (since computing the weights, and the quantile \hat{q}_w^y , involves performing calculations over $(n + 1)!$ many permutations σ). Nonetheless, it points toward an underlying structure that facilitates conformal prediction.

In particular, many of our preceding results can be viewed as special cases of this general formulation, where the statistical and computational challenges are simplified due to the structure of the specific setting. For example, in the case of covariate shift (Section 7.2.1), we have assumed that Z_1, \dots, Z_n are i.i.d. from some distribution P , and that the test distribution is a known covariate shift of P . In this case, the weights w_σ^y depend only on the known covariate shift but not the whole distribution f , so they can in principle be computed without full knowledge of f . Moreover, they can be computed efficiently—the weights w_σ^y in (7.12) depend on σ only through $\sigma(n+1)$. That is, for any $\sigma \in \mathcal{S}_{n+1}$ with $\sigma(n+1) = i$, we have $w_\sigma^y = w_i$, where the weight w_i is defined for the covariate shift setting in (7.1). Thus, covariate shift is a tractable special case of the general view.

In summary, this abstract viewpoint unifies existing cases of the conformal algorithm. In particular, exchangeable conformal prediction, and conformal prediction with covariate shift, label shift, or general train-test split, are all special cases. This unified framework can also be viewed as a roadmap for developing extensions to additional settings as well: it suggests that we can aim to identify more complex settings (e.g., if the data exhibits dependence over time) where the structure of the problem enables computation of the weights w_σ^y and the weighted quantiles \hat{q}_w^y , in order to be able to apply conformal methodology.

Bibliography

The weighted conformal algorithm introduced in Section 7.1 was proposed by Tibshirani et al. [2019], initially for the setting of covariate shift. In this chapter, we focus on weighted versions of the full and split conformal algorithms; relatedly, Prinster et al. [2022] develop a weighted version of jackknife+.

In the setting of a distribution shift between the training and test data (discussed in Section 7.2), the weighted conformal method for covariate shift and for label shift was studied by Tibshirani et al. [2019] and by Podkopaev and Ramdas [2021], respectively. These results have been applied to a range of statistical problems and settings, including causal inference (specifically, estimation of individualized treatment effects) [Lei and Candès, 2020, Jin et al., 2023], censored data and survival analysis [Candès et al., 2021, Gui et al., 2024], and adaptive learning [Fannjiang et al., 2022]. Results guaranteeing approximate coverage, in the setting where the distribution shift is only known approximately when we define the weights in the WCP algorithm, appear in many works in the literature, e.g., Lei and Candès [2020], Yang et al. [2022], Jin et al. [2023], Yin et al. [2021], Gui et al. [2024]. A different approach is taken by Cauchois et al. [2024], where they establish robustness of (unweighted) conformal prediction to bounded distribution shifts. As a technical note, the step (7.4) in our proofs (which we can view as a weighted version of Fact 2.11(ii)) is due to Harrison [2012].

Section 7.3 presents the localized conformal prediction method, which was developed by Guan [2023], and the randomly-localized conformal prediction method, due to Hore and Barber [2023]. In the case where s is a pretrained score function, Guan [2023] provides an efficient implementation of localized conformal prediction (i.e., for the conformalization procedure to determine the thresholds \tilde{q}^y in Algorithm 7.7). Both of these works also establish approximate test-conditional coverage guarantees for (randomly-)localized conformal prediction, namely, coverage when the test point is drawn from a small neighborhood. The results of Proposition 7.8, establishing that localized conformal prediction can be viewed as an instance of full conformal prediction, appears in Hore and Barber [2023].

The fixed-weight conformal prediction approach described in Section 7.4 is due to Barber et al. [2022]. In this book, we have presented a special case of that result, by focusing on the setting of a symmetric score function s ; the work of Barber et al. [2022] also extends to the case of non-symmetric s , as well.

Finally, in Section 7.5, we considered a more general viewpoint that unifies some of the results presented earlier in the chapter. Our exposition in this section follows ideas developed by Prinster et al. [2024], which explains the viewpoint of conformal prediction through weighted permutations; our results in this section extend further to allow nonsymmetric algorithms, drawing from the work of Tibshirani et al. [2019], Barber et al. [2022]. A related viewpoint is developed by Dobriban and Yu [2023], which extends the idea of distributional invariance under permutations to the more general setting of invariance under an arbitrary group action.

Chapter 8

Online Conformal Prediction

So far, we have been discussing conformal prediction in the batch setting: that is, after obtaining a training dataset \mathcal{D}_n comprising n data points, we then train conformal prediction on this dataset to provide predictive inference on future test points. On the other hand, there are many applications where we observe data points *online* (i.e., sequentially), and conformal prediction can be extended to this setting. More precisely, imagine at time t , we have observed data points, $(X_1, Y_1), \dots, (X_{t-1}, Y_{t-1})$, and the covariate X_t for the next data point in the series, and need to construct a prediction set $\mathcal{C}_t(X_t)$ for Y_t . Then at time $t + 1$, we add the newly observed data point (X_t, Y_t) into our dataset, and the process repeats. In this new setting, unique problems arise relating to constructing multiple prediction sets, while reusing data, all under potentially shifting distributions. This chapter describes some solutions to these problems.

8.1 Online conformal prediction with exchangeable data

We first consider the case where we have a sequence of data points $(X_1, Y_1), (X_2, Y_2), \dots, (X_T, Y_T)$ that are exchangeable. At each time step t , we have seen $(X_1, Y_1), \dots, (X_{t-1}, Y_{t-1})$ and the next feature vector X_t , and we would like to construct a prediction set $\mathcal{C}_t(X_t)$ for the as-yet-unseen response Y_t with correct coverage:

$$\mathbb{P}(Y_t \in \mathcal{C}_t(X_t)) \geq 1 - \alpha. \quad (8.1)$$

To this end, suppose we generate prediction sets at each step with full conformal prediction in the usual way. That is, $\mathcal{C}_t(X_t)$ is the output of Algorithm 3.3 on training data $(X_1, Y_1), \dots, (X_{t-1}, Y_{t-1})$ with test point X_t , implemented with some choice of the score function s . (For completeness, we note that at time $t = 1$, there are zero training points; applying Algorithm 3.3 would then necessarily lead to an uninformative prediction set, $\mathcal{C}_1(X_1) = \mathcal{Y}$, but this is nonetheless well-defined.)

An immediate consequence of the validity of conformal prediction (Theorem 3.2) is that for each t , the coverage property in (8.1) holds. Interestingly, we will now see that this algorithm has desirable properties beyond this basic marginal coverage result. We will use the notation

$$\text{err}_t = \begin{cases} 1 & \text{if } Y_t \notin \mathcal{C}_t(X_t) \\ 0 & \text{if } Y_t \in \mathcal{C}_t(X_t) \end{cases} \quad (8.2)$$

to denote the event that we make a miscoverage at time step t . Our marginal coverage property in (8.1) then equivalent to the statement that $\mathbb{E}[\text{err}_t] \leq \alpha$ for all t . This by itself is not enough to imply that the average coverage of this procedure for a large sequence of data points (i.e., averaging err_t over a long range of times t) would concentrate around $1 - \alpha$; since each data point t is reused in constructing $\mathcal{C}_{t'}$ for every $t' > t$, the coverage events would appear to be dependent in a complex way.

A surprising and deep result about conformal prediction is that the events err_t are in fact independent across different time steps.

Theorem 8.1: Independence of errors for online conformal

Suppose $(X_1, Y_1), (X_2, Y_2), \dots, (X_T, Y_T)$ are exchangeable, the score function s is symmetric, and the scores are distinct almost surely at each time t (i.e., at each $t \in [T]$, it holds almost surely that $s((X_i, Y_i); \mathcal{D}_t)$ are distinct over all $i \in [t]$). Then the miscoverage events err_t as defined above are mutually independent.

Here \mathcal{D}_t denotes the dataset comprised of the first t data points, $\mathcal{D}_t = ((X_1, Y_1), \dots, (X_t, Y_t))$, for each $t \in [T]$.

This is a consequence of the slightly more general result that the conformal p-values at each step are independent. To be explicit, the conformal p-value at time step t is defined as

$$p_t = \frac{\sum_{i=1}^t \mathbb{1}\{s((X_i, Y_i); \mathcal{D}_t) \geq s((X_t, Y_t); \mathcal{D}_t)\}}{t}. \quad (8.3)$$

Theorem 8.2: Independence of online conformal p-values

Suppose $(X_1, Y_1), (X_2, Y_2), \dots, (X_T, Y_T)$ are exchangeable, the score function s is symmetric, and the scores are distinct almost surely at each time t . Then, p_t is distributed as a discrete random variable on $\{1/t, 2/t, \dots, 1\}$, and p_1, \dots, p_T are mutually independent.

Note that Theorem 8.1 follows directly from Theorem 8.2 because err_t is a function of p_t : namely, recalling Proposition 3.8, it holds that $\text{err}_t = \mathbb{1}\{p_t \leq \alpha\}$.

Proof of Theorem 8.2

Fix any $t \in [T]$. For any permutation $\sigma \in \mathcal{S}_t$, define the corresponding permutation $\tilde{\sigma} \in \mathcal{S}_T$ as

$$\tilde{\sigma}(i) = \begin{cases} \sigma(i), & i \leq t, \\ i, & i > t. \end{cases}$$

By exchangeability of the data, it holds that

$$(X_1, Y_1), \dots, (X_t, Y_t), (X_{t+1}, Y_{t+1}), \dots, (X_T, Y_T) \stackrel{d}{=} (X_{\sigma(1)}, Y_{\sigma(1)}), \dots, (X_{\sigma(t)}, Y_{\sigma(t)}), (X_{t+1}, Y_{t+1}), \dots, (X_T, Y_T)$$

for any $\sigma \in \mathcal{S}_t$. Equivalently, defining the data set $\mathcal{D}_T = ((X_1, Y_1), \dots, (X_T, Y_T))$, it holds that

$$\mathcal{D}_T \stackrel{d}{=} (\mathcal{D}_T)_{\tilde{\sigma}},$$

where $(\mathcal{D}_T)_{\tilde{\sigma}}$ is obtained from \mathcal{D}_T by permuting the data points according to $\tilde{\sigma}$ —that is, its i th data point is $(X_{\tilde{\sigma}(i)}, Y_{\tilde{\sigma}(i)})$.

From this point on, we will write the p-value at time t as $p_t(\mathcal{D}_T)$, to make explicit its dependence on the dataset \mathcal{D}_T (the definition of this p-value is still given by (8.3), as before). Our goal, then, is to verify the claims of the theorem for p-values $p_1(\mathcal{D}_T), \dots, p_T(\mathcal{D}_T)$.

A key observation is that, for any $\sigma \in \mathcal{S}_t$, defining $\tilde{\sigma}$ as above we have

$$p_{t'}(\mathcal{D}_T) = p_{t'}((\mathcal{D}_T)_{\tilde{\sigma}}) \quad (8.4)$$

for all $t' \in \{t+1, \dots, T\}$. That is, p-values at later times $t' > t$ are not affected by permuting the first t data points. To show (8.4), observe that for computing $p_{t'}((\mathcal{D}_T)_{\tilde{\sigma}})$, the score function s is trained on the data set $((X_{\tilde{\sigma}(i)}, Y_{\tilde{\sigma}(i)}))_{i \in [t']}$, which comprises the first t' data points within the dataset $(\mathcal{D}_T)_{\tilde{\sigma}}$. But since $\tilde{\sigma}$ maps $[t']$ to $[t']$ (since $t' > t$, and $\tilde{\sigma}(i) = i$ for all $i > t$), this

means that $((X_{\tilde{\sigma}(i)}, Y_{\tilde{\sigma}(i)}))_{i \in [t']}$ is simply a permutation of the first t' entries of the original dataset—that is, it is simply a permutation of $\mathcal{D}_{t'}$. Since s is a symmetric score function, we can therefore calculate

$$\begin{aligned} p_{t'}((\mathcal{D}_T)_{\tilde{\sigma}}) &= \frac{\sum_{i=1}^{t'} \mathbb{1} \{s((X_{\tilde{\sigma}(i)}, Y_{\tilde{\sigma}(i)}); \mathcal{D}_{t'}) \geq s((X_{\tilde{\sigma}(t')}, Y_{\tilde{\sigma}(t')}); \mathcal{D}_{t'})\}}{t'} \\ &= \frac{\sum_{i=1}^{t'} \mathbb{1} \{s((X_{\tilde{\sigma}(i)}, Y_{\tilde{\sigma}(i)}); \mathcal{D}_{t'}) \geq s((X_{t'}, Y_{t'}); \mathcal{D}_{t'})\}}{t'} \text{ since } \sigma(t') = t' \\ &= \frac{\sum_{i=1}^{t'} \mathbb{1} \{s((X_i, Y_i); \mathcal{D}_{t'}) \geq s((X_{t'}, Y_{t'}); \mathcal{D}_{t'})\}}{t'} \text{ since } \tilde{\sigma} \text{ maps } [t'] \text{ to } [t'] \\ &= p_{t'}(\mathcal{D}_T). \end{aligned}$$

With this in hand, we now establish independence. For any $t \leq T$ and any $j_t \in [t], j_{t+1} \in [t+1], \dots, j_T \in [T]$, we have

$$\begin{aligned} &\mathbb{P}(p_t(\mathcal{D}_T) = j_t/t, p_{t+1}(\mathcal{D}_T) = j_{t+1}/(t+1), \dots, p_T(\mathcal{D}_T) = j_T/T) \\ &= \frac{1}{t!} \sum_{\sigma \in \mathcal{S}_t} \mathbb{P}(p_t((\mathcal{D}_T)_{\tilde{\sigma}}) = j_t/t, p_{t+1}((\mathcal{D}_T)_{\tilde{\sigma}}) = j_{t+1}/(t+1), \dots, p_T((\mathcal{D}_T)_{\tilde{\sigma}}) = j_T/T) \\ &= \mathbb{E} \left[\frac{1}{t!} \sum_{\sigma \in \mathcal{S}_t} \mathbb{1} \{p_t((\mathcal{D}_T)_{\tilde{\sigma}}) = j_t/t, p_{t+1}((\mathcal{D}_T)_{\tilde{\sigma}}) = j_{t+1}/(t+1), \dots, p_T((\mathcal{D}_T)_{\tilde{\sigma}}) = j_T/T\} \right] \\ &= \mathbb{E} \left[\left(\frac{1}{t!} \sum_{\sigma \in \mathcal{S}_t} \mathbb{1} \{p_t((\mathcal{D}_T)_{\tilde{\sigma}}) = j_t/t\} \right) \mathbb{1} \{p_{t+1}(\mathcal{D}_T) = j_{t+1}/(t+1), \dots, p_T(\mathcal{D}_T) = j_T/T\} \right] \\ &= \frac{1}{t} \mathbb{P}(p_{t+1}(\mathcal{D}_T) = j_{t+1}/(t+1), \dots, p_T(\mathcal{D}_T) = j_T/T), \end{aligned}$$

where the first step holds by exchangeability of the data (i.e., $\mathcal{D}_T \stackrel{d}{=} (\mathcal{D}_T)_{\tilde{\sigma}}$ for all $\sigma \in \mathcal{S}_t$), the next-to-last step holds from the calculation (8.4) above, and the last equality follows from the fact that

$$\frac{1}{t!} \sum_{\sigma \in \mathcal{S}_t} \mathbb{1} \{p_t((\mathcal{D}_T)_{\tilde{\sigma}}) = j_t/t\} = \frac{1}{t},$$

i.e., out of $t!$ many permutations $\sigma \in \mathcal{S}_t$, exactly $(t-1)!$ many of them have the t -th score appearing in rank j_t (note that we are using our assumption that the scores at time t are distinct almost surely). This shows that $p_t(\mathcal{D}_T)$ has the desired discrete uniform distribution, and is independent of $(p_{t+1}(\mathcal{D}_T), \dots, p_T(\mathcal{D}_T))$. Finally, starting at $t = T$ and proceeding backward, by induction we conclude $(p_1(\mathcal{D}_T), \dots, p_T(\mathcal{D}_T))$ are mutually independent.

This result is important since it implies that conformal prediction in the online setting will have total coverage approaching $1 - \alpha$:

Corollary 8.3: Average coverage of online conformal

Suppose $(X_1, Y_1), (X_2, Y_2), \dots$ are exchangeable, the score function is symmetric, and the scores are distinct almost surely at each time t ,

$$\frac{1}{T} \sum_{t=1}^T \mathbb{1}\{Y_t \in \mathcal{C}_t(X_t)\} \rightarrow 1 - \alpha,$$

almost surely as $T \rightarrow \infty$.

This result follows from Theorem 8.1 and the law of large numbers. There is a minor subtlety here in that $\mathbb{E}[\text{err}_t]$ is not exactly the same for each t —rather, it is some value lying in the range $(\alpha - 1/t, \alpha]$. Nonetheless, this is easily handled. More refined versions of this result can be given with Hoeffding’s inequality and other refinements of the law of large numbers.

If we do not assume that the scores are distinct almost surely at each time t , then it may no longer be the case that the p-values p_t are independent. Nonetheless, due to the fact that conformal prediction can only become more conservative in the presence of ties, and thus a more conservative version of Corollary 8.3 holds: if $(X_1, Y_1), (X_2, Y_2), \dots$ are exchangeable, then

$$\liminf_{T \rightarrow \infty} \frac{1}{T} \sum_{t=1}^T \mathbb{1}\{Y_t \in \mathcal{C}_t(X_t)\} \geq 1 - \alpha,$$

almost surely.

These powerful results show that we can reliably use conformal prediction to construct a sequence of prediction intervals in the online exchangeable setting. Moreover, having independent p-values at each time step facilitates other goals when analyzing a sequence of data, which is the focus of the next section.

Online conformal without online training? Throughout this section, we have assumed that each test point is added to the training set for the next time step—that is, at time t the point (X_t, Y_t) is the test point, but at time $t + 1$ (and beyond), this same point (X_t, Y_t) is now part of the training set. In some settings, it may not be possible or desirable to add the test data into the training set in this online way. The independence results of this section may no longer apply; if the test points $t = n + 1, n + 2, \dots$ are all compared to the *same* training set $((X_i, Y_i))_{i \in [n]}$ the conformal p-values p_{n+1}, p_{n+2}, \dots will be dependent. We refer the reader to Chapter 10.2 for results that characterize the dependence among the p-values for this setting.

8.2 Testing exchangeability online

We next consider the ability to test the exchangeability hypothesis online—an important task when monitoring the online deployment of learning algorithms to identify the presence of distribution shift, especially those harmful shifts that affect the errors of an algorithm. In this section, we show how to test this hypothesis using the conformal p-values from (8.3). More concretely, given a stream of data $(X_1, Y_1), (X_2, Y_2), \dots$ (with finite or infinite length), we would like to detect any failure of exchangeability in this data stream—for instance, due to a sudden changepoint.

The main message is that the conformal p-values can be combined in such a way that, under exchangeability, the resulting statistic is a supermartingale. Any supermartingale will generally take only small values, so large values of this statistic constitute evidence against the null hypothesis of exchangeability. In this section, we show how to define such supermartingales and how to use them to test the hypothesis of exchangeability online.

Definition 8.4: Supermartingale

A (finite or infinite) sequence of random variables M_1, M_2, \dots is a supermartingale if, for all t , $\mathbb{E}[|M_t|] < \infty$ and, for all $t \geq 2$,

$$\mathbb{E}[M_t \mid M_1, \dots, M_{t-1}] \leq M_{t-1}.$$

Essentially, a supermartingale is a sequence of random variables whose average is getting no larger over time. (If the inequality above is replaced by an equality, then this sequence is called a martingale.) An important fact about supermartingales that we will soon use is *Ville's inequality*: if M_1, M_2, \dots is a nonnegative supermartingale, then for any $a > 0$,

$$\mathbb{P}\left(\sup_{t \geq 1} M_t \geq a\right) \leq \frac{\mathbb{E}[M_1]}{a}. \quad (8.5)$$

For the problem of testing the hypothesis of exchangeability, we need to define a sequence M_t which is large if the hypothesis is violated, but is a supermartingale if the hypothesis holds. Fortunately, by Theorem 8.2 above, the conformal p-values are independent for an exchangeable stream of data points, and constructing supermartingales using independent p-values can be relatively simple, as we see in this next example:

Proposition 8.5

Consider the (finite or infinite) sequence of conformal p-values p_1, p_2, \dots from (8.3), constructed on a (finite or infinite) streaming dataset $(X_1, Y_1), (X_2, Y_2), \dots$. Assume the data are exchangeable and the score function is symmetric. Then, if the scores are distinct almost surely at each time t , the sequence

$$M_t = \prod_{t'=1}^t 2(1 - p_{t'})$$

is a supermartingale.

Proof of Proposition 8.5

Since $p_t \in [0, 1]$ for all t , M_t is bounded almost surely for each t and thus satisfies $\mathbb{E}[|M_t|] < \infty$. We also have $M_t = M_{t-1} \cdot 2(1 - p_t)$ by definition, and thus, under exchangeability,

$$\mathbb{E}[M_t \mid M_1, \dots, M_{t-1}] = \mathbb{E}[M_{t-1} \cdot 2(1 - p_t) \mid M_1, \dots, M_{t-1}] = M_{t-1} \cdot \mathbb{E}[2(1 - p_t) \mid M_1, \dots, M_{t-1}].$$

Finally, we have

$$\mathbb{E}[2(1 - p_t) \mid M_1, \dots, M_{t-1}] \leq 1,$$

since, by Theorem 8.2, p_t is superuniform (i.e., $\mathbb{P}(p_t \leq \tau) \leq \tau$ for all $\tau \in [0, 1]$), and is independent from p_1, \dots, p_{t-1} (and is thus independent from M_1, \dots, M_{t-1}).

Thus, the values M_t will be small under the hypothesis of exchangeability. Alternatively, if the data contains strong evidence against exchangeability, the p-values p_t will likely be small, and thus the sequence M_t could potentially become quite large as t increases. This intuition can be formalized into a statistical test for exchangeability based on Ville's inequality, as we will see next. Of course, this particular definition of M_t is only one specific (and very simple) example; the design of powerful supermartingales is an active topic of research, and this next theorem applies to a more general recipe for constructing the sequence M_t .

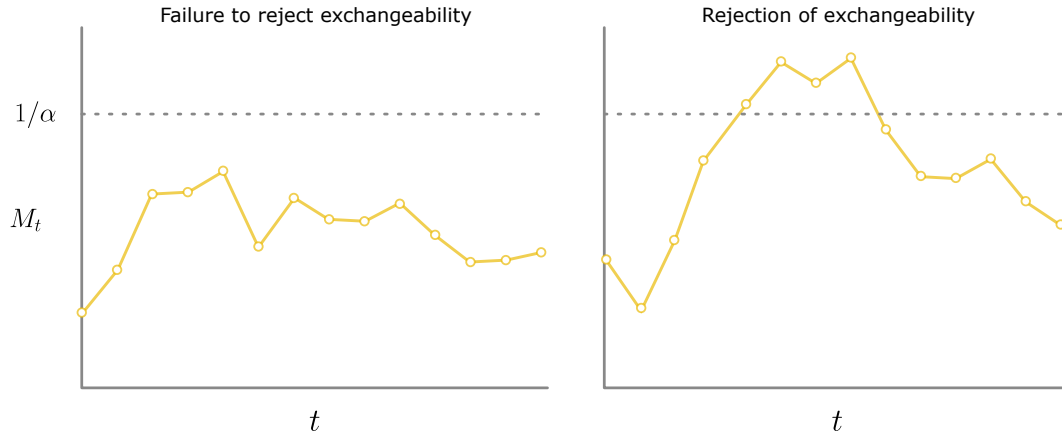


Figure 8.1: **The online test for exchangeability.** We apply the online test for exchangeability to two example draws from the same supermartingale. On the left-hand side is a draw for which the test does not reject the null hypothesis of exchangeability, because the realized value of the supermartingale never goes above $1/\alpha$. On the right, the hypothesis of exchangeability is rejected, since the realized value of the supermartingale goes above $1/\alpha$ at some point in its history. The situation on the right can only happen with at most probability $1 - \alpha$ under the null, and the null can be rejected at the first time the martingale goes above $1/\alpha$.

Theorem 8.6: Online test for exchangeability

Let $f_t : [0, 1] \rightarrow [0, \infty)$ be any sequence of nonincreasing functions such that $\int_{r=0}^1 f_t(r) dr \leq 1$. Let $(X_1, Y_1), (X_2, Y_2), \dots$ be a (finite or infinite) sequence of data points, and let

$$M_t = \prod_{t'=1}^t f_{t'}(p_{t'}), \quad (8.6)$$

where we define the conformal p-values p_t as in (8.3). Then, if the data points are exchangeable, the score function is symmetric, and the scores are distinct almost surely at each time t , the sequence M_t is a supermartingale. Moreover, under the same assumptions, for any $\alpha \in [0, 1]$ we have

$$\mathbb{P} \left(\sup_t M_t \geq 1/\alpha \right) \leq \alpha.$$

Theorem 8.6 tells us that, under exchangeability, with probability $\geq 1 - \alpha$ the supermartingale M_t constructed in (8.6) never passes the threshold $\mathbb{E}[M_1]/\alpha$ over its entire time of existence. Thus, it implies a simple algorithm for detecting distribution shift online:

1. Choose functions f_1, f_2, \dots as specified in Theorem 8.6 (for example, we might take $f_t(r) = 2(1 - r)$ as in Proposition 8.5).
2. At each time $t = 1, 2, \dots$:
 - Observe the new data point (X_t, Y_t) , compute conformal p-value p_t , and compute M_t .
 - If $M_t \geq 1/\alpha$, reject the hypothesis of exchangeability. Otherwise, continue to the next time.

See Figure 8.1 for an illustration of this procedure.

Proof of Theorem 8.6

First, we verify that M_t is a supermartingale. For each $t \geq 1$ we have

$$\mathbb{E}[f_t(p_t)] \leq \int_{r=0}^1 f_t(r) \, dr \leq 1,$$

where the first step holds since p_t is superuniform according to Theorem 8.2, and f_t is nondecreasing. Next, we observe that $M_t = M_{t-1} \cdot f_t(p_t)$ for each t , and so

$$\mathbb{E}[M_t \mid M_1, \dots, M_{t-1}] = M_{t-1} \cdot \mathbb{E}[f_t(p_t) \mid M_1, \dots, M_{t-1}] = M_{t-1} \cdot \mathbb{E}[f_t(p_t)] \leq M_{t-1},$$

where the next-to-last step holds since p_t is independent from p_1, \dots, p_{t-1} (and therefore, from M_1, \dots, M_{t-1}) by Theorem 8.2. Thus M_t is a supermartingale. (Since M_t is nonnegative, and $\mathbb{E}[M_t] \leq 1$, we have also verified $\mathbb{E}[|M_t| < \infty]$.) Finally, the last claim holds by applying Ville's inequality (8.5).

As we can see in the proof above, the bound α , bounding the probability of a false rejection of the hypothesis of exchangeability, is due simply to Ville's inequality. This would hold for any supermartingale—so why was conformal prediction critical? The role of conformal prediction is that allows us to reuse the same data over time for every test of exchangeability without having to pay an explicit multiplicity penalty for data reuse. This is because of the independence of the conformal p-values (Theorem 8.2), as used in the proof of Proposition 8.5. This is one of the most unique and powerful features of conformal prediction.

As an example, suppose the conformal score at each step is simply the value of y : $s((x, y); \mathcal{D}) = y$. In this case, the conformal p-value p_t is a re-scaling of the rank of the new data point Y_t relative to those seen previously. We can take these p-values and construct the exchangeability supermartingale M_t as in Proposition 8.5 in order to test for exchangeability. It is clear that M_t will grow if we frequently observe small p-values, which corresponds to seeing values of Y_t that are smaller than most of the previous observed values Y_1, \dots, Y_{t-1} . Thus, we expect this to detect violations of exchangeability where the values of Y_t are trending down. More broadly, Theorem 8.6 has practical ramifications for the problem of changepoint detection: if the conformal score function is constructed to measure some notion of error of the data point (X_t, Y_t) relative to a trained model, then online tests for exchangeability allow us to identify deviations of the error from its typical behavior.

Finally, we note that while all results in Sections 8.1 and 8.2 are stated under the assumption that scores are distinct almost surely at each time t , the results can be generalized to remove this assumption (in particular, in Chapter 9 we will learn a randomized mechanism for breaking ties, under which the conformal p-values p_t become i.i.d. uniform).

8.3 Prediction sets for adversarial sequences

The previous sections have dealt with online conformal prediction for exchangeable sequences. Recent efforts have aimed to generalize beyond that setting, to one where the incoming sequence of data points $(X_1, Y_1), (X_2, Y_2), \dots$ is arbitrary—the data points might be drawn from distributions that change over time (i.e., non-i.i.d. data), or might even be deterministic rather than random. Because we do not want to make any distributional assumptions in this setting, the best one can generally hope for is a form of *long-run coverage*, i.e., that a large fraction of the prediction sets $\mathcal{C}_t(X_t)$ contain Y_t . A recently developed line of work has leveraged conformal prediction to achieve guarantees of the form

$$\left| \frac{1}{T} \sum_{t=1}^T \text{err}_t - \alpha \right| \rightarrow 0,$$

meaning that, on average, the miscoverage rate is essentially equal to α —without any assumption of exchangeability or, indeed, even assuming that the data is randomly generated at all.

How is this setup related to conformal prediction? The prediction sets \mathcal{C}_t studied in this section will be of the form

$$\mathcal{C}_t(X_t) = \{y : s_t(X_t, y) \leq q_t\},$$

where the subscript t indicates a dependence on all previous time steps $1, 2, \dots, t-1$. That is, the score function s_t , and the threshold q_t , may be designed in a way that depends on the previous data. Conformal prediction uses exactly this set construction—specifically, by taking $q_t = \text{Quantile}(s_t(X_1, Y_1), \dots, s_t(X_{t-1}, Y_{t-1}); (1 - \alpha)(1 + 1/(t - 1)))$, if we define $s_t(x, y) = s(x, y)$ then we recover split conformal prediction (for a pretrained score function s), while defining $s_t(x, y) = s((x, y); ((X_1, Y_1), \dots, (X_{t-1}, Y_{t-1}), (x, y)))$ recovers the full conformal prediction set (for an arbitrary conformal score function s).

In the adversarial sequence setting, where the data may no longer be exchangeable (e.g., if the distribution changes over time), we will deviate from this specific construction of s_t and q_t : we will allow the score functions s_t to be chosen arbitrarily, and the thresholds q_t will then be defined in an online way. Specifically, after initializing at any value $q_1 \in [0, B]$, for each $t \geq 2$ the threshold q_t will be defined as follows:

$$q_{t+1} = q_t + \eta_t(\text{err}_t - \alpha), \quad (8.7)$$

with err_t defined as in (8.2). This *quantile tracking* algorithm does something very simple: when we fail to cover (i.e., $\text{err}_t = 1$), it increases the conformal quantile in the next time step, to be slightly more conservative. Alternatively, when we cover (i.e., $\text{err}_t = 0$), we decrease the next quantile, to be slightly less conservative. This construction leads to the following guarantee on average coverage.

Theorem 8.7

Consider an arbitrary sequence of data points $(X_1, Y_1), (X_2, Y_2), \dots$, and sequence of score functions s_1, s_2, \dots satisfying $s_t(x, y) \in [0, B]$ for all t and (x, y) . Furthermore, let the sequence of step sizes η_t be any nonincreasing positive sequence. Then, for all $T \geq 1$, it holds that

$$\frac{1}{T} \sum_{t=1}^T \text{err}_t \in \left[\alpha \pm \frac{B + \eta_1}{\eta_T T} \right].$$

In other words, for a constant step size, our historical error concentrates to α at a fast rate of $\mathcal{O}(1/T)$. We emphasize that this result holds deterministically, for any sequence of data points and any choice of score functions s_t . In particular, we have not assumed exchangeability: by adjusting the threshold q_t based on the method's coverage over past data points, the procedure is able to maintain approximately the desired coverage level over time, even under distribution shift or other non-exchangeable settings.

Proof of Theorem 8.7

Step 1: The iterates are bounded. We will first show that $q_t \in [-\eta_1\alpha, B + \eta_1(1 - \alpha)]$ deterministically for all t . Since $q_1 \in [0, B]$ by definition, this must hold at $t = 1$. Now suppose that the statement fails for the first time at some $t \geq 2$. Assume for the sake of contradiction that $q_t > B + \eta_1(1 - \alpha)$; since t is the first time the statement fails, we also have $q_{t-1} \leq B + \eta_1(1 - \alpha)$. Since $q_t > q_{t-1}$ we must have that $\text{err}_{t-1} = 1$ by (8.7). But, since $\eta_t \leq \eta_{t-1}$, we have $q_{t-1} = q_t - \eta_t(1 - \alpha) \geq q_t - \eta_1(1 - \alpha) > B$, and so

$$\text{err}_{t-1} = \mathbb{1}\{s_{t-1}(X_{t-1}, Y_{t-1}) > q_{t-1}\} \leq \mathbb{1}\{s_{t-1}(X_{t-1}, Y_{t-1}) > B\} = 0,$$

since scores are bounded by B . This is a contradiction. The other side follows a similar argument.

Step 2: Simultaneous bounds on the weighted coverage gap. Examining the form

of (8.7), we can see that for all $T_1 \geq T_0 \geq 1$,

$$q_{T_1+1} - q_{T_0} = \sum_{t=T_0}^{T_1} \eta_t (\text{err}_t - \alpha). \quad (8.8)$$

Since both q_{T_1+1} and q_{T_0} are bounded by Step 1, we then have

$$\left| \sum_{t=T_0}^{T_1} \eta_t (\text{err}_t - \alpha) \right| = |q_{T_1+1} - q_{T_0}| \leq B + \eta_1.$$

Step 3: Bounding the long-run coverage gap. Set $\eta_0 = \infty$ for convenience, so that

$$\frac{1}{\eta_t} = \sum_{r=1}^t \left(\frac{1}{\eta_r} - \frac{1}{\eta_{r-1}} \right)$$

holds for all $t = 1, \dots, T$. We calculate

$$\begin{aligned} \left| \frac{1}{T} \sum_{t=1}^T (\text{err}_t - \alpha) \right| &= \left| \frac{1}{T} \sum_{t=1}^T \frac{1}{\eta_t} \eta_t (\text{err}_t - \alpha) \right| \\ &= \left| \frac{1}{T} \sum_{t=1}^T \sum_{r=1}^t \left(\frac{1}{\eta_r} - \frac{1}{\eta_{r-1}} \right) \eta_t (\text{err}_t - \alpha) \right| \\ &= \left| \frac{1}{T} \sum_{r=1}^T \left(\frac{1}{\eta_r} - \frac{1}{\eta_{r-1}} \right) \sum_{t=r}^T \eta_t (\text{err}_t - \alpha) \right| \\ &\leq \frac{1}{T} \sum_{r=1}^T \left(\frac{1}{\eta_r} - \frac{1}{\eta_{r-1}} \right) \left| \sum_{t=r}^T \eta_t (\text{err}_t - \alpha) \right| \\ &\leq \frac{B + \eta_1}{T} \sum_{r=1}^T \left(\frac{1}{\eta_r} - \frac{1}{\eta_{r-1}} \right) \\ &= \frac{B + \eta_1}{\eta_T T}, \end{aligned}$$

where the first inequality holds since η_t is a nonnegative nonincreasing sequence, and the second inequality holds from the calculation in Step 2 above.

The key idea of the proof is that the quantile q_t is deterministically bounded over all times t . Since q_T is equal to the (reweighted) long-run coverage gap as in (8.8), this implies that the number of historical errors cannot be too large. See Figure 8.2 for a visual intuition.

When implementing this method in practice, how should the step sizes η_t be defined? This choice depends on the context, and different choices lead to different flavors of guarantees. When tracking a highly varying score sequence, such as one generated by a dynamical system, it can make sense to think of the quantile tracker as a control algorithm and pick a non-decaying $\eta_t = \eta$ for some constant η , or even one that adapts to the score sequence. However, this can lead to quantiles q_t that fluctuate wildly, yielding many infinite-size sets and empty sets.

Alternatively, in the style of online learning, we might choose $\eta_t \propto t^{-(1/2+\epsilon)}$, for some small $\epsilon > 0$. This choice of η_t allows the quantile to adapt to distribution drift (since Theorem 8.7 guarantees average error $\lesssim T^{-(1/2-\epsilon)}$ at each time T), while stabilizing the quantile and even converging when possible.

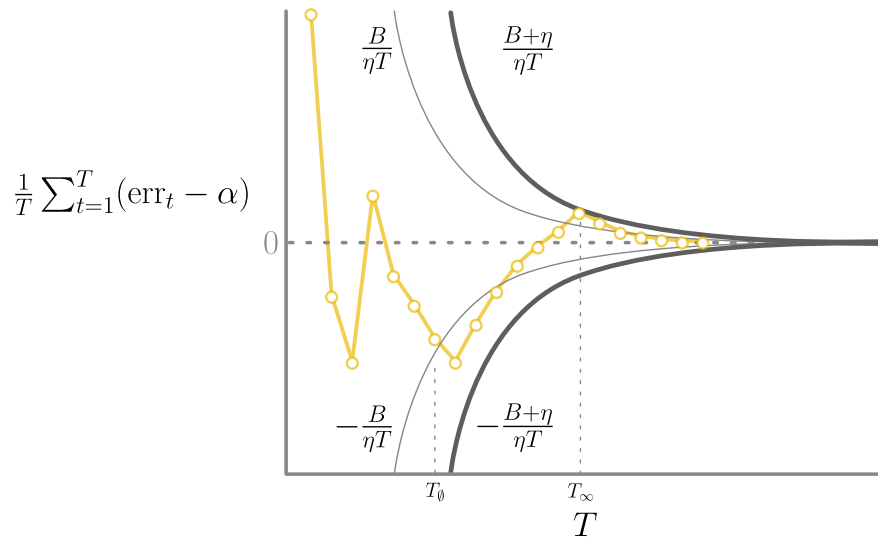


Figure 8.2: **The long-run coverage gap.** The yellow line displays the long-run coverage gap $\frac{1}{T} \sum_{t=1}^T \text{err}_t - \alpha$ over time T . The procedure is initialized with $q_1 = 0$ and run with a fixed step size $\eta_t = \eta$. By (8.8), the coverage gap at time T is equal to $\frac{q_{T+1}}{\eta T}$. The thick gray lines at $\frac{B+\eta}{\eta T}$ define a deterministic envelope for the long-term coverage gap; the proof says that the yellow line can never leave the envelope. The thin gray envelope defines the region where $q_{T+1} > B$ (top) or $q_{T+1} < 0$ (bottom). One way to understand the proof of coverage is that, once the yellow line leaves the thin gray envelope, it is forced to return—because the next prediction set \mathcal{C}_{T+1} will be \mathcal{Y} (if $q_{T+1} > B$) or \emptyset (if $q_{T+1} < 0$), forcing the miscoverage to move back towards the target value α in the next step.

The i.i.d. setting. In the setting of i.i.d. data, we can formalize our empirical observation that a fixed step size $\eta_t \equiv \eta$ leads to fluctuating behavior while a decaying sequence η_t offers more stability. In particular, consider a setting where $(X_t, Y_t) \stackrel{\text{i.i.d.}}{\sim} P$ (for some distribution P), and where the score functions $s_t : \mathcal{X} \times \mathcal{Y} \rightarrow [0, B]$ are trained online—that is, s_t may depend on the earlier data, $(X_1, Y_1), \dots, (X_{t-1}, Y_{t-1})$ (which includes the setting of applying split or full conformal prediction at each time t , as discussed earlier). For any function s , let F_s denote the CDF of $s(X, Y)$, under $(X, Y) \sim P$. At each time t , this means that the probability of coverage for the next data point (X_t, Y_t) is given by $F_{s_t}(q_t)$. We state the following result without proof:

Theorem 8.8

Under the assumptions and notation above, if $\eta_t \equiv \eta$ for some $\eta > 0$, we have

$$\liminf_{t \rightarrow 0} F_{s_t}(q_t) = 0, \quad \limsup_{t \rightarrow 0} F_{s_t}(q_t) = 1$$

almost surely. On the other hand, if η_t is a nonnegative sequence with $\sum_t \eta_t = \infty$ and $\sum_t \eta_t^2 < \infty$, then for any continuous CDF F , it holds almost surely that

$$\text{If } F_{s_t} \rightarrow F \text{ then } F_{s_t}(q_t) \rightarrow 1 - \alpha.$$

In other words, a constant step size leads to infinitely many oscillations between undercoverage and overcoverage (e.g., $\mathcal{C}_t(X_t) = \emptyset$ and $\mathcal{C}_t(X_t) = \mathcal{Y}$). On the other hand, an appropriately chosen decaying sequence of step sizes, such as $\eta_t \propto t^{-(1/2+\epsilon)}$, for some small $\epsilon > 0$, leads to convergence to the desired coverage rate, as long as the score functions s_t converge (for instance, if $s_t(x, y) = |y - \hat{f}_t(x)|$ is a residual score for some fitted regression model \hat{f}_t , then we are effectively assuming that the \hat{f}_t 's converge to some fixed function).

Bibliography

Our exposition of the independence of p-values and testing exchangeability online follows that of [Vovk et al. \[2005\]](#). The independence of online p-values for exchangeable sequences is a foundational result due to [Vovk \[2002\]](#). Testing exchangeability online using conformal p-values was introduced in [Vovk et al. \[2003b\]](#). The martingale we present in Section 8.2 is only for illustrative purposes; more powerful and efficient martingales are available in [Vovk et al. \[2005\]](#) and [Ramdas et al. \[2022\]](#). This work builds on martingale theory, particularly Ville's inequality [[Ville, 1939](#)]. We refer the reader to [Williams \[1991\]](#) for an introduction to martingales. This line of thinking can be leveraged for tasks beyond testing exchangeability. In particular, we note that the exchangeability supermartingale in Proposition 8.5 is a special case of an e-value, and these are useful more broadly; see [Ramdas et al. \[2023\]](#) for a recent survey.

Conformal prediction with coverage guarantees in the adversarial sequence model was introduced in [Gibbs and Candès \[2021\]](#), under the name *adaptive conformal inference* (ACI). Subsequent work by [Zaffran et al. \[2022\]](#), [Gibbs and Candès \[2022\]](#), [Bhatnagar et al. \[2023\]](#) studies notions of adaptivity and considers adaptive step sizes, and [Bastani et al. \[2022\]](#) discusses conformal prediction with subgroup guarantees in the online setting. The quantile tracking algorithm here is studied in [Feldman et al. \[2023\]](#), [Angelopoulos et al. \[2023\]](#). The coverage result in Theorem 8.7 is established in [Angelopoulos et al. \[2024\]](#), and is an extension of the coverage guarantees in the above works to allow for decaying step sizes; the same work also proves the results for the i.i.d. setting, given in Theorem 8.8.

Chapter 9

Additional Results in Conformal Prediction

In this chapter, we return to the core conformal prediction framework of Chapter 3, taking a closer look at some interesting details of the algorithm. We discuss the role of randomization, addressing how to use conformal prediction with randomized algorithms such as stochastic gradient descent. We next turn to computational results for full conformal prediction, explaining cases where the set can be computed exactly and the correct way to employ discretization to maintain coverage. Lastly, we turn to the universality of conformal prediction—any method with distribution-free validity that is permutation invariant is equivalent to a conformal method. Each section in this chapter stands alone, but together they supply many new insights about conformal prediction.

9.1 Conformal prediction with randomization

Thus far, we have presented full conformal prediction as a deterministic algorithm—the output $\mathcal{C}(X_{n+1})$ is a deterministic function of the training data $((X_i, Y_i))_{i \in [n]}$ and test point X_{n+1} . In practice, however, we may want to allow for the score s to be determined with a randomized algorithm. For example, for a residual score of the form $s((x, y); \mathcal{D}) = |y - \hat{f}(x; \mathcal{D})|$, in some settings we may want to fit the function $\hat{f}(\cdot; \mathcal{D})$ with a randomized regression algorithm, such as stochastic gradient descent. Section 9.1.1 will extend our framework to allow for the possibility of pairing conformal prediction with a randomized algorithm.

Randomization can also enter into the conformal prediction framework in a different form. Specifically, we recall from Chapter 3 that the (full or split) conformal prediction intervals are guaranteed to have at least $1 - \alpha$ level coverage; as explored in Theorem 3.10, overcoverage can arise from the possibility of ties among scores and/or from the fact that $(1 - \alpha)(n + 1)$ is not an integer. Introducing randomization into the construction of the conformal prediction set to break ties at random removes this overcoverage, resulting in exactly $1 - \alpha$ coverage, as we will see in Section 9.1.2.

9.1.1 Allowing for randomization in the score function

We first consider the case where our score functions may contain auxiliary randomness, such as a model fit using stochastic gradient descent. In this case, the requirement of a symmetric score function, as in Definition 3.1 needs to be modified.

To be more concrete, let $\xi \in [0, 1]$ denote a stochastic noise term that we use for randomization—we will refer to this as the random seed. The score function is now randomized: given a data point (x, y) , a dataset \mathcal{D} , and a random seed value ξ , we can now compute a score

$$s((x, y); \mathcal{D}, \xi).$$

Returning to our example of stochastic gradient descent, we might write $\hat{f}(\cdot; \mathcal{D}, \xi)$ to denote the fitted model when stochastic gradient descent is run on dataset \mathcal{D} with random seed ξ —in practice, this means that ξ determines the order in which we cycle through points in the dataset \mathcal{D} , when taking gradient descent steps for our optimization problem. Then we can define a score such as $s((x, y); \mathcal{D}, \xi) = |y - \hat{f}(x; \mathcal{D}, \xi)|$.

What does it mean for the score to be symmetric in this randomized definition? Here, Definition 3.1 is replaced by a requirement that the score function is symmetric in a distributional sense:

Definition 9.1: Symmetric randomized score function

A randomized score function s is symmetric if for any fixed dataset \mathcal{D} , and any fixed test points $(x'_1, y'_1), \dots, (x'_M, y'_M)$, and any permutation σ ,

$$\left(s((x'_m, y'_m); \mathcal{D}, \xi) \right)_{m \in [M]} \stackrel{d}{=} \left(s((x'_m, y'_m); \mathcal{D}_\sigma, \xi) \right)_{m \in [M]} \quad (9.1)$$

where the equality in distribution holds with respect to drawing the random seed as $\xi \sim \text{Unif}[0, 1]$.

Note that the property in (9.1) is weaker than requiring that $s((x'_m, y'_m); \mathcal{D}, \xi) = s((x'_m, y'_m); \mathcal{D}_\sigma, \xi)$ for all test points (x'_m, y'_m) , and this distinction is important in practice. With stochastic gradient descent, for instance, for a fixed random seed ξ the fitted function will in general be changed if we permute the data—if the random seed ξ determines that the first gradient descent step is taken with respect to the i th data point for some particular i , this data point is equal to (X_i, Y_i) in the dataset \mathcal{D} , but is instead equal to $(X_{\sigma(i)}, Y_{\sigma(i)})$ for the permuted dataset \mathcal{D}_σ . Thus, we would generally have different fitted models, $\hat{f}(\cdot; \mathcal{D}, \xi) \neq \hat{f}(\cdot; \mathcal{D}_\sigma, \xi)$, leading to different score functions, $s(\cdot; \mathcal{D}, \xi) \neq s(\cdot; \mathcal{D}_\sigma, \xi)$ —but equality in distribution (as in (9.1)) does hold.

Now we will see how this new symmetry assumption allows us to again establish exchangeability of the vector of scores S_1, \dots, S_{n+1} . For $\mathcal{D}_{n+1} = ((X_1, Y_1), \dots, (X_{n+1}, Y_{n+1}))$, we have

$$(S_{\sigma(1)}, \dots, S_{\sigma(n+1)}) = (s((X_{\sigma(i)}, Y_{\sigma(i)}); \mathcal{D}, \xi))_{i \in [n+1]} \stackrel{d}{=} (s((X_{\sigma(i)}, Y_{\sigma(i)}); \mathcal{D}_\sigma, \xi))_{i \in [n+1]},$$

where the equality in distribution in the last step holds by applying Definition 9.1 with the data points $(X_1, Y_1), \dots, (X_{n+1}, Y_{n+1})$ playing the role of $(x'_1, y'_1), \dots, (x'_M, y'_M)$. But we also have

$$(s((X_{\sigma(i)}, Y_{\sigma(i)}); \mathcal{D}_\sigma, \xi))_{i \in [n+1]} \stackrel{d}{=} (s((X_i, Y_i); \mathcal{D}, \xi))_{i \in [n+1]} = (S_1, \dots, S_{n+1}),$$

where this next equality in distribution holds by exchangeability of the data points $(X_1, Y_1), \dots, (X_{n+1}, Y_{n+1})$.

We have thus verified that the scores S_1, \dots, S_{n+1} are exchangeable even in this randomized setting; this is analogous to the key step (3.6) in the proof of Theorem 3.2 (in Section 3.3), for the nonrandomized case, and the remainder of the proof proceeds exactly as before. Thus, if we run conformal prediction with a symmetric randomized score function, we are again guaranteed to have marginal coverage at level $\geq 1 - \alpha$.

From this point on, throughout the book, for clarity of the presentation we will generally only consider deterministic score functions, but in general, all results can easily be generalized to encompass randomized score functions.

9.1.2 Using a randomized calibration step

Next, we will consider a different type of randomization in the construction of the conformal prediction set for the purpose of achieving prediction sets with exact coverage, rather than conservative coverage. While in Section 9.1.1 we considered randomization in the construction of the scores, here we instead consider randomization in comparing the values of the scores, which will help handle ties. Recall from Proposition 3.8 that the conformal prediction set can equivalently be defined as

$$\mathcal{C}(X_{n+1}) = \{y \in \mathcal{Y} : p^y > \alpha\},$$

where the conformal p-value is given by

$$p^y = \frac{\sum_{i=1}^{n+1} \mathbb{1}\{S_i^y \geq S_{n+1}^y\}}{n+1}$$

(as in Definition 3.7). If the scores are distinct, then exchangeability ensures that the p-value $p^{Y_{n+1}}$, corresponding to the true test response value $y = Y_{n+1}$, is uniformly distributed on the grid $\{\frac{1}{n+1}, \dots, \frac{n}{n+1}, 1\}$, reflecting the fact that the scores S_1, \dots, S_{n+1} are equally likely to be ranked in any order (see Theorem 8.2). This means that the coverage event, $p^{Y_{n+1}} > \alpha$, holds with probability exactly $\frac{k}{n+1}$, where $k = \lceil (1-\alpha)(n+1) \rceil$ —which leads to overcoverage if $(1-\alpha)(n+1)$ is not an integer. Moreover, this calculation has not accounted for ties between the scores—another potential source of overcoverage.

To avoid this issue, we can define a randomized version of the conformal prediction set for which coverage will hold at exactly level $1 - \alpha$. This modification is sometimes referred to as *smoothing*—the distribution of $p^{Y_{n+1}}$, which is supported on the grid $\{\frac{1}{n+1}, \dots, \frac{n}{n+1}, 1\}$, is smoothed to achieve a $\text{Unif}[0, 1]$ distribution.

The smoothed version of the prediction set is easiest to define using the p-value-based construction. Given a hypothesized value $y \in \mathcal{Y}$ for the test response, we redefine the conformal p-value

$$p^y(\xi) = \frac{\sum_{i=1}^{n+1} \mathbb{1}\{S_i^y > S_{n+1}^y\} + \xi \cdot \sum_{i=1}^{n+1} \mathbb{1}\{S_i^y = S_{n+1}^y\}}{n+1},$$

which now depends additionally on a randomization term $\xi \sim \text{Unif}[0, 1] \in [0, 1]$. The conformal prediction set is then given by

$$\mathcal{C}(X_{n+1}) = \{y \in \mathcal{Y} : p^y(\xi) > \alpha\}, \quad (9.2)$$

where the dependence on the random ξ is implicit in the notation. Operationally, it is common to use a single draw of ξ that is shared across all values $y \in \mathcal{Y}$; that is, p-values $p^y(\xi)$ and $p^{y'}(\xi)$ are computed using the same value of ξ .

Theorem 9.2

Suppose that $(X_1, Y_1), \dots, (X_{n+1}, Y_{n+1})$ are exchangeable and that s is a symmetric score function. Let $\xi \sim \text{Unif}[0, 1]$ be drawn independently of the data. Then the smoothed conformal prediction set \mathcal{C} defined in (9.2) has marginal coverage level exactly $1 - \alpha$,

$$\mathbb{P}(Y_{n+1} \in \mathcal{C}(X_{n+1})) = 1 - \alpha.$$

We also remark that, in the streaming data setting studied in Chapter 8, it can again be shown that the smoothed p-values at each time t are independent (analogous to the result of Theorem 8.2, but now we no longer need to assume that scores are distinct almost surely, since the randomized smoothing step removes the issue of ties).

Proof of Theorem 9.2

The argument follows the same structure as the permutation-test-based proof of Theorem 3.2, which was given in Section 3.5.1. We have

$$Y_{n+1} \in \mathcal{C}(X_{n+1}) \iff p^{Y_{n+1}}(\xi) > \alpha,$$

where by definition, we have

$$p^{Y_{n+1}}(\xi) = \frac{\sum_{i=1}^{n+1} \mathbb{1}\{S_i > S_{n+1}\} + \xi \cdot \sum_{i=1}^{n+1} \mathbb{1}\{S_i = S_{n+1}\}}{n+1}.$$

As in the proof of Theorem 3.2, we know that the scores

$$S_1, \dots, S_{n+1}$$

are exchangeable. Therefore, our last remaining step is to prove the validity of a randomized version of permutation testing, which is established with the following lemma:

Lemma 9.3

Let S_1, \dots, S_{n+1} be exchangeable, and let $\xi \sim \text{Unif}[0, 1]$ be drawn independently from S_1, \dots, S_{n+1} . Define

$$p(\xi) = \frac{\sum_{i=1}^{n+1} \mathbb{1}\{S_i > S_{n+1}\} + \xi \cdot \sum_{i=1}^{n+1} \mathbb{1}\{S_i = S_{n+1}\}}{n+1}.$$

Then $\mathbb{P}(p(\xi) \leq \tau) = \tau$ for all $\tau \in [0, 1]$.

The lemma immediately implies that $\mathbb{P}(p^{Y_{n+1}}(\xi) \leq \alpha) = \alpha$, which completes the proof of the theorem.

To complete this section, we prove the lemma.

Proof of Lemma 9.3

Define

$$p_j(\xi) = \frac{\sum_{i=1}^{n+1} \mathbb{1}\{S_i > S_j\} + \xi \cdot \sum_{i=1}^{n+1} \mathbb{1}\{S_i = S_j\}}{n+1}$$

for each $j \in [n+1]$, so that we have $p(\xi) = p_{n+1}(\xi)$. First, by exchangeability, we have $p(\xi) \stackrel{d}{=} p_j(\xi)$ for each j . Therefore,

$$\mathbb{P}(p(\xi) \leq \alpha) = \frac{1}{n+1} \sum_{j \in [n+1]} \mathbb{P}(p_j(\xi) \leq \alpha) = \mathbb{E} \left[\frac{1}{n+1} \sum_{j \in [n+1]} \mathbb{P}(p_j(\xi) \leq \alpha \mid S_1, \dots, S_{n+1}), \right].$$

Next, define

$$q = \text{Quantile}(S_1, \dots, S_{n+1}; 1 - \tau),$$

and let

$$N_+ = \sum_{j \in [n+1]} \mathbb{1}\{S_j > q\}, \quad N_- = \sum_{j \in [n+1]} \mathbb{1}\{S_j = q\}.$$

By definition of the quantile for a finite list (recall Fact 2.9), we have

$$N_+ \leq \tau(n+1), \quad N_- + N_+ \geq 1 + \tau(n+1).$$

By definition of $p_j(\xi)$, for any j with $S_j < q$, we have

$$p_j(\xi) \geq \frac{\sum_{i=1}^{n+1} \mathbb{1}\{S_i > S_j\}}{n+1} \geq \frac{N_- + N_+}{n+1} > \tau,$$

while for any j with $S_j > q$, we have

$$p_j(\xi) \leq \frac{\sum_{i=1}^{n+1} \mathbb{1}\{S_i \geq S_j\}}{n+1} \leq \frac{N_+}{n+1} \leq \tau.$$

And, if $S_j = q$, then

$$p_j(\xi) = \frac{\sum_{i=1}^{n+1} \mathbb{1}\{S_i > q\} + \xi \cdot \sum_{i=1}^{n+1} \mathbb{1}\{S_i = q\}}{n+1} = \frac{N_+ + \xi N_-}{n+1},$$

so that on the event $S_j = q$,

$$p_j(\xi) \leq \tau \iff \xi \leq \frac{\tau(n+1) - N_+}{N_-}.$$

These calculations combine to show that

$$\mathbb{P}(p_j(\xi) \leq \tau \mid S_1, \dots, S_{n+1}) = \mathbb{1}\{S_j > q\} + \mathbb{1}\{S_j = q\} \cdot \frac{\tau(n+1) - N_+}{N_-}.$$

Returning to our work above, we have

$$\begin{aligned} \mathbb{P}(p(\xi) \leq \tau) &= \mathbb{E} \left[\frac{1}{n+1} \sum_{j=1}^{n+1} \left(\mathbb{1}\{S_j > q\} + \mathbb{1}\{S_j = q\} \cdot \frac{\tau(n+1) - N_+}{N_-} \right) \right] \\ &= \frac{1}{n+1} \mathbb{E} \left[N_+ + N_- \cdot \frac{\tau(n+1) - N_+}{N_-} \right] = \tau, \end{aligned}$$

where the second step simply plugs in the definitions of N_+ and N_- .

9.2 Computational shortcuts for full conformal prediction

As we have seen, full conformal prediction is computationally expensive—for each possible value $y \in \mathcal{Y}$ of the test response Y_{n+1} , full conformal requires refitting the score function $s(\cdot; \mathcal{D}_{n+1}^y)$ (e.g., re-running a regression algorithm, in the case that our score function is of the form $s((x, y); \mathcal{D}) = |y - \hat{f}(x; \mathcal{D})|$). While this might be easy in the case that \mathcal{Y} is a small finite set of possible labels, this becomes prohibitively expensive if Y is categorical but has a large number of possible values, or even impossible if Y is continuous, say, if $\mathcal{Y} = \mathbb{R}$.

In this section, we will focus on the case that Y is continuous, so that $\mathcal{Y} = \mathbb{R}$. First we will examine some special cases where, due to the particular construction of the score, the full conformal prediction interval can be computed exactly. We will then turn to a general strategy that uses discretization to allow for efficient computation regardless of the choice of score function.

9.2.1 Special case: linear regression

First, we examine linear regression, in the low-dimensional case, where $\mathcal{X} = \mathbb{R}^d$ for some $d \leq n$. This is an important case and is the first step toward more flexible models such as ridge regression and lasso. We restrict attention to the score function given by the residual for the least-squares regression model: we have

$$s((x, y); \mathcal{D}) = |y - \hat{f}(x; \mathcal{D})|,$$

where the fitted model is given by

$$\hat{f}(x; \mathcal{D}) = x^\top \hat{\beta} \text{ for } \hat{\beta} = \operatorname{argmin}_{\beta \in \mathbb{R}^d} \left\{ \sum_{i=1}^m (y_i - x_i^\top \beta)^2 \right\} \text{ where } \mathcal{D} = ((x_1, y_1), \dots, (x_m, y_m)).$$

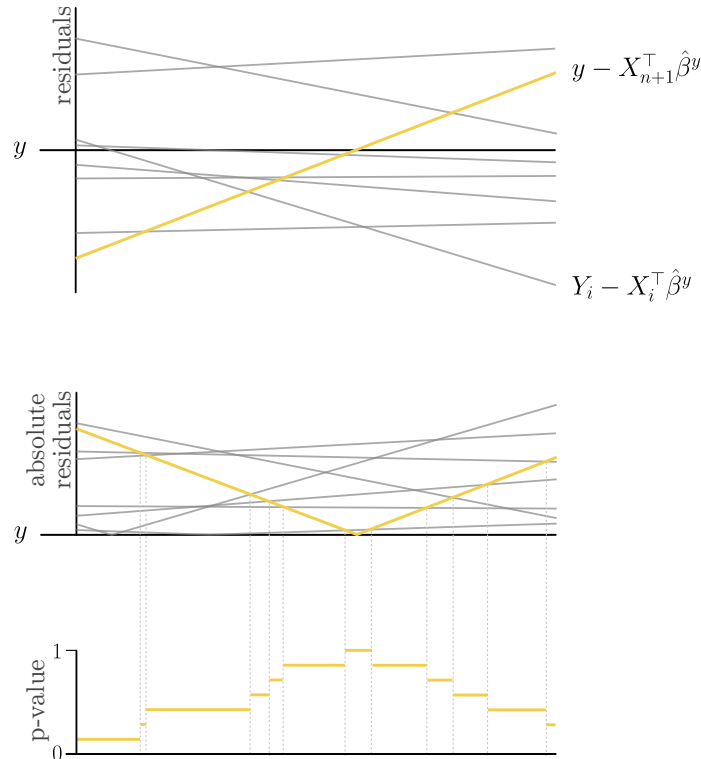


Figure 9.1: **Visualization of the conformal p-value resulting from the least-squares predictor.** The top plot shows the residuals on the augmented dataset as a function of the putative label y . The residuals are all linear in y . The yellow line corresponds to the test residual. In the middle plot, we show the absolute residuals on the augmented dataset. The bottom plot shows the conformal p-values resulting from the residual score. Since the conformal p-value only changes when the lines cross, one does not have to check all $y \in \mathbb{R}$ to compute the prediction set $\{y \in \mathcal{Y} : p^y > \alpha\}$; it suffices to consider only the y values at the crossing points of the absolute residuals.

Proposition 9.4

Let $\mathcal{X} = \mathbb{R}^d$ and $\mathcal{Y} = \mathbb{R}$. Fix a training dataset $\mathcal{D}_n = ((X_i, Y_i))_{i \in [n]}$ and test point X_{n+1} , and let $X_{[n+1]} \in \mathbb{R}^{(n+1) \times d}$ denote the matrix with i th row given by X_i , for each $i \in [n+1]$. Assume $X_{[n+1]}$ has full column rank, i.e., rank d . Suppose the score function is given by the residual score for least-squares regression, as defined above. Then the full conformal prediction set is equal to

$$\mathcal{C}(X_{n+1}) = \left\{ y \in \mathbb{R} : \frac{1 + \sum_{i=1}^n \mathbb{1} \{ |y \cdot (-b_i) - (a_i - Y_i)| \geq |y \cdot (1 - b_{n+1}) - a_{n+1}| \}}{n+1} > \alpha \right\}, \quad (9.3)$$

where we define $a, b \in \mathbb{R}^{n+1}$ with entries

$$a_i = \sum_{j \in [n+1]} H_{ij} Y_j, \quad b_i = H_{i, n+1}$$

for matrix $H \in \mathbb{R}^{(n+1) \times (n+1)}$ defined as

$$H = X_{[n+1]} \left(X_{[n+1]}^\top X_{[n+1]} \right)^{-1} X_{[n+1]}^\top.$$

To see why this reformulation of the prediction $\mathcal{C}(X_{n+1})$ leads to an efficient calculation, we note that

$$y \mapsto \sum_{i=1}^n \mathbb{1} \{ |y \cdot (-b_i) - (a_i - Y_i)| \geq |y \cdot (1 - b_{n+1}) - a_{n+1}| \}$$

is a piecewise constant function, and its changepoints can only occur at values y that satisfy

$$y \cdot (-b_i) - (a_i - Y_i) = \pm (y \cdot (1 - b_{n+1}) - a_{n+1})$$

for some $i = 1, \dots, n$. Therefore, after solving $2n$ many univariate linear equations to identify the candidate values y that might be changepoints of the above function, we can derive the exact set $\mathcal{C}(X_{n+1})$. See Figure 9.1 for an illustration.

Proof of Proposition 9.4

Given training data $\mathcal{D}_n = ((X_i, Y_i))_{i \in [n]}$ and test point X_{n+1} , the score function is given by

$$s((x', y'); \mathcal{D}_{n+1}^y) = |y' - x'^{\top} \hat{\beta}^y|,$$

where

$$\hat{\beta}^y = \arg \min_{\beta \in \mathbb{R}^d} \left\{ \sum_{i=1}^n (Y_i - X_i^{\top} \beta)^2 + (y - X_{n+1}^{\top} \beta)^2 \right\}$$

is the coefficient vector for least-squares regression. We can rewrite this as

$$\hat{\beta}^y = (X_{[n+1]}^{\top} X_{[n+1]})^{-1} X_{[n+1]}^{\top} \begin{pmatrix} Y_1 \\ \vdots \\ Y_n \\ y \end{pmatrix}.$$

For each $i \in [n+1]$, then,

$$X_i^{\top} \hat{\beta}^y = X_i^{\top} (X_{[n+1]}^{\top} X_{[n+1]})^{-1} X_{[n+1]}^{\top} \begin{pmatrix} Y_1 \\ \vdots \\ Y_n \\ y \end{pmatrix} = \sum_{j \in [n]} H_{ij} \cdot Y_j + H_{i,n+1} \cdot y = a_i + b_i y,$$

by plugging in the definitions of H , a , and b from the statement of the proposition. We can then calculate the scores of the training and test data points as

$$S_i^y = s((X_i, Y_i); \mathcal{D}_{n+1}^y) = |Y_i - X_i^{\top} \hat{\beta}^y| = |y \cdot (-b_i) - (a_i - Y_i)|,$$

for $i = 1, \dots, n$, and

$$S_{n+1}^y = s((X_{n+1}, y); \mathcal{D}_{n+1}^y) = |y - X_{n+1}^{\top} \hat{\beta}^y| = |y \cdot (1 - b_{n+1}) - a_{n+1}|.$$

Next, following the reinterpretation of full conformal given in Section 3.5.1, we have

$$\mathcal{C}(X_{n+1}) = \{y \in \mathbb{R} : p^y > \alpha\},$$

where we compute the conformal p-value as

$$p^y = \frac{1 + \sum_{i \in [n]} \mathbb{1} \{S_i^y \geq S_{n+1}^y\}}{n+1} = \frac{1 + \sum_{i \in [n]} \mathbb{1} \{|y \cdot (-b_i) - (a_i - Y_i)| \geq |y \cdot (1 - b_{n+1}) - a_{n+1}|\}}{n+1}.$$

This completes the proof.

Related special cases. The example of linear regression can be generalized to a broader class of regression algorithms (while still using the residual score); here we mention some of these special cases briefly, without going into details. Suppose that, for all $x' \in \mathcal{X}$, the prediction $\hat{f}(x'; \mathcal{D}_{n+1}^y)$ depends linearly on y —that is,

$$\hat{f}(x'; \mathcal{D}_{n+1}^y) = a(x'; \mathcal{D}_n, X_{n+1}) + b(x'; \mathcal{D}_n, X_{n+1}) \cdot y, \quad (9.4)$$

where $a(x'; \mathcal{D}_n, X_{n+1})$ and $b(x'; \mathcal{D}_n, X_{n+1})$ can depend arbitrarily on their arguments. In addition to linear regression, methods in this class include ridge regression, nearest neighbor type methods, and various kernel regression methods. In this type of setting, after calculating $a_i = a(X_i; \mathcal{D}_n, X_{n+1})$ and $b_i = b(X_i; \mathcal{D}_n, X_{n+1})$ for each $i = 1, \dots, n+1$ (which we only need to compute once, as these values do not depend on y), we then have $\mathcal{C}(X_{n+1})$ given by the calculation (9.3), exactly as for linear regression, and so the same calculation strategy can be applied to compute this set.

9.2.2 Special case: Lasso regression

Another special case arises if the regression algorithm is given by the Lasso, i.e., ℓ_1 -penalized linear regression, where the fitted model is now given by

$$\hat{f}(x; \mathcal{D}) = x^\top \hat{\beta} \text{ for } \hat{\beta} = \operatorname{argmin}_{\beta \in \mathbb{R}^d} \left\{ \frac{1}{2} \sum_{i=1}^m (y_i - x_i^\top \beta)^2 + \lambda \|\beta\|_1 \right\} \text{ where } \mathcal{D} = ((x_1, y_1), \dots, (x_m, y_m)).$$

The addition of the ℓ_1 penalty, $\lambda \|\beta\|_1$ (for some penalty parameter $\lambda > 0$), allows for accurate estimation even in the high-dimensional setting where $d \gg n$, under the assumption that there is (approximate) sparse structure in the true dependence of Y on X . In this setting, our score function is again given by the residual score,

$$s((x, y); \mathcal{D}) = |y - \hat{f}(x; \mathcal{D})|,$$

but the improved accuracy of the fitted model will likely lead to improved predictions (and thus, narrower prediction intervals) relative to non-sparse methods such as ridge regression.

This choice of the base algorithm is more computationally complex than the special case of linear regression—the Lasso does not satisfy a linearity property along the lines of (9.4). Nonetheless, we will now see that efficient computation of $\mathcal{C}(X_{n+1})$ can be achieved by exploiting the observation that the map $y \mapsto \hat{f}(x; \mathcal{D}_{n+1}^y)$ is now *piecewise* linear. We will give an informal derivation of the prediction interval, stating facts about the Lasso optimization problem without proof (and assuming without comment any necessary regularity conditions).

Preliminaries: partitioning the real line. Write

$$\hat{\beta}^y = \operatorname{argmin}_{\beta \in \mathbb{R}^d} \left\{ \frac{1}{2} \sum_{i=1}^n (Y_i - X_i^\top \beta)^2 + \frac{1}{2} (y - X_{n+1}^\top \beta)^2 + \lambda \|\beta\|_1 \right\},$$

the coefficient vector returned by running Lasso on the dataset \mathcal{D}_{n+1}^y . Define also the support,

$$\hat{I}^y = \{j \in [d] : \hat{\beta}_j^y \neq 0\} \subseteq [d],$$

and the signs,

$$\hat{\gamma}^y = (\operatorname{sign}(\hat{\beta}_j^y))_{j \in \hat{I}^y} \in \{\pm 1\}^{|\hat{I}^y|}.$$

We will now see how the fitted values of the Lasso model, $\hat{f}(X_i; \mathcal{D}_{n+1}^y) = X_i^\top \hat{\beta}^y$, relate to the support and the signs.

The nature of the Lasso optimization problem ensures that the support and signs are piecewise constant—that is, the map $y \mapsto (\hat{I}^y, \hat{\gamma}^y)$ is piecewise constant over $y \in \mathbb{R}$. In particular, it can be shown that we can partition \mathbb{R} into a finite number of intervals,

$$\mathbb{R} = I_1 \cup \dots \cup I_R,$$

with each interval I_r of the form (a, b) or $(a, b]$ or $[a, b)$ or $[a, b]$ for some $a < b \in \mathbb{R}$, such that $(\hat{I}^y, \hat{\gamma}^y)$ is constant over $y \in I_r$ for each r . Let (I_r, γ_r) denote this constant value in the r th interval, i.e., $(\hat{I}^y, \hat{\gamma}^y) = (I_r, \gamma_r)$ for all $y \in I_r$.

Preliminaries: relating the predictions to the support and signs. For any $y \in \mathbb{R}$, the first-order optimality conditions for the solution $\hat{\beta}^y$ to the Lasso optimization problem yield the identity

$$(\hat{\beta}^y)_{\hat{I}^y} = \left(X_{[n+1], \hat{I}^y}^\top X_{[n+1], \hat{I}^y} \right)^{-1} \left(X_{[n+1], \hat{I}^y}^\top \begin{pmatrix} Y_1 \\ \vdots \\ Y_n \\ y \end{pmatrix} - \lambda \hat{\gamma}^y \right),$$

i.e., if we know the support and signs of the solution $\hat{\beta}^y$ then this solution can be expressed as a *linear* function of the vector $(Y_1, \dots, Y_n, y)^\top$ of response values. Here $X_{[n+1]} \in \mathbb{R}^{(n+1) \times d}$ is the matrix with i th row given by X_i , as in Proposition 9.4, while the notation $X_{[n+1], \hat{I}^y}$ indicates that we take the submatrix given by columns $\hat{I}^y \subseteq [d]$. Defining

$$a_i(I; \gamma) = (X_i)_I^\top \left(X_{[n+1], I}^\top X_{[n+1], I} \right)^{-1} \left(X_{[n+1], I}^\top \begin{pmatrix} Y_1 \\ \vdots \\ Y_n \\ 0 \end{pmatrix} - \lambda \gamma \right)$$

and

$$b_i(I; \gamma) = (X_i)_I^\top \left(X_{[n+1], I}^\top X_{[n+1], I} \right)^{-1} \left(X_{[n+1], I}^\top \begin{pmatrix} 0 \\ \vdots \\ 0 \\ 1 \end{pmatrix} \right)$$

for any (nonempty) $I \subseteq [d]$ and $\gamma \in \{\pm 1\}^{|I|}$, we can therefore calculate that the prediction for the i th data point is given by

$$\hat{f}(X_i; \mathcal{D}_{n+1}^y) = X_i^\top \hat{\beta}^y = a_i(\hat{I}^y, \hat{\gamma}^y) + b_i(\hat{I}^y, \hat{\gamma}^y) \cdot y,$$

for each $i \in [n+1]$.

Relating this to the observation above, where we explained that $y \mapsto (\hat{I}^y, \hat{\gamma}^y)$ is piecewise constant with $(\hat{I}^y, \hat{\gamma}^y) = (I_r, \gamma_r)$ for all $y \in I_r$, for each interval $r \in [R]$ we therefore have

$$\hat{f}(X_i; \mathcal{D}_{n+1}^y) = a_i(I_r, \gamma_r) + b_i(I_r, \gamma_r) \cdot y \text{ for all } y \in I_r.$$

Computing the prediction interval. With all these preliminaries in place, we are now ready to describe the algorithm for computing the full conformal prediction interval with the Lasso.

Begin by choosing an arbitrary value $y_1 \in \mathbb{R}$ as a starting point, and run the Lasso to compute $\hat{\beta}^{y_1}$. Define the support, $I_1 = \hat{I}^{y_1} = \{j \in [d] : \hat{\beta}_j^{y_1} \neq 0\}$, and signs, $\gamma_1 = \hat{\gamma}^{y_1} = \text{sign}(\hat{\beta}_{I_1}^{y_1})$. Certain properties of the Lasso allow us to solve a system of linear inequalities to find interval endpoints $y_{lo} \leq y_1 \leq y_{hi}$, such that the support and signs are constant inside this range, i.e., $(\hat{I}^y, \hat{\gamma}^y) = (I_1, \gamma_1)$ for all $y \in I_1$, where we define the interval I_1 as (y_{lo}, y_{hi}) or $(y_{lo}, y_{hi}]$ or $[y_{lo}, y_{hi})$ or $[y_{lo}, y_{hi}]$, as appropriate. From the work above, then, we can compute predictions

$$\hat{f}(X_i; \mathcal{D}_{n+1}^y) = a_i(I_1, \gamma_1) + b_i(I_1, \gamma_1) \cdot y \text{ for all } y \in I_1$$

for each $i \in [n+1]$, where $a_i(I_1, \gamma_1)$ and $b_i(I_1, \gamma_1)$ are calculated as above. We are now ready to calculate a portion of the conformal prediction interval: we have

$$\mathcal{C}(X_{n+1}) \cap I_1 = \left\{ y \in I_1 : \frac{1 + \sum_{i=1}^n \mathbb{1} \{ |y \cdot (-b_i(I_1, \gamma_1)) - (a_i(I_1, \gamma_1) - Y_i)| \geq |y \cdot (1 - b_{n+1}(I_1, \gamma_1)) - a_{n+1}(I_1, \gamma_1)| \}}{n+1} > 1 - \alpha \right\}.$$

Note that this is similar to the calculation (9.3) for the case of linear regression. The difference is that for linear regression, the predictions $\hat{f}(X_i; \mathcal{D}_{n+1}^y)$ are linear in y , and so a single set of this form suffices to compute the entire prediction interval $\mathcal{C}(X_{n+1})$; in the Lasso case, the predictions $\hat{f}(X_i; \mathcal{D}_{n+1}^y)$ are instead piecewise linear, and so the calculation above is only sufficient to calculate one piece of $\mathcal{C}(X_{n+1})$, namely, its intersection with the interval I_1 .

From this point on, we iterate this procedure. We choose another value $y_2 \in \mathbb{R} \setminus I_1$, and run the Lasso to compute $\hat{\beta}^{y_2}$ and thus discover a new interval $I_2 \subseteq \mathbb{R}$ within which $y \mapsto (\hat{T}^y, \hat{\gamma}^y)$ is constant. We then follow the same steps as above to compute $\mathcal{C}(X_{n+1}) \cap I_2$. We repeat this procedure as many times as necessary until the entire real line is covered. That is, we repeat the procedure R times, for some unknown but finite integer R , such that the intervals I_1, \dots, I_R collectively form a partition of the real line. The final prediction interval is then given by

$$\mathcal{C}(X_{n+1}) = \bigcup_{r=1}^R (\mathcal{C}(X_{n+1}) \cap I_r),$$

where each piece $\mathcal{C}(X_{n+1}) \cap I_r$ has been calculated via the procedure above.

9.2.3 A general approach: discretization

Moving beyond simple cases like linear regression and the Lasso, in general settings where the regression method and/or score function may be arbitrarily complex, we may no longer be able to derive computational shortcuts for computing $\mathcal{C}(X_{n+1})$ efficiently.

Naive discretization. Since $\mathcal{C}(X_{n+1})$ is impossible to compute exactly for $\mathcal{Y} = \mathbb{R}$ aside from special cases like the above, in practice it is common to use an informal discretization strategy, approximating \mathbb{R} with a fine grid. The strategy is typically implemented as follows. Let $y^{(1)} < \dots < y^{(M)}$ be a prespecified list of values—typically these values are chosen to have equal spacing, $y^{(m+1)} - y^{(m)} = \Delta$ for each $m = 1, \dots, M-1$. For each grid point, fit the score function by augmenting the dataset with a test point $(X_{n+1}, y^{(m)})$,

$$s_m(x, y) = s((x, y); \mathcal{D}_{n+1}^{y^{(m)}}),$$

and determine whether $y^{(m)}$ should be included into the conformal prediction interval:

$$y^{(m)} \in \mathcal{C}(X_{n+1}) \text{ if } s_m(X_{n+1}, y^{(m)}) \leq \text{Quantile}((s_m(X_i, Y_i))_{i \in [n]}; (1 - \alpha)(1 + 1/n)). \quad (9.5)$$

Then we compute an approximation to the full conformal prediction set by constructing the set

$$\mathcal{C}(X_{n+1}) = \bigcup_{\substack{m \in \{1, \dots, M\} \\ y^{(m)} \in \mathcal{C}(X_{n+1})}} (y^{(m-1)}, y^{(m+1)}).$$

In other words, if we observe that $y^{(m)}$ needs to be included in the prediction interval $\mathcal{C}(X_{n+1})$, then we also include any value y that lies in between grid points $y^{(m-1)}$ and $y^{(m)}$, and any value y that lies in between grid points $y^{(m)}$ and $y^{(m+1)}$, since we are not certain of where the true boundary of the set lies. (For completeness, we can define $y^{(0)} = -\infty$ and $y^{(M+1)} = +\infty$.)

While this strategy generally works well in practice, we cannot verify a distribution-free guarantee for this approximate method. The reason is that the training data points $i = 1, \dots, n$ and the test point $n+1$ are no longer being treated exchangeably: when computing our score functions, we use data points (X_i, Y_i) for each training point $i = 1, \dots, n$, but the test point (X_{n+1}, Y_{n+1}) is never used, unless by coincidence we happen to have $Y_{n+1} = y^{(m)}$ for one of the preselected grid points. That is, we do not compute scores in a way that treats all the (training and test) data points symmetrically.

Symmetry-preserving discretization. The following result addresses this issue, by modifying the method to restore symmetry. At a high level, it works by discretizing all the points, not just the test point, thus yielding a symmetric algorithm.

Proposition 9.5

Let $y_1, \dots, y_M \in \mathcal{Y}$ be a prespecified collection of values and let $k : \mathcal{Y} \rightarrow [M]$ be any function. (Intuitively, we think of this as a rounding function, where for an observed response $Y \in \mathcal{Y}$, the nearest grid point is $y_{k(Y)}$.) Let s be a symmetric score function, and for each $m \in [M]$, define a function

$$s_m(x, y) = s\left((x, y); ((X_1, y_{k(Y_1)}), \dots, (X_n, y_{k(Y_n)}), (X_{n+1}, y_m))\right).$$

Define

$$\mathcal{C}(X_{n+1}) = \bigcup_{m \in [M]} \{y \in \mathcal{Y} : k(y) = m, s_m(X_{n+1}, y) \leq \text{Quantile}((s_m(X_i, Y_i))_{i \in [n]}; (1 - \alpha)(1 + 1/n))\}.$$

Then this prediction set satisfies distribution-free marginal coverage, i.e., if $(X_1, Y_1), \dots, (X_{n+1}, Y_{n+1})$ are exchangeable then

$$\mathbb{P}(Y_{n+1} \in \mathcal{C}(X_{n+1})) \geq 1 - \alpha.$$

As for the informal grid-based approximation defined in (9.5), the cost of constructing this new discretized full conformal prediction interval is simply the cost of M many runs of the modeling algorithm. For example, if we use a residual score function, then writing \hat{f}_m to denote the fitted model when we run our regression algorithm on data points $(X_1, y_{k(Y_1)}), \dots, (X_n, y_{k(Y_n)}), (X_{n+1}, y_m)$, the m th trained score function s_m is given by $s_m(x, y) = |y - \hat{f}_m(x)|$. This means that, to compute $\mathcal{C}(X_{n+1})$, we need to run our regression algorithm M many times (as compared to infinitely many times—at least in theory—for the original full conformal method).

The choice of M will affect both the statistical performance and the computational cost of this procedure. If M is chosen to be very small, then the procedure is computationally much more efficient, but the trained models \hat{f}_m will be much less accurate since all the response values are rounded—that is, each Y_i is replaced with a value on the grid, $y_{k(Y_i)}$. We can therefore expect to see a tradeoff between the computation time and the width of the resulting prediction intervals, with higher values of M leading to more expensive computation but more precise prediction intervals.

Proof of Proposition 9.5

The key step for the proof is to observe that the proposed prediction set $\mathcal{C}(X_{n+1})$, which is an approximation of the full prediction set that we would obtain if we use s as our score function, is actually exactly equal to the full conformal prediction set for a different choice of score function.

To make this precise, we define a new score function \tilde{s} as follows. For any dataset $\mathcal{D} = ((x'_1, y'_1), \dots, (x'_\ell, y'_\ell))$ and data point (x', y') , let

$$\tilde{s}((x', y'); \mathcal{D}) = s((x', y'); (x'_1, y_{k(y'_1)}), \dots, (x'_\ell, y_{k(y'_\ell)})).$$

In other words, the score function \tilde{s} is obtained by implementing the original score function s , but on a modified version of the dataset \mathcal{D} , obtained by rounding all Y values to the grid $\{y_1, \dots, y_M\}$ via the map $k : \mathcal{Y} \rightarrow [M]$.

Now suppose that we run full conformal prediction with \tilde{s} as our score function. Let $\mathcal{C}(X_{n+1})$ be the resulting prediction set, so that we have

$$\mathbb{P}(Y_{n+1} \in \mathcal{C}(X_{n+1})) \geq 1 - \alpha$$

by exchangeability of the data (together with the fact that \tilde{s} is a symmetric score function, because it inherits this property from s). For any $y \in \mathcal{Y}$, write

$$\tilde{S}_i^y = \tilde{s}((X_i, Y_i); \mathcal{D}_{n+1}^y)$$

for $i \in [n]$, and

$$\tilde{S}_{n+1}^y = \tilde{s}((X_{n+1}, y); \mathcal{D}_{n+1}^y).$$

Then we have

$$\mathcal{C}(X_{n+1}) = \left\{ y \in \mathcal{Y} : \tilde{S}_{n+1}^y \leq \text{Quantile}((\tilde{S}_i^y)_{i \in [n]}; (1 - \alpha)(1 + 1/n)) \right\},$$

by definition of full conformal prediction. Since the sets $\{y \in \mathcal{Y} : k(y) = m\}$, indexed by $m \in [M]$, form a partition of the response space \mathcal{Y} , we can equivalently write

$$\mathcal{C}(X_{n+1}) = \bigcup_{m \in [M]} \left\{ y \in \mathcal{Y} : k(y) = m, \tilde{S}_{n+1}^y \leq \text{Quantile}((\tilde{S}_i^y)_{i \in [n]}; (1 - \alpha)(1 + 1/n)) \right\}. \quad (9.6)$$

Now fix any $m \in [M]$. By construction of \tilde{s} , we can verify that, for any $y \in \mathcal{Y}$ with $k(y) = m$, we have

$$\begin{aligned} \tilde{s}(\cdot; \mathcal{D}_{n+1}^y) &= s(\cdot; (X_1, y_{k(Y_1)}), \dots, (X_n, y_{k(Y_n)}), (X_{n+1}, y_{k(y)})) \\ &= s(\cdot; (X_1, y_{k(Y_1)}), \dots, (X_n, y_{k(Y_n)}), (X_{n+1}, y_m)) = s_m(\cdot). \end{aligned}$$

Therefore, for any $y \in \mathcal{Y}$ with $k(y) = m$,

$$\tilde{S}_i^y = \begin{cases} s_m(X_i, Y_i), & i \in [n], \\ s_m(X_{n+1}, y), & i = n + 1. \end{cases}$$

Therefore, we can see that the set defined in the statement of the proposition is exactly equal to the set $\mathcal{C}(X_{n+1})$ given in (9.6). Since this set is equal to the full conformal prediction set (constructed with score function \tilde{s}), marginal coverage is therefore guaranteed by Theorem 3.2.

9.3 The universality of conformal prediction

Throughout this book, we have seen that conformal prediction provides a strategy for ensuring distribution-free marginal predictive coverage under only an assumption of exchangeability. But are there alternative methods that might achieve the same goal—and, perhaps, offer more informative prediction intervals?

The following result proves a *universality* property of full conformal prediction. It demonstrates that any method achieving distribution-free marginal coverage must actually be equivalent to running full conformal prediction (with some choice of score function), as long as we assume that the method is symmetric in the training data.

Theorem 9.6

Let \mathcal{C} be any predictive inference procedure, which maps any training dataset and test point to a prediction interval (or prediction set),

$$(\mathcal{D}, x) \mapsto \mathcal{C}(x; \mathcal{D}) \subseteq \mathcal{Y}.$$

Assume \mathcal{C} is symmetric in the training data, i.e., $\mathcal{C}(x; \mathcal{D}) = \mathcal{C}(x; \mathcal{D}_\sigma)$ for any $x \in \mathcal{X}$, any dataset \mathcal{D} , and any permutation σ . Assume also that \mathcal{C} satisfies distribution-free predictive coverage at level $1 - \alpha$:

$$\text{If } (X_1, Y_1), \dots, (X_{n+1}, Y_{n+1}) \text{ are exchangeable then } \mathbb{P}(Y_{n+1} \in \mathcal{C}(X_{n+1}; \mathcal{D}_n)) \geq 1 - \alpha.$$

Then there exists a symmetric conformal score function s such that \mathcal{C} is equal to the full conformal prediction interval constructed with this score function.

How should we interpret this result? Essentially, it is telling us that the conformal prediction methodology is so broad—due to the flexibility in choosing the score function s —that any method with distribution-free validity can be expressed as a special case. Therefore, if we are restricting ourselves to symmetric methods, it is not fruitful to ask whether we can find a distribution-free method that will perform better than conformal prediction; instead, we should simply search for a better score function if we are not satisfied with the performance of conformal prediction on a particular application.

However, the symmetry assumption is important. As an example of a distribution-free method that does not satisfy symmetry, we can recall the weighted version of conformal prediction (with fixed weights), covered in Chapter 7 (see Section 7.4); this method achieves marginal coverage under exchangeability, but cannot be expressed as an instance of (unweighted) conformal prediction.

Proof of Theorem 9.6

First we define some notation. Given a dataset \mathcal{D} and a data point (x, y) , we define $\mathcal{D}_{\setminus(x,y)}$ as the dataset obtained by removing one copy of (x, y) , if (x, y) appears (one or more times) in \mathcal{D} , or otherwise simply returning \mathcal{D} .

Now define the score function s as follows: for any dataset \mathcal{D}' and any point (x, y) , let

$$s((x, y); \mathcal{D}') = \mathbb{1} \left\{ y \notin \mathcal{C}(x; \mathcal{D}'_{\setminus(x,y)}) \right\}.$$

The assumption of symmetry on \mathcal{C} implies that s is a symmetric score function. Given training data $\mathcal{D}_n = ((X_i, Y_i))_{i \in [n]}$ and test point X_{n+1} , we now claim that $\mathcal{C}(X_{n+1}; \mathcal{D}_n) = \mathcal{C}_{\text{CP}}(X_{n+1})$, where $\mathcal{C}_{\text{CP}}(X_{n+1})$ denotes the output of full conformal prediction (Algorithm 3.3) run with the score function s defined above, and with \mathcal{D}_n as the training data.

As usual for full conformal, for any $y \in \mathcal{Y}$, let \mathcal{D}_{n+1}^y denote the augmented dataset,

$$\mathcal{D}_{n+1}^y = ((X_1, Y_1), \dots, (X_n, Y_n), (X_{n+1}, y)),$$

and note that $(\mathcal{D}_{n+1}^y)_{\setminus(X_{n+1}, y)} = \mathcal{D}_n$ (or, we may have that $(\mathcal{D}_{n+1}^y)_{\setminus(X_{n+1}, y)}$ is equal to some permutation of \mathcal{D}_n , in the case that the data point (X_{n+1}, y) happens to be equal to one of the training points (X_i, Y_i)).

By definition of full conformal prediction, we have

$$\mathcal{C}_{\text{CP}}(X_{n+1}) = \{y \in \mathcal{Y} : S_{n+1}^y \leq \text{Quantile}(S_1^y, \dots, S_n^y; (1 - \alpha)(1 + 1/n))\},$$

where

$$S_i^y = s((X_i, Y_i); \mathcal{D}_{n+1}^y), i \in [n], S_{n+1}^y = s((X_{n+1}, y); \mathcal{D}_{n+1}^y).$$

In particular, by definition of s , we see that

$$S_{n+1}^y = \mathbb{1} \{y \notin \mathcal{C}(X_{n+1}; (\mathcal{D}_{n+1}^y)_{\setminus(X_{n+1}, y)})\} = \mathbb{1} \{y \notin \mathcal{C}(X_{n+1}; \mathcal{D}_n)\},$$

where for the last step we use the fact that $(\mathcal{D}_{n+1}^y)_{\setminus(X_{n+1}, y)}$ is equal to \mathcal{D}_n up to a permutation, and s is a symmetric score function.

Since $S_i^y \in \{0, 1\}$ for all i by definition of the score function, we must have that

$$\text{Quantile}(S_1^y, \dots, S_n^y; (1 - \alpha)(1 + 1/n)) \in \{0, 1\}$$

as well. Putting this together, we have

$$\begin{aligned} y \in \mathcal{C}(X_{n+1}; \mathcal{D}_n) &\implies S_{n+1}^y = 0 \\ &\implies S_{n+1}^y \leq \text{Quantile}(S_1^y, \dots, S_n^y; (1 - \alpha)(1 + 1/n)) \implies y \in \mathcal{C}_{\text{CP}}(X_{n+1}). \end{aligned}$$

So far, we have proved that $\mathcal{C}(X_{n+1}; \mathcal{D}_n) \subseteq \mathcal{C}_{\text{CP}}(X_{n+1})$. Note that we have not yet used our assumption that \mathcal{C} satisfies distribution-free coverage. Now we will apply this assumption in order to prove the converse, i.e., verifying that $\mathcal{C}(X_{n+1}; \mathcal{D}_n) \supseteq \mathcal{C}_{\text{CP}}(X_{n+1})$. We will need to show the following claim:

$$\text{For any } y \in \mathcal{Y}, \text{ Quantile}(S_1^y, \dots, S_{n+1}^y; 1 - \alpha) = 0. \quad (9.7)$$

If this claim is true, then for any $y \in \mathcal{Y}$, if $S_{n+1}^y = 1$ then we have $S_{n+1}^y > \text{Quantile}(S_1^y, \dots, S_{n+1}^y; 1 - \alpha)$ —and by Lemma 3.4, this implies $S_{n+1}^y > \text{Quantile}(S_1^y, \dots, S_n^y; (1 - \alpha)(1 + 1/n))$. Therefore, for any $y \in \mathcal{Y}$,

$$y \notin \mathcal{C}(X_{n+1}; \mathcal{D}_n) \implies S_{n+1}^y = 1 \implies y \notin \mathcal{C}_{\text{CP}}(X_{n+1}).$$

This verifies that $\mathcal{C}(X_{n+1}; \mathcal{D}_n) \supseteq \mathcal{C}_{\text{CP}}(X_{n+1})$, and thus completes the proof.

Now we will see how distribution-free validity of \mathcal{C} implies the claim (9.7). In fact, this is an immediate consequence of the following deterministic lemma:

Lemma 9.7

Let $\mathcal{D} = ((x_1, y_1), \dots, (x_m, y_m))$ be any dataset. Then, if \mathcal{C} satisfies the assumptions of Theorem 9.6, it holds that

$$\sum_{i=1}^m \mathbb{1} \{y_i \in \mathcal{C}(x_i; \mathcal{D}_{\setminus(x_i, y_i)})\} \geq (1 - \alpha)m.$$

In particular, defining $s_i = \mathbb{1} \{y_i \notin \mathcal{C}(x_i; \mathcal{D}_{\setminus(x_i, y_i)})\} \in \{0, 1\}$ for each $i \in [m]$, it holds that $\text{Quantile}(s_1, \dots, s_m; 1 - \alpha) = 0$.

The claim (9.7) then follows by applying this lemma, with $m = n + 1$ and with the augmented dataset $\mathcal{D}_{n+1}^y = ((X_1, Y_1), \dots, (X_n, Y_n), (X_{n+1}, y))$.

Proof of Lemma 9.7

Let $\sigma \in \mathcal{S}_m$ be a permutation drawn uniformly at random, and define

$$(\tilde{X}_i, \tilde{Y}_i) = (x_{\sigma(i)}, y_{\sigma(i)}), \quad i \in [m].$$

That is, the new dataset $(\tilde{X}_1, \tilde{Y}_1), \dots, (\tilde{X}_m, \tilde{Y}_m)$ is obtained by sampling uniformly without replacement from the list $(x_1, y_1), \dots, (x_m, y_m)$, and therefore, this new dataset satisfies exchangeability. Distribution-free validity of \mathcal{C} then implies that

$$1 - \alpha \leq \mathbb{P}(\tilde{Y}_m \in \mathcal{C}(\tilde{X}_m; ((\tilde{X}_i, \tilde{Y}_i))_{i \in [m-1]})).$$

We can rewrite this as

$$1 - \alpha \leq \mathbb{P}(y_{\sigma(m)} \in \mathcal{C}(x_{\sigma(m)}; ((x_{\sigma(i)}, y_{\sigma(i)}))_{i \in [m-1]})) = \mathbb{P}(y_{\sigma(m)} \in \mathcal{C}(x_{\sigma(m)}; \mathcal{D}_{\setminus(x_{\sigma(m)}, y_{\sigma(m)})})),$$

where the last step holds since, up to permutation, the dataset $((x_{\sigma(i)}, y_{\sigma(i)}))_{i \in [m-1]}$ is equal to $((x_i, y_i))_{i \in [m] \setminus \{\sigma(m)\}} = \mathcal{D}_{\setminus(x_{\sigma(m)}, y_{\sigma(m)})}$, and we have assumed symmetry of \mathcal{C} . Finally, since the (x_i, y_i) 's are treated as fixed while σ is a uniformly random permutation (and thus $\sigma(m)$ is distributed uniformly over $\{1, \dots, m\}$), we have

$$\mathbb{P}(y_{\sigma(m)} \in \mathcal{C}(x_{\sigma(m)}; \mathcal{D}_{\setminus(x_{\sigma(m)}, y_{\sigma(m)})})) = \frac{1}{m} \sum_{i=1}^m \mathbb{1} \{y_i \in \mathcal{C}(x_i; \mathcal{D}_{\setminus(x_i, y_i)})\},$$

as desired.

Bibliography

Conformal prediction with a randomized score function, presented in Section 9.1.1, appears in Vovk et al. [2005], but with different notation and terminology than we present here. That same work also defines the smoothed version of the conformal prediction interval (described in Section 9.1.2); its exact coverage, given in Theorem 9.2, is established by Vovk et al. [2005, Theorem 8.1].

The closed-form calculation of the full conformal prediction interval $\mathcal{C}(X_{n+1})$ in the special case of linear regression (as in Proposition 9.4) and related methods, such as ridge regression, is due to Nouretdinov et al. [2001]. Lei [2019] develops the piecewise linear homotopy approach for computing $\mathcal{C}(X_{n+1})$ in the case of Lasso (i.e., ℓ_1 -penalized linear regression [Tibshirani, 1996]), which is presented in Section 9.2.2. The properties of the Lasso that are leveraged for this construction are related to those developed earlier in the selective inference literature, e.g., Tibshirani et al. [2016], Lee and Taylor [2014].

The discretized version of full conformal prediction, presented in Proposition 9.5, appears in the work of Chen et al. [2018]. Related works in the literature include Chen et al. [2016], which examines the question of reducing the range of values $y \in \mathcal{Y}$ that need to be considered for inclusion in the prediction set $\mathcal{C}(X_{n+1})$; Ndiaye and Takeuchi [2019], which proposes a homotopy-based algorithm for more efficient computation of $\mathcal{C}(X_{n+1})$; and Ndiaye and Takeuchi [2022], which proposes a root-finding algorithm in general settings where the model $\hat{f}(\cdot; \mathcal{D})$ is fitted via solving an optimization problem.

The universality of conformal prediction, stated in Theorem 9.6, appears in Vovk et al. [2005, Chapter 2.4]. This result can be viewed as a modern perspective on classical results demonstrating that a permutation test is universal as a test of exchangeability (see, e.g., Scheffé [1943]).

Chapter 10

Extensions of Conformal Prediction

We now consider other prediction settings beyond creating a single uncertainty set for a single prediction. The algorithms we study in this section extend conformal prediction beyond the traditional setup and highlight opportunities for further work. We begin with risk control, which is a generalization of conformal prediction to handle other notions of error beyond miscoverage. This yields conformal-type algorithms applicable for prediction tasks where the output is a high-dimensional object, such as in image segmentation, question answering, and so on. Next, we consider multiplicity and outlier detection, explaining how split conformal p-values have a positive dependence that still enables control of the false discovery rate. We then turn to the issue of selective coverage, where we seek to maintain validity even when we focus on interesting units, rather than marginal coverage. Lastly, we consider the topic of conformal prediction and aggregating multiple models.

10.1 Beyond miscoverage: conformal risk control

Conformal prediction guarantees coverage—that $Y_{n+1} \in \mathcal{C}(X_{n+1})$ with high probability—but this notion of accuracy may not be well suited for certain settings. Particularly in machine learning, the space \mathcal{Y} may be structured such that a failure of coverage, $Y_{n+1} \notin \mathcal{C}(X_{n+1})$, is not a particularly informative notion of error. For example, Y can be very high-dimensional (e.g., a high-resolution image), making coverage of the entire Y too strict. Indeed, prediction sets themselves may not even be the desired method for communicating uncertainty. For such tasks, other notions of error can be more helpful, such as:

- **Coordinatewise coverage rate.** If $Y_{n+1} \in \mathbb{R}^d$, we may want to return a prediction set such that most coordinates of the response Y_{n+1} are contained in their respective prediction intervals, i.e., we want the coordinatewise miscoverage rate

$$\frac{1}{d} \sum_{j=1}^d \mathbb{1} \{ (Y_{n+1})_j \notin \mathcal{C}(X_{n+1})_j \} \quad (10.1)$$

to be bounded in expectation by some target error level α , where our prediction set is of the form $\mathcal{C}(X_{n+1}) = \mathcal{C}(X_{n+1})_1 \times \cdots \times \mathcal{C}(X_{n+1})_d$.

- **Accuracy in hierarchical classification.** In hierarchical classification, the classes \mathcal{Y} are the leaf nodes of an ever-coarser hierarchy—for example, a “poodle” is an instance of a “dog”, which is an instance of an “animal”, and so on. Given a prediction set $\mathcal{C}(x)$, we find the lowest common parent of its nodes, $\text{lcp}(\mathcal{C}(x))$ —for instance, if $\mathcal{C}(x) = \{ \text{“poodle”, “dog”, “cat”} \}$ then $\text{lcp}(\mathcal{C}(x)) = \text{“animal”}$, and so if $\mathcal{C}(x)$ indeed covers y then y must be an animal. Our aim, then, is that the event that we have made an error,

$$\mathbb{1} \{ \text{lcp}(\mathcal{C}(X_{n+1})) \text{ is not an ancestor of } Y_{n+1} \}, \quad (10.2)$$

is bounded by some target level α , again in expectation. In other words, we are bounding the probability of making an error.

- **False discovery rate.** Consider a setting where $Y_{n+1} \in \{0, 1\}^d$, with a 1 indicating the presence of some signal (e.g., the j th pixel of the image contains a vehicle). Then we might output a vector $\hat{Y}_{n+1} \in \{0, 1\}^d$ indicating where we believe the true signals lie, and would like to require that our set of (estimated) 1's contains mostly true positives—thus, we aim for our false discovery proportion

$$\frac{\sum_{j=1}^d \mathbb{1} \left\{ (Y_{n+1})_j = 0, (\hat{Y}_{n+1})_j = 1 \right\}}{\sum_{j=1}^d \mathbb{1} \left\{ (\hat{Y}_{n+1})_j = 1 \right\}}$$

to be bounded (in expectation) by some target level α .

Note that all the error rates in the above list are analogous to the marginal coverage guarantee in (1.1), in the sense that marginal can also be expressed as control of the miscoverage indicator,

$$\mathbb{1} \{Y_{n+1} \notin \mathcal{C}(X_{n+1})\}. \quad (10.3)$$

In this sense, marginal miscoverage, and the three other examples above, can all be thought of as a *risk*—the expected value of a loss. The basic idea of conformal risk control is to replace the indicator of miscoverage with other loss functions, to generalize beyond the goal of marginal coverage.

We now introduce some notation to unify these different examples. Let \mathcal{C}_λ denote the set-valued output of a procedure, with some tuning parameter λ —for instance, $\mathcal{C}_\lambda(X)$ might denote a prediction interval for the response Y . The tuning parameter $\lambda \in [\lambda_{\min}, \lambda_{\max}] \subseteq \mathbb{R}$ indexes a nested family of sets,

$$\lambda_1 \leq \lambda_2 \implies \mathcal{C}_{\lambda_1}(x) \subseteq \mathcal{C}_{\lambda_2}(x). \quad (10.4)$$

This is a generalization of the split conformal prediction sets, which can be written in this form, as we have seen in (3.10). One can think of λ as a parameter controlling the size of the sets, and we will choose the parameter in order to control a statistical error rate.

As our notion of statistical error, let L be a *loss function* on prediction sets, which is assumed to be monotone in \mathcal{C} ,

$$\mathcal{C} \subseteq \mathcal{C}' \implies L(y, \mathcal{C}) \geq L(y, \mathcal{C}'). \quad (10.5)$$

i.e., larger sets lead to smaller loss. For instance, for conformal prediction we have the miscoverage loss $L(y, \mathcal{C}) = \mathbb{1} \{y \notin \mathcal{C}\}$ (as in (10.3)), or we can accommodate more general examples such as (10.1) or (10.2). We hope to choose a value of λ so that the confidence set \mathcal{C}_λ satisfies

$$\mathbb{E} [L(Y_{n+1}, \mathcal{C}_\lambda(X_{n+1}))] \leq \alpha, \quad (10.6)$$

a property we refer to as *risk control*.

As hinted above, we can extend the split conformal prediction algorithm in this more general setting. The algorithm is as follows. Consider a plug-in estimator of the expected loss at each value of the tuning parameter λ , given by

$$\hat{R}(\lambda) = \frac{1}{n} \sum_{i=1}^n L(Y_i, \mathcal{C}_\lambda(X_i)).$$

Intuitively, we would expect that we can then choose a value of λ satisfying $\hat{R}(\lambda) \leq \alpha$ to achieve the desired bound on expected loss, but this does not lead to risk control due to finite-sample fluctuations in $\hat{R}(\lambda)$. To adjust for this and obtain the guarantee in (10.6), our procedure needs to be slightly more conservative—we select λ to be the value where the plug-in estimate of risk is no larger than $\alpha - (1 - \alpha)/n$:

$$\hat{\lambda} = \inf \left\{ \lambda : \hat{R}(\lambda) \leq \alpha - (1 - \alpha)/n \right\}. \quad (10.7)$$

See Figure 10.1 for a visualization of this parameter selection, and how it relates to conformal prediction. (To ensure that this set is nonempty, we will assume that $L(y, \mathcal{C}_{\lambda_{\max}}(x)) = 0$ for all (x, y) —that is, we must always have $\hat{R}(\lambda_{\max}) = 0$. For instance, for split conformal prediction, this corresponds to returning a prediction set $\mathcal{C}(x) = \mathcal{Y}$, which is guaranteed to have coverage.)

The next proposition shows that this procedure provides risk control.

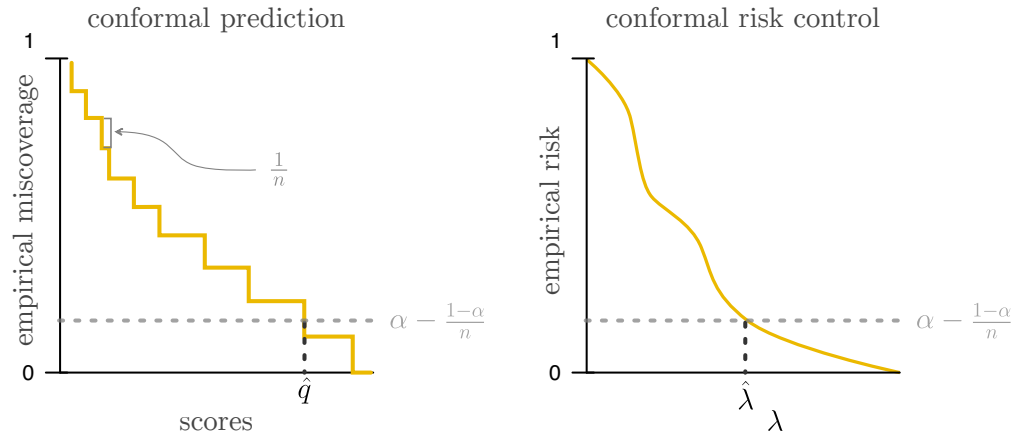


Figure 10.1: **Visualization of split conformal risk control as it compares to split conformal prediction.** Conformal risk control is a generalization of conformal prediction, but it allows for other risks besides miscoverage. The left-hand plot shows the quantile calculation for split conformal prediction, reframed in terms of miscoverage risk. The right-hand plot shows the parameter selection for conformal risk control for a smooth risk.

Theorem 10.1

Suppose that $(X_1, Y_1), \dots, (X_{n+1}, Y_{n+1})$ are exchangeable, and that the loss L takes values in $[0, 1]$. Assume that the map $\lambda \mapsto L(y, \mathcal{C}_\lambda(x))$ is right-continuous and is monotone nonincreasing, for any (x, y) . Then, with $\hat{\lambda}$ selected as in (10.7), we have

$$\mathbb{E} [L(Y_{n+1}, \mathcal{C}_{\hat{\lambda}}(X_{n+1}))] \leq \alpha.$$

Here, the expectation is over both the calibration data (i.e., the randomness in $\hat{\lambda}$ and the fresh test point, as with conformal prediction). Note that the monotonicity condition (i.e., requiring $\lambda \mapsto L(y, \mathcal{C}_\lambda(x))$ to be nonincreasing) is an immediate consequence of assuming nested sets \mathcal{C}_λ , as in (10.4), and monotonicity of the loss L , as in (10.5). The assumption of right-continuity holds in many practical instances.

Proof of Theorem 10.1

Step 1: Deterministic inequalities on monotone risks. Consider an arbitrary dataset $\mathcal{D} = ((x_1, y_1), \dots, (x_m, y_m))$. We will denote the empirical risk on the dataset as

$$\hat{R}(\lambda; \mathcal{D}) = \frac{1}{m} \sum_{i=1}^m L(y_i, \mathcal{C}_\lambda(x_i)),$$

and define the following family of thresholds:

$$\hat{\lambda}(\mathcal{D}, \beta) = \inf \left\{ \lambda : \hat{R}(\lambda; \mathcal{D}) \leq \beta \right\}.$$

The right-continuity of L implies that $\hat{R}(\lambda; \mathcal{D})$ is right-continuous for any \mathcal{D} , giving us the following deterministic inequality for any β :

$$\hat{R}(\hat{\lambda}(\mathcal{D}; \beta); \mathcal{D}) \leq \beta. \quad (10.8)$$

Step 2: Applying exchangeability. The family $\hat{\lambda}(\mathcal{D}, \beta)$, defined above, generalizes our previous choice of threshold in (10.7): we have that $\hat{\lambda} = \hat{\lambda}(\mathcal{D}_n, \alpha')$, where $\mathcal{D}_n = ((X_1, Y_1), \dots, (X_n, Y_n))$

and $\alpha' = \alpha - (1 - \alpha)/n$. However, here we will consider applying this definition to a different dataset—not to the calibration set \mathcal{D}_n , but instead, to the dataset $\mathcal{D}_{n+1} = ((X_i, Y_i))_{i \in [n+1]}$ containing both the calibration set and test point: define

$$\lambda^* = \hat{\lambda}(\mathcal{D}_{n+1}, \alpha)$$

(note that here we use the original target risk level α , not the modified level α'). Since the data points are exchangeable, and λ^* is a symmetric function of the dataset \mathcal{D}_{n+1} , we have

$$\mathbb{E}[L(Y_{n+1}, C_{\lambda^*}(X_{n+1}))] = \mathbb{E}[L(Y_i, C_{\lambda^*}(X_i))],$$

for all $i \in [n + 1]$. Therefore,

$$\mathbb{E}[L(Y_{n+1}, C_{\lambda^*}(X_{n+1}))] = \frac{1}{n+1} \sum_{i=1}^{n+1} \mathbb{E}[L(Y_i, C_{\lambda^*}(X_i))] = \mathbb{E}[\hat{R}(\lambda^*; \mathcal{D}_{n+1})] \leq \alpha,$$

where the first step holds by exchangeability, the second step by definition of \hat{R} , and the third step by (10.8).

Step 3: proving the bound. Since we have assumed L takes values in $[0, 1]$, we have

$$\hat{R}(\lambda; \mathcal{D}_{n+1}) \leq \frac{1}{n+1} + \frac{n}{n+1} \hat{R}(\lambda; \mathcal{D}_n)$$

holding for any data points and for any λ . Therefore, for any λ , by definition of α' we have

$$\hat{R}(\lambda; \mathcal{D}_n) \leq \alpha' \implies \hat{R}(\lambda; \mathcal{D}_{n+1}) \leq \alpha,$$

and so it must hold that $\lambda^* \leq \hat{\lambda}$. Monotonicity of L implies that $L(Y_{n+1}, C_{\hat{\lambda}}(X_{n+1})) \leq L(Y_{n+1}, C_{\lambda^*}(X_{n+1}))$ holds surely, and therefore

$$\mathbb{E}[L(Y_{n+1}, C_{\hat{\lambda}}(X_{n+1}))] \leq \mathbb{E}[L(Y_{n+1}, C_{\lambda^*}(X_{n+1}))] \leq \alpha.$$

We highlight again that the above is a generalization of split conformal prediction. Taking $L(y, \mathcal{S}) = \mathbb{1}\{y \notin \mathcal{S}\}$ and C_λ as in (3.10) exactly recovers the split conformal prediction algorithm, and Theorem 10.1 exactly recovers Theorem 3.2. Choosing λ to satisfy the slightly more conservative threshold $\hat{R}(\lambda) \leq \alpha - (1 - \alpha)/n$ in conformal risk control, corresponds exactly to using the $(1 - \alpha)(1 + 1/n)$, rather than $1 - \alpha$, quantile of the calibration scores in the split conformal method. Thus, this discussion sheds light on the essential mathematical structure necessary for split conformal prediction: we have a nested family of prediction sets that we tune to control miscoverage, which is a monotone loss.

10.2 Multiplicity

Conformal prediction is typically presented as a method for constructing a prediction interval for a single test point X_{n+1} , given a training set of size n . However, in practice, we often need to provide prediction intervals to multiple test points in a batch. Alternatively, we might want to screen a large collection of data points for potential outliers, via conformal p-values (as developed in Chapter 8).

These uses of conformal prediction raise an important question: how can we use conformal prediction on multiple data points if it only possesses validity guarantees for each data point individually? This is the central question of *multiplicity*.

In this section, we show how to prove guarantees of joint validity when running split conformal prediction across multiple test points. Specifically, we will study family-wise error rate (FWER) control for the problem

of joint validity of a collection of prediction intervals. We will also study the setting where conformal methodology is applied to the problem of outlier detection, and will examine FWER control as well as false discovery rate (FDR) control in this setting.

10.2.1 Controlling the family-wise error rate (FWER) for predictive coverage

Throughout this section, we will use our previous notation for the split conformal prediction setting: we write $\mathcal{D}_n = ((X_i, Y_i))_{i \in [n]}$ to denote the calibration set, while $s : \mathcal{X} \times \mathcal{Y} \rightarrow \mathbb{R}$ is the pretrained score function. Given a set of test data points X'_1, \dots, X'_m , we might be interested in obtaining a guarantee of the form

$$\mathbb{P}(Y'_1 \in \mathcal{C}(X'_1) \text{ and } \dots \text{ and } Y'_m \in \mathcal{C}(X'_m)) \geq 1 - \alpha_{\text{FWER}}, \quad (10.9)$$

meaning *all* of the m prediction sets cover (with probability at least $1 - \alpha_{\text{FWER}}$). Here α_{FWER} represents the family-wise error rate: that is, the probability of *at least one* miscoverage among our m prediction sets.

Let us now consider how the split conformal prediction method would perform relative to this goal. Since the prediction set is given by $\mathcal{C}(x) = \{y \in \mathcal{Y} : s(x, y) \leq \hat{q}\}$, where $\hat{q} = \text{Quantile}(S_1, \dots, S_n; (1 - \alpha)(1 + 1/n))$, we can rephrase the goal (10.9) above as

$$\mathbb{P}(S'_1 \leq \hat{q} \text{ and } \dots \text{ and } S'_m \leq \hat{q}) \geq 1 - \alpha_{\text{FWER}},$$

where the test point scores are given by $S'_i = s(X'_i, Y'_i)$. The key challenge is that the events $\{S'_i \leq \hat{q}\}_{i \in [m]}$ are not independent, since the threshold \hat{q} (which is random) is shared across all m events.

Let us first consider the asymptotic case, where the number of calibration points is $n \rightarrow \infty$ (while the number of test points m remains fixed). For this case, we will write \hat{q}_n (rather than \hat{q}) to emphasize that n is increasing.

Proposition 10.2

Let $(X'_1, Y'_1), \dots, (X'_m, Y'_m), (X_1, Y_1), (X_2, Y_2), \dots$ be sampled i.i.d. from some distribution P . Let $s : \mathcal{X} \times \mathcal{Y} \rightarrow \mathbb{R}$ be a pretrained score function, and for each calibration set size $n \geq 1$, define the split conformal prediction set as

$$\mathcal{C}_{\hat{q}_n}(x) = \{y : s(x, y) \leq \hat{q}_n\}$$

where the threshold is given by

$$\hat{q}_n = \text{Quantile}(S_1, \dots, S_n; (1 - \alpha)(1 + 1/n))$$

for scores $S_i = s(X_i, Y_i)$, $i \in [n]$.

Define $q^* = \text{Quantile}(F, 1 - \alpha)$, where F is the CDF of $s(X, Y)$ when $(X, Y) \sim P$. Assume that $F(q)$ is continuous at $q = q^*$, and that q^* is the unique $(1 - \alpha)$ -quantile in the sense that $F(q) > 1 - \alpha$ for all $q > q^*$.

Then

$$\lim_{n \rightarrow \infty} \mathbb{P}(Y'_1 \in \mathcal{C}_{\hat{q}_n}(X'_1) \text{ and } \dots \text{ and } Y'_m \in \mathcal{C}_{\hat{q}_n}(X'_m)) = (1 - \alpha)^m.$$

Proof of Proposition 10.2

By construction of the split conformal prediction set, $Y'_i \in \mathcal{C}_{\hat{q}_n}(X'_i)$ holds if and only if $s(X'_i, Y'_i) \leq \hat{q}_n$. Since the test point scores $S'_i = s(X'_i, Y'_i)$ are i.i.d. draws from the CDF F , and \hat{q}_n depends only on the calibration data (and is therefore independent of the test scores), we have

$$\mathbb{P}(S'_1 \leq \hat{q}_n \text{ and } \dots \text{ and } S'_m \leq \hat{q}_n) = \mathbb{E}[\mathbb{P}(S'_1 \leq \hat{q}_n \text{ and } \dots \text{ and } S'_m \leq \hat{q}_n \mid \hat{q}_n)] = \mathbb{E}[F(\hat{q}_n)^m].$$

Next, by Theorem 5.6, it holds almost surely that $\hat{q}_n \rightarrow q^*$. Since F is assumed to be continuous

at q^* , we then have $F(\hat{q}_n) \rightarrow F(q^*) = 1 - \alpha$, almost surely. By the dominated convergence theorem, then, it holds that $\mathbb{E}[F(\hat{q}_n)^m] = (1 - \alpha)^m$.

This proposition reveals a fundamental fact about FWER control with conformal prediction: it is not possible to do much better than a union bound. That is, the aim of FWER control, as stated in (10.9), will only hold (asymptotically) if we choose

$$1 - \alpha_{\text{FWER}} = (1 - \alpha)^m \iff \alpha = 1 - (1 - \alpha_{\text{FWER}})^{1/m} \approx \alpha_{\text{FWER}}/m,$$

i.e., this is nearly the Bonferroni correction. This is because, as the calibration set size n approaches infinity, the events $\{S'_i \leq \hat{q}_n\}_{i \in [m]}$ become approximately independent. Thus, we must pay for each of them in our error budget by essentially taking a Bonferroni correction—a very severe penalty.

Now we will consider the non-asymptotic case, where n is finite and fixed. In this regime, the random threshold \hat{q}_n induces dependence between the events $\{S'_i \leq \hat{q}_n\}_{i \in [m]}$, but we can still give a partial version of the above result.

Proposition 10.3

In the setting of Proposition 10.2, for any fixed $n \geq 1$,

$$\mathbb{P}(Y'_1 \in \mathcal{C}_{\hat{q}_n}(X'_1) \text{ and } \dots \text{ and } Y'_m \in \mathcal{C}_{\hat{q}_n}(X'_m)) \geq (1 - \alpha)^m.$$

Proof of Proposition 10.3

From the proof of Proposition 10.2, we have that $\mathbb{P}(S'_1 \leq \hat{q}_n \text{ and } \dots \text{ and } S'_m \leq \hat{q}_n) = \mathbb{E}[F(\hat{q}_n)^m]$. The function $t \mapsto t^m$ is convex on $t \geq 0$, so $\mathbb{E}[F(\hat{q}_n)^m] \geq \mathbb{E}[F(\hat{q}_n)]^m$ by Jensen's inequality. Finally, by definition of F , we can write $F(\hat{q}_n) = \mathbb{P}(s(X'_1, Y'_1) \leq \hat{q}_n \mid \hat{q}_n) = \mathbb{P}(Y'_1 \in \mathcal{C}_{\hat{q}_n}(X'_1) \mid \hat{q}_n)$, where $(X'_1, Y'_1) \sim P$ is a test point. Thus, by the tower law,

$$\mathbb{E}[F(\hat{q}_n)] = \mathbb{E}[\mathbb{P}(Y'_1 \in \mathcal{C}_{\hat{q}_n}(X'_1) \mid \hat{q}_n)] = \mathbb{P}(Y'_1 \in \mathcal{C}_{\hat{q}_n}(X'_1)) \geq 1 - \alpha,$$

where the last step holds by the distribution-free marginal coverage guarantee for the split conformal prediction method.

As in the asymptotic case, then, the FWER control aim (10.9) holds if we choose $\alpha = 1 - (1 - \alpha_{\text{FWER}})^{1/m}$ (a Bonferroni-type correction), but in the setting of a finite n , it's possible that this might be overly conservative. Nonetheless, if n is large then the asymptotic result of Proposition 10.2 suggests that a Bonferroni-type correction is unavoidable if we wish to obtain FWER control over a collection of test points.

10.2.2 Outlier detection with multiplicity control

We will next turn to the setting of the outlier detection problem. As before, i.i.d. calibration points $(X_1, Y_1), \dots, (X_n, Y_n)$ from a distribution P , and an independent set of test points $(X'_1, Y'_1), \dots, (X'_m, Y'_m)$. In contrast to the prediction problem, our goal now is to detect outliers (i.e., test points (X'_i, Y'_i) that were *not* drawn from P), rather than to construct prediction intervals. In particular, Y'_1, \dots, Y'_m are observed, which was not previously the case.

To formalize the question, for each test point $i \in [m]$ define the null hypothesis

$$H_{0,i} : (X'_i, Y'_i) \sim P.$$

Rejecting $H_{0,i}$ means that we claim to have detected that test point (X'_i, Y'_i) is an outlier. For the outlier detection problem, when we are simultaneously testing m many data points, we generally wish to detect

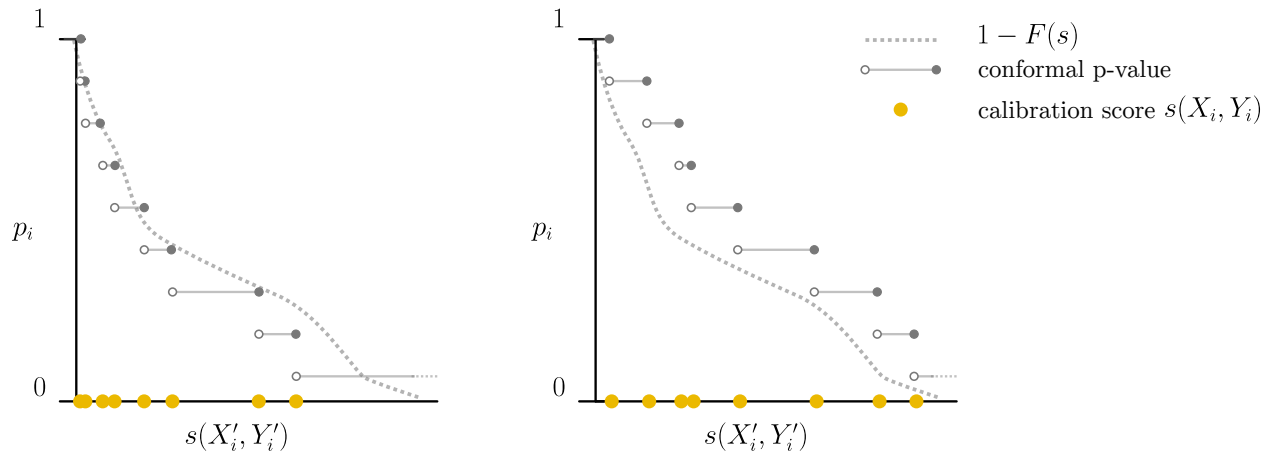


Figure 10.2: **Visualization of conformal p-values for outlier detection.** The two panels plot the conformal p-value for two realizations of the calibration set. The horizontal axis is the score of the test point, $s(X'_i, Y'_i)$. The vertical axis shows the p-value of the test point, p_i , as a piecewise function. The piecewise function depends on the realization of the calibration scores, plotted as the yellow points. The calibration scores on the left are smaller than average (due to chance), so the p-values assigned to a test point are smaller, and vice versa for the right panel. The dashed line shows the one minus the CDF of the conformal scores, which should be thought of as the oracle version of the conformal p-values—it would be the conformal p-value with an infinitely larger calibration set.

outliers without incurring too many false positives. This may be formalized by seeking to control notions of error such as the family-wise error rate (FWER) or the false discovery rate (FDR). In particular, consider a procedure that sees both the calibration points and the test points and then returns a subset $\mathcal{R} \subseteq \{1, \dots, m\}$ of the test points as outliers—this is the set of *rejections* among the null hypotheses $H_{0,1}, \dots, H_{0,m}$ being tested. In this setting, the FWER is defined as

$$\text{FWER} = \mathbb{P}(|\{i \in \mathcal{R} : H_{0,i} \text{ is true}\}| > 0),$$

the probability of making at least one false rejection (i.e., falsely labeling at least one (X'_i, Y'_i) as an outlier), while the FDR is defined as

$$\text{FDR} = \mathbb{E} \left[\frac{|\{i \in \mathcal{R} : H_{0,i} \text{ is true}\}|}{\max\{1, |\mathcal{R}|\}} \right],$$

the expected proportion of false rejections.

To move towards the goal of controlling FWER or FDR, we will now consider a p-value based approach towards testing the m null hypotheses. Assuming as before that we have a pretrained score function $s : \mathcal{X} \times \mathcal{Y} \rightarrow \mathbb{R}$, we will test each null hypothesis $H_{0,i}$ by comparing the score $S'_i = s(X'_i, Y'_i)$ against the calibration set scores S_1, \dots, S_n . Concretely, we consider the conformal p-value for test point i (recall Section 3.5.1):

$$p_i = \frac{1 + \sum_{j=1}^n \mathbb{1}\{S'_i \leq S_j\}}{n + 1}. \quad (10.10)$$

Identifying a single outlier is relatively simple—by labeling i as an outlier if $p_i \leq \alpha$ (say, $\alpha = 0.05$), we are guaranteed to incur a Type I error rate of no more than α ,

$$\mathbb{P}(p_i \leq \alpha) \leq \alpha \text{ for any } i \in [m] \text{ for which } H_{0,i} \text{ is true.}$$

This is true because p_i is a valid p-value for this null hypothesis (as we have established before, e.g., in Section 2.2). However, identifying multiple outliers out of the batch of m data points is more challenging, due to dependencies between the p-values p_i (which is induced by the shared calibration set, used to construct all the p-values, as was also the case in Section 10.2.1 above). We will now explore this in more detail.

FWER control. Suppose we would like to control the FWER at some level α_{FWER} . We can perform a Bonferroni correction, by rejecting all p-values at threshold $\alpha = \alpha_{\text{FWER}}/m$ (i.e., $\mathcal{R} = \{i \in [m] : p_i \leq \alpha\}$). However, the results of Proposition 10.3 above suggest that taking a slightly less conservative correction, $\alpha = 1 - (1 - \alpha_{\text{FWER}})^{1/m}$, is sufficient to ensure FWER control at the desired level. On the other hand, the asymptotic result of Proposition 10.2 suggests that this type of correction is unavoidable; the strong requirement of FWER control will inherently lead to a method that is quite conservative—and consequently, many outlier points might not be detected.

FDR control. For the strict aim of FWER control, we have just established that only a conservative procedure is possible, due to correcting for multiplicity. If we wish to avoid this issue (i.e., we want to avoid missing outliers due to this conservative rejection threshold), we can instead use the more permissive FDR as our statistical error rate.

The problem of controlling FDR in a multiple testing scenario is well understood if we have independent p-values. For example, the well-known Benjamini–Hochberg algorithm is defined as

$$\mathcal{R} = \left\{ i : p_i \leq \frac{\alpha_{\text{FDR}} \hat{k}}{m} \right\} \text{ where } \hat{k} = \max \left\{ k : \sum_{i=1}^m \mathbb{1} \left\{ p_i \leq \frac{\alpha_{\text{FDR}} k}{n} \right\} \geq k \right\}, \quad (10.11)$$

where $\alpha_{\text{FDR}} \in [0, 1]$ is the target FDR level. When applied to independent p-values, this algorithm has the property that $\text{FDR} \leq \alpha_{\text{FDR}}$.

This leads to the main idea of this section: for the outlier detection problem, even though the conformal p-values p_i defined above are not independent, we can still control the FDR using the Benjamini–Hochberg algorithm. This is because the conformal p-values have a particular form of dependence that is sufficient to prove the validity of the Benjamini–Hochberg algorithm:

Definition 10.4: Positive regression dependence on a subset (PRDS)

A random vector $W \in \mathbb{R}^m$ is PRDS on a set $I_0 \subseteq \{1, \dots, m\}$ if for any $i \in I_0$ and any nondecreasing set A , $\mathbb{P}(W \in A \mid W_i = w_i)$ is nondecreasing in w_i .

Here, a nondecreasing set $A \subseteq \mathbb{R}^m$ is a set where if $(a_1, \dots, a_m) \in A$, then any vector (b_1, \dots, b_m) , with $b_i \geq a_i$ for all $i \in [m]$, must also lie in A . Importantly, the Benjamini–Hochberg algorithm is known to control the FDR under this type of dependence (i.e., for PRDS p-values, the Benjamini–Hochberg procedure (10.11) satisfies $\text{FDR} \leq \alpha_{\text{FDR}}$, just like for independent p-values).

This leads directly to the main result: the PRDS property of conformal p-values constructed with a shared calibration set.

Theorem 10.5: Conformal p-values are PRDS

Suppose $(X_1, Y_1), \dots, (X_n, Y_n), (X'_1, Y'_1), \dots, (X'_m, Y'_m)$ are independent. Assume also that $(X_i, Y_i) \sim P$ for all $i \in [n]$, and that $(X'_i, Y'_i) \sim P$ for all $i \in I_0$. Let s be a pretrained score function, and assume that all calibration and test scores are distinct almost surely. Then, the conformal p-values (10.10) are PRDS on the subset I_0 .

We may compare Theorem 10.5 with the independence property of full conformal p-values in the online setting in Section 8.1. There, the conformal p-values were computed by re-running conformal prediction at each step (with all previous data used as the calibration set). In that setting, we saw that the conformal p-values are independent. By contrast, the setting studied here has a fixed calibration set that is re-used for computing the p-value for every test point. In this setting, the p-values are no longer independent, but the result of Theorem 10.5 establishes that only positive dependence is possible.

The implications of Theorem 10.5 are twofold. At a theoretical level, this result reveals something about the structure of conformal p-values: the shared calibration set induces positive dependence among all p-values. For example, if the calibration set happens to contain an unusually high fraction of data points (X_i, Y_i) with a low score $S_i = s(X_i, Y_i)$, then all p-values p_1, \dots, p_m will be more likely to be small. Moreover, at a

practical level, this result implies that using the Benjamini–Hochberg algorithm with the conformal p-values controls the FDR. We record this fact in the following corollary.

Corollary 10.6: FDR control with conformal p-values

In the setting above, let \mathcal{R} be the set of rejections of the Benjamini–Hochberg algorithm, when run at target FDR level α_{FDR} based on the p-values p_1, \dots, p_m . Then, the FDR is controlled:

$$\mathbb{E} \left[\frac{|\{i \in \mathcal{R} : H_{0,i} \text{ is true}\}|}{\max\{1, |\mathcal{R}|\}} \right] \leq \alpha_{\text{FDR}}.$$

In words, this means that conformal p-values can be used to detect outliers on a batch of test data points while retaining error control, making conformal p-values an attractive choice for statistical inference for outlier detection.

To complete this section, we present a proof of the PRDS result.

Proof of Theorem 10.5

Fix any test point in I_0 —without loss of generality we can assume it is the first one, (X'_1, Y'_1) . First, for each $i \in \{2, \dots, m\}$, we define a count

$$C_i = \sum_{j=1}^n \mathbb{1}\{s(X'_i, Y'_i) \leq s(X_j, Y_j)\} + \mathbb{1}\{s(X'_i, Y'_i) \leq s(X'_1, Y'_1)\}.$$

For intuition, we can observe that, for each $i \in \{2, \dots, m\}$, the quantity $\frac{1+C_i}{n+2}$ is the conformal p-value we would obtain for test point (X'_i, Y'_i) if we were comparing to an augmented calibration set $((X_1, Y_1), \dots, (X_n, Y_n), (X'_1, Y'_1))$ rather than only comparing to $\mathcal{D}_n = ((X_1, Y_1), \dots, (X_n, Y_n))$.

Step 1: verifying independence of p_1 and the C_i 's. First, we will prove that $p_1 \perp\!\!\!\perp (C_2, \dots, C_m)$. This claim holds by exchangeability of the augmented calibration set $(X_1, Y_1), \dots, (X_n, Y_n), (X'_1, Y'_1)$ —the counts C_i depend symmetrically on this augmented dataset, while p_1 expresses the rank of (X'_1, Y'_1) within this dataset and is therefore uniformly distributed over $\{\frac{1}{n+1}, \dots, \frac{n}{n+1}, 1\}$, even after conditioning on C_2, \dots, C_m , since we have assumed that the scores are distinct almost surely. (We can observe that this argument is nearly identical to that of Theorem 8.2, which proved independence of conformal p-values in the online testing regime.)

Step 2: recovering p_i 's from C_i 's. Next, we claim that for each $i \in \{2, \dots, m\}$,

$$s(X'_i, Y'_i) \leq s(X'_1, Y'_1) \iff C_i \geq (n+1)p_1.$$

To see why, define $f(t) = \sum_{j=1}^n \mathbb{1}\{t \leq s(X_j, Y_j)\} + \mathbb{1}\{t \leq s(X'_1, Y'_1)\}$. Then by construction, $C_i = f(s(X'_i, Y'_i))$ for each $i \in \{2, \dots, m\}$, and $p_1 = \frac{f(s(X'_1, Y'_1))}{n+1}$. Since f is monotone nonincreasing, this verifies the claim. With this calculation in place, we will now see that the original p-values p_i can be recovered as functions of p_1 and C_i : for each $i \in \{2, \dots, m\}$, by definition of p_i and of C_i , we have

$$\begin{aligned} p_i &= \frac{1 + \sum_{j=1}^n \mathbb{1}\{s(X'_i, Y'_i) \leq s(X_j, Y_j)\}}{n+1} = \frac{1 + C_i - \mathbb{1}\{s(X'_i, Y'_i) \leq s(X'_1, Y'_1)\}}{n+1} \\ &= \frac{1 + C_i - \mathbb{1}\{C_i \geq (n+1)p_1\}}{n+1}. \end{aligned}$$

Step 3: the PRDS condition. Now let $A \subseteq \mathbb{R}^m$ be a nondecreasing set. We need to verify that

$$t \mapsto \mathbb{P}((p_1, \dots, p_m) \in A \mid p_1 = t)$$

is nondecreasing in t . From Step 2, this function can equivalently be written as

$$t \mapsto \mathbb{P}(V_t \in A \mid p_1 = t)$$

where we define the random vector V_t as

$$V_t = \left(t, \frac{1 + C_2 - \mathbb{1}\{C_2 \geq (n+1)t\}}{n+1}, \dots, \frac{1 + C_m - \mathbb{1}\{C_m \geq (n+1)t\}}{n+1} \right).$$

Since we have proved that $p_1 \perp\!\!\!\perp (C_2, \dots, C_m)$ in Step 1, while V_t is a function of (C_2, \dots, C_m) , we have $\mathbb{P}(V_t \in A \mid p_1 = t) = \mathbb{P}(V_t \in A)$. Therefore, we now only need to verify that

$$t \mapsto \mathbb{P}(V_t \in A)$$

is nondecreasing in t . Next, we can observe that $t \mapsto V_t$ is always a coordinatewise monotone nondecreasing function (i.e., this holds for any value of C_2, \dots, C_m). Since A is a nondecreasing set, then, it holds almost surely that

$$V_t \in A \implies V_{t'} \in A,$$

for any $t \leq t'$. Therefore, $t \mapsto \mathbb{P}(V_t \in A)$ is an nondecreasing function, as desired.

10.3 Selective coverage

One important use of predictive models and prediction intervals is to identify promising examples for follow-up study. For example, we might have a list of medical drug candidates and we wish to identify candidates that appear to be highly effective, in order to pursue follow-up studies on these candidates. For problems of this flavor where we wish to focus on a set of “interesting” units, the marginal coverage property is insufficient—for the “interesting” units, the coverage from conformal prediction may be far less than the nominal rate.

For example, suppose that, for a test feature vector X_{n+1} , we output a prediction interval of the form $\mathcal{C}(X_{n+1}) = [\hat{f}(X_{n+1}) - \hat{q}, \hat{f}(X_{n+1}) + \hat{q}]$, as would be the case for split conformal prediction run with the residual score. The marginal coverage guarantee for conformal prediction ensures that $\mathbb{P}(Y_{n+1} \in \mathcal{C}(X_{n+1})) \geq 1 - \alpha$, on average over all possible test points. But if this unit is selected for followup study only if some criterion $\hat{f}(X_{n+1}) \geq c$ is reached (i.e., only if the predicted output is sufficiently high), the probability of coverage conditional on the unit being selected for followup testing may be lower—that is, we may have

$$\mathbb{P}(Y_{n+1} \in \mathcal{C}(X_{n+1}) \mid \hat{f}(X_{n+1}) \geq c) < 1 - \alpha.$$

This is the problem of selective inference: a guarantee that holds marginally may no longer hold if we condition on the outcome of a (data dependent) selection rule.

We next explain how conformal prediction can be adapted to avoid undercoverage on selected units. This discussion is related to the conditional coverage and Mondrian conformal prediction discussion in Chapter 4 (we will return to this connection again below). Here, we will ask for coverage conditional on a point being identified for follow-up—that is, conditional on selection.

Consider a selection rule \mathcal{I} mapping a dataset $\mathcal{D} \in (\mathcal{X} \times \mathcal{Y})^{n+1}$ to a selected subset of data points $\mathcal{I}(\mathcal{D}) \subseteq [n+1]$. To give a concrete example, the map \mathcal{I} could select all points i with $\hat{f}(X_i) \geq c$ for some prefitted model \hat{f} and some predetermined threshold c , as above. Or, as another example, the selection rule could depend in a more complex way on the entire dataset, by selecting the k points with the largest predicted response $\hat{f}(X_i)$ for some fixed k . We assume \mathcal{I} is symmetric, in the following sense:

$$\sigma(i) \in \mathcal{I}(\mathcal{D}) \iff i \in \mathcal{I}(\mathcal{D}_\sigma), \tag{10.12}$$

for any dataset \mathcal{D} , any permutation σ , and any index $i \in [n+1]$. Essentially, this condition ensures that the ordering of the data points does not affect which data points are selected. For example, if the dataset $((x, y), (x', y'))$ maps to the selection $\{1\}$ (meaning that (x, y) is selected but (x', y') is not selected), then if we permute to obtain a new dataset $((x', y'), (x, y))$, this new dataset must map to $\{2\}$ (so that, again, (x, y) is selected but (x', y') is not selected).

With this selection rule defined, we now turn to the algorithm. The prediction interval will take the following form:

$$\mathcal{C}(X_{n+1}) = \{y : S_{n+1}^y \leq \hat{q}^y, n+1 \in \mathcal{I}(\mathcal{D}_{n+1}^y)\}, \quad (10.13)$$

where the notation S_{n+1}^y and \mathcal{D}_{n+1}^y is defined as in Chapter 3. The last part of the condition, $n+1 \in \mathcal{I}(\mathcal{D}_{n+1}^y)$, ensures that we only consider values y that would lead to the test data point being selected (since we are aiming for coverage to hold conditional on this event). The other part of the condition, $S_{n+1}^y \leq \hat{q}^y$, appears identical to the full conformal prediction interval that we have defined before, in Chapter 3—but, as discussed above, using the original definition of \hat{q}^y , which was calibrated to achieve marginal coverage, may not be sufficient to achieve selective coverage, so we will need to define \hat{q}^y in a new way.

The main idea for achieving selective coverage is that \hat{q}^y is computed using only the scores from the set of selected points (rather than using all scores as for marginal coverage, in Chapter 3). These are the data points that, *even after conditioning on selection*, are exchangeable with a test point. Formally, we define

$$\hat{q}^y = \text{Quantile}((S_i^y)_{i \in \mathcal{I}^y}; (1-\alpha)(1+1/|\mathcal{I}^y|)), \quad (10.14)$$

where $\mathcal{I}^y = \{i \in [n] : i \in \mathcal{I}(\mathcal{D}_{n+1}^y)\}$ is the subset of training points that are selected when the selection rule is run with test point (X_{n+1}, y) (or, if this set is empty, then we set $\hat{q}^y = +\infty$). With this in hand, we have the following result.

Theorem 10.7: Coverage guarantee of selective conformal prediction

Suppose $(X_1, Y_1), \dots, (X_{n+1}, Y_{n+1})$ are exchangeable. Let s be a symmetric score function, and let \mathcal{I} be a symmetric selection rule as in (10.12). Assume the event $n+1 \in \mathcal{I}(\mathcal{D}_{n+1})$ (i.e., the event that the test point is selected) has positive probability. Then the prediction set $\mathcal{C}(X_{n+1})$ defined above in (10.13) and (10.14) satisfies

$$\mathbb{P}(Y_{n+1} \in \mathcal{C}(X_{n+1}) \mid n+1 \in \mathcal{I}(\mathcal{D}_{n+1})) \geq 1 - \alpha.$$

The proof of this theorem follows from the fact that the conformal scores are exchangeable conditional on the output of a symmetric selection rule, which we formally state next.

Lemma 10.8

Suppose $(X_1, Y_1), \dots, (X_{n+1}, Y_{n+1})$ are exchangeable, and let \mathcal{I} be a symmetric selection rule as in (10.12). Let \mathcal{E}_I be the event that $\mathcal{I}(\mathcal{D}_{n+1}) = I$, for some fixed nonempty subset $I \subseteq [n+1]$. Assume \mathcal{E}_I has positive probability. Then $((X_i, Y_i))_{i \in I}$ is exchangeable conditional on \mathcal{E}_I .

Furthermore, if the event $n+1 \in \mathcal{I}(\mathcal{D}_{n+1})$ has positive probability, then for any symmetric conformal score function s , the quantity

$$p = \frac{1 + \sum_{i \in [n]} \mathbb{1}\{i \in \mathcal{I}(\mathcal{D}_{n+1}), S_i \geq S_{n+1}\}}{1 + \sum_{i \in [n]} \mathbb{1}\{i \in \mathcal{I}(\mathcal{D}_{n+1})\}}$$

satisfies $\mathbb{P}(p \leq \tau \mid n+1 \in \mathcal{I}(\mathcal{D}_{n+1})) \leq \tau$ for any $\tau \in [0, 1]$.

This lemma and its proof are very similar to Lemma 4.7, which was used for bin-wise conditional coverage results in Chapter 4.

Proof of Lemma 10.8

To verify the first part of the lemma, we fix any nonempty $I \subseteq [n + 1]$ such that $\mathbb{P}(\mathcal{E}_I) > 0$. Fix any permutation σ on I , and let $\tilde{\sigma}$ be the permutation on $[n + 1]$ defined as

$$\tilde{\sigma}(i) = \begin{cases} \sigma(i), & i \in I, \\ i, & i \notin I. \end{cases}$$

Write $Z_i = (X_i, Y_i)$ for each data point $i \in [n + 1]$, and let $Z_{\tilde{\sigma}} = (Z_{\tilde{\sigma}(1)}, \dots, Z_{\tilde{\sigma}(n+1)})$. For any $A \subseteq (\mathcal{X} \times \mathcal{Y})^{|I|}$, we have

$$\begin{aligned} \mathbb{P}((Z_i)_{i \in I} \in A, \mathcal{E}_I) &= \mathbb{P}((Z_i)_{i \in I} \in A, \mathcal{I}(Z_1, \dots, Z_{n+1}) = I) \\ &= \mathbb{P}((Z_{\tilde{\sigma}(i)})_{i \in I} \in A, \mathcal{I}(Z_{\tilde{\sigma}(1)}, \dots, Z_{\tilde{\sigma}(n+1)}) = I) \text{ since } Z \stackrel{d}{=} Z_{\tilde{\sigma}} \\ &= \mathbb{P}((Z_{\tilde{\sigma}(i)})_{i \in I} \in A, \mathcal{I}(Z_1, \dots, Z_{n+1}) = I) \text{ since } \mathcal{I} \text{ satisfies (10.12) and } \sigma(I) = I \\ &= \mathbb{P}((Z_{\tilde{\sigma}(i)})_{i \in I} \in A, \mathcal{E}_I) \\ &= \mathbb{P}((Z_{\sigma(i)})_{i \in I} \in A, \mathcal{E}_I), \end{aligned}$$

where the last step holds by definition of $\tilde{\sigma}$. As in the proof of in the proof of Lemma 4.7, since this calculation holds for any A and any σ , this is sufficient to verify that $(Z_i)_{i \in I}$ is exchangeable conditional on \mathcal{E}_I .

The second part of the lemma follows identically as in the proof of Lemma 4.7, and we omit the proof.

Proof of Theorem 10.7

By definition of $\mathcal{C}(X_{n+1})$ for this setting, on the event $n + 1 \in \mathcal{I}(\mathcal{D}_{n+1})$ we have

$$Y_{n+1} \in \mathcal{C}(X_{n+1}) \iff s(X_{n+1}, Y_{n+1}) \leq \hat{q}^{Y_{n+1}} \iff p > \alpha,$$

where p is defined as in Lemma 10.8 (and the last step is proved via an analogous argument as for ordinary conformal prediction, i.e., without selection—see in Proposition 3.8). The coverage then follows from the validity in the p-value as given in Lemma 10.8.

Computationally, forming the set in (10.13) potentially requires iterating through all $y \in \mathcal{Y}$ and then computing the selection sets $\mathcal{I}(\mathcal{D}_{n+1}^y)$ and the scores S_i^y for $i = 1, \dots, n$. Thus, for any given test point, it requires $(n + 1) \cdot |\mathcal{Y}|$ evaluations of the score function and $|\mathcal{Y}|$ evaluations of the selection rule. The computation simplifies considerably when the selection rule depends only on the features X (for instance, if we select data points i for which $\hat{f}(X_i) \geq c$) and the score function for S_i^y doesn't depend on y (i.e., with scores from split conformal prediction). We give references to work that gives more tractable cases of this algorithm, as well as extensions to other forms of selective validity, in the bibliography.

The reader should note that this algorithm is similar to Mondrian conformal prediction from Section 4.6, with the selection rule \mathcal{I} serving as the analog to the function g from that section. The difference is that now \mathcal{I} depends on all the data points, whereas g depended only on one data point—we can view this method as a generalization of the procedure from Section 4.6.

10.4 Aggregating conformal sets

A common strategy in predictive modeling is model ensembling—that is, combining multiple predictive models to achieve better prediction accuracy. This leads naturally to the question of how we might combine

multiple prediction *sets* (rather than combining point predictions). Methods for this question are of practical, as well as theoretical, interest.

Such a question is subtle, however, because the precision of our estimate will vary depending on how dependent the original prediction sets are: if we aggregate K prediction sets that provide relatively independent information, the miscoverage rate should decrease substantially, while if we aggregate K sets that essentially each repeat the same information, then we would not expect their aggregated version to be more accurate. Indeed, we might even be concerned that aggregation in the presence of arbitrary dependence could potentially even inflate the miscoverage error. To address this last concern, we will begin by showing that there is a simple worst-case bound ensuring that aggregation via majority vote will preserve the coverage guarantee up to a factor of two. Next, we will outline a simple strategy that leads to more precise guarantees on coverage, but requires some additional data for calibration. Lastly, we relate the question of aggregating prediction sets to the cross-conformal prediction method studied in Chapter 6.

10.4.1 Aggregating prediction sets

Suppose we have K conformal prediction algorithms. For the first result, we require only access to the confidence sets $\mathcal{C}_1(x), \dots, \mathcal{C}_K(x)$, which are each subsets of \mathcal{Y} that depend on the feature vector $x \in \mathcal{X}$. For a test point with features X_{n+1} , we consider merging the K prediction sets by majority vote:

$$\mathcal{C}^{\text{mv}}(X_{n+1}) = \left\{ y : \frac{1}{K} \sum_{k=1}^K \mathbb{1}\{y \in \mathcal{C}_k(X_{n+1})\} > 1/2 \right\}.$$

If each set $\mathcal{C}_1(x), \dots, \mathcal{C}_K(x)$ has marginal coverage at level $1 - \alpha$, then the majority vote set has coverage at least $1 - 2\alpha$, as stated next.

Theorem 10.9: Coverage guarantee for majority vote aggregation

Suppose $\mathbb{P}(Y_{n+1} \in \mathcal{C}_k(X_{n+1})) \geq 1 - \alpha$ for each $k = 1, \dots, K$. Then

$$\mathbb{P}(Y_{n+1} \in \mathcal{C}^{\text{mv}}(X_{n+1})) \geq 1 - 2\alpha.$$

Proof of Theorem 10.9

We calculate

$$\begin{aligned} \mathbb{P}(Y_{n+1} \notin \mathcal{C}^{\text{mv}}(X_{n+1})) &= \mathbb{P}\left(\frac{1}{K} \sum_{k=1}^K \mathbb{1}\{Y_{n+1} \notin \mathcal{C}_k(X_{n+1})\} \geq \frac{1}{2}\right) \\ &\leq 2\mathbb{E}\left[\frac{1}{K} \sum_{k=1}^K \mathbb{1}\{Y_{n+1} \notin \mathcal{C}_k(X_{n+1})\}\right] \\ &= \frac{2}{K} \sum_{k=1}^K \mathbb{E}[\mathbb{1}\{Y_{n+1} \notin \mathcal{C}_k(X_{n+1})\}] \\ &\leq 2\alpha, \end{aligned}$$

where the first inequality is Markov's inequality, and the second inequality uses the marginal coverage property of each \mathcal{C}_k .

This result provides basic reassurance that the majority vote procedure is reasonable, in that the coverage cannot degrade dramatically. Still, one would hope that aggregating sets that provide partially distinct information would lead to *increased* coverage. We next outline a strategy that can accomplish this.

10.4.2 Re-calibration after aggregation

We next consider calibrating after aggregation. Our result in Theorem 10.9 shows that aggregating conformal sets after calibration will not badly degrade coverage. However, it may be much too conservative. If we instead first aggregate the sets and then perform calibration (with a small amount of extra data), we can obtain exactly $1 - \alpha$ coverage. In this sense, one more step of calibration allows us to adapt to the amount of independence in the constituent sets.

Turning to the details, suppose we have K prediction sets $\mathcal{C}_1(x; 1 - \alpha), \dots, \mathcal{C}_K(x; 1 - \alpha)$, where each set \mathcal{C}_k can be evaluated at any $x \in \mathcal{X}$ and at any confidence level $1 - \alpha$. Intuitively, each $\mathcal{C}_k(\cdot; 1 - \alpha)$ is trained with the aim of achieving (marginal) predictive coverage at level $1 - \alpha$, but unlike the majority-vote aggregation result in Theorem 10.9 above, here we do not assume a marginal coverage property for the base prediction sets \mathcal{C}_k . Instead, recalling the conformal risk control method of Section 10.1, we will use an additional independent dataset $\mathcal{D}_n = ((X_1, Y_1), \dots, (X_n, Y_n))$ to recalibrate an aggregated prediction set. (Note that we are assuming the \mathcal{C}_k 's are pretrained—that is, the new dataset \mathcal{D}_n is independent of the K constructed prediction sets.)

Turning to the details, for technical reasons we consider a version of the prediction set \mathcal{C}_k that is modified to be monotone and left-continuous in α :

$$\mathcal{C}'_k(x; 1 - \alpha) = \{y : \text{for all } \epsilon > 0, y \in \mathcal{C}_k(x; 1 - \alpha') \text{ for some } \alpha' \geq \alpha - \epsilon\}.$$

In other words, this guarantees that for $\alpha' \leq \alpha$, we have $\mathcal{C}'_k(x; 1 - \alpha) \subseteq \mathcal{C}'_k(x; 1 - \alpha')$ (i.e., the set can only increase if we require a higher confidence level), and that $\alpha \mapsto \mathbb{1}\{y \in \mathcal{C}'_k(x; 1 - \alpha)\}$ is left-continuous.

We are now ready to define an aggregation procedure. We will use the same majority-vote aggregation as in Section 10.4.1, except that here we introduce a tuning parameter λ :

$$\mathcal{C}^{\text{mv}}(x; \lambda) = \left\{ y : \frac{1}{K} \sum_{k=1}^K \mathbb{1}\{y \in \mathcal{C}'_k(x_{n+1}; \lambda)\} > 1/2 \right\}.$$

To compare to the procedure studied in the previous section, here if we choose $\lambda = 1 - \alpha$ then we would obtain exactly the same aggregated set as the one studied in Section 10.4.1 (if we ignore the minor distinction between the \mathcal{C}_k 's and the \mathcal{C}'_k 's). The intuition for this new procedure is that instead of setting $\lambda = 1 - \alpha$ a priori (which only leads to the weak coverage guarantee given in Theorem 10.9—and in fact, might either undercover *or* overcover in practice), we instead use the available data to calibrate the tuning parameter λ to achieve tighter control of the coverage level.

Our next task is then to determine how to use the dataset \mathcal{D}_n to calibrate the tuning parameter λ . We will define

$$\hat{\lambda} = \inf \left\{ \lambda \in [0, 1] : \frac{1}{n} \sum_{i=1}^n \mathbb{1}\{Y_i \notin \mathcal{C}^{\text{mv}}(X_i; \lambda)\} \leq \alpha - (1 - \alpha)/n \right\}.$$

Essentially we are just searching for the smallest value of λ such that $\mathcal{C}^{\text{mv}}(\cdot; \lambda)$ has (approximately) α miscoverage rate within the calibration data. In fact, this is simply an instance of split conformal prediction, as we will see in the proof of the coverage result below. We can also note that the definition of $\hat{\lambda}$ agrees with the tuning step of the conformal risk control procedure (10.7), and indeed we recall that split conformal prediction is simply a special case of conformal risk control, as discussed in Section 10.1 above.

Theorem 10.10: Coverage guarantee for post-aggregation calibration

Suppose $(X_1, Y_1), \dots, (X_{n+1}, Y_{n+1})$ are exchangeable, and are independent of the pretrained prediction sets $\mathcal{C}_1, \dots, \mathcal{C}_K$. Then under the notation and definitions above,

$$\mathbb{P}\left(Y_{n+1} \in \mathcal{C}^{\text{mv}}(X_{n+1}; \hat{\lambda})\right) \geq 1 - \alpha.$$

Proof of Theorem 10.10

As mentioned above, we simply need to verify that the defined procedure is a special case of split conformal prediction. Define a score function

$$s(x, y) = \inf \{ \lambda : y \in \mathcal{C}^{\text{mv}}(x; \lambda) \}.$$

Since $\lambda \mapsto \mathbb{1} \{y \in \mathcal{C}'_k(x; \lambda)\}$ is monotone nondecreasing and is right-continuous, by construction, this therefore means that $\lambda \mapsto \mathbb{1} \{y \in \mathcal{C}^{\text{mv}}(x; \lambda)\}$ is monotone nondecreasing and right-continuous as well, and so

$$y \in \mathcal{C}^{\text{mv}}(x; \lambda) \iff \lambda \geq s(x, y)$$

holds for all (x, y) , or equivalently,

$$\mathcal{C}^{\text{mv}}(x; \lambda) = \{y : s(x, y) \leq \lambda\}.$$

By definition of $\hat{\lambda}$, we then have

$$\begin{aligned} \hat{\lambda} &= \inf \left\{ \lambda \in [0, 1] : \frac{1}{n} \sum_{i=1}^n \mathbb{1} \{s(X_i, Y_i) > \lambda\} \leq \alpha - (1 - \alpha)/n \right\} \\ &= \inf \left\{ \lambda \in [0, 1] : \frac{1}{n} \sum_{i=1}^n \mathbb{1} \{s(X_i, Y_i) \leq \lambda\} \geq (1 - \alpha)(1 + 1/n) \right\} \\ &= \inf \{ \lambda \in [0, 1] : \lambda \geq \text{Quantile}(s(X_1, Y_1), \dots, s(X_n, Y_n); (1 - \alpha)(1 + 1/n)) \} \\ &= \text{Quantile}(s(X_1, Y_1), \dots, s(X_n, Y_n); (1 - \alpha)(1 + 1/n)). \end{aligned}$$

We can then see that $\mathcal{C}^{\text{mv}}(X_{n+1}; \hat{\lambda})$ is exactly equal to the split conformal prediction set, $\{y : s(X_{n+1}, y) \leq \hat{\lambda}\}$, which then guarantees coverage.

In addition to the lower bound on the coverage, under weak technical conditions we can also establish an upper bound of $1 - \alpha + \frac{1}{n+1}$ (as in Theorem 3.10 earlier). This means that calibrating after aggregation leads to sets with almost exactly the desired coverage level, unlike the original majority-vote approach of Section 10.4.1 above. In this way, calibrating after aggregation adapts to the amount of distinct information in each initial set \mathcal{C}_k .

10.4.3 Connection with cross-conformal

We conclude with a remark about how this section relates to cross-validation type conformal methods. Note that cross-conformal, CV+, and jackknife+ from Chapter 6 can all be viewed as ways of aggregating distinct conformal sets into one final set, although in a setting with additional structure on how the original sets are related. We highlight that cross-conformal can be viewed as approximately taking conformal p-values and then averaging them. The final set is then constructed with the average p-value—and because an average p-value is guaranteed to be a p-value when scaled up by 2, one can conclude that such a set has coverage at least $1 - 2\alpha$ (exactly as in the proof of Theorem 6.1). The same logic would apply to any conformal sets, not just sets based on different splits of one dataset. The reader can see that this result is similar to that of Theorem 10.9, although arrived at by different means.

Bibliography

The conformal risk control algorithm was developed in Angelopoulos et al. [2022a]. This built on work that controlled monotone and nonmonotone risk functions with high-probability guarantees [Bates et al.,

2021, Angelopoulos et al., 2021a], which in turn stemmed from the high-probability guarantees of conformal prediction Vovk [2012]. Algorithms for conformal risk control with cross-validation or leave-one-out data reuse are introduced in Cohen et al. [2024] and Angelopoulos [2024], respectively. See Fisch et al. [2022], Schuster et al. [2021], Angelopoulos et al. [2022b], Feldman et al. [2023], Teneggi et al. [2023] for recent applications of risk control to machine learning tasks.

The Benjamini–Hochberg procedure for FDR control, discussed above in Section 10.2 was introduced in Benjamini and Hochberg [1995]. The PRDS property and the result that the Benjamini–Hochberg procedure controls the FDR with such p-values is due to Benjamini and Yekutieli [2001]. The PRDS property is one of several related notions of positive dependence. In particular, it is a relaxation of the PRD property analyzed in Sarkar [1969]. The result that conformal p-values are PRDS is due to Bates et al. [2023], and was extended in Marandon et al. [2022] to exchangeable but not independent data.

The selective coverage algorithm in Section 10.3 can be viewed as a special case of Mondrian conformal prediction Vovk et al. [2003a]. The emphasis on coverage conditional on the test point being interesting is motivated by the topic of selective inference in statistics [e.g., Berk et al., 2013, Fithian, 2015, Lee et al., 2016]. Selective versions of conformal prediction have been developed by Jin and Candès [2023a,b], which extend the ideas described in Section 10.3 to more complex settings, including FDR control and covariate shift. The procedure we give in Section 10.3 is explicitly discussed in Bao et al. [2024], Jin and Ren [2024], who also develop algorithms for selective coverage with other selection rules and covariate shift.

Turning to Section 10.4, the general problem of aggregating prediction sets is studied by Cherubin [2019], Solari and Djordjilović [2022], and Gasparin and Ramdas [2024]. In particular, the statement of Theorem 10.9 was given in Cherubin [2019] and the proof we give is taken from Gasparin and Ramdas [2024]. Our approach toward tuning the confidence level of the initial sets before aggregation builds on the nested-sets interpretation of split conformal prediction developed by Gupta et al. [2021]. The related topic of selecting a conformal set from many candidates is also studied in Yang and Kuchibhotla [2024]. Lastly, aggregating prediction sets that are formed from resampling on a single dataset (such as cross-validation approaches) is an important topic that we discuss in detail in Chapter 6—see the references therein.

Part IV

Beyond Predictive Inference

Bibliography

- Alnur Ali, Maxime Cauchois, and John C Duchi. The lifecycle of a statistical model: Model failure detection, identification, and refitting. *arXiv preprint arXiv:2202.04166*, 2022.
- Anastasios N. Angelopoulos. Note on full conformal risk control, 2024. URL https://people.eecs.berkeley.edu/~angelopoulos/publications/working_papers/full-risk.pdf.
- Anastasios N Angelopoulos, Stephen Bates, Emmanuel J Candès, Michael I Jordan, and Lihua Lei. Learn then test: Calibrating predictive algorithms to achieve risk control. *arXiv preprint arXiv:2110.01052*, 2021a.
- Anastasios N Angelopoulos, Stephen Bates, Adam Fisch, Lihua Lei, and Tal Schuster. Conformal risk control. *arXiv preprint arXiv:2208.02814*, 2022a.
- Anastasios N Angelopoulos, Amit P Kohli, Stephen Bates, Michael I Jordan, Jitendra Malik, Thayer Alshaabi, Srigokul Upadhyayula, and Yaniv Romano. Image-to-image regression with distribution-free uncertainty quantification and applications in imaging. *arXiv preprint arXiv:2202.05265*, 2022b.
- Anastasios N. Angelopoulos, Emmanuel Candes, and Ryan Tibshirani. Conformal PID control for time series prediction. In *Neural Information Processing Systems*, 2023.
- Anastasios N Angelopoulos, Rina Foygel Barber, and Stephen Bates. Online conformal prediction with decaying step sizes. *arXiv preprint arXiv:2402.01139*, 2024.
- Anastasios Nikolas Angelopoulos, Stephen Bates, Jitendra Malik, and Michael I Jordan. Uncertainty sets for image classifiers using conformal prediction. In *International Conference on Learning Representations*, 2021b. URL https://openreview.net/forum?id=eNdiU_DbM9.
- Vineeth Balasubramanian, Shen-Shyang Ho, and Vladimir Vovk. *Conformal prediction for reliable machine learning: theory, adaptations and applications*. Newnes, 2014.
- Yajie Bao, Yuyang Huo, Haojie Ren, and Changliang Zou. Selective conformal inference with false coverage-statement rate control. *Biometrika*, page asae010, 2024.
- Rina Foygel Barber, Emmanuel J Candès, Aaditya Ramdas, and Ryan J Tibshirani. The limits of distribution-free conditional predictive inference. *Information and Inference: A Journal of the IMA*, 10(2):455–482, 2021a.
- Rina Foygel Barber, Emmanuel J Candès, Aaditya Ramdas, and Ryan J Tibshirani. Predictive inference with the jackknife+. *The Annals of Statistics*, 49(1):486–507, 2021b.
- Rina Foygel Barber, Emmanuel J Candès, Aaditya Ramdas, and Ryan J Tibshirani. Conformal prediction beyond exchangeability. *arXiv:2202.13415*, 2022.
- Osbert Bastani, Varun Gupta, Christopher Jung, Georgy Noarov, Ramya Ramalingam, and Aaron Roth. Practical adversarial multivald conformal prediction. In Alice H. Oh, Alekh Agarwal, Danielle Belgrave, and Kyunghyun Cho, editors, *Advances in Neural Information Processing Systems*, 2022. URL <https://openreview.net/forum?id=QNjyrDBx6tz>.

- Stephen Bates, Anastasios Angelopoulos, Lihua Lei, Jitendra Malik, and Michael Jordan. Distribution-free, risk-controlling prediction sets. *Journal of the Association for Computing Machinery*, 68(6), 9 2021.
- Stephen Bates, Emmanuel Candès, Lihua Lei, Yaniv Romano, and Matteo Sesia. Testing for outliers with conformal p-values. *The Annals of Statistics*, 51(1):149–178, 2023.
- Pierre Bayle, Alexandre Bayle, Lucas Janson, and Lester Mackey. Cross-validation confidence intervals for test error. *Advances in Neural Information Processing Systems*, 33:16339–16350, 2020.
- Yoav Benjamini and Yosef Hochberg. Controlling the false discovery rate: a practical and powerful approach to multiple testing. *Journal of the Royal statistical society: series B (Methodological)*, 57(1):289–300, 1995.
- Yoav Benjamini and Daniel Yekutieli. The control of the false discovery rate in multiple testing under dependency. *The Annals of Statistics*, 29(4):1165 – 1188, 2001. doi: 10.1214/aos/1013699998.
- Richard Berk, Lawrence Brown, Andreas Buja, Kai Zhang, and Linda Zhao. Valid post-selection inference. *The Annals of Statistics*, pages 802–837, 2013.
- Julian Besag and Peter Clifford. Generalized monte carlo significance tests. *Biometrika*, 76(4):633–642, 1989.
- Aadyot Bhatnagar, Huan Wang, Caiming Xiong, and Yu Bai. Improved online conformal prediction via strongly adaptive online learning. *arXiv preprint arXiv:2302.07869*, 2023.
- Michael Bian and Rina Foygel Barber. Training-conditional coverage for distribution-free predictive inference. *arXiv preprint arXiv:2205.03647*, 2022.
- Olivier Bousquet and André Elisseeff. Stability and generalization. *The Journal of Machine Learning Research*, 2:499–526, 2002.
- Emmanuel J Candès, Lihua Lei, and Zhimei Ren. Conformalized survival analysis. *arXiv:2103.09763*, 2021.
- Maxime Cauchois, Suyash Gupta, Alnur Ali, and John C Duchi. Robust validation: Confident predictions even when distributions shift. *Journal of the American Statistical Association*, pages 1–66, 2024.
- Probal Chaudhuri. Global nonparametric estimation of conditional quantile functions and their derivatives. *Journal of Multivariate Analysis*, 39(2):246–269, 1991.
- Qizhao Chen, Vasilis Syrgkanis, and Morgane Austern. Debiased machine learning without sample-splitting for stable estimators. *Advances in Neural Information Processing Systems*, 35:3096–3109, 2022.
- Wenyu Chen, Zhaokai Wang, Wooseok Ha, and Rina Foygel Barber. Trimmed conformal prediction for high-dimensional models. *arXiv preprint arXiv:1611.09933*, 2016.
- Wenyu Chen, Kelli-Jean Chun, and Rina Foygel Barber. Discretized conformal prediction for efficient distribution-free inference. *Stat*, 7(1):e173, 2018.
- Victor Chernozhukov, Kaspar Wüthrich, and Zhu Yinchu. Exact and robust conformal inference methods for predictive machine learning with dependent data. In *Conference On Learning Theory*, pages 732–749. PMLR, 2018.
- Victor Chernozhukov, Kaspar Wüthrich, and Yinchu Zhu. Distributional conformal prediction. *Proceedings of the National Academy of Sciences*, 118(48):e2107794118, 2021.
- Giovanni Cherubin. Majority vote ensembles of conformal predictors. *Machine Learning*, 108(3):475–488, 2019.
- Kfir M Cohen, Sangwoo Park, Osvaldo Simeone, and Shlomo Shamai. Cross-validation conformal risk control. *arXiv preprint arXiv:2401.11974*, 2024.
- Bruno De Finetti. Funzione caratteristica di un fenomeno aleatorio. In *Atti del Congresso Internazionale dei Matematici: Bologna del 3 al 10 de Settembre di 1928*, pages 179–190, 1929.

- Luc Devroye and Terry Wagner. Distribution-free inequalities for the deleted and holdout error estimates. *IEEE Transactions on Information Theory*, 25(2):202–207, 1979.
- Persi Diaconis and David Freedman. Finite exchangeable sequences. *The Annals of Probability*, pages 745–764, 1980.
- Tiffany Ding, Anastasios Angelopoulos, Stephen Bates, Michael Jordan, and Ryan J Tibshirani. Class-conditional conformal prediction with many classes. *Advances in Neural Information Processing Systems*, 36, 2024.
- Edgar Dobriban and Mengxin Yu. Symmpi: Predictive inference for data with group symmetries. *arXiv preprint arXiv:2312.16160*, 2023.
- John C Duchi, Suyash Gupta, Kuanhao Jiang, and Pragya Sur. Predictive inference in multi-environment scenarios. *arXiv preprint arXiv:2403.16336*, 2024.
- Richard M Dudley, Rimas Norvaiša, and Rimas Norvaiša. *Concrete functional calculus*. Springer, 2011.
- Meyer Dwass. Modified randomization tests for nonparametric hypotheses. *The Annals of Mathematical Statistics*, pages 181–187, 1957.
- Sam Elder. Bayesian adaptive data analysis guarantees from subgaussianity. *arXiv preprint arXiv:1611.00065*, 2016.
- Andre Elisseeff, Theodoros Evgeniou, Massimiliano Pontil, and Leslie Pack Kaelbling. Stability of randomized learning algorithms. *Journal of Machine Learning Research*, 6(1), 2005.
- Michael D Ernst. Permutation methods: a basis for exact inference. *Statistical Science*, pages 676–685, 2004.
- Clara Fannjiang, Stephen Bates, Anastasios N Angelopoulos, Jennifer Listgarten, and Michael I Jordan. Conformal prediction under feedback covariate shift for biomolecular design. *Proceedings of the National Academy of Sciences*, 119(43):e2204569119, 2022.
- Shai Feldman, Liran Ringel, Stephen Bates, and Yaniv Romano. Achieving risk control in online learning settings. *Transactions on Machine Learning Research*, 2023. ISSN 2835-8856.
- Adam Fisch, Tal Schuster, Tommi Jaakkola, and Regina Barzilay. Conformal prediction sets with limited false positives. In *International Conference on Machine Learning*, pages 6514–6532. PMLR, 2022.
- Ronald A Fisher et al. Mathematics of a lady tasting tea. *The world of mathematics*, 3(part 8):1514–1521, 1956.
- William Fithian. *Topics in Adaptive Inference*. Stanford University, 2015.
- Matteo Gasparin and Aaditya Ramdas. Merging uncertainty sets via majority vote. *arXiv preprint arXiv:2401.09379*, 2024.
- Ulysse Gazin. Asymptotics for conformal inference. *arXiv preprint arXiv:2409.12019*, 2024.
- Isaac Gibbs and Emmanuel Candès. Adaptive conformal inference under distribution shift. *arXiv:2106.00170*, 2021.
- Isaac Gibbs and Emmanuel Candès. Conformal inference for online prediction with arbitrary distribution shifts. *arXiv preprint arXiv:2208.08401*, 2022.
- Isaac Gibbs, John J Cherian, and Emmanuel J Candès. Conformal prediction with conditional guarantees. *arXiv preprint arXiv:2305.12616*, 2023.
- Leying Guan. Localized conformal prediction: A generalized inference framework for conformal prediction. *Biometrika*, 110(1):33–50, 2023.

- Yu Gui, Rohan Hore, Zhimei Ren, and Rina Foygel Barber. Conformalized survival analysis with adaptive cut-offs. *Biometrika*, 111(2):459–477, 2024.
- Chirag Gupta, Arun K. Kuchibhotla, and Aaditya Ramdas. Nested conformal prediction and quantile out-of-bag ensemble methods. *Pattern Recognition*, page 108496, 2021.
- Laszlo Györfi and Harro Walk. Nearest neighbor based conformal prediction. In *Annales de l'ISUP*, volume 63(2-3), pages 173–190, 2019.
- Moritz Hardt, Ben Recht, and Yoram Singer. Train faster, generalize better: Stability of stochastic gradient descent. In *International conference on machine learning*, pages 1225–1234. PMLR, 2016.
- Matthew T Harrison. Conservative hypothesis tests and confidence intervals using importance sampling. *Biometrika*, 99(1):57–69, 2012.
- Jesse Hemerik and Jelle Goeman. Exact testing with random permutations. *Test*, 27(4):811–825, 2018.
- Jesse Hemerik and Jelle J Goeman. Another look at the lady tasting tea and differences between permutation tests and randomisation tests. *International Statistical Review*, 89(2):367–381, 2021.
- Edwin Hewitt and Leonard J Savage. Symmetric measures on cartesian products. *Transactions of the American Mathematical Society*, 80(2):470–501, 1955.
- Rohan Hore and Rina Foygel Barber. Conformal prediction with local weights: randomization enables local guarantees. *arXiv preprint arXiv:2310.07850*, 2023.
- Rafael Izbicki, Gilson Shimizu, and Rafael Stern. Flexible distribution-free conditional predictive bands using density estimators. In *Proceedings of Machine Learning Research*, volume 108, pages 3068–3077. PMLR, 2020.
- Ying Jin and Emmanuel J Candès. Model-free selective inference under covariate shift via weighted conformal p-values. *arXiv preprint arXiv:2307.09291*, 2023a.
- Ying Jin and Emmanuel J Candès. Selection by prediction with conformal p-values. *Journal of Machine Learning Research*, 24(244):1–41, 2023b.
- Ying Jin and Zhimei Ren. Confidence on the focal: Conformal prediction with selection-conditional coverage. *arXiv preprint arXiv:2403.03868*, 2024.
- Ying Jin, Zhimei Ren, and Emmanuel J Candès. Sensitivity analysis of individual treatment effects: A robust conformal inference approach. *Proceedings of the National Academy of Sciences*, 120(6):e2214889120, 2023.
- William Ernest Johnson. *The Logical Foundations of Science*. University Press, 1924.
- Christopher Jung, Georgy Noarov, Ramya Ramalingam, and Aaron Roth. Batch multivald conformal prediction. *arXiv preprint arXiv:2209.15145*, 2022.
- Satyen Kale, Ravi Kumar, and Sergei Vassilvitskii. Cross-validation and mean-square stability. In *ICS*, pages 487–495, 2011.
- Michael Kearns and Dana Ron. Algorithmic stability and sanity-check bounds for leave-one-out cross-validation. In *Proceedings of the tenth annual conference on Computational learning theory*, pages 152–162, 1997.
- Byol Kim and Rina Foygel Barber. Black box tests for algorithmic stability. *arXiv preprint arXiv:2111.15546*, 2021.
- Byol Kim, Chen Xu, and Rina Barber. Predictive inference is free with the jackknife+-after-bootstrap. *Advances in Neural Information Processing Systems*, 33:4138–4149, 2020.
- Ilmun Kim, Sivaraman Balakrishnan, and Larry Wasserman. Minimax optimality of permutation tests. *The Annals of Statistics*, 50(1):225–251, 2022.

- Roger Koenker and Gilbert Bassett Jr. Regression quantiles. *Econometrica: Journal of the Econometric Society*, 46(1):33–50, 1978.
- Nick W Koning and Jesse Hemerik. Faster exact permutation testing: Using a representative subgroup. *ArXiv preprint. Available at*, 2022.
- Arun Kumar Kuchibhotla. Exchangeability, conformal prediction, and rank tests. *arXiv preprint arXiv:2005.06095*, 2020.
- Ravi Kumar, Daniel Lokshtanov, Sergei Vassilvitskii, and Andrea Vattani. Near-optimal bounds for cross-validation via loss stability. In *International Conference on Machine Learning*, pages 27–35. PMLR, 2013.
- HG Landau. On dominance relations and the structure of animal societies: Iii the condition for a score structure. *The bulletin of mathematical biophysics*, 15:143–148, 1953.
- Jason D Lee and Jonathan E Taylor. Exact post model selection inference for marginal screening. *Advances in neural information processing systems*, 27, 2014.
- Jason D. Lee, Dennis L. Sun, Yuekai Sun, and Jonathan E. Taylor. Exact post-selection inference, with application to the lasso. *The Annals of Statistics*, 44(3):907 – 927, 2016. doi: 10.1214/15-AOS1371. URL <https://doi.org/10.1214/15-AOS1371>.
- Erich Leo Lehmann, Joseph P Romano, and George Casella. *Testing statistical hypotheses*, volume 3. Springer, 1986.
- Jing Lei. Classification with confidence. *Biometrika*, 101(4):755–769, 10 2014. ISSN 0006-3444. doi: 10.1093/biomet/asu038. URL <https://doi.org/10.1093/biomet/asu038>.
- Jing Lei. Fast exact conformalization of the lasso using piecewise linear homotopy. *Biometrika*, 106(4): 749–764, 2019.
- Jing Lei and Larry Wasserman. Distribution-free prediction bands for non-parametric regression. *Journal of the Royal Statistical Society: Series B: Statistical Methodology*, pages 71–96, 2014.
- Jing Lei, James Robins, and Larry Wasserman. Distribution-free prediction sets. *Journal of the American Statistical Association*, 108(501):278–287, 2013.
- Jing Lei, Max G’Sell, Alessandro Rinaldo, Ryan J. Tibshirani, and Larry Wasserman. Distribution-free predictive inference for regression. *Journal of the American Statistical Association*, 113(523):1094–1111, 2018. doi: 10.1080/01621459.2017.1307116.
- Lihua Lei and Emmanuel J. Candès. Conformal inference of counterfactuals and individual treatment effects. *arXiv:2006.06138*, 2020.
- Tuve Löfström, Henrik Boström, Henrik Linusson, and Ulf Johansson. Bias reduction through conditional conformal prediction. *Intelligent Data Analysis*, 19(6):1355–1375, 2015.
- Ariane Marandon, Lihua Lei, David Mary, and Etienne Roquain. Adaptive novelty detection with false discovery rate guarantee. *arXiv preprint arXiv:2208.06685*, 2022.
- Olivier Marchal and Julyan Arbel. On the sub-Gaussianity of the Beta and Dirichlet distributions. *Electronic Communications in Probability*, 22(none):1 – 14, 2017. doi: 10.1214/17-ECP92. URL <https://doi.org/10.1214/17-ECP92>.
- Eugene Ndiaye. Stable conformal prediction sets. In *International Conference on Machine Learning*, pages 16462–16479. PMLR, 2022.
- Eugene Ndiaye and Ichiro Takeuchi. Computing full conformal prediction set with approximate homotopy. In *Advances in Neural Information Processing Systems*, 2019. URL <https://arxiv.org/pdf/1909.09365.pdf>.

- Eugene Ndiaye and Ichiro Takeuchi. Root-finding approaches for computing conformal prediction set. *Machine Learning*, 2022. doi: 10.1007/s10994-022-06233-5.
- Ilya Nourtdinov, Thomas Melluish, and Volodya Vovk. Ridge regression confidence machine. In *ICML*, pages 385–392. Citeseer, 2001.
- Harris Papadopoulos, Kostas Proedrou, Vladimir Vovk, and Alex Gammerman. Inductive confidence machines for regression. In *Machine Learning: European Conference on Machine Learning*, pages 345–356, 2002.
- Sangdon Park, Osbert Bastani, Nikolai Matni, and Insup Lee. PAC confidence sets for deep neural networks via calibrated prediction. In *International Conference on Learning Representations*, 2020. URL <https://openreview.net/forum?id=BJxVI04YvB>.
- Sangdon Park, Shuo Li, Osbert Bastani, and Insup Lee. PAC confidence predictions for deep neural network classifiers. In *International Conference on Learning Representations*, 2021. URL <https://openreview.net/forum?id=Qk-Wq5AIjppq>.
- Belinda Phipson and Gordon K Smyth. Permutation p-values should never be zero: calculating exact p-values when permutations are randomly drawn. *Statistical applications in genetics and molecular biology*, 9(1), 2010.
- Edwin JG Pitman. Significance tests which may be applied to samples from any populations. *Supplement to the Journal of the Royal Statistical Society*, 4(1):119–130, 1937.
- Aleksandr Podkopaev and Aaditya Ramdas. Distribution-free uncertainty quantification for classification under label shift. In *Uncertainty in Artificial Intelligence*, pages 844–853. PMLR, 2021.
- Tomaso Poggio, Ryan Rifkin, Sayan Mukherjee, and Alex Rakhlin. Bagging regularizes. *MIT D-Lab AI Memo*, 2002.
- Drew Prinster, Anqi Liu, and Suchi Saria. Jaws: Auditing predictive uncertainty under covariate shift. *Advances in Neural Information Processing Systems*, 35:35907–35920, 2022.
- Drew Prinster, Samuel Stanton, Anqi Liu, and Suchi Saria. Conformal validity guarantees exist for any data distribution. *arXiv preprint arXiv:2405.06627*, 2024.
- Aaditya Ramdas, Johannes Ruf, Martin Larsson, and Wouter M Koolen. Testing exchangeability: Fork-convexity, supermartingales and e-processes. *International Journal of Approximate Reasoning*, 141:83–109, 2022.
- Aaditya Ramdas, Peter Grünwald, Vladimir Vovk, and Glenn Shafer. Game-theoretic statistics and safe anytime-valid inference. *Statistical Science*, 38(4):576–601, 2023.
- William H Rogers and Terry J Wagner. A finite sample distribution-free performance bound for local discrimination rules. *The Annals of Statistics*, pages 506–514, 1978.
- Yaniv Romano, Evan Patterson, and Emmanuel Candès. Conformalized quantile regression. *Advances in Neural Information Processing Systems*, 32:3543–3553, 2019.
- Yaniv Romano, Matteo Sesia, and Emmanuel Candes. Classification with valid and adaptive coverage. *Advances in Neural Information Processing Systems*, 33:3581–3591, 2020.
- Ludger Rüschendorf. Random variables with maximum sums. *Advances in Applied Probability*, 14(3):623–632, 1982.
- Mauricio Sadinle, Jing Lei, and L. Wasserman. Least ambiguous set-valued classifiers with bounded error levels. *Journal of the American Statistical Association*, 114:223 – 234, 2019.
- Tapas Kumar Sarker. Some lower bounds of reliability, 1969.

- Craig Saunders, Alexander Gammernan, and Volodya Vovk. Transduction with confidence and credibility. *Proceedings of the 16th international joint conference on Artificial intelligence-Volume 2*, pages 722–726, 1999.
- Henry Scheffé. On a measure problem arising in the theory of non-parametric tests. *The Annals of Mathematical Statistics*, 14(3):227–233, 1943.
- Tal Schuster, Adam Fisch, Tommi Jaakkola, and Regina Barzilay. Consistent accelerated inference via confident adaptive transformers. *Empirical Methods in Natural Language Processing*, 2021.
- Matteo Sesia and Emmanuel J Candès. A comparison of some conformal quantile regression methods. *Stat*, 9(1):e261, 2020. doi: 10.1002/sta4.261. URL <https://onlinelibrary.wiley.com/doi/abs/10.1002/sta4.261>.
- Glenn Shafer and Vladimir Vovk. A tutorial on conformal prediction. *Journal of Machine Learning Research*, 9(Mar):371–421, 2008.
- Shai Shalev-Shwartz, Ohad Shamir, Nathan Srebro, and Karthik Sridharan. Learnability, stability and uniform convergence. *The Journal of Machine Learning Research*, 11:2635–2670, 2010.
- Aldo Solari and Vera Djordjilović. Multi split conformal prediction. *Statistics & Probability Letters*, 184:109395, 2022.
- Jake A Soloff, Rina Foygel Barber, and Rebecca Willett. Bagging provides assumption-free stability. *arXiv preprint arXiv:2301.12600*, 2023.
- Adriaan Johannes Stam. Distance between sampling with and without replacement. *Statistica Neerlandica*, 32(2):81–91, 1978.
- Lukas Steinberger and Hannes Leeb. Conditional predictive inference for high-dimensional stable algorithms. *arXiv preprint arXiv:1809.01412*, 2018.
- Mervyn Stone. Cross-validatory choice and assessment of statistical predictions. *Journal of the royal statistical society: Series B (Methodological)*, 36(2):111–133, 1974.
- Jacopo Teneggi, Matthew Tivnan, Web Stayman, and Jeremias Sulam. How to trust your diffusion model: A convex optimization approach to conformal risk control. In Andreas Krause, Emma Brunskill, Kyunghyun Cho, Barbara Engelhardt, Sivan Sabato, and Jonathan Scarlett, editors, *Proceedings of the 40th International Conference on Machine Learning*, volume 202 of *Proceedings of Machine Learning Research*, pages 3394–33960. PMLR, 23–29 Jul 2023.
- Robert Tibshirani. Regression shrinkage and selection via the lasso. *Journal of the Royal Statistical Society Series B: Statistical Methodology*, 58(1):267–288, 1996.
- Ryan J Tibshirani, Jonathan Taylor, Richard Lockhart, and Robert Tibshirani. Exact post-selection inference for sequential regression procedures. *Journal of the American Statistical Association*, 111(514):600–620, 2016.
- Ryan J Tibshirani, Rina Foygel Barber, Emmanuel Candès, and Aaditya Ramdas. Conformal prediction under covariate shift. *Advances in Neural Information Processing Systems 32*, pages 2530–2540, 2019.
- Jean Ville. Etude critique de la notion de collectif. *Bull. Amer. Math. Soc*, 45(11):824, 1939.
- Vladimir Vovk. On-line confidence machines are well-calibrated. In *The 43rd Annual IEEE Symposium on Foundations of Computer Science*, pages 187–196. IEEE, 2002.
- Vladimir Vovk. Conditional validity of inductive conformal predictors. In *Proceedings of the Asian Conference on Machine Learning*, volume 25, pages 475–490, 2012.

- Vladimir Vovk. Transductive conformal predictors. In *Artificial Intelligence Applications and Innovations: 9th IFIP WG 12.5 International Conference, AIAI 2013, Paphos, Cyprus, September 30–October 2, 2013, Proceedings 9*, pages 348–360. Springer, 2013.
- Vladimir Vovk. Cross-conformal predictors. *Annals of Mathematics and Artificial Intelligence*, 74(1-2):9–28, 2015.
- Vladimir Vovk and Ruodu Wang. Combining p-values via averaging. *Biometrika*, 107(4):791–808, 2020.
- Vladimir Vovk, Alexander Gammerman, and Craig Saunders. Machine-learning applications of algorithmic randomness. In *International Conference on Machine Learning*, pages 444–453, 1999.
- Vladimir Vovk, David Lindsay, Ilya Nourtdinov, and Alex Gammerman. Mondrian confidence machine. *Technical Report*, 2003a.
- Vladimir Vovk, Ilya Nourtdinov, and Alexander Gammerman. Testing exchangeability on-line. In *Proceedings of the Twelfth International Conference on Machine Learning (ICML)*, pages 768–775, 2003b.
- Vladimir Vovk, Alex Gammerman, and Glenn Shafer. *Algorithmic Learning in a Random World*. Springer, 2005. doi: 10.1007/b106715.
- Vladimir Vovk, Ilya Nourtdinov, Valery Manokhin, and Alexander Gammerman. Cross-conformal predictive distributions. In *conformal and probabilistic prediction and applications*, pages 37–51. PMLR, 2018.
- Abraham Wald. An extension of Wilks’ method for setting tolerance limits. *Annals of Mathematical Statistics*, 14(1):45–55, 1943. doi: 10.1214/aoms/1177731491.
- David Williams. *Probability with martingales*. Cambridge university press, 1991.
- Chen Xu and Yao Xie. Conformal prediction for time series. *IEEE Transactions on Pattern Analysis and Machine Intelligence*, 2023a.
- Chen Xu and Yao Xie. Sequential predictive conformal inference for time series. In *International Conference on Machine Learning*, pages 38707–38727. PMLR, 2023b.
- Yachong Yang and Arun Kumar Kuchibhotla. Selection and aggregation of conformal prediction sets. *Journal of the American Statistical Association*, pages 1–13, 2024.
- Yachong Yang, Arun Kumar Kuchibhotla, and Eric Tchetgen Tchetgen. Doubly robust calibration of prediction sets under covariate shift. *arXiv preprint arXiv:2203.01761*, 2022.
- Mingzhang Yin, Claudia Shi, Yixin Wang, and David M Blei. Conformal sensitivity analysis for individual treatment effects. *arXiv:2112.03493*, 2021.
- Margaux Zaffran, Olivier Féron, Yannig Goude, Julie Josse, and Aymeric Dieuleveut. Adaptive conformal predictions for time series. In *International Conference on Machine Learning*, pages 25834–25866. PMLR, 2022.