

Shear transport in far-from-equilibrium isotropization of supersymmetric Yang-Mills plasma

Shoucheng Wang,^a Song He,^{b,c,d,e} Li Li^{a,f,g}

^a*CAS Key Laboratory of Theoretical Physics, Institute of Theoretical Physics, Chinese Academy of Sciences, Beijing 100190, China*

^b*Institute of Fundamental Physics and Quantum Technology, Ningbo University, Ningbo, Zhejiang 315211, China*

^c*School of Physical Science and Technology, Ningbo University, Ningbo, 315211, China*

^d*Center for Theoretical Physics and College of Physics, Jilin University, Changchun 130012, People's Republic of China*

^e*Max Planck Institute for Gravitational Physics (Albert Einstein Institute), Am Mühlenberg 1, 14476 Golm, Germany*

^f*School of Fundamental Physics and Mathematical Sciences, Hangzhou Institute for Advanced Study, University of Chinese Academy of Sciences, Hangzhou 310024, China*

^g*School of Physical Sciences, University of Chinese Academy of Sciences, Beijing 100049, China*

E-mail: hesong@nbu.edu.cn, liliphy@itp.ac.cn

ABSTRACT: We holographically study the far-from-equilibrium isotropization dynamics of the strongly coupled $\mathcal{N} = 4$ supersymmetric Yang-Mills plasma. The dual gravitational background is driven to be out of equilibrium and anisotropic by a time-dependent change in boundary conditions. At late times, the system relaxes and asymptotically approaches a static configuration. The large initial energy densities accelerate the isotropization significantly compared to the initial geometry corresponding to the supersymmetric Yang-Mills vacuum. We analyze shear transport during isotropization by directly computing the time-dependent stress tensor, which is now a nonlinear function of the shear rate. The shear viscosity far from equilibrium displays much richer dynamics than its near-equilibrium counterpart. Moreover, we uncover that the equilibrium viscosity-to-entropy ratio at late times depends on the details of the quench function and the initial data, which could be due to a resummation of the hydrodynamic description. In particular, this ratio can be parametrically smaller than the Kovtun-Son-Starinets bound calculated from linear response theory.

Contents

| | | |
|----------|--|-----------|
| 1 | Introduction | 1 |
| 2 | Holographic Setup | 3 |
| 3 | Far-from-equilibrium isotropization | 6 |
| 4 | Shear flows in far-from-equilibrium isotropization dynamics | 8 |
| 4.1 | Definition of strain and stress | 8 |
| 4.2 | Shear transport in far from equilibrium | 11 |
| 5 | Conclusion and Perspective | 14 |

1 Introduction

The isotropization of non-equilibrium states in QCD and other non-Abelian quantum field theories has become a pivotal topic due to its broad relevance in heavy-ion collisions, early universe cosmology, and other domains. In the initial stages of relativistic heavy-ion collisions, the parton distribution is highly anisotropic, with transverse momenta significantly exceeding longitudinal momenta. As these partons interact and scatter, the stress tensor becomes isotropic, allowing the parton gas to transition into a quark-gluon plasma (QGP). This far-from-equilibrium matter formation after the initial interaction between colliding nuclei is complex, as different stages of the collision, embedded in a strongly coupled system, cannot be isolated experimentally [1, 2]. Particularly challenging is the understanding of the initial state and pre-hydrodynamic stages.

A key challenge lies in comprehending the rapid isotropization time of the QGP. Hydrodynamic simulations suggest that the QGP isotropizes locally within a remarkably short timescale of $\tau_{\text{iso}} \leq 1 \text{ fm}/c$ [3]. This rapid thermalization, alongside the early applicability of viscous hydrodynamics post-collision, remains puzzling. Perturbative methods have not provided a quantitative framework for studying such strongly coupled processes, motivating the exploration of thermalization in strongly coupled media through the holographic approach. This approach maps non-equilibrium quantum dynamics in strongly coupled systems to classical gravitational dynamics in one higher dimension [4–6]. The dual gravitational description typically involves a five-dimensional asymptotically anti-de Sitter (AdS) spacetime, offering a tractable framework for investigating real-time dynamics at finite temperatures and densities. On the gravity side, the far-from-equilibrium evolution of the plasma corresponds to the relaxation of a far-from-equilibrium black hole. However, understanding the rapid isotropization in far-from-equilibrium QCD remains a substantial challenge, necessitating numerical solutions to the full nonlinear Einstein’s equations.

A proper toy model for studying the dynamics of a far-from-equilibrium, strongly coupled non-Abelian plasma in a controlled setting is strongly coupled $\mathcal{N} = 4$ supersymmetric Yang-Mills theory. Holography can study the theory in the limit of large N_c and large 't Hooft coupling λ . The creation and evolution of anisotropic, homogeneous strongly coupled $\mathcal{N} = 4$ supersymmetric Yang-Mills plasma have been studied by solving the vacuum Einstein's equations in five-dimensional AdS spacetime, driven to anisotropy by a time-dependent change in boundary conditions [7], see also [8–10]. These studies yielded short isotropization times for QGP, similar to estimates of thermalization times inferred from hydrodynamic modeling of RHIC collisions [3]. Additionally, holographic approaches provide valuable insights into heavy-ion collisions, with hydrodynamization times closely aligning with experimental data, demonstrating their effectiveness in early-stage collision modeling [11, 12].

Despite extensive research on isotropization dynamics in the holographic literature, shear viscosity in far-from-equilibrium isotropization has not yet been thoroughly explored. Viscosity is a fundamental property of liquid dynamics, characterizing a fluid's resistance to shear motion. For strongly interacting quantum field theories that admit gravity duals, holographic computations using linear response theory (the Kubo formula) have led to a conjectured viscosity bound, known as the Kovtun-Son-Starinets (KSS) bound [13]. When the deformation rate becomes large, the viscosity becomes a nonlinear function of the shear rate, producing many interesting and ubiquitous phenomena. In particular, the fluid enters a far-from-equilibrium state beyond the linearized hydrodynamics' description. It is well known that the early-time dynamics of the QGP are characterized by strong spatial anisotropy. The apparent viscosity η out of equilibrium is generally a function of both time and shear rate, displaying much richer dynamics than its near-equilibrium counterpart. In this regime, the gravitational solution becomes inherently time-dependent. A more appropriate and robust approach is to directly compute the time-dependent boundary stress tensor, which is a nonlinear function of the shear rate. More precisely, shear viscosity often manifests as anisotropy in the energy-momentum tensor's diagonal or off-diagonal components. For example, the off-diagonal approach can be found in using holographic tools in [14, 15].¹ In this work, we consider the evolution of shear viscosity during the isotropization dynamics of far-from-equilibrium supersymmetric Yang-Mills plasma. We shall uncover rich dynamics of isotropization and shear transport. In particular, we will show that the late-time steady value of the viscosity-to-entropy ratio can differ from the KSS result.

The paper is structured as follows. Section 2 presents the holographic setup for investigating isotropization dynamics driven to be anisotropic by a time-dependent change in boundary conditions. Section 3 discusses the far-from-equilibrium isotropization process, providing details on the evolution of the energy density and transverse and longitudinal pressures. Section 4 is devoted to the shear flows during isotropization, focusing on the

¹Another proposal for shear viscosity in out-of-equilibrium systems was suggested in [16] using linear response theory. The critical point is to compute the shear correlator in position space after turning on a shear perturbation and then perform a Wigner transformation to obtain the frequency corresponding to the relative time between source and response.

evolution of shear viscosity and its deviations from its near-equilibrium counterpart. We summarize our findings and discuss future research directions in Section 5.

2 Holographic Setup

The strongly coupled $\mathcal{N} = 4$ supersymmetric Yang-Mills plasma is holographically described by a five-dimensional gravitational theory with a negative cosmological constant:

$$S = \frac{1}{2\kappa_N^2} \int d^5x \sqrt{-g} \left[\mathcal{R} + \frac{12}{L^2} \right], \quad (2.1)$$

with \mathcal{R} the Ricci scalar and L the AdS radius that will be set to 1. The effective Newton constant $\kappa_N = 2\pi/N_c$ with N_c the rank of the $SU(N_c)$ gauge group.

The holographic isotropization process is realized by placing the boundary theory in a time-dependent metric for a finite period of time [7]. The background metric $g_{\mu\nu}^B(x)$ that maintains spatial homogeneity, $O(2)$ rotational invariance, and a constant spatial volume element is given by

$$ds^2 = -dt^2 + e^{B_0(t)} d\mathbf{x}_\perp^2 + e^{-2B_0(t)} dx_\parallel^2, \quad (2.2)$$

where $\mathbf{x}_\perp \equiv \{x_1, x_2\}$. The function $B_0(t)$ is chosen to be [7]:

$$B_0(t) = \frac{1}{2}c \left[1 - \tanh\left(\frac{t}{\tau}\right) \right], \quad (2.3)$$

where c represents a rescaling of transverse lengths relative to the longitudinal direction over a timescale of order τ . This time-dependent boundary metric propagates gravitational radiation from the AdS boundary into the bulk. At late times, as the boundary geometry $g_{\mu\nu}^B$ becomes static, the bulk geometry relaxes and asymptotically approaches a static configuration. Without loss of generality, all quantities are expressed in units where $\tau = 1$.

The corresponding bulk configuration is given as follows.

$$ds^2 = -A(t, r)dt^2 + \Sigma(t, r)^2 \left[e^{B(t, r)} d\mathbf{x}_\perp^2 + e^{-2B(t, r)} dx_\parallel^2 \right] + 2drdt, \quad (2.4)$$

where the AdS boundary is located at $r \rightarrow \infty$, at which point the coordinate t coincides with the boundary time of (2.2). The infalling radial null geodesics have constant values of $(t, \mathbf{x}_\perp, \mathbf{x}_\parallel)$. The apparent horizon, located at $r = r_h$, for the background (2.4) is determined by

$$(\partial_t \Sigma + \frac{1}{2} A \partial_r \Sigma)|_{r_h} = 0, \quad (2.5)$$

which is an outermost marginally trapped surface.

The functions (A, B, Σ) are determined by solving the Einstein's equations

$$\mathcal{R}_{\mu\nu} - \frac{1}{2} \mathcal{R} g_{\mu\nu} - 6g_{\mu\nu} = 0, \quad (2.6)$$

with the explicit form of equations of motion given as

$$0 = \Sigma'' + \frac{1}{2}\Sigma B'^2, \quad (2.7a)$$

$$0 = d_+\Sigma' - 2\Sigma + \frac{2}{\Sigma}d_+\Sigma\Sigma', \quad (2.7b)$$

$$0 = d_+B' + \frac{3}{2\Sigma}d_+B\Sigma' + \frac{3}{2\Sigma}d_+\Sigma B', \quad (2.7c)$$

$$0 = A'' + 4 + 3d_+BB' - \frac{12}{\Sigma^2}d_+\Sigma\Sigma', \quad (2.7d)$$

$$0 = d_+(d_+\Sigma) + \frac{1}{2}d_+B^2\Sigma - \frac{1}{2}d_+\Sigma A', \quad (2.7e)$$

where (2.7e) is the constraint equation. For any function $f(r, t)$ we have defined

$$f' \equiv \partial_r f, \quad \dot{f} \equiv \partial_t f, \quad d_+ f \equiv \partial_t f + \frac{1}{2}A\partial_r f, \quad (2.8)$$

with prime denoting the derivative with respect to radial coordinate r and dot the derivative with respect to time t . Those equations are subjected to boundary conditions imposed at both the inferior boundary (*e.g.* the apparent horizon r_h) and the AdS boundary $r \rightarrow \infty$.

The conditions required for the boundary metric to match (2.2) are

$$\begin{aligned} \lim_{r \rightarrow \infty} \frac{\Sigma(r, t)}{r} &= 1, \\ \lim_{r \rightarrow \infty} B(r, t) &= B_0(t), \\ \lim_{r \rightarrow \infty} \frac{A(r, t)}{r^2} &= 1. \end{aligned} \quad (2.9)$$

Moreover, the form of the metric (2.4) allows the residual diffeomorphism $r \rightarrow f(t)$ with $f(t)$ an arbitrary function. We shall fix the residual diffeomorphism invariance by demanding $\lim_{r \rightarrow \infty} [A(r, t) - r^2]/r = 0$.² Then, near the AdS boundary, we have the following asymptotic expansion.

$$\begin{aligned} A(r, t) &= r^2 - \frac{5}{4}\dot{B}_0(t)^2 + \frac{a_4(t)}{r^2} + \frac{\ln(r) \left(-3\dot{B}_0(t)^4 + 2\ddot{B}_0(t)\dot{B}_0(t) - \ddot{B}_0(t)^2 \right)}{8r^2} + \mathcal{O}\left(\frac{\ln(r)}{r^3}\right), \\ \Sigma(r, t) &= r - \frac{\dot{B}_0(t)^2}{4r} - \frac{\dot{B}_0(t)\ddot{B}_0(t)}{12r^2} + \mathcal{O}\left(\frac{\ln(r)}{r^3}\right), \\ B(r, t) &= B_0(t) + \frac{\dot{B}_0(t)}{r} + \frac{\ddot{B}_0(t)}{4r^2} + \frac{-\ddot{B}_0(t) + 5\dot{B}_0(t)^3}{12r^3} + \frac{b_4(t)}{r^4} \\ &\quad + \frac{\ln(r)}{16r^4} \left(\ddot{\ddot{B}}_0(t) - 6\dot{B}_0(t)^2\ddot{B}_0(t) \right) + \mathcal{O}\left(\frac{\ln(r)}{r^5}\right), \end{aligned} \quad (2.10)$$

²Another way is to put the apparent horizon r_h at a fixed radial position, which makes the computational domain a simple rectangular region with $r_h < r < \infty$. In practice, the former results in a more stable numerical scheme for solving the equations of motion.

together with a constraint relation

$$\dot{a}_4(t) = 4b_4(t)\dot{B}_0(t) + \frac{17}{48}\dot{B}_0(t)\ddot{B}_0(t) - \frac{5}{2}\dot{B}_0(t)^3\ddot{B}_0(t) - \frac{1}{8}\ddot{B}_0(t)\ddot{B}_0(t). \quad (2.11)$$

The stress tensor of the supersymmetric Yang-Mills theory can be obtained by holographic renormalization. One has [7]

$$T^\mu{}_\nu = \text{diag}(-\mathcal{E}, \mathcal{P}_\perp, \mathcal{P}_\perp, \mathcal{P}_\parallel), \quad (2.12)$$

with

$$\kappa_N^2 \mathcal{E} = -\frac{3}{2}a_4(t) - \frac{1}{128} \left(14\ddot{B}_0(t)^2 + 3\dot{B}_0(t)^4 - 4\ddot{B}_0(t)\dot{B}_0(t) \right), \quad (2.13)$$

$$\begin{aligned} \kappa_N^2 \mathcal{P}_\perp = & -\frac{1}{2}a_4(t) + 2b_4(t) + \frac{1}{384} \left(64\ddot{B}_0(t) + 10\ddot{B}_0(t)^2 + 21\dot{B}_0(t)^4 + 4\ddot{B}_0(t)\dot{B}_0(t) \right. \\ & \left. - 468\dot{B}_0(t)^2\ddot{B}_0(t) \right), \end{aligned} \quad (2.14)$$

$$\begin{aligned} \kappa_N^2 \mathcal{P}_\parallel = & -\frac{1}{2}a_4(t) - 4b_4(t) + \frac{1}{384} \left(-128\ddot{B}_0(t) + 10\ddot{B}_0(t)^2 + 21\dot{B}_0(t)^4 + 4\ddot{B}_0(t)\dot{B}_0(t) \right. \\ & \left. + 936\dot{B}_0(t)^2\ddot{B}_0(t) \right). \end{aligned} \quad (2.15)$$

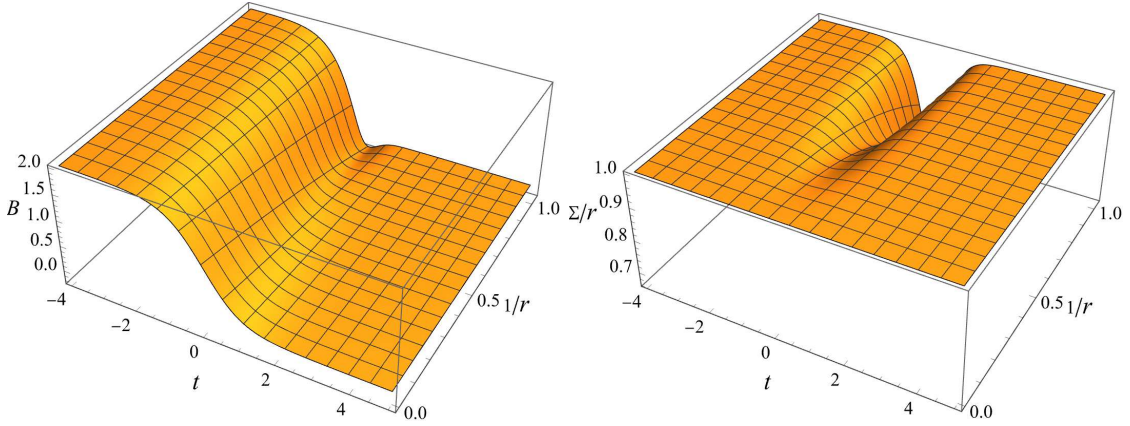


Figure 1. Illustration of the bulk configuration $(B, \Sigma/r)$ during far-from-equilibrium isotropization for $c = 2$. In our coordinate system, the AdS boundary is located at $t \rightarrow \infty$ at which $B = B_0(t)$ is a boundary condition. Near $t = 0$, the geometry exhibits significant anisotropy due to the quenching effect via (2.3).

We show the fully non-linear evolution of the bulk dynamics in Figure 1. The bulk geometry starts in an equilibrium state at early times. As the dynamic boundary quench (2.3) is activated, the system progressively deviates from equilibrium, reaching a maximum deviation at $t = 0$. As the quench diminishes, the system relaxes and returns to thermal equilibrium at late times.

The horizon position is time-independent in our coordinate system. The location of

the apparent horizon r_h and the apparent horizon area $\Sigma^3(r_h)$ are depicted in Figure 2, for $c = 2$. While the former (blue line), as a function of time, is non-monotonic, the area of the apparent horizon increases monotonically as time evolves. The growth of the area of the apparent horizon occurs nearly at intervals during which the boundary geometry changes rapidly.

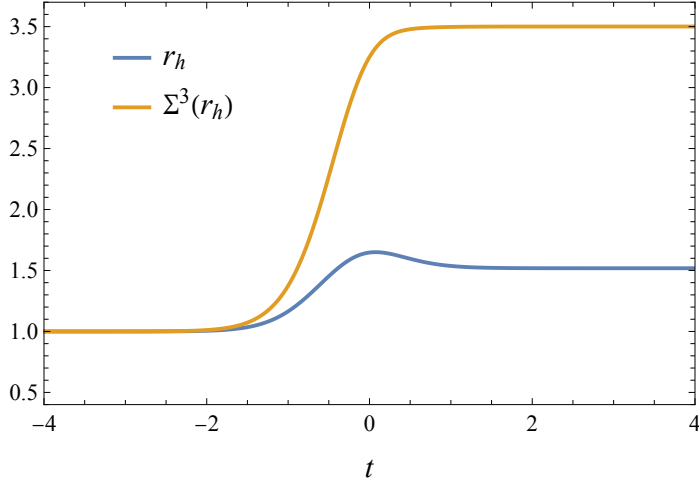


Figure 2. The evolution of the location of the apparent horizon r_h and the apparent horizon area $\Sigma^3(r_h)$. The area of the apparent horizon increases monotonically as time evolves.

3 Far-from-equilibrium isotropization

The initial conditions are characterized by the energy density and pressure anisotropy at the initial time $t_0 \ll -1$, specifically $a_4(t_0)$ and $b_4(t_0)$ as defined in (2.13)-(2.15). Figure 3 presents the numerical solutions for a range of initial conditions. The evolution exhibits a transient regime highly sensitive to the initial value of b_4 in (2.10). During this regime, the system's dynamics are dominated by UV microscopic details, resulting in nonspecific trends. However, our numerical analysis indicates that arbitrary initial data quickly converge towards an attractor driven by the decay of non-hydrodynamic modes. When $B_0(t)$ is nearly constant at early times, the pressure anisotropy originating from the initial data $b_4(t_0)$ decays rapidly. Simultaneously, from (2.11), we observe that the energy density set by $a_4(t_0)$ remains approximately constant as $\dot{\mathcal{E}}(t) \approx 0$ during early times. Once the system reaches the attractor, arbitrary initial conditions are smoothed out via the decay of non-hydrodynamic modes. This analysis further suggests that the isotropization dynamics induced by the boundary quench (2.3) are largely insensitive to the initial pressure anisotropy.

Figure 4 shows the evolution of energy density, transverse pressure, and longitudinal pressure under the dynamic boundary conditions (2.3) with $c = 2$. The system evolves from an initial state with finite positive values for $(\mathcal{E}, \mathcal{P}_\perp, \mathcal{P}_\parallel)$, initially satisfying $\mathcal{P}_\perp \approx \mathcal{P}_\parallel$. Subsequently, anisotropy develops ($\mathcal{P}_\perp \neq \mathcal{P}_\parallel$) due to the boundary quench. Nonmonotonic behavior is observed when the boundary changes rapidly near $t = 0$. In the left panel, with

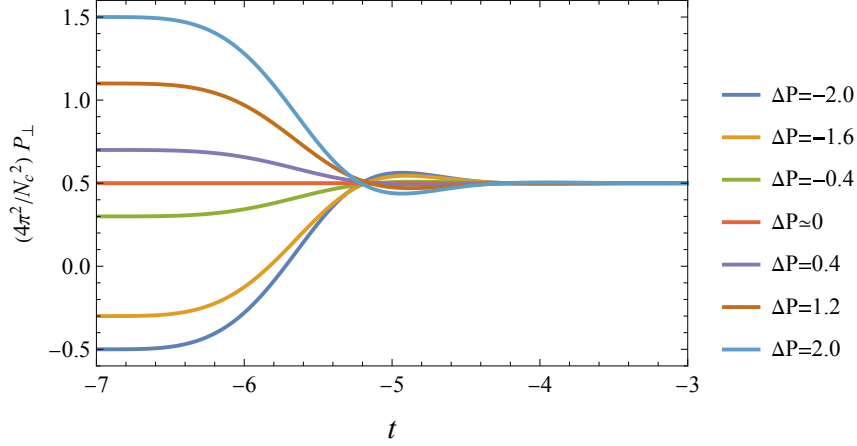


Figure 3. Transverse pressure (P_{\perp}) for various initial pressure anisotropy $\Delta P = \frac{P_{\perp}(t_0) - P_{\parallel}(t_0)}{\mathcal{E}(t_0)}$ with the same initial energy density. The pressure anisotropy increases as $b_4(t_0)$ is increased. We choose $a_4(t_0) = -1$ with $t_0 = -7$ and $c = 2$ for the dynamic boundary (2.3).

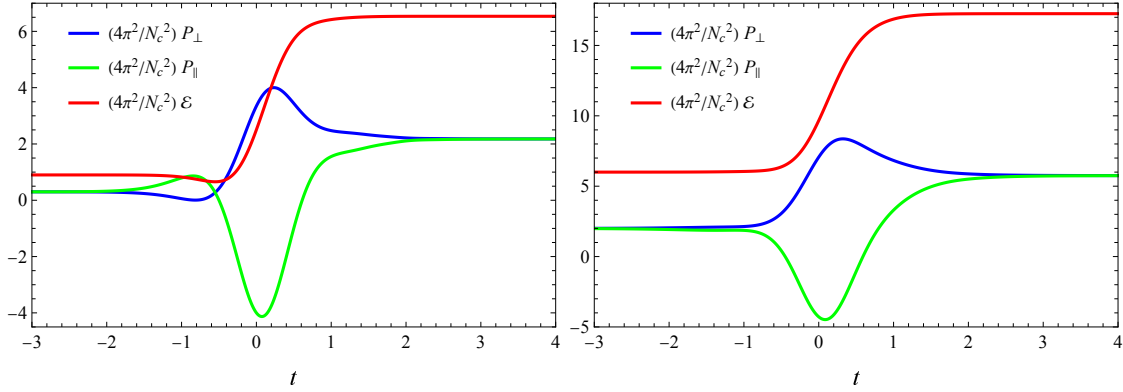


Figure 4. Time evolution of energy density \mathcal{E} , transverse pressure (P_{\perp}), and longitudinal pressure (P_{\parallel}) for $c = 2$. Left panel corresponds to a small initial energy density ($a_4(t_0) = -0.6$) and right panel has a large one ($a_4(t_0) = -4$). Following a brief period of anisotropic geometry, all quantities converge to equilibrium late. It is manifest that the energy density appears to be driven below the ground state energy density in the first moments of the quench.

a small initial energy density, the energy density briefly dips around $t = -1$ before rising to a higher plateau. This feature corresponds to a negative apparent viscosity, as discussed in Section 4. The dip vanishes with a higher initial energy density (right panel), leading to a monotonic increase before reaching equilibrium at late times. The thermal equilibrium state at late times is given by

$$T_{eq}^{\mu\nu} = \frac{\pi^2 N_c^2 T_{eq}^4}{8} \text{diag}(3, 1, 1, 1), \quad (3.1)$$

where T_{eq} represents the final equilibrium temperature, which increases with the initial energy density \mathcal{E}_0 . We explored different values of the amplitude c and found qualitatively similar behavior during and after the quench.

Following [7], the isotropization time, τ_{iso} , is defined as the time at which both trans-

verse and longitudinal pressures reach within 10% of their final equilibrium values. This timescale provides an upper bound on the isotropization times associated solely with plasma dynamics. It was found that for the initial geometry corresponding to the vacuum state of supersymmetric Yang-Mills theory, *i.e.* $\mathcal{E}_0 = \mathcal{P}_{\perp 0} = \mathcal{P}_{\parallel 0} = 0$, we have $\tau_{iso} \approx 2\tau$ for $|c| > 2$ and $\tau_{iso} \approx 0.7/T_{eq}$ for $|c| < 2$. To investigate whether isotropization is sensitive to the choice of the initial state, we compute τ_{iso} for different initial energy densities, characterized by an initial value of $a_4(t_0)$ (see Figure 5). In contrast to the benchmark scenario considered in [7], the behavior of τ_{iso} shows sensitivity to the initial energy density, \mathcal{E}_0 . The feature $\tau_{iso} \approx 0.7/T_{eq}$ for $|c| < 2$, reported in [7], breaks down completely for higher values of \mathcal{E}_0 (orange and green curves). For $|c| > 2$, τ_{iso} (in units of τ) approaches a constant value, although the magnitude of this constant depends on \mathcal{E}_0 . As depicted in Figure 5, this constant decreases with increasing \mathcal{E}_0 . Therefore, compared to the vacuum state case of [7], the large initial energy densities significantly accelerate the isotropization.

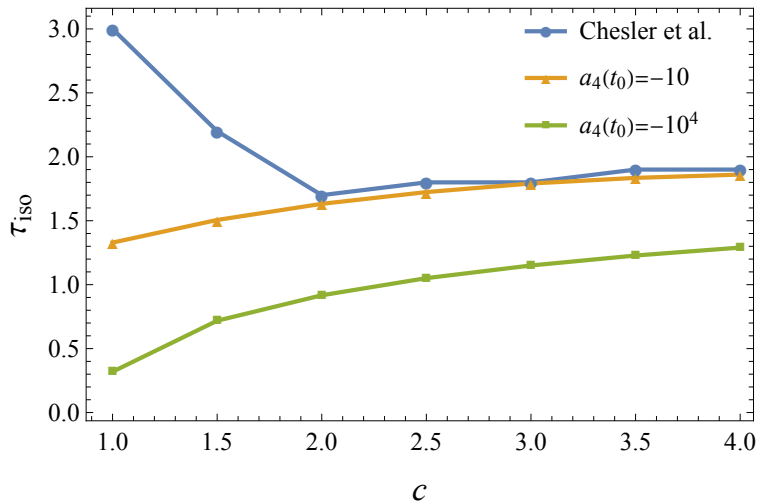


Figure 5. Isotropization time as a function of quench strength c for different initial data. Our results are compared with the isotropization time from Chesler et al. [7] where $a_4(t_0) \approx 0$. The large initial energy densities accelerate the isotropization significantly.

4 Shear flows in far-from-equilibrium isotropization dynamics

The early-time dynamics of the system are characterized by strong spatial anisotropy. In this section, we examine the evolution of shear viscosity during the isotropization process in a far-from-equilibrium supersymmetric Yang-Mills plasma. We shall show to what extent strong time dependence and far-from-equilibrium physics affect shear transport in the supersymmetric Yang-Mills plasma.

4.1 Definition of strain and stress

As is evident from (2.2), the metric $g_{\mu\nu}^B$ of the boundary field theory is no longer flat, and additional care is required to define the boundary shear stress and shear strain. Following the approach of [14], we define an apparent viscosity, η , in response to finite deformations.

The geometry is decomposed into a fluid moving orthogonally to a homogeneous spatial hypersurface. In this context, the unit normal vector to the spatial hypersurface is identified with the timelike fluid 4-velocity, u^μ , satisfying $g_{\mu\nu}^B u^\mu u^\nu = -1$. The induced metric on the spatial hypersurface is given by

$$\gamma_{\mu\nu} = g_{\mu\nu}^B + u_\mu u_\nu, \quad (4.1)$$

This metric also serves as a projection tensor. We then obtain the extrinsic curvature of the spatial hypersurface:

$$K_{\mu\nu}^B = \gamma_\mu^\sigma \gamma_\nu^\rho \nabla_\rho u_\sigma = \omega_{\mu\nu} + \frac{1}{3} \Theta \gamma_{\mu\nu} + \sigma_{\mu\nu}. \quad (4.2)$$

This quantity characterizes the variation in the 4-velocity direction across the spatial surface. Here, the antisymmetric part, $\omega_{\mu\nu} = K_{[\mu\nu]}^B$, is the vorticity tensor; the trace, $\Theta = g_B^{\mu\nu} K_{\mu\nu}^B$, represents the expansion scalar; and the symmetric traceless part is the shear tensor, $\sigma_{\mu\nu}$. For the metric in (2.2), the fluid velocity is given by $u^\mu = (u^t, u^{x_1}, u^{x_2}, u^{x_\parallel}) = (1, 0, 0, 0)$, from which we find $\omega_{\mu\nu} = \Theta = 0$, and the non-vanishing components of the shear tensor are

$$\sigma_{\perp\perp} = \frac{1}{2} e^{B_0(t)} \dot{B}_0(t), \quad \sigma_{\parallel\parallel} = -e^{-2B_0(t)} \dot{B}_0(t). \quad (4.3)$$

On the other hand, the energy-momentum tensor, $T_{\mu\nu}$, for a relativistic fluid reads

$$T_{\mu\nu} = \mathcal{E} u_\mu u_\nu + p \gamma_{\mu\nu} + 2q_{(\mu} u_{\nu)} + \pi_{\mu\nu}, \quad (4.4)$$

where $\mathcal{E} = u^\mu u^\nu T_{\mu\nu}$, $p = \gamma^{\mu\nu} T_{\mu\nu}/3$ and $q_\mu = -\gamma_\mu^\nu u^\sigma T_{\nu\sigma}$ are the energy density, the pressure and the heat conduction vector. The dissipative transverse part $\pi_{\mu\nu}$ is the anisotropic stress tensor. The viscosity coefficient η is introduced as

$$\pi_{\mu\nu} = -2\eta \sigma_{\mu\nu}. \quad (4.5)$$

The above definition of η accounts for nonlinear and non-hydrodynamic mode contributions [17]. This effective viscosity has been adopted in viscous cosmology for early- and late-time universe (see [18] for a review).

Substituting (4.5) into the energy-momentum tensor of (2.12), we obtain

$$\eta = \frac{\mathcal{P}_\parallel - \mathcal{P}_\perp}{3\dot{B}_0(t)}, \quad (4.6)$$

from which it follows that $\dot{B}_0(t)$ acts as the shear rate. Note that the mechanical deformations of the viscoelastic medium described by (2.2) are characterized by $B_0(t)$. As shown in Figure 4, $B_0(t)$ induces pressure anisotropy, *i.e.* $\mathcal{P}_\parallel \neq \mathcal{P}_\perp$. At later times, when the shear rate $\dot{B}_0(t)$ approaches zero, the system relaxes and becomes isotropic asymptotically. Furthermore, regardless of the specific shear deformation applied, the behavior of the energy

density is found to be

$$\dot{\mathcal{E}}(t) = 3\eta \dot{B}_0(t)^2, \quad (4.7)$$

using the constraint equation (2.11).

The structure of (4.7), in particular, the perfecter, can be understood as follows. In our current coordinate system, the anisotropic stress tensor reads

$$\pi^\mu{}_\nu = \begin{bmatrix} \mathcal{P}_\perp - p & 0 & 0 \\ 0 & \mathcal{P}_\perp - p & 0 \\ 0 & 0 & \mathcal{P}_\parallel - p \end{bmatrix} = \begin{bmatrix} -\sigma & 0 & 0 \\ 0 & -\sigma & 0 \\ 0 & 0 & 2\sigma \end{bmatrix}, \quad (4.8)$$

where the isotropic pressure is $p = (2\mathcal{P}_\perp + \mathcal{P}_\parallel)/3$, and the shear deformation is defined as $\sigma = (\mathcal{P}_\parallel - \mathcal{P}_\perp)/3$. By performing a coordinate transformation, we have

$$\begin{aligned} x &= \frac{1}{\sqrt{6}}(-\sqrt{3}x_1 - x_2 + \sqrt{2}x_\parallel), \\ y &= \frac{1}{\sqrt{3}}(\sqrt{2}x_2 + x_\parallel), \\ z &= \frac{1}{\sqrt{6}}(\sqrt{3}x_1 - x_2 + \sqrt{2}x_\parallel), \end{aligned} \quad (4.9)$$

such that the anisotropic stress tensor and the corresponding shear tensor in the new coordinate system are given by

$$\pi'^\mu{}_\nu = \begin{bmatrix} 0 & \sigma & \sigma \\ \sigma & 0 & \sigma \\ \sigma & \sigma & 0 \end{bmatrix}, \quad \sigma'^\mu{}_\nu = -\frac{\dot{B}_0}{2} \begin{bmatrix} 0 & 1 & 1 \\ 1 & 0 & 1 \\ 1 & 1 & 0 \end{bmatrix}, \quad (4.10)$$

associated with the background metric

$$ds^2 = -dt^2 + \alpha(t)^2(dx^2 + dy^2 + dz^2) + 2\beta(t)(dx dy + dy dz + dz dx), \quad (4.11)$$

where $\alpha(t)^2 = \frac{e^{-2B_0(t)} + 2e^{B_0(t)}}{3}$ and $\beta(t) = \frac{e^{-2B_0(t)} - e^{B_0(t)}}{3}$. One can see that all spatial off-diagonal terms are equal. Moreover, we can easily check that

$$\sigma = \eta \dot{B}_0, \quad (4.12)$$

using (4.6). Thus, shear deformations are carried out with the same shear rate, \dot{B}_0 , in all three spatial directions. Note that (4.12) is the standard form of Newton's law of viscosity and is what is measured in the lab.

Furthermore, from (4.7), we find that the energy density follows the evolution law of a viscoelastic system under deformation:

$$\Delta\mathcal{E}(t) \equiv \mathcal{E}(t) - \mathcal{E}_0 = 3 \int_{t_0}^t \dot{B}_0(\tau) \sigma(\tau) d\tau = 3 \int_{t_0}^t \eta(\tau) \dot{B}_0(\tau)^2 d\tau, \quad (4.13)$$

where the subscript indicates the initial configuration upon which the shear deformation

is applied. Therefore, the apparent shear viscosity quantifies the rate of energy change in response to the shear rate.

4.2 Shear transport in far from equilibrium

For non-equilibrium cases, a more appropriate definition for the entropy density is through the area element of the apparent horizon pulled back to the boundary along $t = \text{const.}$ infalling null geodesics [14, 19].

$$\mathcal{S}(t) = \frac{2\pi\Sigma(t, r_h)^3}{\kappa_N^2}. \quad (4.14)$$

Then one obtains the entropy current density $s^\mu = \mathcal{S}u^\mu$, for which the entropy production is given by

$$\nabla_\mu s^\mu = \frac{2\pi}{\kappa_N^2} \frac{\partial}{\partial t} \Sigma(t, r_h)^3. \quad (4.15)$$

Therefore, the non-negativity of entropy production is equivalent to the monotonic increase of the area of the apparent horizon. We find that the entropy production (4.15) is always positive in all cases we consider, see *e.g.* Figure 2.

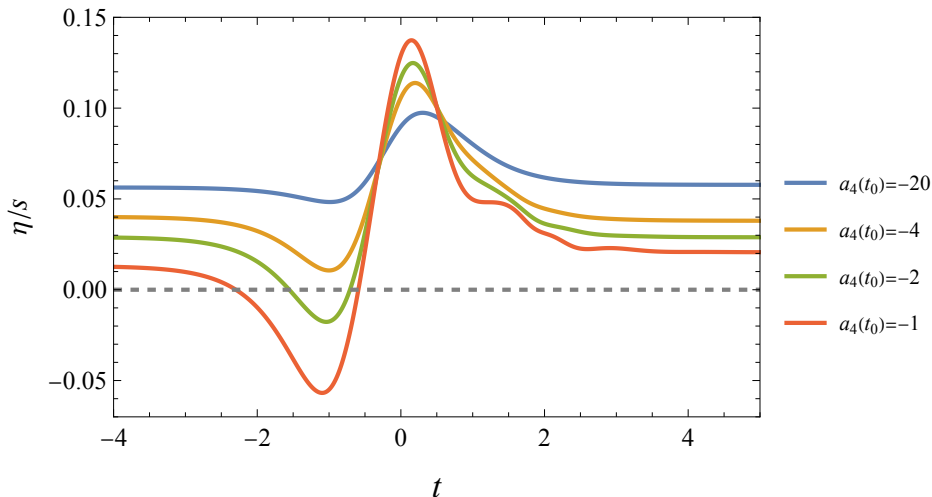


Figure 6. Shear viscosity to entropy density ratio, η/\mathcal{S} , in far-from-equilibrium isotropization with $c = 2$. The lines with different colors correspond to different initial energy densities set by $a_4(t_0)$, see (2.13).

The evolution of the viscosity-to-entropy ratio, η/\mathcal{S} , is shown in Figure 6 for different initial energy densities. The curves with smoother slopes correspond to larger \mathcal{E}_0 . Far from equilibrium, η/\mathcal{S} changes significantly. When the boundary geometry undergoes rapid changes around $t = -1$, a notable decrease with a pronounced minimum is observed, followed by a rapid increase. The ratio decreases after reaching a maximum (around $t = 0$), with some cases (red curve) showing an oscillatory approach to stabilization at the final value. For small initial energy densities, η/\mathcal{S} can become negative near $t = -1$ (green and red curves). In this regime, as shown in (4.13), the energy density decreases, corresponding

to the energy drop observed in Figure 4. However, the viscosity-to-entropy ratio remains positive for sufficiently large initial energy density (orange and blue curves). We highlight that the ratio attains a stable value at both early and late times, as the shear rate becomes too weak to affect the system in the limits $t \rightarrow \pm\infty$. Nonetheless, the early-time value of the ratio is lower than that at late times.

As a low-energy effective field theory for near-thermal equilibrium systems, fluid dynamics is formulated using a derivative expansion of local fluid mechanical variables. Up to the first velocity gradient, the shear viscosity, η_0 , is given by the Navier-Stokes term in (4.5). The apparent viscosity defined in (4.12) is expected to converge to the near-equilibrium viscosity, η_0 , in the limit

$$\dot{B}_0 \tau_c \ll 1, \quad (4.16)$$

where τ_c is the characteristic relaxation time of the system. However, as seen in Figure 6, the late-time steady value of η/\mathcal{S} is less than the KSS bound, $\eta_0/\mathcal{S} = 1/4\pi \approx 0.80$, which was derived under equilibrium conditions using linear response theory. This discrepancy raises an important question: How can we reconcile the deviation from the KSS bound when the system appears to be in equilibrium at late times?

While we cannot provide a complete explanation thus far, a heuristic understanding is as follows. We first note that the condition in (4.16) does not guarantee the negligibility of higher-order derivative terms in hydrodynamics. More precisely, the higher-order derivative expansion typically includes two types of terms [20]: nonlinear terms in the fluid velocity, such as $(\nabla u)^2$ and $\sigma_{\mu\lambda}\sigma^\lambda{}_\nu$, and linear terms, like $\nabla\nabla u$ and $u^\lambda\nabla_\lambda\sigma_{\mu\nu}$. The nonlinear terms can be neglected when the amplitudes of local fluid mechanical variables are small (*e.g.* in our case, $\dot{B}_0 \rightarrow 0$). However, even for small amplitude perturbations, significant contributions can arise from the linear terms when the momenta associated with fluid perturbations are large. Therefore, in addition to (4.16), to neglect higher-order derivative linear terms, we should require

$$\tau_c^{n-1} \partial_t^n B_0 \ll \dot{B}_0, \quad (4.17)$$

where n is a positive integer. The smaller the value of n is, the more higher-order terms can be neglected. For example, near equilibrium, the viscosity η_0 is extracted using the standard Kubo formula with the perturbation $B_0 \sim e^{-i\omega t}$ by taking the limit $\omega/T \ll 1$, in which case it is clear that (4.17) is satisfied, yielding the KSS result $\eta_0/\mathcal{S} = 1/4\pi$ in the hydrodynamic limit.

However, in the present case with the shear deformation of (2.3), while the first condition in (4.16) is fulfilled at late times, the second one in (4.17) cannot be satisfied. For example, we find that $\lim_{t \rightarrow \infty} \frac{\dot{\dot{B}}_0}{\dot{B}_0} = -2$ and $\lim_{t \rightarrow \infty} \frac{\dot{\dot{\dot{B}}}_0}{\dot{\dot{B}}_0} = 4$. More generally, the higher the derivative considered, the larger this ratio becomes. Consequently, the linear response formalism and hydrodynamic approximation are no longer applicable, and the KSS result is not recovered at late times.³ In this sense, the definition of η in (4.12) accounts for both nonlinear and non-hydrodynamic mode contributions, and thus, the holographic framework

³It was found that, when the shear rate in units of the energy density is small at late times, the viscosity-to-entropy density ratio in far-from-equilibrium strongly coupled fluids coincides with the near-equilibrium hydrodynamic expectation [14], where both (4.16) and (4.17) are satisfied.

allows for a resummation of the hydrodynamic description, extending it beyond the regime where higher-order terms contribute comparably to the lowest-order terms [21]. Our findings are consistent with [20], where the authors introduced an effective shear viscosity by including higher-order derivative terms and showed that these terms tend to reduce the viscosity's impact. Moreover, it was argued that the higher order dissipative terms strongly reduce the effect of the usual viscosity and an effective viscosity-to-entropy ratio found from comparison Navier-Stokes results to experiment, can be below the KSS bound [22]. Indeed, the Borel-resummed, out-of-equilibrium shear viscosity defined by (4.12) has been shown to approach zero for far-from-equilibrium systems [17] (see also [14]).

The temperature gives the only reasonable microscopic length scale in our neutral, conformal, strongly coupled fluids. As the intrinsic micro-scale, $1/T$, decreases with increasing temperature, dissipative effects from higher-order terms are expected to diminish, leading to the KSS result. The equilibrium value of η/S at late times is shown as a function of T_{eq} in the left panel of Figure 7. We find that η/S approaches $1/4\pi$ from below in the high-temperature limit, where higher-order terms are suppressed. Conversely, the viscosity can be parametrically smaller than the KSS value by lowering T_{eq} (or equivalently by choosing initial data with a small energy density). Additionally, the final equilibrium temperature, T_{eq} , increases as the quench strength c of (2.3) is increased. Therefore, we expect that η/S at late times will approach $1/4\pi$ by increasing c while keeping the initial data fixed. This trend is confirmed in the right panel of Figure 7.

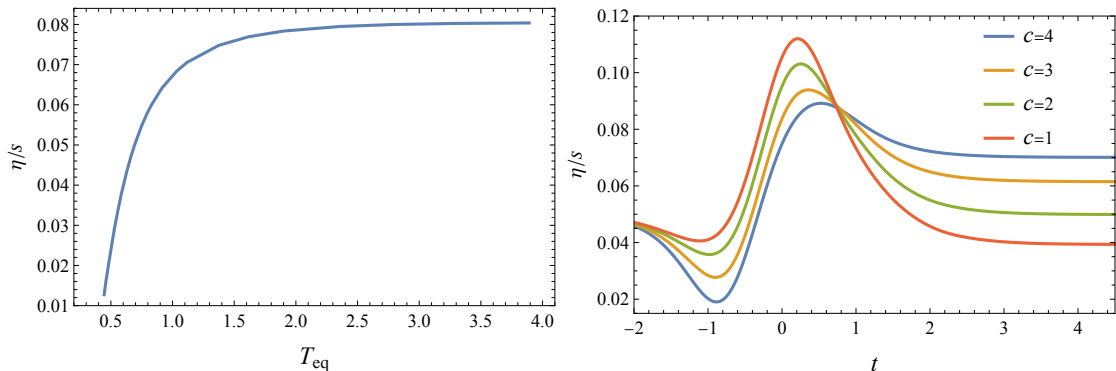


Figure 7. Left: The late time equilibrium η/S as a function of the equilibrium temperature T_{eq} for $c = 2$. It approaches $1/4\pi$ from below as the temperature is increased. **Right:** The evolution of η/S during far-from-equilibrium isotropization for different values of c with the same initial data.

We have argued that the condition of (4.17) is necessary for the hydrodynamic limit, ensuring that higher-order derivative terms are negligible. Thus, if we select a new quench function $B_0(t)$ such that (4.17) is satisfied at late times, we should recover the KSS result as the system asymptotically becomes static. We take

$$B_0(t) = \frac{c}{(1 + e^{t/\tau})^{1/N}}, \quad (4.18)$$

where N is a positive constant. Furthermore, we set $\tau = 1$ due to the absence of other

scales in conformally invariant supersymmetric Yang-Mills theory. It follows that

$$\lim_{t \rightarrow \infty} \left| \frac{B_0^{(n)}}{\dot{B}_0} \right| = \left(\frac{1}{N} \right)^{n-1}. \quad (4.19)$$

Thus, when $N > 1$, higher-order derivative terms decay rapidly as n increases. As shown in Figure 8, the viscosity-to-entropy ratio for $N = 4$ (red curve) saturates at a value very close to $1/4\pi$, even with a small initial energy density. The critical case with $N = 1$ (blue curve) is provided for comparison, where the ratio saturates at a value well below $1/4\pi$.

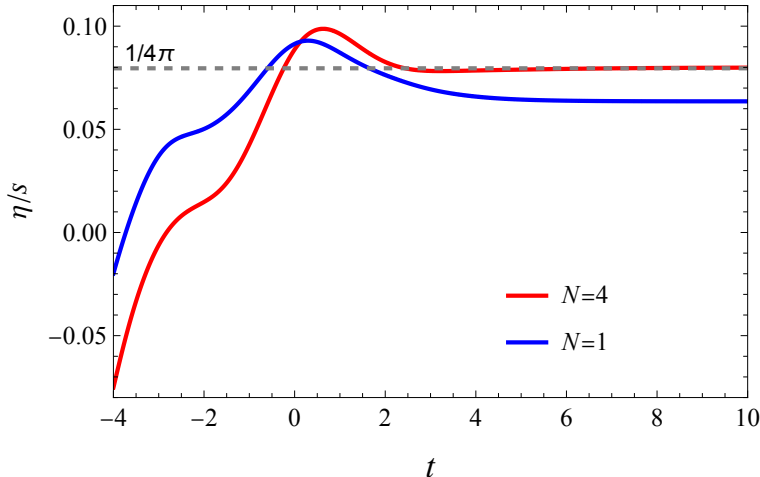


Figure 8. The evolution of η/S in far-from-equilibrium isotropization for the new quench function (4.18). The red line is for $N = 4$, and the blue one is for $N = 1$. The former case saturates at a value very close to $1/4\pi$ while for the latter $\eta/S \approx 0.063$ at late times. We choose a small value of initial energy density with $c = 2$.

5 Conclusion and Perspective

A particularly useful and widely studied model of QCD plasma is $\mathcal{N} = 4$ supersymmetric plasma through the AdS/CFT correspondence. We have investigated the isotropization dynamics of supersymmetric Yang-Mills plasma in far-from-equilibrium scenarios for which the energy-momentum tensor expectation value at the conformal boundary can be extracted explicitly. By imposing dynamic boundary conditions, the study demonstrated rapid isotropization, consistent with estimates from RHIC heavy-ion collisions [3]. As shown in Figure 3, irrespective of significant initial anisotropy, the system quickly converges towards an attractor driven by the decay of non-hydrodynamic modes. The evolution of the energy density, transverse pressure, and longitudinal pressure were tracked throughout the far-from-equilibrium process, revealing that the isotropization time depends on both the strength of the applied quench and the system’s initial energy density (see Figure 5). The large initial energy densities significantly accelerate the isotropization, which breaks the isotropization behavior in previous work [7]. Nevertheless, the entropy production (4.15) is always positive.

Furthermore, the shear viscosity to entropy density ratio (η/\mathcal{S}) exhibits significant variations during the evolution, deviating from the near-equilibrium KSS bound, see Figure 6. The numerical results showed that non-equilibrium shear flows have rich dynamics, illustrating how η/\mathcal{S} evolves in response to boundary shear rates and initial energy densities. Interestingly, we have found that the late-time equilibrium value of η/\mathcal{S} is generally less than the KSS bound, $\eta_0/\mathcal{S} = 1/4\pi$. Nevertheless, the value of such equilibrium ratio increases as both the strength of quench and initial energy density (or equivalently T_{eq}) are increased, approaching the KSS bound $1/4\pi$ from below (see Figure 7). We have provided a heuristic understanding by noting that our effective viscosity coefficient η accounts for both nonlinear and non-hydrodynamic mode contributions and allows for a resummation of the hydrodynamic description. However, a complete understanding is still lacking. Based on our picture, the equilibrium value of η/\mathcal{S} should depend on the driven function. In particular, in cases where higher derivative terms are negligible at late times, one will recover the KSS result. This was demonstrated by a new quench function (4.18), see the red curve of Figure 8.

The findings emphasize that the isotropization time of the plasma is remarkably fast, irrespective of initial data. Moreover, the apparent viscosity η out of equilibrium displays much richer dynamics than its near-equilibrium counterpart. This underscores the effectiveness of holographic models in capturing the non-equilibrium behavior of strongly coupled systems like QCD and highlights the need for non-linear and non-hydrodynamic approaches under strong quenches. One pressing direction of research is to understand the extent to which these are useful results for experimental systems involving QCD plasma. Incorporating finite baryon density into the analysis could provide insights into how baryon number influences isotropization times and the overall dynamics of QCD matter. Future studies could extend the current analysis to include external fields, such as magnetic or rotational effects. In the present study, we have limited ourselves to the toy model, *i.e.* $\mathcal{N} = 4$ supersymmetric Yang-Mills plasma. In previous works by some of us, quantitative holographic QCD models were constructed for pure gluon [23], 2-flavor QCD [24] and (2+1)-flavor QCD [25]. It is interesting to generalize our study to these holographic models that quantitatively describe the equation of state of QCD. These directions will deepen our understanding of the real-time dynamics of QCD in the presence of complex external conditions, bridging the gap between theoretical predictions and experimental observations.

Acknowledgments

We thank Jia Du and Haotian Sun for their helpful discussions. This work is supported in part by the National Natural Science Foundation of China Grants No.12075298, No.12075101, No.12475053, No.12347209, No.12047569, No.12122513, No.11991052, No.12235016 and No.12047503. SCW is supported by the Fellowship of China Postdoctoral Science Foundation No.2022M713227. S.H. would also like to express appreciation for the financial support from the Max Planck Partner Group.

References

- [1] U. Heinz and R. Snellings, *Collective flow and viscosity in relativistic heavy-ion collisions*, *Ann. Rev. Nucl. Part. Sci.* **63** (2013) 123 [[1301.2826](#)].
- [2] W. Busza, K. Rajagopal and W. van der Schee, *Heavy ion collisions: The big picture and the big questions*, *Annual Review of Nuclear and Particle Science* **68** (2018) 339–376.
- [3] U.W. Heinz, *Thermalization at RHIC*, *AIP Conf. Proc.* **739** (2004) 163 [[nucl-th/0407067](#)].
- [4] J.M. Maldacena, *The Large N limit of superconformal field theories and supergravity*, *Adv. Theor. Math. Phys.* **2** (1998) 231 [[hep-th/9711200](#)].
- [5] O. Aharony, S.S. Gubser, J.M. Maldacena, H. Ooguri and Y. Oz, *Large N field theories, string theory and gravity*, *Phys. Rept.* **323** (2000) 183 [[hep-th/9905111](#)].
- [6] S.S. Gubser and A. Karch, *From gauge-string duality to strong interactions: A Pedestrian’s Guide*, *Ann. Rev. Nucl. Part. Sci.* **59** (2009) 145 [[0901.0935](#)].
- [7] P.M. Chesler and L.G. Yaffe, *Horizon formation and far-from-equilibrium isotropization in supersymmetric Yang-Mills plasma*, *Phys. Rev. Lett.* **102** (2009) 211601 [[0812.2053](#)].
- [8] P.M. Chesler and L.G. Yaffe, *Boost invariant flow, black hole formation, and far-from-equilibrium dynamics in $N = 4$ supersymmetric Yang-Mills theory*, *Phys. Rev. D* **82** (2010) 026006 [[0906.4426](#)].
- [9] M.P. Heller, D. Mateos, W. van der Schee and D. Trancanelli, *Strong Coupling Isotropization of Non-Abelian Plasmas Simplified*, *Phys. Rev. Lett.* **108** (2012) 191601 [[1202.0981](#)].
- [10] M.P. Heller, D. Mateos, W. van der Schee and M. Triana, *Holographic isotropization linearized*, *JHEP* **09** (2013) 026 [[1304.5172](#)].
- [11] B. Müller, A. Rabenstein, A. Schäfer, S. Waeber and L.G. Yaffe, *Phenomenological implications of asymmetric AdS_5 shock wave collision studies for heavy ion physics*, *Phys. Rev. D* **101** (2020) 076008 [[2001.07161](#)].
- [12] G. Nijs and W. van der Schee, *A generalized hydrodynamizing initial stage for Heavy Ion Collisions*, [2304.06191](#).
- [13] P. Kovtun, D.T. Son and A.O. Starinets, *Viscosity in strongly interacting quantum field theories from black hole physics*, *Phys. Rev. Lett.* **94** (2005) 111601 [[hep-th/0405231](#)].
- [14] M. Baggioli, L. Li and H.-T. Sun, *Shear Flows in Far-from-Equilibrium Strongly Coupled Fluids*, *Phys. Rev. Lett.* **129** (2022) 011602 [[2112.14855](#)].
- [15] M. Baggioli, S. Grieninger and H. Soltanpanahi, *Nonlinear Oscillatory Shear Tests in Viscoelastic Holography*, *Phys. Rev. Lett.* **124** (2020) 081601 [[1910.06331](#)].
- [16] M.F. Wondrak, M. Kaminski and M. Bleicher, *Shear transport far from equilibrium via holography*, *Phys. Lett. B* **811** (2020) 135973 [[2002.11730](#)].
- [17] P. Romatschke, *Relativistic Fluid Dynamics Far From Local Equilibrium*, *Phys. Rev. Lett.* **120** (2018) 012301 [[1704.08699](#)].
- [18] I. Brevik, O. Grøn, J. de Haro, S.D. Odintsov and E.N. Saridakis, *Viscous Cosmology for Early- and Late-Time Universe*, *Int. J. Mod. Phys. D* **26** (2017) 1730024 [[1706.02543](#)].
- [19] V.E. Hubeny, M. Rangamani and T. Takayanagi, *A Covariant holographic entanglement entropy proposal*, *JHEP* **07** (2007) 062 [[0705.0016](#)].

- [20] M. Lublinsky and E. Shuryak, *Improved Hydrodynamics from the AdS/CFT*, *Phys. Rev. D* **80** (2009) 065026 [0905.4069].
- [21] M.P. Heller, R.A. Janik and P. Witaszczyk, *Hydrodynamic Gradient Expansion in Gauge Theory Plasmas*, *Phys. Rev. Lett.* **110** (2013) 211602 [1302.0697].
- [22] M. Lublinsky and E. Shuryak, *How much entropy is produced in strongly coupled Quark-Gluon Plasma (sQGP) by dissipative effects?*, *Phys. Rev. C* **76** (2007) 021901 [0704.1647].
- [23] S. He, L. Li, Z. Li and S.-J. Wang, *Gravitational waves and primordial black hole productions from gluodynamics by holography*, *Sci. China Phys. Mech. Astron.* **67** (2024) 240411 [2210.14094].
- [24] Y.-Q. Zhao, S. He, D. Hou, L. Li and Z. Li, *Phase structure and critical phenomena in two-flavor QCD by holography*, *Phys. Rev. D* **109** (2024) 086015 [2310.13432].
- [25] R.-G. Cai, S. He, L. Li and Y.-X. Wang, *Probing QCD critical point and induced gravitational wave by black hole physics*, *Phys. Rev. D* **106** (2022) L121902 [2201.02004].