

Lateral Movement Detection via Time-aware Subgraph Classification on Authentication Logs

Jiajun Zhou^{*†‡}, Jiacheng Yao^{*†}, Xuanze Chen^{*†‡}, Shanqing Yu^{*†}, Qi Xuan^{*†✉}, and Xiaoni Yang^{*§}

^{*}*Institute of Cyberspace Security, Zhejiang University of Technology, Hangzhou 310023, China*

[†]*Binjiang Institute of Artificial Intelligence, ZJUT, Hangzhou 310056, China*

[‡]*College of Computer Science and Technology, Zhejiang University of Technology, Hangzhou 310023, China*

[§]*Science and Technology on Communication Information Security Control Laboratory, Jiaxing 314033, China*

Email: {jjzhou, yaojc, chenxuanze, yushanqing, xuanqi}@zjut.edu.cn

Abstract—Lateral movement is a crucial component of advanced persistent threat (APT) attacks in networks. Attackers exploit security vulnerabilities in internal networks or IoT devices, expanding their control after initial infiltration to steal sensitive data or carry out other malicious activities, posing a serious threat to system security. Existing research suggests that attackers generally employ seemingly unrelated operations to mask their malicious intentions, thereby evading existing lateral movement detection methods and hiding their intrusion traces. In this regard, we analyze host authentication log data from a graph perspective and propose a multi-scale lateral movement detection framework called *LMDetect*. The main workflow of this framework proceeds as follows: 1) Construct a heterogeneous multigraph from host authentication log data to strengthen the correlations among internal system entities; 2) Design a time-aware subgraph generator to extract subgraphs centered on authentication events from the heterogeneous authentication multigraph; 3) Design a multi-scale attention encoder that leverages both local and global attention to capture hidden anomalous behavior patterns in the authentication subgraphs, thereby achieving lateral movement detection. Extensive experiments on two real-world authentication log datasets demonstrate the effectiveness and superiority of our framework in detecting lateral movement behaviors.

1. Introduction

Recently, the rapid development of the internet has profoundly transformed the digital environment, introducing unprecedented connectivity and avenues for information access. However, this high degree of connectivity has also triggered a series of significant cybersecurity challenges. In particular, the complexity and stealthiness of Advanced Persistent Threats (APTs) have escalated, posing severe threats to internet security. Among APT attacks, lateral movement attacks are especially prominent and have become a critical issue that urgently needs to be addressed in cybersecurity.

Lateral movement is a key stage in the APT attack. After gaining initial access to a node within the network,

attackers employ various techniques to progressively infiltrate and expand their control within the network. This process allows attackers to escalate privileges, access sensitive data, and establish persistent access mechanisms (such as backdoors or malware). Fig 1 illustrates two typical lateral movement scenarios in an internal network: 1) External attackers successfully infiltrate an internal network host through phishing emails or vulnerability exploitation. After establishing an initial foothold, they gradually expand their control by scanning other devices in the network and exploiting inherent security weaknesses or by stealing credentials to escalate privileges; 2) Internal members leverage their initial legitimate access or stolen credentials to carry out unauthorized access, progressively extending their control over the system. The ultimate goal of lateral movement is to steal high-value resources, which can lead to significant losses for organizations. Therefore, detecting lateral movement behavior is critical to thwarting APT attacks.

Researchers have developed various methods for detecting lateral movement, primarily including methods based on endpoint detection and response (EDR) [1], [2], [3], [4], [5], [6], [7], [8], machine learning (ML) and deep learning (DL) [9], [10], [11], [12], [13], [14], [15], [16], [17]. While these approaches have achieved certain success in detecting lateral movement, they still face several limitations. EDR-based methods can monitor endpoint devices in real-time and detect abnormal behaviors, but they are vulnerable to attackers who can evade detection by using legitimate tools and credentials. Additionally, EDR requires substantial computational resources to process large volumes of data, potentially leading to performance bottlenecks. ML-based methods demonstrate good performance in identifying complex behavioral patterns, but they rely heavily on large amounts of labeled data for training. As attackers continuously modify their tactics, existing models struggle to adapt to new attack means. DL-based methods excel in extracting complex features from data but also require extensive high-quality data for training, and the training process is complex and time-consuming. Moreover, DL-based models have poor interpretability, making it difficult to analyze and understand the detection results, thus posing challenges for security experts in threat response.

✉. Corresponding author

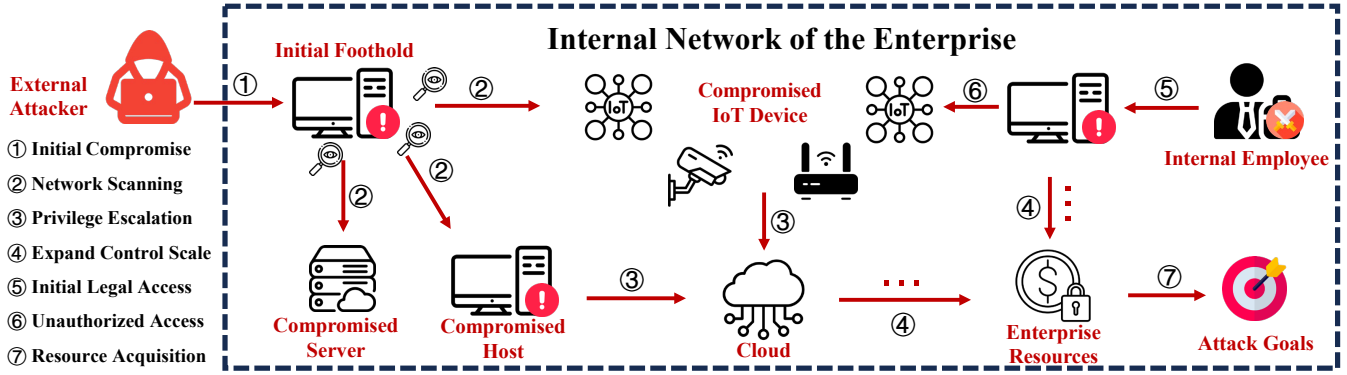


Figure 1. Two lateral movement scenarios in the enterprise internal network: 1) External threat actors employ advanced persistent threat (APT) techniques to infiltrate the internal network; 2) Internal personnel exploit initial privileges for unauthorized access. Both leverage lateral movement tactics to expand their control and accomplish the objective of exfiltrating sensitive data.

Authentication logs serve as a critical data resource for detecting lateral movements, recording every authentication attempt between users, devices, and services, including both successful and failed logins, along with related timestamps, locations, and contextual information. These data provide security analysts and automated systems with a microscopic view of internal network activities, enabling the tracking and analysis of user and device behavioral patterns. Recently, methods based on Graph Neural Networks (GNNs) [18], [19], [20], [21], [22] utilizing authentication logs have achieved notable success in the domain of lateral movement detection. By modeling authentication logs as heterogeneous graph structures and employing GNNs to learn higher-order representations of lateral movement behaviors, these methods have captured complex temporal and relational characteristics of lateral movements, resulting in superior detection performance. However, GNN-based approaches still face specific limitations: 1) **Limitations of the detection paradigm.** Current GNN-based methods typically model lateral movement detection as an edge classification task based on node representation learning, treating network behaviors in isolation and overlooking the fact that lateral movements often involve a series of continuous actions; 2) **Efficiency constraints of large-scale graph computation.** The scale of authentication log data is vast, recording numerous user authentication events and network interactions. Learning on such large-scale interaction graphs results in high computational complexity and significant time costs; 3) **Imbalanced distribution of authentication log data.** In typical network environments, benign interactions vastly outnumber malicious ones, such as lateral movements, leading to a severe imbalance between positive and negative samples. Existing GNN-based detection models are prone to detection bias under these conditions, favoring predictions of common benign behaviors and overlooking rare but highly damaging malicious actions. This imbalance poses serious challenges to the accuracy and robustness of models.

In this regard, we propose a time-aware multi-scale Lateral Movement Detection framework (*LMDetect*) — an end-to-end graph neural network model — to charac-

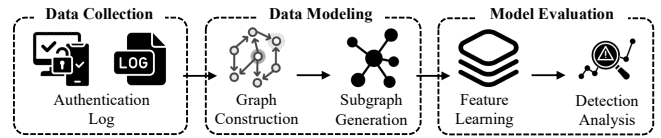


Figure 2. Workflow of the *LMDetect* framework.

terize behavior patterns in network authentication events and further achieve lateral movement detection. Figure 2 illustrates the workflow of *LMDetect*. Specifically, we first parse authentication log data, identify network entities and interaction types, and construct a heterogeneous authentication multigraph (HAMG) to describe network activity. We then consider lateral movement detection as a subgraph-level classification problem, designing a time-aware subgraph generator to capture highly relevant information surrounding target authentication events, yielding time-aware authentication subgraphs centered on each target event. This approach enables efficient mini-batch training of *LMDetect*. To better capture the behavior patterns of authentication events, we further introduce a multi-scale attention encoder as the backbone of our framework, which can effectively learn both local and global dependencies among network entities, providing strong representations of authentication events. The main contributions of this work are as follows:

- **Data and Task Modeling:** We model authentication logs as a heterogeneous authentication multigraph and formulate the lateral movement detection task as a subgraph classification problem, designing a time-aware subgraph generator to enable scalable lateral movement detection.
- **Powerful Representation Capability:** We propose a multi-scale attention encoder that effectively learns both local and global dependencies in network activities, capturing the behavior patterns of authentication events.
- **State-of-the-Art Performance:** Extensive experiments on two real-world authentication log datasets demonstrate the effectiveness and significant superiority of our framework for the lateral movement detection task.

2. Related work

2.1. Traditional Lateral Movement Detection

Early lateral movement detection methods primarily relies on network configuration and vulnerability data, detecting potential lateral movement paths by identifying key assets and analyzing logs. However, these methods face limitations in addressing complex attack strategies, posing challenges for practical application. To overcome these limitations, researchers have gradually expanded and improved these approaches.

For instance, Nouredine and Nassar et al. [1], [3] proposed game-theoretic methods to dynamically model interactions between attackers and defenders, analyzing attackers' lateral movement paths and evaluating the effectiveness of defense strategies. However, these methods assume fixed behavior patterns for both attackers and defenders, without considering attackers' multi-step strategies and adaptability to defenses, which limits the models' practicality and generalization capabilities. Other studies leverage attack graphs for detection. Sawilla et al. [4] proposed the AssetRank algorithm, which ranks nodes in a dependency attack graph to identify critical attack assets. However, this method depends on precise network configuration and vulnerability data and requires expert knowledge for parameter settings and vector selection. The Hopper system [6] constructs a login activity graph from enterprise logs, identifying lateral movement paths through detection rules and anomaly scoring algorithms, achieving high detection rates and low false positive rates. However, its performance is influenced by network architecture, permission management policies, and log accuracy. Milajerdi et al. [8] developed the HOLMES system, which constructs high-level contextual graphs and uses host audit data to correlate information flows in APTs for lateral movement detection. However, this approach may miss lateral movement activities that lack direct system call information flow. Bai et al. [9] proposed a machine learning-based method utilizing Windows Remote Desktop Protocol (RDP) event logs, combining supervised learning with detection rules and a novel anomaly scoring algorithm to effectively identify RDP sessions related to lateral movement. However, this method depends on features extracted from a specific dataset, requiring adaptation and retraining for different environments or attack patterns. Smiliotopoulos et al. [11] introduced a comprehensive lateral movement detection approach based on Sysmon logs, combining supervised machine learning with feature selection techniques, achieving high F1 and AUC scores on the Windows platform. However, this method may not generalize well to operating systems other than Windows.

2.2. Lateral Movement Detection Based on GNNs

In recent years, Graph Neural Networks (GNNs) have demonstrated strong representation learning capabilities across various fields, such as fraud detection [23], [24], [25], cybersecurity [26], and social analysis [27], [28]. Their

applications in the domain of lateral movement detection are also increasing. Researchers construct network service graphs, authentication graphs, and heterogeneous authentication log graphs, leveraging GNNs to capture and analyze complex relationships and dynamic changes within the network to achieve detection.

For example, Liu et al. [18] proposed the Latte system, which quickly identifies infected computers through combined analysis and forensics of known compromised nodes, using a remote file execution detector to filter rare paths and identify unknown lateral movement attacks. Although this system has demonstrated efficiency and effectiveness on large-scale datasets, it still faces challenges in distinguishing between attacker activity and normal actions by system administrators. Parra et al. [17] proposed a distributed deep learning framework for detecting phishing and application-layer DDoS attacks. The framework combines DCNNs in IoT devices with time-based LSTM models, effectively identifying cross-device distributed phishing attacks. Fang et al. [20] developed LMTracker, which constructs a heterogeneous graph based on authentication logs, abstracts lateral movement as a path, and uses predefined thresholds and meta-paths for unsupervised anomalous path detection. However, this approach does not consider temporal information, which is crucial for understanding the sequence of lateral movement by attackers. Liu et al. [22] used specific rules to model user behavior and applied clustering methods to group similar log entries, determining malicious behavior based on cluster size and quantity. King et al. [19] proposed the Euler system, which generates discrete dynamic graph snapshots for each time period, encoding the evolving topology using GNNs, and processes the outputs with sequential encoders such as recurrent neural network (RNNs) to capture network dynamics. However, this approach incurs significant computational overhead.

Although GNN-based approaches have made some progress in detecting lateral movement, most studies primarily focus on individual connections between entities, potentially overlooking the existence of more intricate patterns in network behavior. Lateral movement is an ongoing process that involves a series of operations, and solely evaluating network activity via edge classification or link prediction may not fully uncover the complete attack path.

3. Heterogeneous Authentication Multigraph

3.1. Authentication Log Analysis

Authentication logs record authentication events occurring when a user or system accesses or attempts to access a computer system within an internal network. These logs typically include detailed information such as successful and failed login attempts, timestamps, user or system identifiers, authentication types (e.g., password, two-factor authentication), source IP addresses, and more. By analyzing real-world computer network datasets from Los Alamos National Laboratory (LANL) [29], we summarize the log field information as shown in Table 1. For example, one log entry

TABLE 1. INFORMATION OF AUTHENTICATION LOGS.

Log Field	Sample
Time	1
Source User@domain	U32@DOM1
Destination User@domain	U32@DOM1
Source Computer	C815
Destination Computer	C625
Authentication Type	Kerberos
Logon Type	Network
Authentication Orientation	LogOn
Success/Failure	Success

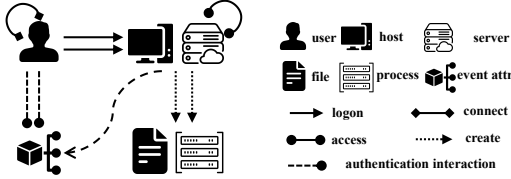


Figure 3. Illustration of the Heterogeneous Authentication Multigraph.

records an authentication event that occurred at time 1, in which a user (U32@DOM1) initiated an authentication request from a source computer (C815) to a target computer (C625). The authentication type is the Kerberos protocol, the login type is Network login, the authentication direction is LogOn, and the operation is successful. Through this log information, we can track authentication activities within the network and identify potential abnormal behaviors.

Furthermore, based on the characteristics of the authentication logs, we summarize several key conclusions for processing log data:

- **Core components of network events:** In a fundamental internal network environment, entities such as users, hosts, or server devices are indispensable, and their interactions form the ecosystem of the internal network.
- **Extension compositions of network events:** Entities like processes and files are network artifacts derived from the interactions between users, hosts and servers. By incorporating these entities, we can more comprehensively characterize various network behaviors, thereby enhancing our understanding of authentication events.
- **Attribute components of network events:** Authentication type, login type, and authentication direction describe the protocol used for user identity verification, the nature of the user login session, and whether the user is requesting login or logout, respectively. The information facilitates more precise modeling of network behavior.
- **Interaction components of network events:** There are diverse interactions between different network entities. Capturing more fine-grained interaction features allows for more detailed modeling of network activities.

3.2. Graph Construction

Based on these conclusions, we construct a heterogeneous authentication multigraph (HAMG) from a large

volume of authentication logs, as illustrated in Figure 3. Specifically, we first parse each authentication log entry to extract key fields such as time, user ID, host ID and authentication event type, and standardize and format these fields uniformly. We then categorize five different types of entities (user, host, server, file, process) as well as four different types of interaction relationships (login, connection, access, creation). Considering that not all of the aforementioned entities are necessarily involved in a single authentication log entry, we further group these five types of entities into three broad categories: **User-class** (U: user), **Device-class** (D: host, server) and **Object-class** (O: file, process). These entities and relationships are represented as nodes and edges of HAMG, resulting in the following definition:

Definition 1. Heterogeneous Authentication Multigraph (HAMG). A heterogeneous authentication multigraph can be denoted as $\mathcal{G} = \{\mathcal{V}, \mathcal{E}, \mathbf{X}, \mathbf{E}, \mathcal{T}^{\mathcal{V}}, \mathcal{T}^{\mathcal{E}}, \mathcal{Y}, \mathcal{Z}\}$, where $\mathcal{V} = \{v_1, v_2, \dots, v_n\}$ is the set of nodes (entities), each with a specific type indicated by $\mathcal{T}^{\mathcal{V}} : v \mapsto \{user, host, server, file, process\}$, $\mathcal{E} = \{e_{ij}^t \mid e_{ij}^t = (v_i, v_j, t), v_i, v_j \in \mathcal{V}\}$ is the set of edges (interaction relations), each with a specific type indicated by $\mathcal{T}^{\mathcal{E}} : e \mapsto \{login, connection, access, creation\}$, along with a timestamp t . $\mathbf{X} = [x_1, x_2, \dots, x_n]^T \in \mathbb{R}^{|\mathcal{V}| \times d_v}$ is the node feature matrix, where x_i is the feature vector constructed by concatenating the type information (one-hot encoded) of node v_i and its ID information, and d_v is the dimension of node features. $\mathbf{E} = [e_1, e_2, \dots, e_m]^T \in \mathbb{R}^{|\mathcal{E}| \times d_e}$ is the edge feature matrix, where e is the edge feature vector constructed by concatenating the information of interaction type, authentication type, logon type and authentication orientation, and d_e is the dimension of edge features. The authentication event $z \in \mathcal{Z}$ involves interactions between three broad categories of entities, which can be represented as a quintuple $z = \langle t, U, D, O \rangle$, and its label information y_i is included in $\mathcal{Y} = \{(z_i, y_i) \mid z_i \in \mathcal{Z}\}$.

Note that a multigraph implies that multiple interactions may exist between entities, which are distinguished by different timestamps. Finally, HAMG can effectively represent complex network activities, providing a powerful data structure for subsequent lateral movement detection.

4. Methodology

The HAMG derived from billions of authentication logs is extraordinarily large, imposing a significant computational burden for subsequent analysis and detection. Additionally, existing studies often model lateral movement detection as either edge (path) classification or link prediction problem, neglecting the continuity and multi-stage nature of network behavior. Given the limitations of existing approaches in terms of detection paradigms and computational efficiency, we innovatively models lateral movement detection as a **subgraph classification** problem for the following reasons: 1) Lateral movement behaviors often involve a series of interactions among numerous entities, whose structure can be captured by subgraphs induced from lateral movement paths; 2) Subgraphs containing lateral movement behaviors

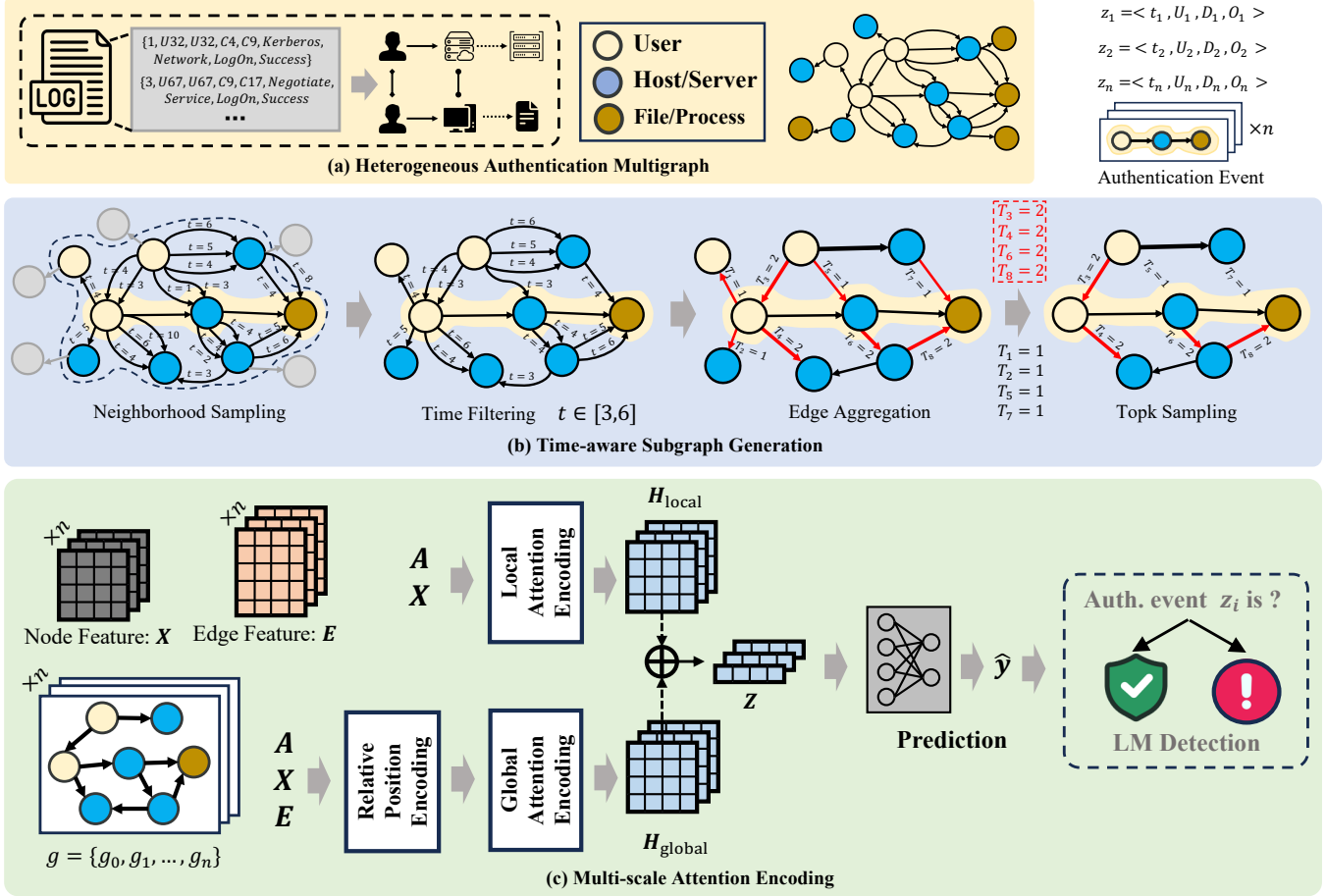


Figure 4. Illustration of *LMDetect* framework. The complete workflow is as follows: 1) Constructing heterogeneous authentication multigraph using authentication logs; 2) Sampling authentication subgraphs for target events via time-aware subgraph generator; 3) Learning the behavior patterns of authentication events via multi-scale attention encoder and detecting lateral movement behavior via subgraph classification.

are much smaller in size compared to the entire HAMG, enabling mini-batch training to replace computationally expensive full-batch training; 3) Inductive learning based on subgraphs enhances the model’s ability to identify unseen behaviors, allowing it to better adapt to evolving lateral movement patterns in imbalanced data environments.

Based on this, we design a time-aware subgraph classification framework named *LMDetect* for lateral movement detection, comprising two main modules: 1) a time-aware subgraph generator, which samples highly relevant information surrounding the target authentication event to form a time-aware authentication subgraph centered on the target event; 2) a multi-scale attention encoder, which learns both local and global dependencies among network entities, providing powerful representations of authentication events. The schematic of this framework is illustrated in Figure 4.

4.1. Time-aware Subgraph Generation

Revisiting the definition of an authentication event $z_i = \langle t_i, U_i, D_i, O_i \rangle$, where t_i denotes the time of the event, and

U_i, D_i, O_i represent the three types of entities involved in the event. Our time-aware subgraph generator takes the event as input and samples the corresponding time-aware subgraph from the graph as output. Specifically, for the three entities involved in event z , we treat them as core nodes and retrieve their 1-hop neighbor sets, which are then merged:

$$\mathcal{N}_{z_i} = \mathcal{N}_{U_i} \cup \mathcal{N}_{D_i} \cup \mathcal{N}_{O_i} \quad (1)$$

Note that the three core nodes are also included in this set, i.e., $U_i, D_i, O_i \in \mathcal{N}_{z_i}$. We treat other nodes in this set as auxiliary nodes. Subsequently, we extract the subgraph $g_i = \{\mathcal{V}_{g_i}, \mathcal{E}_{g_i}\}$ from the graph, containing all nodes in \mathcal{N}_{z_i} along with their corresponding edges (For simplicity, the notation for the subgraph retains only the node set and edge set). Centered on the time t_i when event z_i occurs, we define a time interval and remove interactions (edges) from the subgraph that fall outside this interval:

$$\mathcal{E}_{g_i} \leftarrow \mathcal{E}_{g_i} \setminus \{e_{i,j}^t \mid e_{i,j}^t = (v_i, v_j, t), v_i, v_j \in \mathcal{V}_{g_i}, |t - t_i| > \tau\} \quad (2)$$

Considering the existence of multiple edges in the subgraph, we first perform edge aggregation, merging multiple interac-

Algorithm 1 Time-aware Subgraph Generation

Require: Target authentication event $z_i = \langle t_i, U_i, D_i, O_i \rangle$, HAMG, time window parameter τ , topk parameter k .

Ensure: Time-aware subgraph g_i .

- 1: Get 1-hop neighbors of the involved entities in event z_i and merge them: $\mathcal{N}_{z_i} = \mathcal{N}_{U_i} \cup \mathcal{N}_{D_i} \cup \mathcal{N}_{O_i}$;
 - 2: Extract subgraph $g_i = \{\mathcal{V}_{g_i}, \mathcal{E}_{g_i}\}$ from HAMG containing all nodes in \mathcal{N}_{z_i} along with all the edges between them;
 - 3: Remove edges from g_i that fall outside $[t_i - \tau, t_i + \tau]$: $\mathcal{E}_g \leftarrow \mathcal{E}_g \setminus \{e_k \mid e_k = (v_i, v_j, t), v_i, v_j \in \mathcal{V}_g, |t - t_i| > \tau\}$;
 - 4: Merge multiple edges between pairwise nodes and generate edge feature T represented interaction frequency;
 - 5: Mark U_i, D_i, O_i as core nodes and other nodes in \mathcal{N}_{z_i} as auxiliary nodes;
 - 6: Sort the edges between core nodes and auxiliary nodes in descending order based on T and retain the top- k edges with the highest T , yielding the time-aware subgraph g_i ;
 - 7: Assign the label y_i of event z_i to g_i ;
 - 8: **return** Time-aware subgraph g_i .
-

tions between the same pair of nodes. A new edge feature T is introduced to represent the interaction frequency, forming a compressed subgraph. Subsequently, we sort the edges between core nodes and auxiliary nodes in descending order based on the interaction frequency and retain the top- k edges with the highest interaction frequency, resulting in the final time-aware subgraph. For each authentication event $z \in \mathcal{Z} = \{z_1, z_2, \dots, z_n\}$, we sample the corresponding time-aware subgraph g_i from HAMG and assign the label of the authentication event z_i to it, ultimately forming a subgraph dataset $\mathcal{D} = \{(z_i, g_i, y_i) \mid z_i \in \mathcal{Z}\}$.

Figure 4(b) and Algorithm 1 illustrates the entire process of time-aware subgraph generation. Notably, neighborhood sampling retains directly interacting entities, while time filtering selects the most relevant interactions within a short time window. Edge aggregation and top- k sampling based on interaction frequency further capture important time-aware substructures. This time-aware subgraph effectively preserves the key information contained in the authentication event, providing a high-quality data foundation for subsequent lateral movement detection.

4.2. Multi-Scale Attention Encoding

After obtaining the subgraph dataset of authentication events, we further design a multi-scale attention encoding module to effectively capture behavior patterns of authentication events and detect potential malicious actions. Specifically, the multi-scale attention encoding module consists of three components: 1) a local attention encoder that characterizes local interactions between entities in the authentication subgraph, capturing fine-grained authentication behavior patterns; 2) a relative positional encoder that models

the movement paths of authentication behaviors, capturing the topological structure information of the authentication subgraph; 3) a global attention encoder that characterizes global interactions between entities in the authentication subgraph, capturing long-distance behavioral dependencies. Figure 4(c) illustrates the architecture of the multi-scale attention encoding module.

4.2.1. Local Attention Encoding. Although the time-aware subgraph covers entities and interactions with the most temporally relevance, different interacting entities contribute variably to the representation of the target authentication event. For instance, in an internal network containing users, hosts, and servers, if the target authentication event involves user u_1 logging in to host h_1 , then the authentication logs of host h_1 and the communication records with server s_1 may provide more directly relevant contextual information for the target event. In contrast, logs of other hosts h_2 or h_3 interacting with user u_1 within the time window, while still relevant, contribute comparatively less to the target authentication event. To effectively quantify these contribution differences, we introduce local attention computation to learn the mutual contribution weights between any entities within the authentication subgraph. Specifically, for a target node v_i in subgraph g , the attention weight (contribution) of its neighbors $v_j \in \mathcal{N}_{v_i}$ can be represented as follows:

$$\alpha_{i,j}^{(l)} = \frac{\exp\left(\text{LeakyReLU}\left(\mathbf{a}^\top \left[\Theta_n^{(l)} \mathbf{h}_i^{(l)} \parallel \Theta_n^{(l)} \mathbf{h}_j^{(l)}\right]\right)\right)}{\sum_{o \in \mathcal{N}_{v_i}} \exp\left(\text{LeakyReLU}\left(\mathbf{a}^\top \left[\Theta_n^{(l)} \mathbf{h}_i^{(l)} \parallel \Theta_n^{(l)} \mathbf{h}_o^{(l)}\right]\right)\right)} \quad (3)$$

where $\mathbf{h}^{(l)}$ is the node feature vector and $\mathbf{h}^{(0)} = \mathbf{x}$, Θ is the weight matrix used to transform node features at layer l , \mathbf{a} is the attention parameter vector for calculating similarity between nodes, LeakyReLU is the activation function, and \parallel denotes the concatenation operation. Once the attention scores are obtained, they are used to update the target node's features by aggregating information from its neighborhood:

$$\mathbf{h}_{i,\text{local}}^{(l+1)} = \text{Elu} \left(\sum_{v_j \in \mathcal{N}_{v_i} \cup \{v_i\}} \alpha_{i,j}^{(l)} \Theta_\alpha^{(l)} \mathbf{h}_j^{(l)} \right) \quad (4)$$

where a transformation parameterized by weights $\Theta_\alpha^{(l)}$ and Elu activation is used to generate the final node features. The local attention mechanism enables us to adaptively assign different weights to neighboring nodes, thereby capturing their different contributions to the target nodes. We represent the node feature matrix generated via local attention encoding as $\mathbf{H}_{\text{local}}^{(L)}$, where L is the number of layers for local attention encoding.

4.2.2. Relative Position Encoding. Network authentication activities involve complex, continuous interactions among numerous entities, with lateral movement behavior often manifesting as directed interactions traversing network entities. To effectively capture structural information within the authentication subgraph, we introduce a relative position encoding module to provide structural information during

global feature encoding. Specifically, for each authentication subgraph g , the relative position encoder models both direct and indirect interactions between entities through multi-step random walks, thereby capturing relative position relationships between entities and enriching the feature space. A random walk on the graph can be regarded as a Markov process. In this process, the random walk starts from a node v_i , randomly selecting a connected edge to reach a neighboring node. The transition choice is controlled by transition probabilities. In a simple random walk, the transition probability is typically defined as $M_{i,j} = \frac{A_{i,j}}{D_{i,i}}$, where node v_i has $D_{i,i}$ neighboring nodes, each with an equal probability of being selected. Furthermore, the transition matrix M can be expressed as $M = D_g^{-1} A_g$, where A_g and D_g denote the adjacency matrix and degree matrix of the subgraph g , respectively. Based on the above definition, the transition probability matrix of a K -step random walk, $M^{(K)}$, represents the probability distribution of transitioning from one node to another after K steps and can be obtained by raising the matrix M to the K -th power:

$$M^{(K)} = \underbrace{M \times M \times \cdots \times M}_K = M^K \quad (5)$$

The relative position encoder models the relative positions between entities in the authentication subgraph by calculating the transition probabilities for one to multiple steps:

$$P_{i,j} = [I, M, M^2, \dots, M^{K-1}]_{i,j} \in \mathbb{R}^{K \times K} \quad (6)$$

Furthermore, the relative position features will be integrated into the node and edge features:

$$\hat{X} = \begin{bmatrix} \hat{x}_1 \\ \vdots \\ \hat{x}_i \\ \vdots \\ \hat{x}_n \end{bmatrix} = \begin{bmatrix} x_1 & \| & P_{1,1} \\ \vdots & & \vdots \\ x_i & \| & P_{i,i} \\ \vdots & & \vdots \\ x_n & \| & P_{n,n} \end{bmatrix} \in \mathbb{R}^{|\mathcal{V}_g| \times (d_v + K)} \quad (7)$$

$$\hat{E} = \begin{bmatrix} \hat{e}_{1,1} \\ \hat{e}_{1,2} \\ \vdots \\ \hat{e}_{i,j} \\ \vdots \\ \hat{e}_{n,n-1} \\ \hat{e}_{n,n} \end{bmatrix} = \begin{bmatrix} e_{1,1} & \| & P_{1,1} \\ e_{1,2} & \| & P_{1,2} \\ \vdots & & \vdots \\ e_{i,j} & \| & P_{i,j} \\ \vdots & & \vdots \\ e_{n,n-1} & \| & P_{n,n-1} \\ e_{n,n} & \| & P_{n,n} \end{bmatrix} \in \mathbb{R}^{|\mathcal{E}_g|^2 \times (d_e + 1 + K)} \quad (8)$$

We set $e_{i,j} = 0$ if $e_{i,j} \notin \mathcal{E}_g$. In this manner, we are able to provide the model with global topological information, thereby facilitating the capture of long-range dependencies among network entities and augmenting the model's capacity to perceive the network structure.

4.2.3. Global Attention Encoding. Lateral movement behavior typically manifests as an attacker infiltrating the system from an initial node, traversing multiple entities to gradually acquire more privileges and resources. Although certain entities may not be directly connected, long-distance

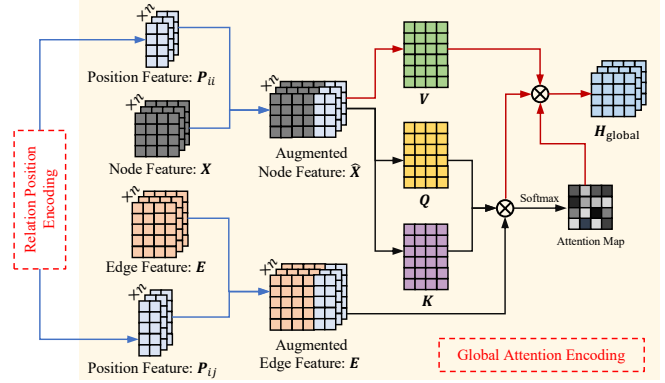


Figure 5. Illustration of global attention encoding.

dependencies can still be established through multi-step connections. For example, a user may access a specific server through multiple intermediary hosts. Thus, relying solely on a local information encoding module is insufficient to comprehensively understand the attacker's behavior patterns. To address this, we design a graph transformer as a global attention encoder, as illustrated in Figure 5, aimed at providing a global representation of the time-aware subgraph enriched with relative position information, thereby capturing higher-order features of network behavior. Specifically, our graph transformer utilizes node and edge features to compute global attention:

$$b_{i,j} = \text{ReLU}(\sigma((Q\hat{x}_i + K\hat{x}_j) \odot \Theta_e \hat{e}_{i,j}) + \Theta_b \hat{e}_{i,j}) \quad (9)$$

$$\beta_{i,j} = \frac{\exp(\Theta_\beta b_{i,j})}{\sum_{o \in \mathcal{V}} \exp(\Theta_\beta b_{i,o})} \quad (10)$$

where $Q, K, \Theta_e, \Theta_b, \Theta_\beta$ are the learnable transformation weight matrices, \odot is the Hadamard product, $\sigma(x) = (\text{ReLU}(x))^{1/2} - (\text{ReLU}(-x))^{1/2}$ maintains non-linearity and symmetry, which can help alleviate gradient vanishing or exploding issues to some extent. After obtaining the global attention, the target node's features will be updated by performing a weighted aggregation of the features of all other nodes and their corresponding interactions:

$$\hat{h}_{i,\text{global}} = \sum_{j \in \mathcal{V}} \beta_{i,j} \cdot (V\hat{x}_j + \Theta_g b_{i,j}) \quad (11)$$

where V and Θ_g are the learnable transformation weight matrices. The global feature encoding module enables nodes to receive messages from any other node within the subgraph and adaptively integrate external information through global attention. We represent the node feature matrix generated via global attention encoding as H_{global} .

4.3. Model Training

To achieve lateral movement detection, we fuse the local and global features and apply global sum pooling to obtain the final representation of the authentication subgraph:

$$z_{g_i} = \text{SumPooling}(H_{\text{local}}^{(l+1)} + H_{\text{global}}) \quad (12)$$

During model training, we use a prediction head parameterized by weights Θ_p and a softmax activation to detect potential lateral movement behaviors in the target authentication event:

$$\hat{y}_i = \text{softmax}(\Theta_p z_{g_i}) \quad (13)$$

This prediction head maps the subgraph representation z_{g_i} to a soft assignment prediction vector \hat{y}_i , resulting in a classification error with respect to the true labels, which we compute using the cross-entropy loss:

$$\mathcal{L}_{pre} = -\frac{1}{N} \sum_{i=1}^N \mathbf{y}_i \log(\hat{\mathbf{y}}_i) \quad (14)$$

where N denotes the total number of event samples, \mathbf{y}_i denotes the one-hot encoded true label of the i -th time-aware subgraph, indicating the presence or absence of lateral movement behavior in the authentication event z_i .

TABLE 2. DATASET OVERVIEW.

Dataset	Nodes	Edges	Duration
LANL	57,816	3,914,890	30 Days
CERT	93,779	2,384,122	60 Days

5. Experiment

5.1. Dataset

We evaluate *LMDetect* on two commonly used datasets: LANL [29] and CERT [30]. We construct corresponding HAMG using these two datasets, with specific information shown in Table 2.

5.1.1. LANL [29]. Los Alamos National Laboratory released a comprehensive dataset covering multi-source cybersecurity events in 2015. Spanning 58 days, the dataset includes anonymized event data collected from five sources within the laboratory’s internal network, including Windows-based authentication events, system start and stop events on individual machines, DNS queries, network traffic data at router locations, and red team events simulating malicious behavior. The total dataset size is approximately 12 GB, recording over 1,648,275,307 event entries generated by 12,425 users, 17,684 computers, and 62,974 processes. We extract 30 days of event data from this dataset for research and analysis.

5.1.2. CERT [30]. The Insider Threat Test Dataset from CERT, provided by Carnegie Mellon University, simulates employee activities and potential insider threats in a corporate network. We utilize the latest r6.2 version, which includes over 3.5 million user login events and 2 million file access events. This dataset covers operational activities of 4,000 users and 4,400 computers and includes five types of insider threat scenarios, totaling 470 labeled security events. We extract a two-month continuous sample from the dataset to support cybersecurity behavior analysis.

5.2. Comparison Methods

In order to validate the superiority of *LMDetect* in lateral movement detection, we compare it with a variety of existing state-of-the-art methods, including GNN-based detection methods as well as several classical graph-based detection systems. Note that traditional detection methods are not included in the comparison because they are no longer able to cope with the current complex attack scenarios.

For GNN-based methods, we select three commonly used GNN models for comparison: GCN [31], GAT [32] and GraphSAGE [33]. The Graph Convolutional Network (GCN) employs graph convolution operations, combining topological structure to uniformly aggregate information from neighboring nodes into the target node, thereby capturing interaction features among nodes. The Graph Attention Network (GAT) introduces an attention mechanism that adaptively adjusts the target node’s reception of information from different neighbors by calculating attention weights between the node and its neighbors. GraphSAGE samples and aggregates the neighborhood information around the target node, enhancing scalability for representation learning in large-scale graphs. We use these three models, following a subgraph classification paradigm, to implement lateral movement detection. Note that versions with the “-ts” suffix indicate the use of time-aware subgraphs for lateral movement detection, whereas versions without the suffix indicate the use of randomly sampled subgraphs.

For graph-based lateral movement detection methods, we select LMTracker [20] and Euler [19] for comparison. LMTracker is a static graph-based detection method that models lateral movement detection as a path classification problem, leveraging the metapath2vec [34] method to learn representations of network entities and generate path information for detection. Euler is a temporal graph-based detection method that uses timestamp information to construct the authentication logs into a temporal graph composed of snapshots. It combines GNNs and recurrent neural networks (RNNs) to capture both topological and temporal features of network activity, enabling lateral movement detection. In this paper, we use combinations of GCN with GRU and LSTM for lateral movement detection, referred to as Euler GCN-GRU and Euler GCN-LSTM, respectively. Note that since the original Euler study did not include experiments on the CERT dataset, we have also excluded Euler’s results on the CERT dataset in our work.

5.3. Evaluation Metrics

In previous studies, the performance evaluation of lateral movement detection models typically focused on one or two metrics. In contrast, we employ multiple performance metrics (precision, recall, F1-score, accuracy, and AUC) to more comprehensively assess the model’s performance in real-world applications. Precision emphasizes the accuracy of positive predictions, making it suitable for scenarios where the cost of false positives is high. Recall focuses on positive

TABLE 3. KEY PARAMETER SETTINGS IN *LMDetect* FRAMEWORK.

Para.	Description	Dataset	
		LANL	CERT
τ	time window parameter	3600s	10800s
k	top- k sampling parameter	150	150
K	random walk step length	32	32
L	number of local attention encoding layers	2	2
	number of global attention heads	4	4
	dropout rate	0.2	0.2
	hidden dimensions	64	64
	batch size	16	16
	learning rate	0.0005	0.0005

coverage, helping reduce false negatives, which is particularly valuable in tasks where identifying all positive instances is crucial. Accuracy measures the overall prediction accuracy of the model but may become less representative in imbalanced class distributions. F1-score balances precision and recall, making it particularly suitable for imbalanced classes, as it provides a more complete evaluation of positive prediction performance. AUC assesses the model’s ability to distinguish between positive and negative samples across different thresholds, offering an overall evaluation of the model’s effectiveness.

5.4. Experimental Settings

The details of our experimental setup are as follows. The *LMDetect* is implemented using PyTorch and its associated Geometric library. We use 17,000 benign event samples and 400 malicious event samples on both datasets to simulate the actual sample imbalance problem. With such a sample distribution, we are able to more realistically reproduce the actual network environment, where malicious events occur much less frequently than normal events. This data imbalance property puts higher demands on the model, prompting it to accurately identify a small number of abnormal behaviors even when faced with a large number of normal behaviors. We divide the dataset into training, validation, and testing sets according to the ratio of 6:2:2, and set up 10 independent repeated experiments with different random seeds. For different modules in *LMDetect*, the settings of key parameters are presented in Table 3.

For GCN, GAT, GraphSAGE, we employ these three GNN models on our constructed HAMG. The number of message passing layers is set to 2 for all models, and use the same prediction header for subgraph classification. The batch size, learning rate, data size and data division of these models are all consistent with *LMDetect*. For LMTracker and Euler, we conduct the experiments strictly according to the detection process designed in their original papers and follow the parameter settings provided in their papers. The data size and data division are the same as *LMDetect*.

5.5. Evaluation on Lateral Movement Detection

We evaluate the effectiveness of different lateral movement detection methods across two datasets, with the results presented in Table 4. It is evident that *LMDetect* outperforms other methods across all detection metrics on both datasets. Notably, *LMDetect* performs exceptionally well on LANL dataset, achieving near-perfect recall, F1 score, accuracy, and AUC at approximately 99%. On CERT dataset as well, *LMDetect* also demonstrates outstanding performance with high scores. These results indicate that *LMDetect* possesses strong robustness and generalization, consistently achieving superior performance across various datasets.

Moreover, the GNN-based methods (GCN, GAT, GraphSAGE) underperform compared to *LMDetect*. While GraphSAGE performs relatively better on LANL dataset, it still does not reach the level of *LMDetect*. GAT and GCN lag even further behind, particularly struggling in precision and recall, indicating high false positive and false negative rates. On CERT dataset, the performance of these methods generally declines, highlighting their limited applicability on this dataset. The underlying reason is that GCN and GAT rely on all surrounding information when capturing entity features, making them less effective at alleviating the impact of noisy data in logs. In contrast, GraphSAGE randomly samples neighboring information, somewhat alleviating noise interference and preventing model overfitting.

Notably, the GNN-based methods that use time-aware subgraphs (GCN-ts, GAT-ts, GraphSAGE-ts) outperform their random-sampling counterparts across most metrics, with particularly significant improvement on CERT dataset. This suggests that time-aware subgraphs capture higher event relevance than random sampling, enabling the model to capture contextual information closely associated with lateral movement behaviors and thereby enhancing detection accuracy further.

Additionally, LMTracker and Euler perform relatively well in recall but demonstrate lower precision, along with a higher false positive rate. This limitation arises because they rely on link prediction for lateral movement detection, viewing network behavior in isolation and overlooking the fact that lateral movement typically involves a series of continuous actions, which restricts detection performance.

In contrast, our *LMDetect* employs a time-aware subgraph generation module to extract highly relevant contextual information around authentication events and reduce noise. Furthermore, it uses a multi-scale attention encoding module to comprehensively characterize the behavior patterns of lateral movement attackers, achieving an exceptionally high detection rate with minimal false positive and false negative rates in lateral movement detection.

5.6. Ablation Analysis

To evaluate the contribution of each module in *LMDetect*, we conduct ablation experiments, with results shown in Table 5. Specifically, “*LMDetect* w/o tg” represents lateral movement detection using randomly sampled subgraphs

TABLE 4. LATERAL MOVEMENT DETECTION RESULTS: METRIC (%) \pm STANDARD DEVIATION. THE BEST RESULTS ARE HIGHLIGHTED IN BOLD, AND THE SECOND-BEST RESULTS ARE UNDERLINED.

Method	LANL					CERT				
	Precision	Recall	F1	Accuracy	AUC	Precision	Recall	F1	Accuracy	AUC
GCN	57.42 \pm 0.774	63.73 \pm 2.076	59.24 \pm 0.458	94.56 \pm 0.959	76.33 \pm 0.736	50.70 \pm 0.270	70.49 \pm 2.342	46.03 \pm 4.028	80.89 \pm 11.17	81.53 \pm 3.339
GAT	64.22 \pm 6.511	79.58 \pm 7.098	67.50 \pm 6.778	94.31 \pm 3.240	89.69 \pm 3.656	50.90 \pm 0.368	79.83 \pm 6.519	46.81 \pm 2.272	81.86 \pm 5.421	87.35 \pm 3.301
GraphSAGE	96.18 \pm 1.170	<u>96.53\pm0.876</u>	<u>96.34\pm0.547</u>	<u>99.66\pm0.052</u>	99.77 \pm 0.111	53.66 \pm 4.420	76.22 \pm 13.96	52.24 \pm 3.378	92.30 \pm 5.397	90.47 \pm 4.891
GCN-ts	57.54 \pm 2.501	70.64 \pm 5.120	60.17 \pm 3.502	92.81 \pm 1.751	87.94 \pm 2.951	77.36 \pm 2.866	88.91 \pm 2.005	81.86 \pm 1.906	97.94 \pm 0.435	97.08 \pm 0.195
GAT-ts	87.34 \pm 16.42	92.09 \pm 11.27	86.15 \pm 21.60	92.66 \pm 19.50	97.83 \pm 2.878	75.90 \pm 8.216	83.30 \pm 5.774	77.98 \pm 5.691	97.41 \pm 1.258	96.09 \pm 1.467
GraphSAGE-ts	95.26 \pm 1.434	96.51 \pm 1.347	95.84 \pm 0.660	99.61 \pm 0.063	<u>99.83\pm0.090</u>	<u>95.69\pm1.674</u>	<u>99.04\pm0.951</u>	<u>97.27\pm0.716</u>	<u>99.74\pm0.075</u>	<u>99.94\pm0.012</u>
LMTracker	65.88 \pm 1.829	93.88 \pm 0.955	72.08 \pm 2.373	93.51 \pm 1.085	95.67 \pm 0.639	63.25 \pm 1.999	80.88 \pm 2.980	63.06 \pm 3.893	74.35 \pm 4.595	79.82 \pm 3.856
Euler GCN-GRU	50.26 \pm 0.013	94.82 \pm 0.520	50.37 \pm 0.033	99.39 \pm 0.035	99.04 \pm 0.187	-	-	-	-	-
Euler GCN-LSTM	50.28 \pm 0.012	94.33 \pm 0.278	50.41 \pm 0.027	99.42 \pm 0.023	98.60 \pm 0.263	-	-	-	-	-
LMDetect(ours)	98.20\pm0.819	99.89\pm0.194	99.03\pm0.467	99.91\pm0.044	99.99\pm0.004	97.46\pm0.506	99.46\pm0.468	98.43\pm0.324	99.87\pm0.026	99.99\pm0.004

TABLE 5. ABLATION EXPERIMENT RESULTS.

Method	LANL				
	Precision	Recall	F1	Accuracy	AUC
LMDetect w/o tg	98.66 \pm 0.504	98.59 \pm 0.365	98.62 \pm 0.140	99.87 \pm 0.013	99.77 \pm 0.111
LMDetect w/o le	98.24 \pm 0.898	99.33 \pm 0.675	98.77 \pm 0.473	99.89 \pm 0.044	99.99 \pm 0.007
LMDetect w/o ge	85.74 \pm 14.39	93.37 \pm 6.924	87.93 \pm 12.19	98.25 \pm 2.099	98.13 \pm 3.170
LMDetect w/o pe	98.09 \pm 0.938	99.83 \pm 0.261	98.94 \pm 0.558	99.90 \pm 0.053	99.99 \pm 0.008
LMDetect	98.20 \pm 0.819	99.89\pm0.194	99.03\pm0.467	99.91\pm0.044	99.99\pm0.004
Method	CERT				
	Precision	Recall	F1	Accuracy	AUC
LMDetect w/o tg	67.37 \pm 1.823	96.45 \pm 4.801	79.33 \pm 2.450	99.16 \pm 0.117	99.65 \pm 0.232
LMDetect w/o le	97.15 \pm 0.028	99.28 \pm 0.472	97.66 \pm 0.243	99.68 \pm 0.022	99.86 \pm 0.002
LMDetect w/o ge	75.90 \pm 8.216	83.30 \pm 5.774	79.87 \pm 5.691	97.41 \pm 1.258	96.09 \pm 1.467
LMDetect w/o pe	97.18 \pm 0.236	99.25 \pm 0.452	97.66 \pm 0.151	99.81 \pm 0.017	99.85 \pm 0.016
LMDetect	97.46\pm0.503	99.46\pm0.467	98.44\pm0.300	99.85\pm0.028	99.95\pm0.012

after removing the time-aware subgraph generation module. “LMDetect w/o le”, “LMDetect w/o pe” and “LMDetect w/o ge” represent the removal of the local attention encoding module, relative position encoding module, and global attention encoding module, respectively.

From the results, we can draw the following conclusions: 1) The time-aware subgraph generation module can effectively capture contextual information highly relevant to the target authentication event, aiding in lateral movement detection, whereas random sampling tends to introduce noise. This module’s advantage is also evident in the performance comparison between GNN and GNN-ts in Table 4; 2) Removing the local attention encoding module slightly increases the false positive rate, with a minor drop in overall performance, suggesting that this module marginally enhances the model’s capability to characterize entity features; 3) Performance significantly declines when the global attention encoding module is removed, indicating that this module effectively captures high-order interaction features and long-distance dependencies in authentication events, substantially enhancing lateral movement detection; 4) Removing the relative position encoding module leads to a slight performance decrease, suggesting that this module simulates the behavioral evolution of authentication events

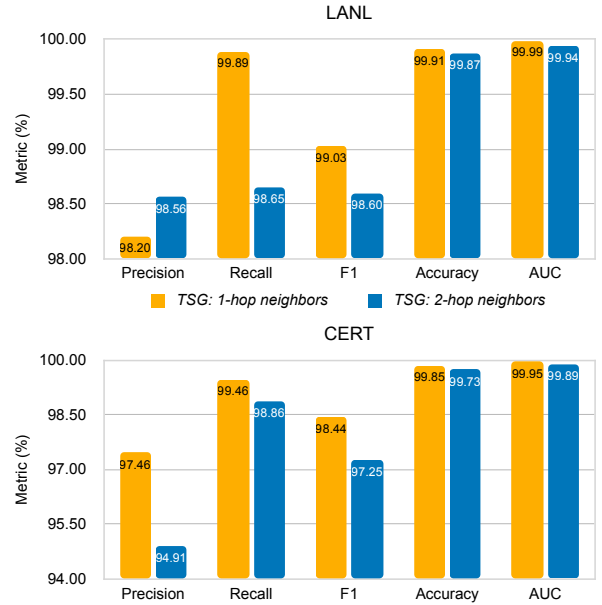


Figure 6. Impact of time-aware subgraph on detection performance.

to some extent and captures long-range dependencies.

Overall, the design of each module in LMDetect contributes from different perspectives, collectively enhancing the performance of lateral movement detection.

5.7. Analysis of Time-aware Subgraph

We further analyze the impact of time-aware subgraph on lateral movement detection. Specifically, in this work, we filter only the 1-hop neighbors of entities within the target event to obtain the time-aware subgraph, denoted as “TSG: 1-hop neighbors”. Additionally, we construct similarly scaled time-aware subgraphs by filtering both 1-hop and 2-hop neighbors, denoted as “TSG: 2-hop neighbors”. We use these two types of time-aware subgraphs for lateral movement detection, with the results shown in Figure 6. It

is clear that using the time-aware subgraph containing only 1-hop information yields better results for lateral movement detection. This finding suggests that leveraging 1-hop information from direct interactions is generally more effective for aiding lateral movement detection, while incorporating 2-hop information from indirect interactions often introduces more noise. This added noise makes the model more conservative in detecting lateral movement, increasing the false negative rate and diminishing overall performance.

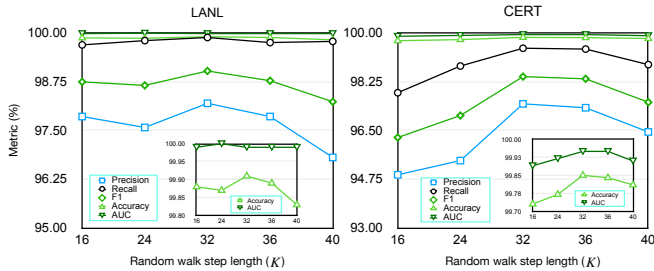


Figure 7. Impact of random walk step length in relative position encoding.

5.8. Analysis of Relative Position Encoding

We further analyze the influence of key parameter in relative position encoding (i.e., random walk step length K) on model’s detection performance. Specifically, we varies K within the set $\{16, 24, 32, 36, 40\}$ and observe the performance fluctuations, as shown in Figure 7. We observe that as K increases, the model’s performance initially improves but then declines, reaching optimal detection performance when $K = 32$. The underlying reason is that the relative position encoding module captures the relative dependencies between entities in the authentication subgraph by simulating random walks, thereby enhancing the model’s understanding of the subgraph structure. When the step length is small, *LMDetect* only captures the local structure between entities, limiting its ability to represent long-range dependencies. Conversely, when the step length is too large, the relative position encoding introduces excessive noise and redundant information, which interferes with the model’s reasoning to some extent. Therefore, an appropriate choice of step length is closely related to the scale of the subgraph, reflecting a balance in the model’s ability to capture both local and global dependencies.

6. Conclusion

In this work, our proposed *LMDetect* framework effectively addresses the challenges of lateral movement detection in network authentication logs. By modeling authentication logs as a heterogeneous authentication multigraph and employing a time-aware subgraph classification approach, *LMDetect* captures both local and global dependencies, thus enhancing the detection performance for lateral movements. The use of a time-aware subgraph generator ensures that the model can efficiently extract relevant contextual information,

while the multi-scale attention encoder comprehensively characterizes the behavior patterns of lateral movement. Experimental results on real-world datasets demonstrate that *LMDetect* achieves state-of-the-art performance across multiple evaluation metrics, consistently outperforming existing detection approaches. These results confirm *LMDetect*’s robustness and scalability in detecting complex attack strategies, thereby contributing significantly to the field of network security. Future work may involve adapting the model to other types of cyber attacks, as well as exploring the applicability of time-aware subgraph classification in different security contexts.

References

- [1] M. A. Nouredine, A. Fawaz, W. H. Sanders, and T. Başar, “A game-theoretic approach to respond to attacker lateral movement,” in *Decision and Game Theory for Security: 7th International Conference, GameSec 2016, New York, NY, USA, November 2-4, 2016, Proceedings 7*. Springer, 2016, pp. 294–313.
- [2] J. Khoury and M. Nassar, “A hybrid game theory and reinforcement learning approach for cyber-physical systems security,” in *NOMS 2020-2020 IEEE/IFIP Network Operations and Management Symposium*. IEEE, 2020, pp. 1–9.
- [3] M. Nassar, J. Khoury, A. Erradi, and E. Bou-Harb, “Game theoretical model for cybersecurity risk assessment of industrial control systems,” in *2021 11th IFIP International Conference on New Technologies, Mobility and Security (NTMS)*. IEEE, 2021, pp. 1–7.
- [4] R. E. Sawilla and X. Ou, “Identifying critical attack assets in dependency attack graphs,” in *Computer Security-ESORICS 2008: 13th European Symposium on Research in Computer Security, Málaga, Spain, October 6-8, 2008. Proceedings 13*. Springer, 2008, pp. 18–34.
- [5] B. M. Bowen, S. Hershkop, A. D. Keromytis, and S. J. Stolfo, “Baiting inside attackers using decoy documents,” in *Security and Privacy in Communication Networks: 5th International ICST Conference, SecureComm 2009, Athens, Greece, September 14-18, 2009, Revised Selected Papers 5*. Springer, 2009, pp. 51–70.
- [6] G. Ho, M. Dhiman, D. Akhawe, V. Paxson, S. Savage, G. M. Voelker, and D. Wagner, “Hopper: Modeling and detecting lateral movement,” in *30th USENIX Security Symposium (USENIX Security 21)*, 2021, pp. 3093–3110.
- [7] X. Han, T. Pasquier, A. Bates, J. Mickens, and M. Seltzer, “Unicorn: Runtime provenance-based detector for advanced persistent threats,” *arXiv preprint arXiv:2001.01525*, 2020.
- [8] S. M. Milajerdi, R. Gjomemo, B. Eshete, R. Sekar, and V. Venkatakrishnan, “Holmes: real-time apt detection through correlation of suspicious information flows,” in *2019 IEEE Symposium on Security and Privacy (SP)*. IEEE, 2019, pp. 1137–1152.
- [9] T. Bai, H. Bian, M. A. Salahuddin, A. Abou Daya, N. Limam, and R. Boutaba, “Rdp-based lateral movement detection using machine learning,” *Computer communications*, vol. 165, pp. 9–19, 2021.
- [10] M. Meijerink, “Anomaly-based detection of lateral movement in a microsoft windows environment,” Master’s thesis, University of Twente, 2019.
- [11] C. Smiliotopoulos, G. Kambourakis, and K. Barbatsalou, “On the detection of lateral movement through supervised machine learning and an open-source tool to create turnkey datasets from syslog logs,” *International Journal of Information Security*, vol. 22, no. 6, pp. 1893–1919, 2023.
- [12] H. Bian, T. Bai, M. A. Salahuddin, N. Limam, A. Abou Daya, and R. Boutaba, “Uncovering lateral movement using authentication logs,” *IEEE Transactions on Network and Service Management*, vol. 18, no. 1, pp. 1049–1063, 2021.

- [13] D. He, H. Gu, S. Zhu, S. Chan, and M. Guizani, "A comprehensive detection method for the lateral movement stage of apt attacks," *IEEE Internet of Things Journal*, 2023.
- [14] T. Bai, H. Bian, A. Abou Daya, M. A. Salahuddin, N. Limam, and R. Boutaba, "A machine learning approach for rdp-based lateral movement detection," in *2019 IEEE 44th Conference on Local Computer Networks (LCN)*. IEEE, 2019, pp. 242–245.
- [15] I. H. Sarker, "Cyberlearning: Effectiveness analysis of machine learning security modeling to detect cyber-anomalies and multi-attacks," *Internet of Things*, vol. 14, p. 100393, 2021.
- [16] G. D. L. T. Parra, P. Rad, and K.-K. R. Choo, "Implementation of deep packet inspection in smart grids and industrial internet of things: Challenges and opportunities," *Journal of Network and Computer Applications*, vol. 135, pp. 32–46, 2019.
- [17] G. D. L. T. Parra, P. Rad, K.-K. R. Choo, and N. Beebe, "Detecting internet of things attacks using distributed deep learning," *Journal of Network and Computer Applications*, vol. 163, p. 102662, 2020.
- [18] Q. Liu, J. W. Stokes, R. Mead, T. Burrell, I. Hellen, J. Lambert, A. Marochko, and W. Cui, "Latte: Large-scale lateral movement detection," in *MILCOM 2018-2018 IEEE Military Communications Conference (MILCOM)*. IEEE, 2018, pp. 1–6.
- [19] I. J. King and H. H. Huang, "Euler: Detecting network lateral movement via scalable temporal link prediction," *ACM Transactions on Privacy and Security*, vol. 26, no. 3, pp. 1–36, 2023.
- [20] Y. Fang, C. Wang, Z. Fang, and C. Huang, "Lmtracker: Lateral movement path detection based on heterogeneous graph embedding," *Neurocomputing*, vol. 474, pp. 37–47, 2022.
- [21] B. Bowman, C. Laprade, Y. Ji, and H. H. Huang, "Detecting lateral movement in enterprise computer networks with unsupervised graph {AI}," in *23rd International Symposium on Research in Attacks, Intrusions and Defenses (RAID 2020)*, 2020, pp. 257–268.
- [22] F. Liu, Y. Wen, D. Zhang, X. Jiang, X. Xing, and D. Meng, "Log2vec: A heterogeneous graph embedding based approach for detecting cyber threats within enterprise," in *Proceedings of the 2019 ACM SIGSAC conference on computer and communications security*, 2019, pp. 1777–1794.
- [23] C. Jin, J. Jin, J. Zhou, J. Wu, and Q. Xuan, "Heterogeneous feature augmentation for ponzi detection in ethereum," *IEEE Transactions on Circuits and Systems II: Express Briefs*, vol. 69, no. 9, pp. 3919–3923, 2022.
- [24] J. Zhou, C. Hu, J. Chi, J. Wu, M. Shen, and Q. Xuan, "Behavior-aware account de-anonymization on ethereum interaction graph," *IEEE Transactions on Information Forensics and Security*, vol. 17, pp. 3433–3448, 2022.
- [25] C. Jin, J. Zhou, J. Jin, J. Wu, and Q. Xuan, "Time-aware metapath feature augmentation for ponzi detection in ethereum," *IEEE Transactions on Network Science and Engineering*, vol. 11, no. 4, pp. 3747–3758, 2024.
- [26] T. Bilot, N. El Madhoun, K. Al Agha, and A. Zouaoui, "Graph neural networks for intrusion detection: A survey," *IEEE Access*, vol. 11, pp. 49 114–49 139, 2023.
- [27] J. Zhou, C. Xie, S. Gong, J. Qian, S. Yu, Q. Xuan, and X. Yang, "Pathmlp: Smooth path towards high-order homophily," *Neural Networks*, vol. 180, p. 106650, 2024.
- [28] J. Zhou, S. Gong, X. Chen, C. Xie, S. Yu, Q. Xuan, and X. Yang, "Clarify confused nodes via separated learning," *arXiv preprint arXiv:2306.02285*, 2023.
- [29] A. D. Kent, "Cyber security data sources for dynamic network research," in *Dynamic Networks and Cyber-Security*. World Scientific, 2016, pp. 37–65.
- [30] B. Lindauer, "Insider Threat Test Dataset," 9 2020. [Online]. Available: https://kithub.cmu.edu/articles/dataset/Insider_Threat_Test_Dataset/12841247
- [31] T. N. Kipf and M. Welling, "Semi-supervised classification with graph convolutional networks," *arXiv preprint arXiv:1609.02907*, 2016.
- [32] P. Velickovic, G. Cucurull, A. Casanova, A. Romero, P. Lio, Y. Bengio *et al.*, "Graph attention networks," *stat*, vol. 1050, no. 20, pp. 10–48 550, 2017.
- [33] W. Hamilton, Z. Ying, and J. Leskovec, "Inductive representation learning on large graphs," *Advances in neural information processing systems*, vol. 30, 2017.
- [34] Y. Dong, N. V. Chawla, and A. Swami, "metapath2vec: Scalable representation learning for heterogeneous networks," in *Proceedings of the 23rd ACM SIGKDD international conference on knowledge discovery and data mining*, 2017, pp. 135–144.