

# Filament eruption deflection and associated CMEs

K. Koleva<sup>1</sup>, R. Chandra<sup>2</sup>, P. Duchlev<sup>1</sup>, P. Devi<sup>2</sup>

<sup>1</sup>Space Research and Technology Institute, Bulgarian Academy of Sciences, Sofia, Bulgaria

<sup>2</sup>Department of Physics, DSB Campus, Kumaun University, Nainital

**Abstract.** We present the observations of a quiescent filament eruption and its deflection from the radial direction. The event occurred in the southern solar hemisphere on 2021 May 9 and was observed by the Atmospheric Imaging Assembly (AIA) on board the Solar Dynamics Observatory (SDO), by the STEREO -A Observatory and GONG. Part of the filament erupted in the west direction, while major part of the filament deviated towards east direction. LASCO observed a very weak CME towards the west direction where it faded quickly. Moreover, the eruption was associated with CME observed by STEREO A COR1 and COR2. Our observations provide the evidence that the filament eruption was highly non-radial in nature.

**Keywords.** Filament Eruption, Coronal Mass Ejection, deflection

## 1. Introduction

Solar filament eruptions are one of the most studied phenomena in the field of solar physics. Filaments can erupt fully or partially and these erupted material can be observed in form of coronal mass ejections (CMEs) (Webb *et. al* (1976); Munro *et. al* (1979); Gopalswamy (2000, 2003); Schmieder *et. al* (2013); Seki *et. al* (2021) , and references cited therein). There are cases of the deflection of CME during its propagation near to Sun or in the interplanetary space (for example: Zuccarello *et. al* (2012); Koleva *et. al* (2024)). The study of the deflection of filament eruption and CMEs can be a crucial study to understand the geoeffectiveness of solar eruptions.

In this work we present the study of a sigmoid filament eruption that occurred in the southern solar hemisphere on 2021 May 9. The kinematics and morphology of the event were investigated by Koleva *et. al* (2021). Here we focused on the associated CME and its offset from the radial propagation.

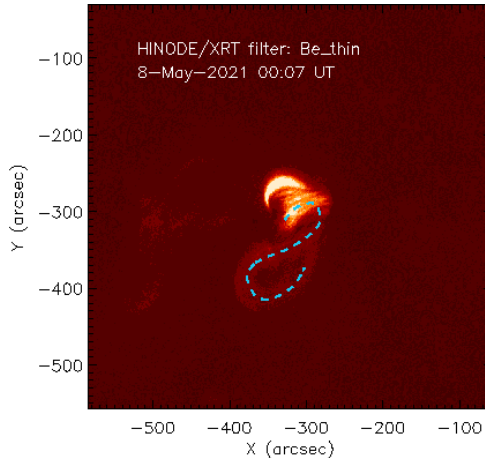
The used data and observations from two points of view are introduced in Section 2. Section 3 provides our interpretation of the observations.

## 2. Data and Observations

The prominence eruption occurred at the southern solar hemisphere between 9:30 and 11:00 UT on 2021 May 9.

For the present study, we used the data from the Atmospheric Imaging Assembly (AIA: Lemen *et. al* 2012) on board the Solar Dynamics Observatory (SDO: Pesnell *et. al* 2012) in 304 Å. For a different viewpoint of the event, we used data from the Sun Earth Connection and Heliospheric Investigations (SECCHI: Howard *et. al* 2008) instruments on board the Solar Terrestrial Relations Observatory Ahead (STEREO-A: Kaiser *et. al* 2008) spacecraft. More specifically, data from the Extreme Ultraviolet Imager (EUVI) in the 304 Å channel, the STEREO-A COR1 inner coronagraph (Thompson *et. al* 2003), and the COR2 outer coronagraph are used in the study.

We used also data obtained by the XRT (Golub *et. al* 2007) onboard HINODE (Kosugi *et. al* 2007) to follow the filament evolution one day before the eruption.



**Figure 1.** HINODE/XRT observation on 2021 May, 8 at 00:07 UT. The blue dotted line traces the sigmoid structure.

Before the eruption, the sigmoid filament was located in a plage region close to the disk center and laid along the S-shaped magnetic polarity inversion line. A weak X-ray sigmoid was observed in Hinode/XRT Al and Be filters along the filament channel one day before the eruption. In Figure 1 the sigmoid on 8 May 2024, observed in the Be filter image of HINODE/XRT instrument is presented.

### 2.1. AIA/SDO FOV

The eruption began at around 09:30 UT in the AIA field-of-view (FOV). Part of the filament erupted in the west direction, while major part of the filament deviated towards east direction. Before deviation from the radial direction, the erupted filament undergoes a twisting motion.

The eruption evolution is shown in Figure 2 in AIA 304 Å channel. The radial path through the filament loop center at 10:20 UT is indicated by the green dotted line. The filament's loop is traced by the yellow dotted line. The eastward deflection is well observed.

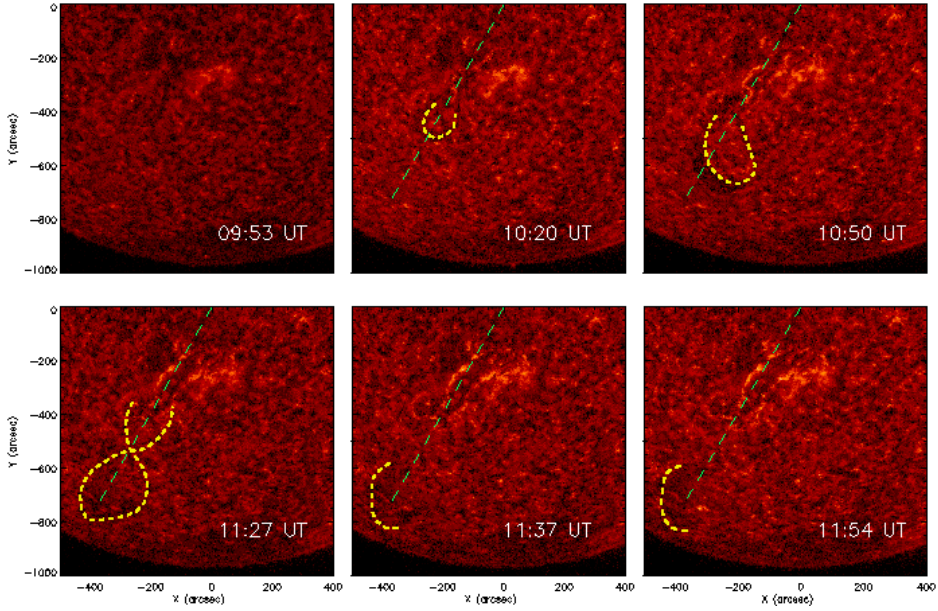
### 2.2. EUVI/STEREO A FOV

The eruption was observed also by STEREO Ahead spacecraft close to the bottom right limb. At the time of observation the separation angle of the STEREO-A spacecraft with Earth was  $52^\circ$ . The filament eruption as observed by EUVI on board the STEREO A spacecraft is shown in Figure 3.

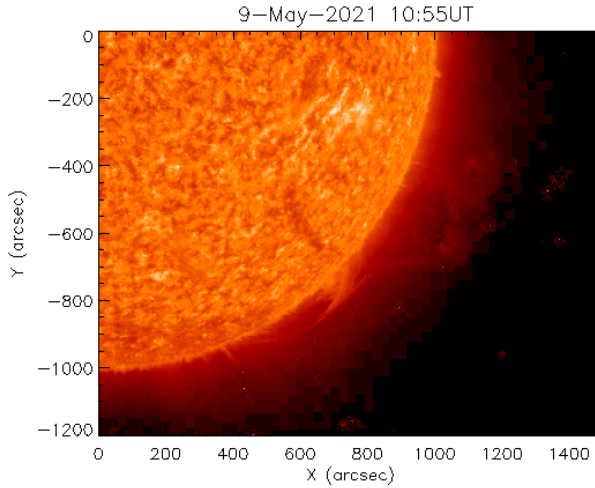
In the COR1 FOV the prominence eruption starts at 10:21 UT at Position angle (PA)  $242^\circ$  and left COR1 FOV at 12:01 UT at PA  $247^\circ$  (see Figure 4, left panel). The deflection stopped at about 1.94 solar radii (Figure 4, right panel). After that the core continues its propagation in C2 FOV without any visible deflection.

## 3. Results

We interpret our result as follows: part of the filament went into west direction in the AIA FOV and appeared as a weak CME in LASCO C2 coronagraph at around 13:25 UT. The major part of the erupted filament interact with the southern situated filament and deviated in the eastern direction. The eruption starts at a position angle at about  $153^\circ$ . After deviation the

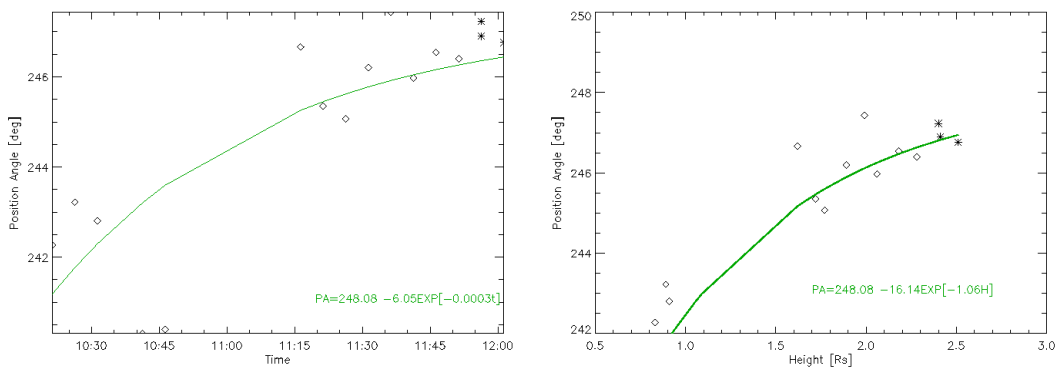


**Figure 2.** The eruption evolution as seen by AIA/SDO in 304 Å channel. The green dotted line shows the radial path through the filament loop center at 10:20 UT.

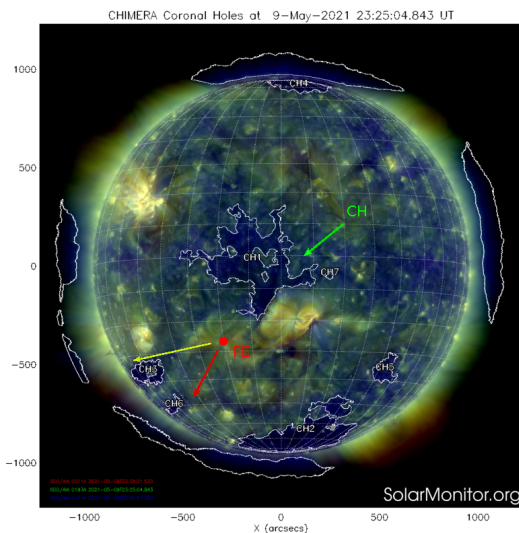


**Figure 3.** Filament eruption observed by EUVI/STEREO A in 304 Å channel at 10:55 UT.

position angle of the prominence loop center was about  $145^\circ$ . In Figure 5 the eruption direction at 10:20 UT is indicated by the red arrow, while the yellow marks the eruption direction at 11:54 UT. The angle between the two arrows, which represents the deflection angle was approximately  $8^\circ$ . The deflected filament part may be directed away from the earth direction, and it was observed as a CME by COR 1 and COR 2 instrument.



**Figure 4.** *left:* Variation of the position angle of CME core as a function of time. Diamonds and stars represent measurements from COR1 and COR2 coronagraphs of STEREO A, respectively. *right:* Prominence Position angle (PA) at various heliocentric distances. The solid line is the fit to the data points.



**Figure 5.** The composite image of three AIA channels: 211 Å, 193 Å and 171 Å at 9 May 2021. The eruption direction at 10:20 UT and 11:54 UT, is indicated by the red and yellow arrows, respectively.

## Acknowledgements

K.K. acknowledges the International Astronomical Union grant. K.K. and P.D. acknowledge the support of Bulgarian Science Fund under grand No KP-06-H44/2 27.11.2020. P.D. thanks the CSIR, New Delhi for providing the research fellowship.

## References

- Golub, L., Deluca, E., Austin, G., *et. al* 2007, *SoPhys*, 243, 63
- Gopalswamy, N., Hanaoka, Y., Hudson, H. S. , *et. al* 2000, *AdSpR*, 25, 1851
- Gopalswamy, N. 2003, *AdSpR*, 31, 869
- Howard, R. A., Moses, J. D., Vourlidas, A., *et. al* 2008, *SSRv*, 136, 67
- Kaiser, M.L., Kucera, T.A., Davila, J.M., *et. al* 2008, *Space Sci. Rev.*, 136, 5
- Koleva, K., Devi, P., Duchlev, P., *et. al* 2021, *Proceedings of the Thirteenth Workshop "Solar Influences on the Magnetosphere, Ionosphere and Atmosphere"*, ISSN 2367-7570, 34

- Koleva, Kostadinka; Gopalswamy, Nat; Devi, Pooja, *et. al* 2024, *ApJ*, 966, 22
- Kosugi, T., Matsuzaki, K., Sakao, T., *et. al* 2007, *SoPhys*, 243, 3
- Lemen, J.R., Title, A.M., Akin, D.J., *et. al* 2012, *SoPhys*, 275, 17
- Munro, R. H., Gosling, J. T., Hildner, E. , *et. al* 1979, *SoPhys*, 61, 201
- Pesnell, W.D., Thompson, B.J., Chamberlin, P.C., *et. al* 2012, *SoPhys*, 275, 3
- Seki, Daikichi; Otsuji, Kenichi; Ishii, Takako T. *et. al* 2021, *EP&S*, 73, 58
- Schmieder, B., Démoulin, P., Aulanier, G. 2013, *AdSpR*, 51, 1967
- Thompson, W.T., Davila, J.M., Fisher, R.R., *et. al* 2003, *Innovative Telescopes and Instrumentation for Solar Astrophysics. Edited by Stephen L. Keil, Sergey V. Avakyan . Proceedings of the SPIE*, 4853, 1
- Webb, D. F., Krieger, A. S., Rust, D. M. 1976, *SoPhys*, 48, 159
- Zuccarello, F. P., Bemporad, A., Jacobs, C., *et. al* 2012, *ApJ*, 774, 66