

A physical basis for cosmological correlators from cuts

Shounak De and Andrzej Pokraka

*Department of Physics, Brown University,
182 Hope Street, Providence, RI 02912, U.S.A.*

E-mail: shounak_de@brown.edu, andrzej_pokraka@brown.edu

ABSTRACT: Significant progress has been made in our understanding of the analytic structure of FRW wavefunction coefficients, facilitated by the development of efficient algorithms to derive the differential equations they satisfy. Moreover, recent findings indicate that the twisted cohomology of the associated hyperplane arrangement defining FRW integrals overestimates the number of integrals required to define differential equations for the wavefunction coefficient. We demonstrate that the associated dual cohomology is automatically organized in a way that is ideal for understanding and exploiting the cut/residue structure of FRW integrals. Utilizing this understanding, we develop a systematic approach to organize compatible sequential residues, which dictates the physical subspace of FRW integrals for *any* n -site, ℓ -loop graph. In particular, the physical subspace of tree-level FRW wavefunction coefficients is populated by differential forms associated to cuts/residues that factorize the integrand of the wavefunction coefficient into *only* flat space amplitudes. After demonstrating the validity of our construction using intersection theory, we develop simple graphical rules for cut tubings that enumerate the space of physical cuts and, consequently, differential forms without any calculation.

Contents

1	Introduction	2
2	Correlators from twisted integrals	4
2.1	The universal integrand	5
2.2	From flat-space to FRW spacetimes	6
2.3	The intersection number and relative twisted cohomology	7
3	DEQs from residues and finding the physical subspace	9
4	A pedagogical example: the 3-site chain	10
5	Linear relations and degenerate arrangements	17
5.1	Consequences for residue operations	19
5.2	Consequences for differential forms	20
6	Cut tubings – a basis for all trees and loops	21
6.1	Universal selection rules for physical cut tubings	21
6.1.1	The good cut and degenerate cut conditions	22
6.1.2	The uni-dimensional cohomology condition(s)	25
6.2	Enumerating physical cut tubings	27
6.3	From cut tubings to physical FRW forms	32
6.4	Example: the physical basis for the 3-site tree graph from cut tubings	35
6.5	Example: the physical basis for 2-site 2-loop sunset graph from cut tubings	37
6.6	Cut stratification for trees and loops	40
7	Discussion and Outlook	41
A	From cut contours to the dual canonical form	42
B	No new poles	44
C	Further examples (including loops) via direct computation	45
C.1	Explicit decomposition of the 3-site chain degenerate block	45
C.2	Physical basis the tree-level 4-site chain	46
C.3	Physical basis the tree-level 4-site star	48
C.4	Physical basis for the 1-loop 3-gon	49
D	Diagrammatic partial fractions	51

1 Introduction

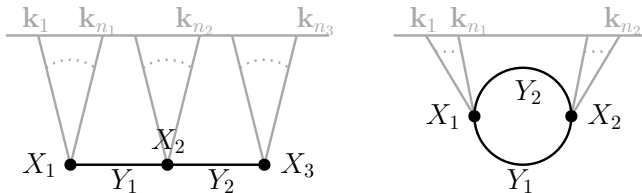
Cosmological correlators, or primitively, the wavefunction of the universe, are important quantum mechanical observables in cosmology. Recently, there has been tremendous progress in our perturbative understanding of the analytic structure of these observables in certain toy models of quantum cosmology, specifically for a theory of conformally coupled scalars with general polynomial interactions evolving in power-law Friedmann–Robertson–Walker (FRW) cosmologies.

Underlying many of these advances is the cosmological bootstrap [1–6] and polytope [7–9] programs. The cosmological polytope provides a geometric and combinatorial way to compute wavefunction coefficients independent of the notions of locality, causality and unitarity baked into the formalism of Feynman diagrams. Techniques from the Feynman integral community¹ (related to algebraic geometry) have been used to compute canonical differential equations for both massless and massive wavefunction coefficients [13–15]. In particular, the kinematic flow algorithm has identified a powerful yet mysterious structure in these canonical differential equations [16–19]. After accounting for the loop-momentum integration, elliptic sectors in these differential equations were identified in [20]; this is not surprising since the loop integrals defining wavefunction coefficients include all Feynman integrals, which are known to contain elliptic sectors. Ideas from tropical geometry and sector decomposition have been used to identify the origin of infrared divergences in the integration space and develop subtraction schemes [21]. Hypergeometric solutions, relations to GKZ-systems and D -modules have also been explored [22–26]. Cosmological cutting rules and implications from unitarity have been formalized [27–35] and will play an important role in this paper.

In this toy model of conformal scalars in power-law FRW cosmologies, the wavefunction coefficients corresponding to a given Feynman graph \mathcal{G} are represented as certain *twisted* integrals

$$\psi_n^{(\ell)} = \int_0^\infty u \Psi_n^{(\ell)} \quad \Psi_n^{(\ell)} := \hat{\Omega}_n^{(\ell)}(\mathbf{x} + \mathbf{X}, \mathbf{Y}) d^n \mathbf{x} , \quad (1.1)$$

where n and ℓ are the number of vertices and loops in \mathcal{G} . Here, $\hat{\Omega}_n^{(\ell)}(\mathbf{X}, \mathbf{Y})$ is the canonical function of the cosmological polytope $\mathcal{P}_{\mathcal{G}}$ associated to the graph \mathcal{G} and is essentially the wavefunction coefficient for flat spacetimes. It depends on the kinematic parameters $X_i = \sum_{m=n_{i-1}+1}^{n_i} |\mathbf{k}_m|$, the sum of external energies flowing from the vertex i to the boundary, and $Y_i = |\sum_{m=n_{i-1}+1}^{n_i} \mathbf{k}_m|$, the energy exchanged through the i^{th} edge of a given graph \mathcal{G} :



¹Additional connections include symbolology [10] and Landau analysis [11, 12].

The multi-valued function $u = \prod_i x_i^\varepsilon$ is called the *twist* and is universal to all FRW integrals. Here, ε parameterizes the cosmology via the scale factor $a(\eta) = (\eta/\eta_0)^{-(1+\varepsilon)}$ (see below (2.1)).





The mathematical structure of these integrals is largely governed by the theory of twisted (co)homology [13, 36–43]. Moreover, the twisted cohomology is a finite $|\chi|$ -dimensional vector space, where χ is the Euler characteristic of the underlying hyperplane arrangement (equivalently, the number of bounded chambers). Due to the finite dimensionality of this vector space, the twisted integrals must satisfy coupled first-order linear differential equations (DEQs)

$$d_{\text{kin}} \int u \varphi_i = B_{ij} \int u \varphi_j. \quad (1.2)$$

Here, the $\varphi_{j=1, \dots, |\chi|}$ form a basis of differential forms for the twisted cohomology and $d_{\text{kin}} = \sum_{i=1}^n dX_i \partial_{X_i} + \sum_{i=1}^{n+\ell-1} dY_i \partial_{Y_i}$ is the exterior derivative with respect to the kinematic parameters.

When the connection matrix \underline{B} is proportional to the cosmological parameter ε , $\underline{B} = \varepsilon \underline{A}$, the associated basis is said to be *canonical* [44]. Such differential equations efficiently separate the kinematic dependence from the dependence on the cosmological parameter and are easy to integrate order-by-order in ε . They play a central role in the evaluation of dimensionally regulated Feynman integrals in flat-space and now cosmology.

Recently, efficient methods for computing the connection matrix \underline{A} have been developed [13, 14, 16, 17, 21]. In particular, the kinematic flow algorithm [16–19] provides a diagrammatic way to choose a basis and evaluate the connection matrix \underline{A} . Surprisingly, these universal graphical rules pick out a distinguished subset of integrals that include the physical wavefunction coefficient (1.1) and whose DEQs close. This physical subspace of integrals is vastly smaller than the total size of the twisted cohomology, which is easy to see at tree-level where the kinematic flow basis has size 4^{n-1} :

				
χ	4	25	213	312
4^{n-1}	4	16	64	64

So far kinematic flow is an empirical observation; there is no satisfactory characterization of the physical subspace. Using intuition from generalized unitarity and algebro-geometric tools, we provide physical and mathematical origin for the physical subset of the twisted cohomology.

Our paper is organized as follows. In section 2, we review how to construct the relevant flat-space and FRW wavefunction coefficients for any Feynman graph. We also introduce the minimal set of ideas from (relative) twisted cohomology and intersection theory—mathematics underpinning the structure of cosmological wavefunction coefficients—needed to identify the physical subspace. In section 3, we demonstrate how the structure of the relative twisted cohomology—organized by cuts—clearly separates the space of all differential forms into

three categories: physical, unphysical and degenerate. As a pedagogical example, we illustrate how to construct a basis for the physical subspace of the 3-site chain graph by further separating the space of degenerate differential forms into physical and unphysical forms in section 4. Section 5, systematically classifies the degeneracy of cosmological hyperplane arrangements by providing a simple graphical rule that generates all linear relations among hyperplane polynomials. Furthermore, we show how linear relations among hyperplane polynomials result in linear relations among residue operators and differential forms. In fact, the set of linear relations in conjunction with a cohomological condition is enough to classify all physical differential forms. Utilizing this, we develop graphical rules for constructing a basis of differential forms for the physical subspace by enumerating all physical cuts in section 6 for all tree and loop graphs.

2 Correlators from twisted integrals

As mentioned, our playground will be a theory of conformally-coupled scalars in a power-law FRW cosmology with (non-conformal) polynomial interactions. The action for such a theory in a $(d + 1)$ -dimensional spacetime is

$$\mathcal{S} = \int d^d x d\eta \sqrt{-g} \left[-\frac{1}{2} g^{\mu\nu} \partial_\mu \phi \partial_\nu \phi - \frac{d-1}{8d} R \phi^2 - \sum_{k \geq 3} \frac{\lambda_k}{k!} \phi^k \right], \quad (2.1)$$

where the FRW metric $ds^2 = a^2(\eta) [-d\eta^2 + dx_i dx^i]$ is written in comoving coordinates with conformal time $\eta \in (-\infty, 0]$ and the index $i = 1, \dots, d$ runs over the spatial dimensions. The scale factor is a power-law controlled by the cosmological parameter ε : $a(\eta) = (\eta/\eta_0)^{-(1+\varepsilon)}$. Setting ε to specific integer values recovers well studied cosmologies [13, 16]. In particular, $0 < \varepsilon \ll 1$ is expected to capture the essential features of a near de Sitter inflationary cosmology.

Central to our analysis is the wavefunction of the universe $\Psi[\Phi]$. Formally, this is computed as a path integral by integrating over all bulk field configurations $\phi(\mathbf{x}, \eta)$ with non-vanishing Dirichlet boundary condition in the future $\phi(\mathbf{x}, \eta = 0) = \Phi(\mathbf{x})$. It is standard to work in momentum space where the wavefunction has the expansion

$$\Psi[\Phi] = \int_{\phi(-\infty(1-i\varepsilon))}^{\phi(0)=\Phi} \mathcal{D}\phi e^{iS[\phi]} \equiv \exp \left[i \sum_n \frac{1}{n!} \int \prod_i d^d \mathbf{k}_i \Phi(\mathbf{k}_i) \psi_n^{(\ell)}(\{\mathbf{k}_i\}) \delta^{(d)} \left(\sum_{i=1}^n \mathbf{k}_i \right) \right], \quad (2.2)$$

and the standard $i\varepsilon$ prescription selects the adiabatic/Bunch-Davies/Hartle-Hawking vacuum at the early-time boundary $\eta \rightarrow -\infty$. The kernels $\psi_n^{(\ell)}$ are called *wavefunction coefficients* and $\{\mathbf{k}_i\}$ denotes the set of all *spatial* momentum. There has been significant progress in the perturbative computations of these wavefunction coefficients in the Bunch-Davies state, both for conformally-coupled scalars as well as massless and light states [7, 9]. In this paper we only deal with the *loop integrands* and do not include the measure for loop momentum integration. For a discussion on the associated loop integrals and recent progress, see [20, 21, 45, 46].

The FRW wavefunction coefficients $\psi_n^{(\ell)}$ can be constructed out of their (*shifted*) flat-space counterparts $\hat{\Omega}_n^{(\ell)}$ (as expressed in (1.1)), which admit a purely geometric description in terms of the associated cosmological polytope. We review the cosmological polytope and the corresponding hyperplane arrangement in section 2.1. Then in section 2.2, we elaborate on how to uplift of the flat-space canonical form to FRW spacetimes and the associated twisted cohomology. Section 2.3 reviews the the intersection number and dual relative twisted cohomology; our main tools for analyzing the analytic structure of FRW integrals.

2.1 The universal integrand

From a traditional QFT perspective, the FRW wavefunction coefficient $\psi_n^{(\ell)}$ is represented by a Feynman diagram \mathcal{G} with n vertices and ℓ loops. However, the corresponding flat space coefficient $\hat{\Omega}_n^{(\ell)}$ from which it emerges can be defined without ever referencing “Feynman rules” and has a purely combinatorial-geometric origin as the *canonical form* of the cosmological polytope $\mathcal{P}_{\mathcal{G}}$ [7].

The cosmological polytope $\mathcal{P}_{\mathcal{G}}$ is a *positive geometry* encoding the singularity structure of wavefunction coefficients for conformally coupled scalars in flat spacetimes. A canonical form is the unique differential form (up to sign) that can be associated to a bounded region $\check{\Delta}$ with logarithmic singularities on $\partial\check{\Delta}$. Moreover, the residue of a canonical form with respect to a boundary divisor is the canonical form of that boundary. The existence of a canonical form whose residues are all canonical forms is a recursive way to define a positive geometry [47].

For a given graph \mathcal{G} (without external legs), there are a total of $2n + \ell - 1$ kinematic parameters: $\{X_i\}_{i=1}^n$ and $\{Y_i\}_{i=1}^{n+\ell-1}$. The hyperplane polynomials, S_i , are generated by the 1-tubings of \mathcal{G} . A 1-tubing τ_i consists of two sets: the vertices \mathcal{V}_i encircled by the tubing and the edges \mathcal{E}_i that this tubing crosses. To each 1-tubing τ_i of the Feynman graph, the associated hyperplane polynomial is

$$S_i(\mathbf{X}, \mathbf{Y}) = \sum_{v \in \mathcal{V}_i} X_v + \sum_{e \in \mathcal{E}_i} Y_e. \quad (2.3)$$

For example, the hyperplane polynomials for the 3-site tree level graph are

$$\begin{aligned} S_1 &= \textcircled{\bullet} \text{---} \bullet \text{---} \bullet = X_1 + Y_1, & S_2 &= \bullet \text{---} \textcircled{\bullet} \text{---} \bullet = X_2 + Y_1 + Y_2, \\ S_3 &= \bullet \text{---} \bullet \text{---} \textcircled{\bullet} = X_3 + Y_2, & S_4 &= \textcircled{\bullet \text{---} \bullet} = X_1 + X_2 + X_3, \\ S_5 &= \textcircled{\bullet \text{---} \bullet} \text{---} \bullet = X_1 + X_2 + Y_2, & S_6 &= \bullet \text{---} \textcircled{\bullet \text{---} \bullet} = X_2 + X_3 + Y_1. \end{aligned} \quad (2.4)$$

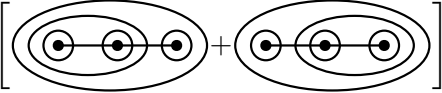
This 3-site tree level chain graph will be an important pedagogical example to illustrate our main ideas in section 4.

Usually, the simplest way to compute the canonical form is by adding up the canonical forms associated to a specific triangulation of the cosmological polytope corresponding to all the non-crossing $(2n+\ell-1)$ -tubings [7]. Explicitly, if \mathbb{T} is the set of all non-crossing $(2n+\ell-1)$ -

tubings, the canonical form $\Omega_n^{(\ell)}$ and function $\hat{\Omega}_n^{(\ell)}$ are

$$\Omega_n^{(\ell)} = \hat{\Omega}_n^{(\ell)}(\mathbf{X}, \mathbf{Y}) \frac{d^n \mathbf{X} \wedge d^{n+\ell-1} \mathbf{Y}}{\text{GL}(1)}, \quad \hat{\Omega}_n^{(\ell)}(\mathbf{X}, \mathbf{Y}) = \mathcal{N}_n^{(\ell)} \sum_{\tau \in \mathbb{T}} \prod_{t \in \tau} \frac{1}{S_t}, \quad (2.5)$$

and $\mathcal{N}_n^{(\ell)} = \prod_{i=1}^{n+\ell-1} 2Y_i$ is a normalization factor ensuring that the canonical form has unit residues. Returning to the 3-site example, the canonical function is

$$\hat{\Omega}_{3\text{-chain}}^{(0)}(\mathbf{X}, \mathbf{Y}) = 4Y_1 Y_2 \left[\text{Diagram 1} + \text{Diagram 2} \right] = \frac{4Y_1 Y_2}{S_1 \cdots S_4} \left(\frac{1}{S_5} + \frac{1}{S_6} \right) \quad (2.6)$$


where, in this context, each 5-tubing corresponds to the inverse of the product of the depicted S_i 's.

2.2 From flat-space to FRW spacetimes

Importantly, the flat-space wavefunction coefficients/canonical forms define a universal integrand for their counterparts in *any* power-law FRW spacetime. For any ε , this is obtained by integrating the shifted flat-space wavefunction against a specific kernel u called the *twist*,

$$\psi_n^{(\ell)} = \int_0^\infty u \Psi_n^{(\ell)}, \quad \text{where} \quad \Psi_n^{(\ell)} = \hat{\Omega}_n^{(\ell)}(\mathbf{x} + \mathbf{X}, \mathbf{Y}) d^n \mathbf{x}, \quad (2.7)$$

Here, $u = \prod_{i=1}^n x_i^\varepsilon$ is a universal multi-valued function called the *twist* and the twisted hyperplanes $\mathcal{T}_i = \{x_i = 0\}$ simply correspond to the coordinate hyperplanes. As seen above in (2.7), the FRW form $\Psi_n^{(\ell)}$ is simply generated from the canonical function $\hat{\Omega}_n^{(\ell)}(\mathbf{X}, \mathbf{Y})$ of the cosmological polytope by a shift in its \mathbf{X} -variables. We denote the shifted linear factors appearing in the FRW form $\Psi_n^{(\ell)}$ by

$$B_i(\mathbf{x}; \mathbf{X}, \mathbf{Y}) = S_i(\mathbf{x} + \mathbf{X}, \mathbf{Y}). \quad (2.8)$$

Then,

$$\Psi_n^{(\ell)} = d^n \mathbf{x} \left(\prod_{i=1}^{n+\ell-1} 2Y_i \right) \left(\sum_{\tau \in \mathbb{T}} \prod_{t \in \tau} \frac{1}{B_t} \right), \quad (2.9)$$

where \mathbb{T} is a triangulation of \mathcal{P}_G .

Since our objective is understanding the mathematical structure of wavefunction coefficients for arbitrary ε , our primary focus is the hyperplane arrangement generated by both the B_i and \mathcal{T}_i not the cosmological polytope \mathcal{P}_G (generated solely by the S_i 's).² Explicitly, we wish to classify the differential forms on the topological space $M \setminus \mathcal{B}$ where

$$M := \mathbb{C}^n \setminus \mathcal{T}, \quad \mathcal{T} := \bigcup_{i=1}^n \mathcal{T}_i, \quad \mathcal{T}_i := \{x_i = 0\}, \quad \mathcal{B} := \bigcup_j \mathcal{B}_j, \quad \text{and} \quad \mathcal{B}_j := \{B_j = 0\}. \quad (2.10)$$

²We refer to this structure as the ‘‘FRW cosmological polytope’’ to remind ourselves that it is defined in \mathbf{x} -space like the FRW form $\Psi_n^{(\ell)}$. In an abuse of notation, we will also refer to the FRW cosmological polytope by \mathcal{P}_G .

This requires understanding the associated twisted cohomology $H^n(M \setminus \mathcal{B}; \nabla)$; the cohomology with respect to the covariant derivative $\nabla := d + \omega \wedge$ with flat connection $\omega = d \log u$

$$H^n(M \setminus \mathcal{B}; \nabla) := \frac{\text{covariantly closed } n\text{-forms on } M \setminus \mathcal{B}}{\text{covariantly exact } n\text{-forms on } M \setminus \mathcal{B}}. \quad (2.11)$$

It classifies all non-trivial (do not integrate to zero) differential n -forms on $M \setminus \mathcal{B}$ that can have poles on the untwisted singular loci \mathcal{B} and twisted loci \mathcal{T} (coordinate axes). Explicitly, the twisted cohomology of FRW integrals is populated by forms

$$\varphi \sim \frac{P(\mathbf{x}) d^n \mathbf{x}}{\prod_i T_i^{\mu_i} \prod_j B_j^{\nu_j}} \in H^n(M \setminus \mathcal{B}; \nabla) \quad (2.12)$$

where $\mu_i, \nu_i \in \mathbb{Z}$ and $P(\mathbf{x})$ is any polynomial in \mathbf{x} . While the above is automatically covariantly closed ($\nabla \varphi = 0$) since it is a holomorphic top-form, it may or may not be covariantly exact. Depending on P , it is possible for φ to be exact $\varphi = \nabla[(n-1)\text{-form}] \simeq 0$ and lie outside of $H^n(M \setminus \mathcal{B}; \nabla)$.

Importantly, the integrand of these twisted integrals (i.e., $u \Psi_n^{(\ell)}$ or any other $u \varphi$) exhibit very different behavior near the twisted and untwisted singular loci. Due to the twist u , there exists a choice of ε such that integral in a local neighborhood of where a x_i vanishes converges; the integral for all other “non-convergent” values of ε are well defined through analytic continuation. On the other hand, nothing saves the integral from blowing up whenever a B_i vanishes. Therefore, singularities at $B_i = 0$ and $x_i = 0$ must be managed differently. This has already been partially accounted for in the covariant derivative ∇ since the connection ω has singularities on the twisted hyperplanes. From the perspective of contours, B_i -residues of the integrand are allowed but x_i -residues are not since the coordinate axes are branch surfaces ($u \sim x_i^\varepsilon$ with $\varepsilon \notin \mathbb{Z}$). This distinction places crucial restrictions on the kind of allowed contours and cuts. This will be most obvious in the dual cohomology defined in section 2.3 where each dual form can be thought of as a coarse approximation to a cut contour. This is made precise in appendix A and will play an important role in the development of a diagrammatic [48, 49].

2.3 The intersection number and relative twisted cohomology

The *intersection number* $\langle \check{\varphi} | \varphi \rangle$ defines an *inner product* on the space of twisted differential forms (and therefore, cosmological integrals) by pairing an element of FRW cohomology $\varphi \in H^n(M \setminus \mathcal{B}; \nabla)$ (recall (2.11)) with an element of the associated dual cohomology $\check{\varphi} \in \check{H}^n$ (defined in (2.14)). The dual cohomology has more structure than its FRW counterpart since is essentially the direct sum of the the twisted cohomology of each cut. Therefore, it is automatically organized in an ideal way for understanding cuts. It is also easily linked to the space of contours on the topological space $M \setminus \mathcal{B}$ (see appendix A).

The intersection number is the link between the FRW cohomology and dual cohomology

$$\langle \check{\varphi} | \varphi \rangle : H^n(M, \mathcal{B}; \check{\nabla}) \times H^n(M \setminus \mathcal{B}; \nabla) \mapsto \mathbb{C}. \quad (2.13)$$

For FRW correlators, the intersection number is easy to compute; it is simply a weighted residue where the dual forms dictate the exact linear combination ((2.16) and (2.18)). Moreover, the intersection number facilitates a simple formula for computing the differential equation in a way that emphasizes the role of cuts (demonstrated in section 3). From this formula, we deduce that an FRW form φ couples to $\partial_{X_i}\Psi_n^{(\ell)}$ or $\partial_{Y_i}\Psi_n^{(\ell)}$ if and only if φ shares a cut with the FRW form $\Psi_n^{(\ell)}$ (also in section 3).

The dual cohomology to (2.11) is the *relative*³ twisted cohomology

$$\check{H}^n := H^n(M, \mathcal{B}; \check{\nabla}) \subseteq \bigoplus_{p=0}^n \bigoplus_{|J|=p} \delta_J (H^{n-p}(M_J; \check{\nabla}|_J)) , \quad \check{\nabla} = d - \omega \wedge , \quad (2.14)$$

where J is a multi-index denoting a cut, $M_J = M \cap \mathcal{B}_J$ is the topological space associated to this cut and $\mathcal{B}_J = \bigcap_{j \in J} \{B_j = 0\}$. Importantly, dual forms are represented by twisted differential forms localized to the cuts M_J . The localization to the cut M_J is denoted by the coboundary symbol δ_J ⁴ and its argument contains a differential form on M_J :

$$\check{\varphi} = \sum_J \delta_J(\phi_J) , \quad \phi_J \in H^{n-|J|}(M_J; \check{\nabla}|_J) . \quad (2.15)$$

The δ_J indexes the component of the direct sum corresponding to the J -boundary cohomology and keeps track of boundary terms.⁵ They are also anti-symmetric in their indices $\delta_{ij} = -\delta_{ji}$ and induce a residue/cut inside the intersection number

$$\langle \delta_J(\check{\phi}) | \varphi \rangle = \left\langle \check{\phi} \Big| \text{Res}_J[\varphi] \right\rangle_J =: \langle \check{\phi} | \phi_J \rangle_J , \quad (2.16)$$

where

$$\text{Res}_J[\bullet] := \text{Res}_{j_1 \dots j_{|J|}}[\bullet] := \text{Res}_{\mathcal{B}_{j_{|J|}} \cap \dots \cap \mathcal{B}_{j_2} \cap \mathcal{B}_{j_1}} \circ \text{Res}_{\mathcal{B}_{j_2} \cap \mathcal{B}_{j_1}} \circ \text{Res}_{\mathcal{B}_{j_1}} , \quad (2.17)$$

denotes the iterated residue.

After taking care of the coboundary operators, the remaining intersection number $\langle \check{\phi} | \phi_J \rangle_J$ localizes to the maximal codimension intersection points of the twisted surfaces on the cut.⁶ Since $\langle \check{\phi} | \phi_J \rangle_J$ only plays a minor role in the remainder of this article, its definition has been relegated to footnote 6. While equation (2.16) (and (2.18)) are sufficient for our purposes, it is important to note that they are *only valid for logarithmic differential forms*; there are known corrections to these formulas if the forms have higher order poles [43, 51].

³Name for the cohomology of a topological space with boundary (\mathcal{B} in our case).

⁴See [13, 39, 41] for a more in-depth explanation of the coboundary and its properties. See [50] for a more formal exposition in the context of (untwisted) homology.

⁵While not explicitly used in this work, boundary terms are generated by the derivative in the dual relative twisted cohomology: $d\delta_J(\phi_J) = (-1)^{|J|} [\delta_J(d\phi_J) + \sum_{i \notin J} \delta_{Ji}(\phi_J|_i)]$.

⁶Explicitly,

$$\langle \check{\phi} | \phi_J \rangle_J = \sum_{z^* \in \text{Int}_J} \frac{\text{Res}_{z^*=0}[\check{\phi}] \text{Res}_{z^*=0}[\phi_J]}{\prod_{i=1}^{n-|J|} \text{Res}_{z_i^*=0}[\omega]} , \quad (2.18)$$

and only plays a minor role in the remainder of this paper. Here, $\text{Int}_J = \bigcup_{K:|K|=n-|J|} (\mathcal{B}_J \cap \mathcal{T}_K)$ and $\mathcal{T}_K := \bigcap_{k \in K} \mathcal{T}_k$. See appendix A of [13] for a more detailed discussion.

3 DEQs from residues and finding the physical subspace

We choose a spanning set for both dual and FRW forms that makes the cut structure manifest. The first step is to determine which cuts have a non-trivial twisted cohomology. This is done by computing the Euler characteristic of each cut surface $\chi_J = \chi(M_J)$ and putting $|\chi_J|$ -many canonical forms into the coboundary operator

$$\{\check{\varphi}_a\}_{a=1}^{\sum_J |\chi_J|} = \bigcup_J \left\{ \delta_J(\Omega_{J,k}) \right\}_{k=1}^{|\chi_J|}, \quad (3.1)$$

Importantly, the canonical forms are non-singular at infinity and are always a linear combination of $\text{dlog} T_i|_J \wedge \cdots \wedge \text{dlog} T_k|_J$. Dual forms are closely related to cut contours; they are the *dual canonical form* of a cut contour and the intersection number is the leading order term of the cut integral (see appendix A).

For the FRW cohomology, we choose the set

$$\{\varphi_a\}_{a=1}^{\sum_J |\chi_J|} = \bigcup_J \left\{ \text{dlog}_J \wedge \tilde{\Omega}_{J,k} \right\}_{k=1}^{|\chi_J|} \quad \text{where} \quad \text{dlog}_J := \bigwedge_{j \in J} \text{dlog} B_j, \quad (3.2)$$

and $\tilde{\Omega}_{J,k}$ is obtained from $\Omega_{J,k}$ by removing the restriction to the cut J acting on the T_i 's (an explicit example of this procedure is given in section 4 and diagrammatic rules are provided in section 6). By organizing the bases according to the cuts automatically produces a block diagonal intersection matrix

$$C_{ab} := \langle \check{\varphi}_a | \varphi_b \rangle = \langle \delta_I(\Omega_{I,k}) | \text{dlog}_J \wedge \tilde{\Omega}_{J,l} \rangle = \delta_{IJ} \langle \Omega_{J,k} | \Omega_{J,l} \rangle_J. \quad (3.3)$$

where $\Omega_{J,k} = \tilde{\Omega}_{J,k}|_J$. Note that it is easy to translate between these two sets via the replacement $\delta_J(\Omega) \leftrightarrow \text{dlog}_J \wedge \tilde{\Omega}$.⁷

The intersection number facilitates a simple formula for the DEQs in terms of residues that highlights the importance of cuts. Schematically, the connection matrix takes the form⁸

$$A_{ab} \sim \left\langle \delta_{J_b}(\check{\phi}_b) \middle| \nabla_{\text{kin}} \varphi_a \right\rangle = \left\langle \check{\phi}_b \middle| \text{Res}_J[\nabla_{\text{kin}} \varphi_a] \right\rangle_{J_b} \rightarrow 0 \text{ whenever } \text{Res}_{J_b}[\nabla_{\text{kin}} \varphi] = 0. \quad (3.4)$$

This equation implies that φ_b couples to φ_a in the DEQ if and only if both φ_a and φ_b share a residue since⁹

$$\text{Res}_{J_b}[\nabla_{\text{kin}} \varphi_a] = 0 \iff \text{Res}_{J_b}[\varphi_a] = 0. \quad (3.5)$$

⁷Technically, the sets (3.1) and (3.2) are not quite dual since the intersection matrix (3.3) is only block diagonal and not full rank. However, this technicality will be dealt with shortly in a simple way.

⁸The precise formula is $A_{ab} = C_{bc}^{-1} \langle \check{\varphi}_c | \nabla_{\text{kin}} \varphi_a \rangle$. It will be used to compute the DEQs in section 4 as well as appendices C.2 and C.4.

⁹In order to use equations (2.16) and (2.18), one needs a representation for $\nabla_{\text{kin}} \varphi$ that has at most simple poles. We provide a simple recipe for such a representative for $\nabla_{\text{kin}} \varphi$ *without* invoking integration-by-parts in appendix B. We also derive (3.5) as a consequence.

This implies that the physical subspace is spanned by all FRW forms in (3.2) that have overlapping residues with the physical wavefunction. More explicitly,

$$H_{\text{phys}}^n \subset \text{Span} \left\{ \text{dlog}_J \wedge \tilde{\Omega}_J \right\}_J \quad \text{such that} \quad \text{Res}_J[\Psi_n^{(\ell)}] \neq 0. \quad (3.6)$$

This is the first main result of this paper. Moreover, (3.4) and (3.5) imply that dlog_J -forms only couple to themselves and $\text{dlog}_{J \setminus j}$ -forms where $j \in J$.

If the FRW hyperplane arrangement was non-degenerate, (3.6) would be the whole story. However, as we will see shortly (section 4), even simple cosmological examples are *non-generic* or *degenerate* and we have to work a bit harder to reduce (3.6) from a spanning set to a basis. We will discuss how to systematically work with this degeneracy in the remainder of this article.

4 A pedagogical example: the 3-site chain

We illustrate how the physical subspace arises by organizing the basis of forms according to whether they have compatible sequential residues with the physical FRW form in the context of the simplest example: the 3-site chain. Moreover, we highlight how the associated hyperplane arrangement dictates this organization; a ubiquitous feature for all tree-level and loop-level cosmological arrangements. We comment on further worked examples (the 4-site chain, 4-site star and 1-loop 3-gon of appendix C) near the end of this section.

The hyperplane polynomials: For the convenience of the reader, we collect the 3-site FRW hyperplane polynomials B_i (shifted versions of (2.4))

$$\begin{aligned} B_1 &= \text{---} \odot \text{---} = x_1 + X_1 + Y_1, & B_2 &= \text{---} \odot \text{---} = x_2 + X_2 + Y_1 + Y_2, \\ B_3 &= \text{---} \odot \text{---} = x_3 + X_3 + Y_2, & B_4 &= \text{---} \text{---} \text{---} = x_1 + x_2 + x_3 + X_1 + X_2 + X_3, \\ B_5 &= \text{---} \text{---} \text{---} = x_1 + x_2 + X_1 + X_2 + Y_2, & B_6 &= \text{---} \text{---} \text{---} = x_2 + x_3 + X_2 + X_3 + Y_1. \end{aligned} \quad (4.1)$$

The FRW form: Following the discussion in section 2.2, the FRW form (shifted version of (2.6)) is

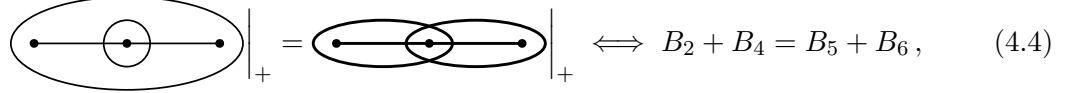
$$\Psi_3^{(0)} = \frac{4Y_1Y_2}{B_1 \cdots B_4} \left(\frac{1}{B_5} + \frac{1}{B_6} \right) d^3\mathbf{x}. \quad (4.2)$$

Recalling (2.10), this is a differential form on the space $M \setminus \mathcal{B}$ where

$$M := \mathbb{C}^3 \setminus \{x_1x_2x_3 = 0\}, \quad \mathcal{B} := \bigcup_{i=1}^6 \mathcal{B}_i, \quad \mathcal{B}_i := \{B_i = 0\}. \quad (4.3)$$

In the following, we will also be interested in the space M after taking a sequential residue Res_J . We denote these topological spaces by $M_J := M \cap \mathcal{B}_J$ where $\mathcal{B}_J = \bigcap_{j \in J} \mathcal{B}_j$.

A linear relation among hyperplane polynomials: The associated hyperplane arrangement is highly non-generic or degenerate due to a linear relation between the FRW hyperplane polynomials of (4.1).¹⁰ A graphical representation for the 3-site hyperplane polynomial relation is



where $|_+$ instructs us to add the B_i associated to the 2-tubings. This relation implies that the four hyperplanes $\{\mathcal{B}_4, \mathcal{B}_5, \mathcal{B}_6, \mathcal{B}_2\}$ intersect in codimension-3 instead of codimension-4. Therefore, the geometry of the following 3-cuts is not unique: $M_{4,5,2} = M_{4,6,2} = M_{4,5,6} = M_{5,6,2}$. This will have important consequences for the space of residue operators and differential forms.

Cuts and residues: Following the discussion in section 2.3 (in particular (2.14) and (3.1)), it is clear that the dual cohomology is built by constructing the cohomology of each cut. Excluding the 0-cut, which is M itself (recall (2.10)), the 3-site chain has a total of 37 cuts:

- There are 6 possible 1-cuts (the space M after taking the residues on each of the six B_i 's in (4.1))

$$\{M_1, M_2, M_3, M_5, M_6, M_4\} . \quad (4.5)$$

These are 2-dimensional topological spaces (codimension-1). As we will see, the gray M_J will turn out to have trivial cohomology.

- There are $\binom{6}{2} = 15$ possible 2-cuts, each of which are 1-dimensional (codimension-2)

$$\begin{aligned} & \{M_{1,2}, M_{1,3}, M_{5,1}, M_{2,3}, M_{5,2}, M_{6,2}, M_{6,3}, \\ & M_{4,1}, M_{6,1}, M_{4,2}, M_{4,3}, M_{5,3}, M_{4,5}, M_{4,6}, M_{5,6}\} . \end{aligned} \quad (4.6)$$

- Lastly, there are sixteen 3-cuts

$$\begin{aligned} & \left\{ M_{1,2,3}, M_{4,1,2}, M_{6,1,2}, M_{4,1,3}, M_{5,1,3}, M_{6,1,3}, M_{4,5,1}, M_{5,6,1}, \right. \\ & \left. M_{4,2,3}, M_{5,2,3}, M_{4,6,3}, M_{5,6,3}, M_{4,5,2}, M_{4,6,2}, M_{5,6,2}, M_{4,5,6} \right\} . \end{aligned} \quad (4.7)$$

These are 0-dimensional topological spaces consisting of only a point. Note that a fully generic arrangement would have produced $\binom{6}{3} = 20$ codimension-3 boundaries. In our case, four are missing because some cuts do not exist: $M_{4,5,3} = M_{4,6,1} = M_{5,1,2} = M_{6,2,3} = \emptyset$. That is, the associated hyperplanes to these cuts do not intersect.

¹⁰By non-generic or degenerate, we mean that there exists a collection of $|J|$ hyperplanes $\{\mathcal{B}_{j \in J}\}$ that intersect in codimension- m where $m < |J|$.

Cut ordering

The cut multi-index J in δ_J , Res_J and M_J is *always* ordered such that the associated 1-tubings with the most vertices comes first. For tubings of the same size, we proceed in lexicographical order. Symbolically, if $|\tau_i| = |\mathcal{V}_i|$ is the number of vertices inside the tubing τ_i , we require $|\tau_{j_i}| \geq |\tau_{j_{i+1}}|$ for $J = \{j_1, j_2, \dots\}$.

While ad hoc now, the physical reason will become clear in section 6. Mathematically, an order is necessary to resolve the mentioned degeneracies (more in section 5).¹¹

Building a basis from the geometry of cuts: To generate elements of the dual cohomology, we search for cuts with bounded chambers. The 0-cut, M , has no bounded chambers and therefore does not generate a potential basis element. This is a general feature of all FRW arrangements; the 0-cut will never generate an interesting form.

Of all the 1-cuts, only the total energy cut M_4 has a bounded chamber. For example,

$$M_5 = \begin{array}{|c|c|c|} \hline & & \\ \hline x_3|_{\mathcal{B}_5} = 0 & & \\ \hline & x_2|_{\mathcal{B}_5} = 0 & x_1|_{\mathcal{B}_5} = 0 \\ \hline \end{array}, \quad M_4 = \begin{array}{|c|c|} \hline & x_1|_{\mathcal{B}_4} = 0 \\ \hline x_3|_{\mathcal{B}_4} = 0 & \Omega_4 \\ \hline & x_2|_{\mathcal{B}_4} = 0 \\ \hline \end{array}, \quad (4.8)$$

where the white lines are removed from \mathbb{C}^2 . Evidently, there is no bounded chamber in M_5 . To see this, solve $B_5 = 0$ by eliminating x_2 . Then, $\mathbf{x}|_{\mathcal{B}_5} = (x_1, -(x_1 + X_1 + X_2 + Y_2), x_3)$. Clearly, the first two components define parallel lines as depicted above. However, there is a single bounded chamber in M_4 . This can be seen by solving the condition $B_4 = 0$ and eliminating x_3 . Then, $\mathbf{x}|_{\mathcal{B}_4} = (x_1, x_2, -(x_1 + x_3 + X_1 + X_2 + X_3))$ generates the plot above. The canonical form associated to this bounded chamber is

$$\check{\varphi}_1 = \delta_4(\Omega_4) \quad \text{where} \quad \Omega_4 = \frac{\varepsilon^2}{3} \text{dlog} \frac{x_1}{x_2} \Big|_{\mathcal{B}_4} \wedge \text{dlog} \frac{x_2}{x_3} \Big|_{\mathcal{B}_4}, \quad (4.9)$$

where the color coding will become clear below. The powers of ε in the normalization ensure ε -form DEQs. The overall rational number is convenient.

The remaining dual forms are generated in the same way and can be found in [13]. The 2-boundary dual forms are generated by the line segments between the removed twisted points

¹¹We thank Clément Dupont and Lecheng Ren for important discussions regarding this point.

on the 2-cuts

$$\begin{aligned}
\check{\varphi}_2 &= \frac{\varepsilon}{2} \delta_{4,1} \left(\text{dlog} \frac{x_2}{x_3} \Big|_{\mathcal{B}_{41}} \right), & \check{\varphi}_3 &= \frac{\varepsilon}{2} \delta_{6,1} \left(\text{dlog} \frac{x_2}{x_3} \Big|_{\mathcal{B}_{61}} \right), & \check{\varphi}_4 &= \frac{\varepsilon}{2} \delta_{4,3} \left(\text{dlog} \frac{x_1}{x_3} \Big|_{\mathcal{B}_{43}} \right), \\
\check{\varphi}_5 &= \frac{\varepsilon}{2} \delta_{5,3} \left(\text{dlog} \frac{x_1}{x_2} \Big|_{\mathcal{B}_{53}} \right), & \check{\varphi}_6 &= \frac{\varepsilon}{2} \delta_{4,5} \left(\text{dlog} \frac{x_1}{x_2} \Big|_{\mathcal{B}_{45}} \right), & \check{\varphi}_7 &= \frac{\varepsilon}{2} \delta_{4,6} \left(\text{dlog} \frac{x_1}{x_2} \Big|_{\mathcal{B}_{46}} \right), \\
\check{\varphi}_8 &= \frac{\varepsilon}{2} \delta_{4,2} \left(\text{dlog} \frac{x_2}{x_3} \Big|_{\mathcal{B}_{42}} \right), & \check{\varphi}_9 &= \frac{\varepsilon}{2} \delta_{5,6} \left(\text{dlog} \frac{x_1}{x_2} \Big|_{\mathcal{B}_{56}} \right), & \check{\varphi}_{10} &= \frac{\varepsilon}{2} \delta_{5,6} \left(\text{dlog} \frac{x_2}{x_3} \Big|_{\mathcal{B}_{56}} \right).
\end{aligned} \tag{4.10}$$

Note that the cut M_{56} has two canonical forms since the restriction of all coordinate axes to the cut form two line segments

$$M_{56} = \begin{array}{c} x_2|_{\mathcal{B}_{56}} = 0 \\ \Omega_{10} \uparrow \Omega_9 \\ \downarrow \downarrow \\ x_3|_{\mathcal{B}_{56}} = 0 \quad x_1|_{\mathcal{B}_{56}} = 0 \end{array} . \tag{4.11}$$

The 3-boundary forms are

$$\begin{aligned}
\check{\varphi}_{11} &= \delta_{1,2,3}(1) & \check{\varphi}_{12} &= \delta_{6,1,2}(1), & \check{\varphi}_{13} &= \delta_{4,1,3}(1), & \check{\varphi}_{14} &= \delta_{5,1,3}(1), \\
\check{\varphi}_{15} &= \delta_{6,1,3}(1), & \check{\varphi}_{16} &= \delta_{4,5,1}(1), & \check{\varphi}_{17} &= \delta_{5,2,3}(1), & \check{\varphi}_{18} &= \delta_{4,6,3}(1), \\
\check{\varphi}_{19} &= \delta_{4,5,2}(1), & \check{\varphi}_{20} &= \delta_{4,6,2}(1), & \check{\varphi}_{21} &= \delta_{5,6,2}(1), & \check{\varphi}_{22} &= \delta_{4,5,6}(1), \\
\check{\varphi}_{23} &= \delta_{4,1,2}(1), & \check{\varphi}_{24} &= \delta_{5,6,1}(1), & \check{\varphi}_{25} &= \delta_{4,2,3}(1), & \check{\varphi}_{26} &= \delta_{5,6,3}(1).
\end{aligned} \tag{4.12}$$

Note that the argument of each δ_J is simply the the 0-form 1; the canonical form for a point.

The physical, unphysical and degenerate/mixed cuts: The non-trivial dual forms corresponding to the 1-, 2- and 3-cuts given by (4.9), (4.10) and (4.12), have been color-coded according to whether they are **physical**, **unphysical** or **degenerate/mixed**.

The **physical** dual forms induce residues that do not annihilate $\Psi_n^{(\ell)}$ in the intersection number

$$\text{Res}_J[\Psi_3^{(0)}] \neq 0, \tag{4.13}$$

where

$$\begin{aligned}
J \in \left\{ \{1\}, \{4, 1\}, \{6, 1\}, \{4, 3\}, \{5, 3\}, \{4, 5\}, \{4, 6\}, \{1, 2, 3\}, \right. \\
\left. \{6, 1, 2\}, \{4, 1, 3\}, \{5, 1, 3\}, \{6, 1, 3\}, \{4, 5, 1\}, \{5, 2, 3\}, \{4, 6, 3\} \right\}.
\end{aligned} \tag{4.14}$$

These generate the physical FRW forms in (4.19), (4.20) and (4.21) via the replacement $\delta_J(\Omega) \rightarrow \text{dlog}_J \wedge \tilde{\Omega}$.

The **unphysical** dual forms induce residues that annihilate $\Psi_n^{(\ell)}$ in the intersection number

$$\text{Res}_J[\Psi_3^{(0)}] = 0, \tag{4.15}$$

where

$$J \in \left\{ \{4, 2\}, \{5, 6\}, \{4, 1, 2\}, \{5, 6, 1\}, \{4, 2, 3\}, \{5, 6, 3\} \right\}. \quad (4.16)$$

These generate unphysical FRW forms. Importantly, note that the unphysical dual forms correspond to sequential residues that set either side of the linear relation (4.4) to zero. The unphysical residues correspond to Steinmann relations in the cosmological context [52, 53].

The **degenerate/mixed** class of dual forms correspond to residues that may or may not annihilate $\Psi_n^{(\ell)}$

$$\begin{aligned} \text{Res}_{4,5,2}[\Psi_3^{(0)}] &= -\text{Res}_{4,6,2}[\Psi_3^{(0)}] = \text{Res}_{4,5,6}[\Psi_3^{(0)}] = 1 \\ \text{Res}_{5,6,2}[\Psi_3^{(0)}] &= 0. \end{aligned} \quad (4.17)$$

As discussed earlier all four of these cuts correspond to the same loci $M_{452} = M_{462} = M_{562} = M_{456}$ and are therefore called degenerate. Additionally, the associated residues operators induced by the δ_J satisfy linear relations. For example,

$$\text{Res}_{4,5,2} = \text{Res}_{4,5,6}, \quad \text{and} \quad \text{Res}_{4,6,2} = \text{Res}_{4,6,5}. \quad (4.18)$$

From the point of view of direct computation, it takes additional work to understand which FRW forms generated by dual forms on the degenerate cut should be associated to the physical sector. A cut is degenerate whenever all but one hyperplane in a linear relation appears in a sequential residue. In this example, it happens whenever a cut involves three of the hyperplane polynomials that appear in the linear relation (4.4).

This classification of cuts with a non-trivial cohomology into **physical**, **unphysical** and **degenerate/mixed** directly follows from the linear relation(s) of the hyperplane arrangement. Simple rules, that circumvent direct computation, for classifying the non-trivial cuts are provided in section 5 and 6. Further rules for generating the exact physical differential forms are also provided.

The FRW forms: A spanning set of FRW forms is obtained from the dual forms by the rule $\delta_J(\Omega_J) \rightarrow \text{dlog}_J \wedge \tilde{\Omega}_J$ and grants that the intersection matrix is block diagonal on the cuts. We also drop any normalization associated to the dual forms in this procedure.

There is one FRW form associated to the only non-trivial 1-cut from (4.9)

$$\varphi_1 = \text{dlog}_4 \wedge \text{dlog} \frac{x_1}{x_2} \wedge \text{dlog} \frac{x_2}{x_3}. \quad (4.19)$$

The nine dual forms (4.10) generate the following FRW forms

$$\begin{aligned} \varphi_2 &= \text{dlog}_{4,1} \wedge \text{dlog} \frac{x_2}{x_3}, & \varphi_3 &= \text{dlog}_{6,1} \wedge \text{dlog} \frac{x_2}{x_3}, & \varphi_4 &= \text{dlog}_{4,3} \wedge \text{dlog} \frac{x_1}{x_3}, \\ \varphi_5 &= \text{dlog}_{5,3} \wedge \text{dlog} \frac{x_1}{x_2}, & \varphi_6 &= \text{dlog}_{4,5} \wedge \text{dlog} \frac{x_1}{x_2}, & \varphi_7 &= \text{dlog}_{4,6} \wedge \text{dlog} \frac{x_1}{x_2}, \\ \varphi_8 &= \text{dlog}_{4,2} \wedge \text{dlog} \frac{x_2}{x_3}, & \varphi_9 &= \text{dlog}_{5,6} \wedge \text{dlog} \frac{x_1}{x_2}, & \varphi_{10} &= \text{dlog}_{5,6} \wedge \text{dlog} \frac{x_2}{x_3}. \end{aligned} \quad (4.20)$$

The ten dual forms (4.12) generate the FRW forms


$$\begin{aligned}
\varphi_{11} &= \text{dlog}_{1,2,3}, & \varphi_{12} &= \text{dlog}_{6,1,2}, & \varphi_{13} &= \text{dlog}_{4,1,3}, & \varphi_{14} &= \text{dlog}_{5,1,3}, \\
\varphi_{15} &= \text{dlog}_{6,1,3}, & \varphi_{16} &= \text{dlog}_{4,5,1}, & \varphi_{17} &= \text{dlog}_{5,2,3}, & \varphi_{18} &= \text{dlog}_{4,6,3}, \\
\varphi_{19} &= \text{dlog}_{4,5,2}, & \varphi_{20} &= \text{dlog}_{4,6,2}, & \varphi_{21} &= \text{dlog}_{5,6,2}, & \varphi_{22} &= \text{dlog}_{4,5,6}, \\
\varphi_{23} &= \text{dlog}_{4,1,2}, & \varphi_{24} &= \text{dlog}_{5,6,1}, & \varphi_{25} &= \text{dlog}_{4,2,3}, & \varphi_{26} &= \text{dlog}_{5,6,3}.
\end{aligned} \tag{4.21}$$

The FRW forms inherit their **physical**, **unphysical** and **degenerate** classifications from the generating dual form.

The only remaining task is to understand how to deal with the **degenerate** forms.

Disentangling the degenerate cuts via direct computation: Since we will soon describe how to find the physical subspace without performing any direct computation, we focus on conceptual details; some explicit computations can be found in appendix C.

As mentioned above, the intersection matrix is block diagonal with one block coming from the unphysical two-dimensional cohomology on the 56-cut and the other from the degenerate 452-, 462-, 562- and 456-cuts

$\underline{\mathbf{C}} =$


where $\underline{\mathbf{C}}_{\text{degen}} = \begin{pmatrix} 1 & 0 & 0 & 1 \\ 0 & 1 & 0 & -1 \\ 0 & 0 & 1 & 1 \\ 1 & 0 & 0 & 1 \end{pmatrix}.$

$\tag{4.22}$

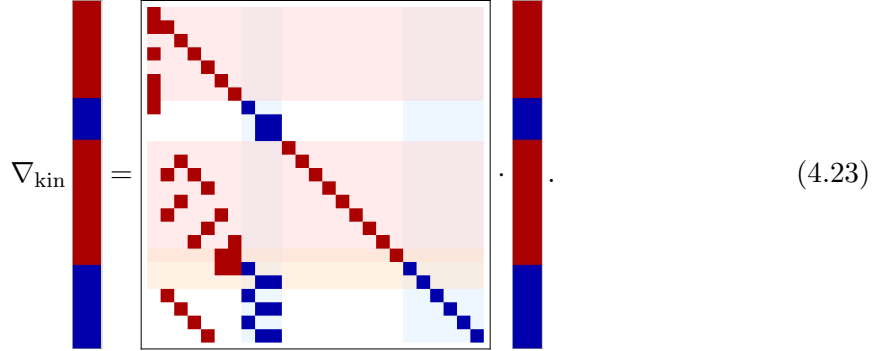
Each row of this matrix corresponds to a dual form and therefore to a cut and are color coded according to their classification. In particular, the **degenerate** rows in **orange** correspond to residues that localize to the same loci. Yet, some annihilate $\Psi_3^{(0)}$ and some do not (c.f., (4.18)). Therefore, it is not clear if they should be classified as physical or unphysical.

Also, the rank of the 4×4 degenerate block $\underline{\mathbf{C}}_{\text{degen}}$ is only three. This is a consequence of a linear relation among dlog-forms and a generic feature of degenerate hyperplane arrangements (see section 5.2). Therefore, we have to remove one element in this 4×4 block from our spanning sets to get a basis. We remove the elements associated to the 456-cut (elements $\check{\varphi}_{22}$ and φ_{22}) to form the bases $\check{\varphi}'$ and φ' . The corresponding intersection matrix $\underline{\mathbf{C}}'$ is full rank.

At this stage, the number of linearly independent elements in cohomology that share cuts with $\Psi_3^{(0)}$ are the number of **red** elements along the diagonal of $\underline{\mathbf{C}}'$: 18. To reduce this more, we need to decompose the degenerate space into a component along $\Psi_3^{(0)}$ and its orthogonal complement. This is accomplished by constructing a gauge transformations $\check{\mathbf{U}}$


and $\underline{U} = (\check{\underline{U}} \cdot \underline{C}')^{-1\top}$ detailed in appendix C.1. Applying these gauge transformations we obtain the bases $\check{\varphi}'' = \check{\underline{U}} \cdot \check{\varphi}'$ and $\varphi'' = \underline{U} \cdot \varphi'$. Since these bases have unit intersection matrix $\underline{C}'' = \mathbb{1}$, they are truly dual making it easy to map between the FRW and dual cohomologies (c.f., footnote 7).

The new basis $\check{\varphi}''$ contains only 16 dual forms that correspond to residues that do not annihilate $\Psi_3^{(0)}$; the corresponding FRW forms share sequential residues with $\Psi_3^{(0)}$ and make up the physical subspace. Computing the φ'' -DEQs, $A''_{ab} = (C''_{bc})^{-1} \langle \check{\varphi}''_c | \nabla_{\text{kin}} \varphi''_a \rangle = \langle \check{\varphi}''_b | \nabla_{\text{kin}} \varphi''_a \rangle$, we find that the 16-dimensional physical subspace closes and is integrable




Clearly the derivative of any **physical** FRW form only talks to other **physical** FRW forms. Explicitly, the physical subspace contains all forms in **red** and one linear combination of the **orange** forms of the degenerate cut

$$\{\varphi_{\text{phys},i}\}_{i=1}^{16} = \{\varphi_1, \dots, \varphi_7, \varphi_{11}, \dots, \varphi_{18}, (\varphi_{19} - \varphi_{20})/2\}. \quad (4.24)$$

From the perspective of direct calculation, the linear combination $(\varphi_{19} - \varphi_{20})/2$ in (4.24) comes from the gauge transformation matrix \underline{U} . **Mathematica** files with the physical basis, gauge transformations and DEQs can be found at the [github repository](#) .

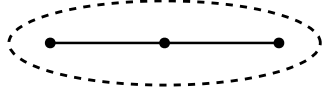
Of course, we need to decompose $\Psi_3^{(0)}$ into the physical basis in order to use the DEQs for the physical quantity of interest. One can either use partial fractions (see appendix D for a diagrammatic approach) or the intersection number:

$$\Psi_3^{(0)} = (0, 0, 0, 0, 0, 0, 0, 1, -1, -1, 1, 1, -1, -1, 1, 2) \cdot \varphi_{\text{phys}}. \quad (4.25)$$

Further examples and loops: At no step in any part of our algorithm has the specification to tree-level cosmological correlators been needed; everything generalizes straightforwardly to loop-level. We demonstrate the splitting of the full cohomology into physical and unphysical subspaces via direct calculation for the 4-site chain (appendix C.2), 4-site star (appendix C.3) and 1-loop 3-gon (appendix C.4). Using the intersection matrix, we demonstrate that the full cohomologies with dimensions 213, 312 and 99 reduce to a physical basis with 64, 64 and 50 elements in agreement with both kinematic flow [16–19] and [19]. The DEQs for the 4-site chain and 1-loop 3-gon can be found in the **Mathematica** files at the [github repository](#) .

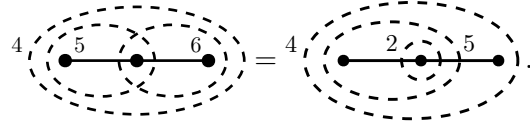
Disentangling the degenerate cuts avoiding direct computation: Before moving on, we preview how to find the physical subspace and avoid direct calculation. A systematic algorithm is developed in sections 5 and 6.

To every δ_J or equivalently Res_J , we can associate a cut tubing. For example, the total energy residue can be represented diagrammatically by the dashed tubing

$$\delta_4 \leftrightarrow \text{Res}_4 := \left(\bullet \text{---} \bullet \text{---} \bullet \right), \quad (4.26)$$


Next, note that *only* cut tubings with *no crossings* appear in the physical basis (4.24). This is because of the two following facts:

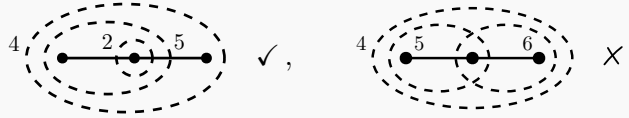
- i) The triangulation of the cosmological polytope only involves non-crossed tubings (see (2.6), (C.4) and (C.15) for examples).
- ii) Due to our **ordering**, the only residues with crossed cut tubings that do not annihilate $\Psi_n^{(\ell)}$ are degenerate. Moreover, the degenerate crossed cut tubings that do not annihilate $\Psi_n^{(\ell)}$ are equivalent to a non-crossed cut tubings. For example, in the context of the 3-site example, $\text{Res}_{4,5,6} = \text{Res}_{4,5,2}$

$$\left(\bullet \text{---} \bullet \text{---} \bullet \right) = \left(\bullet \text{---} \bullet \text{---} \bullet \right). \quad (4.27)$$


The generalization of such residue relations is presented in section 5.1.

No crossed cut tubings

The physical subspace only contains forms associated to non-crossed tubings:

$$\left(\bullet \text{---} \bullet \text{---} \bullet \right) \checkmark, \quad \left(\bullet \text{---} \bullet \text{---} \bullet \right) \times.$$


Each degenerate block also only contributes one form to the physical subspace since we decompose the degenerate block into a component along $\Psi_3^{(0)}$ and its orthogonal complement. The dlog_J -part of the physical form associated to a degenerate cut is a linear combination of dlog_J -forms associated to the non-crossing cut tubings of the degenerate cut. Specifically, there is a relative sign between all pairs of dlog_J 's that only differ by tubings that cross. Indeed, $\varphi_{\text{phys},16} \propto \varphi_{19} - \varphi_{20} = \text{dlog}_{4,5,2} - \text{dlog}_{4,6,2}$ satisfies this rule; the dlog 's share all but one factor and these unshared B_i have tubings that cross.

5 Linear relations and degenerate arrangements

The classification of cuts/residues with non-trivial cohomologies into physical, unphysical and degenerate/mixed cuts is controlled entirely by the system of linear relations associated to

the hyperplane arrangement of the graph \mathcal{G} . Importantly, these hyperplane arrangements (section 2.2) are non-generic in the sense that there exists codimension m loci where more than m hyperplanes intersect. This non-genericity in cosmological hyperplane arrangements is entirely encoded in the linear relations among the corresponding hyperplane polynomials B_i . As a consequence of this degeneracy, some sequential residues do not necessarily anti-commute and satisfy linear relations (recall (4.17) and (4.18)).

The linear relations among the B_i (equivalently the S_i) are generated by 2-tubings that intersect.¹² For the 3-site chain, there is just one relation

$$\left. \begin{array}{c} \text{---} \bullet \text{---} \bullet \text{---} \\ \bigcirc \end{array} \right|_+ = \left. \begin{array}{c} \text{---} \bullet \text{---} \bullet \text{---} \\ \bigcirc \bigcirc \end{array} \right|_+ \iff B_2 + B_4 = B_5 + B_6, \quad (5.1)$$

where $|_+$ instructs us to add the B_i associated to the 2-tubings. Via equation (2.3), this graphical rule is easy to verify since the crossed 2-tubings encircle the same vertices and cross the same edges the same number of times. Moreover, this graphical rule holds beyond tree-level graphs and generates all possible linear relations. Indeed, it is easy to check the following identity for the 1-loop 3-gon graph below

$$\left. \begin{array}{c} \text{---} \bullet \text{---} \bullet \text{---} \\ \bigcirc \end{array} \right|_+ = \left. \begin{array}{c} \text{---} \bullet \text{---} \bullet \text{---} \\ \bigcirc \bigcirc \end{array} \right|_+ . \quad (5.2)$$

We also note that not all linear relations between hyperplane polynomials will generate interesting consequences for the physical basis; some only effect the unphysical subspace.

To keep track of the linear relations and deduce their consequences, we introduce the notion of a minimally dependent indexing set I . A minimally dependent indexing set

$$I = \{I_{\text{LHS}}|I_{\text{RHS}}\}, \quad (5.3)$$

is a collection of two sets indexing the hyperplane polynomials B_i that appear on the LHS and RHS of linear relations. For example, in this notation, equation (5.1) is equivalent to $I = \{2, 4|5, 6\}$ or with some abuse of notation $I = \{B_2, B_4|B_5, B_6\}$. Furthermore, note that I_{RHS} is always a set of two 1-tubings that cross.

The set I is minimally dependent in the sense that removing any single element, say B_j , results in a linearly independent set of B_i .¹³

$$\sum_{i \in I} \alpha_i B_i = 0 \quad \text{but} \quad \sum_{i \in I \setminus i_j} \alpha_i B_i = 0 \iff \alpha_i = 0. \quad (5.4)$$

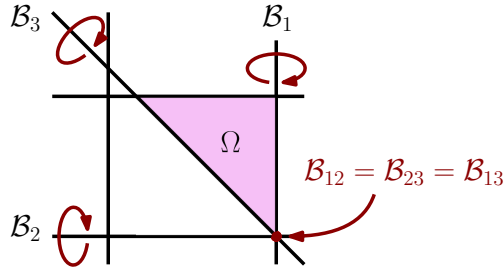
¹²This is not always a minimal presentation; the set of all pairs of crossed tubings often produces an over complete set of relations.

¹³In some of the relations that follow, we suppress the B 's and denote a hyperplane polynomial B_i simply by its label i .

Every minimally dependent set I generates a relation between sequential residues (section 5.1) as well as a relation among dlog-forms (section 5.2). After identifying a degenerate boundary, we also provide a simple prescription for constructing the physical form without computing the intersection matrix in section 6.3.

5.1 Consequences for residue operations

As a consequence of the linear relations among hyperplane polynomials, iterated residues do not necessarily anti-commute under ordering exchanges and satisfy relations. To see why iterated residues do not necessarily anti-commute, consider the following example of a toy (non-cosmological) arrangement below where the lines \mathcal{B}_1 , \mathcal{B}_2 and \mathcal{B}_3 all intersect at the same point (in red)



While the canonical form Ω is singular at the point $\mathcal{B}_{12} = \mathcal{B}_{23} = \mathcal{B}_{31}$, its residue at this point depends on the order. The 13-residues of Ω behave normally

$$\text{Res}_{13}[\Omega] = -\text{Res}_{31}[\Omega]. \quad (5.5)$$

On the other hand, one ordering of the 23- and 12-residues vanish

$$\text{Res}_{21}[\Omega] = \text{Res}_{23}[\Omega] = 0. \quad (5.6)$$

The other ordering is equal to an ordering of the 13-residues

$$\text{Res}_{32}[\Omega] = \text{Res}_{31}[\Omega] \neq 0, \quad (5.7)$$

$$\text{Res}_{12}[\Omega] = \text{Res}_{13}[\Omega] \neq 0. \quad (5.8)$$

For this reason, we need to fix an ordering when taking residues. As mentioned in section 4, we always order residues such that the B_i associated to the tubing that encircles the most vertices always comes first. Diagrammatically, this means that we work outward-in for residue tubings

$$\text{Res}_{452} := \begin{array}{c} \text{---} \text{---} \text{---} \text{---} \text{---} \\ \text{---} \text{---} \text{---} \text{---} \text{---} \\ \text{---} \text{---} \text{---} \text{---} \text{---} \\ \text{---} \text{---} \text{---} \text{---} \text{---} \\ \text{---} \text{---} \text{---} \text{---} \text{---} \end{array} \neq \text{Res}_{425} \neq \text{Res}_{542} \neq \dots \quad (5.9)$$

For tubings of the same size, we assign lexicographical order

$$\text{Res}_{413} := \begin{array}{c} \text{---} \text{---} \text{---} \text{---} \text{---} \\ \text{---} \text{---} \text{---} \text{---} \text{---} \\ \text{---} \text{---} \text{---} \text{---} \text{---} \\ \text{---} \text{---} \text{---} \text{---} \text{---} \\ \text{---} \text{---} \text{---} \text{---} \text{---} \end{array}. \quad (5.10)$$

For now, this ordering is a mathematical necessity. However, in section 6, we will show that our ordering choice aligns with physical intuition.

Every minimally dependent set, I , of hyperplane polynomials (5.4) seeds a residue relation

$$\text{Res}_{i_j} \circ \text{Res}_{\sigma(I \setminus \{i_j, i_k\})} = \text{Res}_{i_k} \circ \text{Res}_{\sigma(I \setminus \{i_j, i_k\})}, \quad (5.11)$$

where $i_j, i_k \in I$ and $\sigma \in S_{|I|-2}$ is a permutation acting on $I \setminus \{i_j, i_k\}$. To see why this is the case, note that when restricted to the cut $I \setminus \{i_j, i_k\}$, the linear relation between the hyperplane polynomials now becomes $\alpha_{i_j} B_{i_j}|_{I \setminus \{i_j, i_k\}} + \alpha_{i_k} B_{i_k}|_{I \setminus \{i_j, i_k\}} = 0$. Since $B_{i_j}|_{I \setminus \{i_j, i_k\}}$ and $B_{i_k}|_{I \setminus \{i_j, i_k\}}$ are proportional, the final residues in the above equation are equivalent. Note that this relation is insensitive to the actual values of the coefficients α_i appearing in the linear relations (5.4).

5.2 Consequences for differential forms

Similarly, linear relations among the hyperplane polynomials generate linear relations among differential forms. Like before, we identify a minimally dependent set of hyperplane polynomials I . After fixing an order for I , the following identity holds

$$\sum_{j=1}^{|I|} (-1)^{j-1} \left(\bigwedge_{k \in I \setminus i_j} \text{dlog} B_k \right) = 0, \quad (5.12)$$

where i_j is the j^{th} element of I . For example, it is easy to verify the relation

$$\text{dlog}_{456} - \text{dlog}_{452} + \text{dlog}_{462} - \text{dlog}_{562} = 0, \quad (5.13)$$

in terms of the 3-site example (section 4), which can be deduced from the nullspace of the intersection matrix (4.22). Such relations are known in the mathematical literature as Orlik-Solomon relations [54, 55].¹⁴ In fact, the Orlik-Solomon algebra generates all linear relations of degenerate hyperplane arrangements circumventing the need to use blow-ups. Furthermore, a nice presentation for the Gröbner basis of monomials in dlog 's is known.

Equation (5.12), also gives a relations between the $(|I| - 2)$ -residues of $(|I| - 1)$ -forms. Let I be a minimally dependent set and $j, k \in \{1, \dots, |I|\}$. Then,

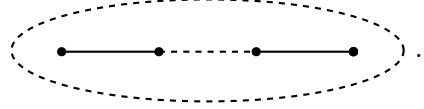
$$\text{Res}_{I \setminus \{i_j, i_k\}} \text{dlog}_{I \setminus i_j} = (-1)^{j-k} \text{Res}_{I \setminus \{i_j, i_k\}} \text{dlog}_{I \setminus i_k}. \quad (5.14)$$

The sign in (5.14) comes from the fact that we are comparing the residues of different dlog -forms.

¹⁴We thank Clément Dupont for bringing the Orlik-Solomon algebra to our attention.

6.1.1 The good cut and degenerate cut conditions

For a given graph \mathcal{G} , the residue of the wavefunction coefficient $\Psi_n^{(\ell)}$ on its total energy pole $B_T = 0$ is called the (*true*) *scattering facet* of $\mathcal{P}_{\mathcal{G}}$ [7]. At tree level, we have

$$\mathcal{C}_{n,B_T}^{(0)} := \text{Res}_{B_T} \Psi_n^{(0)} := \text{---} \bullet \text{---} \bullet \text{---} \bullet \text{---} \bullet \text{---} \text{.} \quad (6.2)$$


Subsequent cut tubings contained inside the true facet $\mathcal{C}_{n_i,B_i}^{(0)} \subset \mathcal{C}_{n,B_T}^{(0)}$ behave as scattering facets associated to a lower n_i -point wavefunction coefficient $\Psi_{n_i}^{(0)}$. This extends to any loop and number of sites and means that a $\mathcal{C}_{n_i,B_i}^{(\ell')}$ ($\subset \mathcal{C}_{n,B_T}^{(\ell)}$) evolves like an $(n_i < n)$ -site ($\ell' < \ell$)-level cut tubing regardless of what other cut tubings surround $\mathcal{C}_{n_i,B_i}^{(\ell')}$. This observation implies that $\mathcal{C}_{n_i,B_i}^{(\ell')}$ only directly constrains whether a (dashed) tubing placed wholly inside of B_i lead to a physical cut. In particular, this means that the evolution of a cut tubing—what further cut tubings can be drawn inside it—does not depend on the details of the larger graph outside of it. In this way, information from lower-point and lower-loop cuts is recycled! This structure is reflected in the good-cut and degenerate-cut conditions discussed below.

The good cut condition

Suppose we want to evolve the cut tubing $\mathcal{C}_{n_i,B_i}^{(\ell)}$ by nesting the cut tubing $\mathcal{C}_{n_j,B_j}^{(\ell')}$: $\mathcal{C}_{n_j,B_j}^{(\ell')} \subset \mathcal{C}_{n_i,B_i}^{(\ell)}$. We first identify all minimal dependent sets (5.3) where τ_i (corresponding to B_i) is the largest tubing¹⁵

$$I_{\alpha}^{(i)} = \{I_{\alpha,\text{LHS}}^{(i)} | I_{\alpha,\text{RHS}}^{(i)}\}. \quad (6.3)$$

The residue tubings that can be paired with $\mathcal{C}_{n_i,B_i}^{(\ell)}$ to form physical cuts *do not* set all elements of $I_{\alpha,\text{LHS}}^{(i)}$ to zero (also no element of $I_{\alpha,\text{RHS}}^{(i)}$ should be set to zero). This is the *good cut condition* associated to the cut tubing $\mathcal{C}_{n_i,B_i}^{(\ell)}$. It constrains the space of physical cuts with $|I_{\alpha,\text{LHS}}^{(i)}| - 1$ further cuts inside $\mathcal{C}_{n_i,B_i}^{(\ell)}$.

Sequential residues that set all elements in $I_{\alpha,\text{LHS}}^{(i)}$ (and none in $I_{\alpha,\text{RHS}}^{(i)}$) to zero annihilate the physical form $\Psi_n^{(\ell)}$. Therefore, the good cut condition tells us how to avoid these unphysical boundaries and generate physical cuts.¹⁶

For example, the tree-level 3-site chain graph has a single minimal dependent set $I_1^{(T)} = \{B_2, B_{T=4} | B_5, B_6\}$ (depicted in (5.1)) that constrains the space of physical 2-cuts. The double

¹⁵Note that τ_i is always an element of $I_{\alpha,\text{LHS}}^{(i)}$.

¹⁶Recall that all elements of $I_{\alpha,\text{RHS}}^{(i)}$ contain crossed tubings and correspond to sequential residues/cuts that are either unphysical or degenerate. For degenerate cuts, these crossed tubings can always be uncrossed using the linear relation of section 5.1. Hence such crossed residue tubings do not appear in our analysis. See the discussion around the [no crossed cuts box](#) for more.

residue $\text{Res}_{42}[\Psi_3^{(0)}]$ annihilates $\Psi_3^{(0)}$ (as shown in (4.15)) implying that $\mathcal{C}_{1,B_2}^{(0)} \subset \mathcal{C}_{3,B_4}^{(0)}$ is an unphysical 2-cut

$$\mathcal{C}_{1,B_2}^{(0)} \subset \mathcal{C}_{3,B_{T=4}}^{(0)} = \text{[Diagram: A horizontal line with three dots. The middle dot is enclosed in a dashed circle, and the entire line is enclosed in a larger dashed oval.] } = 0 . \quad (6.4)$$

Thus, the good cut condition for the true facet $\mathcal{C}_{3,B_{T=4}}^{(0)}$ implies that pairing any of the cut tubings $\mathcal{C}_{1,B_1}^{(0)}, \mathcal{C}_{1,B_3}^{(0)}, \mathcal{C}_{2,B_5}^{(0)}, \mathcal{C}_{2,B_6}^{(0)}$ with it corresponds to physical 2-cuts (see (6.47)). In general, $|I_{\alpha,\text{LHS}}| = 2$ for all tree-level graphs. Therefore, the good cut condition only restricts the next cut $\mathcal{C}_{n_j,B_j}^{(0)} \subset \mathcal{C}_{n_i,B_i}^{(0)}$ such that $B_j \notin I_{\alpha,\text{LHS}}^{(i)}$.

For loop-level graphs, $|I_{\alpha,\text{LHS}}| \geq 2$ and the next cut $\mathcal{C}_{n_j,B_j}^{(\ell')} \subset \mathcal{C}_{n_i,B_i}^{(\ell)}$ is unconstrained whenever $|I_{\alpha,\text{LHS}}| > 2$. For example, let's understand how the minimal dependent set $I_1^{(T)} = \{B_1, B_2, B_{T=5} | B_6, B_{14}\}$ of the the 1-loop 4-gon box graph affects the evolution of its true facet. While the space of 2-tubings involving $\mathcal{C}_{4,B_{T=5}}^{(1)}$ is unconstrained, the 3-element set $I_{1,\text{LHS}}^{(T)}$ constrains the space of physical 3-cuts according to the good cut condition of the true facet. Explicitly, the the following 3-cut is unphysical

$$(\mathcal{C}_{1,B_2}^{(0)} \times \mathcal{C}_{1,B_1}^{(0)}) \subset \mathcal{C}_{4,B_{T=5}}^{(1)} = \text{[Diagram: A square with four dots at the corners. The top and bottom edges are enclosed in dashed circles, and the entire square is enclosed in a larger dashed oval.] } = 0 . \quad (6.5)$$

The degenerate cut condition

Suppose that we want to evolve an $m = |I_{\alpha,\text{LHS}}^{(i)}|$ cut

$$\mathcal{C}_{n_{j_{m-1}},B_{j_{m-1}}}^{(\ell_{j_{m-1}})} \subset \dots \subset \mathcal{C}_{n_{j_1},B_{j_1}}^{(\ell_{j_1})} \subset \mathcal{C}_{n_i,B_i}^{(\ell)} , \quad (6.6)$$

(that could be embedded inside another cut) into an $(m+1)$ -tubing. The next tubing is placed in accordance with the good cut condition of the most recent cut $\mathcal{C}_{n_{j_{m-1}},B_{j_{m-1}}}^{(\ell_{j_{m-1}})}$

$$\mathcal{C}_{n_{j_m},B_{j_m}}^{(\ell_{j_m})} \subset \mathcal{C}_{n_{j_{m-1}},B_{j_{m-1}}}^{(\ell_{j_{m-1}})} \subset \dots \subset \mathcal{C}_{n_{j_1},B_{j_1}}^{(\ell_{j_1})} \subset \mathcal{C}_{n_i,B_i}^{(\ell)} . \quad (6.7)$$

Then, the resulting $(m+1)$ -cut tubing is degenerate, in the sense of section 5, if all elements in $I_{\alpha,\text{LHS}}^{(i)}$ appear in the sequence (6.7) (the good cut condition ensures one cut corresponding to an element of $I_{\alpha,\text{LHS}}^{(i)}$ is present in the sequence (6.7)). This is the *degenerate cut* condition of $\mathcal{C}_{n_i,B_i}^{(\ell)}$ or more precisely $I_{\alpha}^{(i)}$.

Physical degenerate cuts need to be identified and counted *exactly* once since they

form a single degenerate sub-block in the DEQ matrix $\underline{\mathbf{A}}$ and only contribute a single differential form to the physical basis.

To illustrate this condition in action, we provide a short discussion with selected examples below:

- Consider a 4-term minimal dependent set $I_\alpha^{(j)} = \{B_i, B_j | B_k, B_l\}$. While the 2-tubing $\mathcal{C}_{n_i, B_i}^{(\ell_i)} \subset \mathcal{C}_{n_j, B_j}^{(\ell_j)}$ is an unphysical 2-cut, $\mathcal{C}_{n_k, B_k}^{(\ell_k)} \subset \mathcal{C}_{n_j, B_j}^{(\ell_j)}$ is a physical 2-cut consistent with the good cut condition of B_j . This 2-tubing can now be followed by a residue tubing $\mathcal{C}_{n_i, B_i}^{(\ell_i)}$ (with τ_i entirely inside τ_j) since this is consistent with the good cut evolution of $\mathcal{C}_{n_j, B_j}^{(\ell_j)}$. However, this 3-tubing satisfies the degenerate cut condition of $\mathcal{C}_{n_i, B_i}^{(\ell_i)}$ associated to $I_\alpha^{(j)}$ and must be classified as degenerate. This example is essentially a diagrammatic restatement of the residue relation (5.11) discussed in section 5.

The first example of such a degenerate cut occurs in the tree-level 3-site graph when the physical 2-tubings $\mathcal{C}_{2, B_5}^{(0)} \subset \mathcal{C}_{3, B_{T=4}}^{(0)}$ or $\mathcal{C}_{2, B_6}^{(0)} \subset \mathcal{C}_{3, B_{T=4}}^{(0)}$ are evolved into a 3-tubing and is a consequence of the minimal dependent set $I_1^{(T)} = \{B_2, B_{T=4} | B_5, B_6\}$. As discussed above, the cuts $\mathcal{C}_{2, B_5}^{(0)}$ and $\mathcal{C}_{2, B_6}^{(0)}$ effectively evolve as 2-site graphs, producing the 3-cuts

However, the new cut tubing in orange saturates $I_1^{(T)}$ and satisfies the degenerate cut condition of the true scattering facet $\mathcal{C}_{3, B_{T=4}}^{(0)}$. Therefore, these 3-cuts must be identified.

- A similar identification of a degenerate cut can be made for 1-loop graphs where one encounters 5-term minimal dependent sets. For example, for the case of the 1-loop 4-site box graph, we encounter a degenerate cut as a consequence of the minimal dependent set $I_1^{(T)} = \{B_1, B_3, B_{T=5} | B_{10}, B_{12}\}$. Below, the 4th cut tubing $\mathcal{C}_{1, B_3}^{(0)}$ saturates $I_1^{(T)}$ and is identified:

- The further evolution of physical degenerate cuts occurs in the usual fashion; adding a new tubing inside the most recent tubing in accordance with its good cut condition and the degenerate cut conditions (of previous tubings).
- One often encounters scenarios where on the locus of a degenerate cut arising from some system, say $I^{(i)}$, is equivalent to the locus of another degenerate cut arising from

a separate system $I^{(j)}$. In such a case, one simply identifies all $(m+1)$ -cuts where the latest red tubing is common to all of them. For example, the first instance where one has to account for this is in the case of the tree-level 4-site chain graph due to the minimal dependent sets $I_1^{(9)} = \{B_2, B_9|B_6, B_7\}$ and $I_1^{(T)} = \{B_{T=5}, B_7|B_9, B_{10}\}$:

$$\text{Diagram (6.10)} \quad (6.10)$$

Importantly, we note that such degenerate cuts are different from the following degenerate cut, which arises from a distinct system $I_2^{(T)} = \{B_2, B_{T=5}|B_6, B_{10}\}$:

$$\text{Diagram (6.11)} \quad (6.11)$$

6.1.2 The uni-dimensional cohomology condition(s)

The above good and degenerate cut conditions associated to any cut tubing are simple manifestations of the linear relations of the associated hyperplane arrangement and constrain sequentially nested cut tubings. In addition to these, we need one more set of conditions—the *uni-dimensional cohomology* condition(s)—that goes beyond nested evolution, to generate all physical cuts. This graphical rule tells us how to avoid cuts with trivial cohomology (do not contribute forms to the basis).

The uni-dimensional cohomology condition(s)

The uni-dimensional cohomology condition(s) dictates that:

1. An m cut tubing (nested or factored) of an n -site ℓ -loop graph \mathcal{G} must enclose all the sites/vertices of \mathcal{G} to yield a physical m -cut.
2. Inside each physical cut tubing, there must contain *at least* one vertex unenclosed.

Below, we provide the reasoning behind these conditions as well as a short discussion of selected examples.

- To have a non-trivial cohomology, the cut must contain a bounded chamber with boundaries made from the coordinate axes restricted to this cut. For a 1-cut of \mathcal{G} , this implies that all physical 1-cut tubings are associated to hyperplane polynomials B_i that contain the factor $\sum_{i=1}^n (x_i + X_i)$ in them. This ensures that one twisted hyperplane on the cut intersects the remaining other twisted hyperplanes creating a bounded chamber (see the right figure in (4.8) corresponding to the 3-site tree graph for an example).

For tree-level wavefunction coefficients $\Psi_n^{(0)}$, this condition implies that the only allowed 1-tubing with a one-dimensional cohomology is the true scattering facet $\mathcal{C}_{n, B_T}^{(0)}$:

$$\mathcal{C}_{n, B_T}^{(0)} := \text{Diagram (6.12)} \quad (6.12)$$

It is imperative to note that 1-tubings of tree graphs that do not correspond to the true facet tubing $\mathcal{C}_{n,B_T}^{(0)}$ violate this condition despite corresponding to non-vanishing residues of $\Psi_n^{(0)}$. This is because such 1-cuts $\mathcal{C}_{n_i,B_i \neq B_T}^{(0)}$ do not have a bounded chamber and therefore have trivial cohomology (the arrangement of twisted hyperplanes on the cut contains a pair of parallel hyperplanes; see left figure in (4.8) corresponding to the 3-site tree graph for an example). Such cuts correspond to unphysical cut tubings.

For example, the 1-cut $\mathcal{C}_{n,B_5}^{(0)}$ in the 3-site graph that encloses only two vertices out of the possible three

$$\mathcal{C}_{n,B_5}^{(0)} := \text{Res}_{B_5} \Psi_3^{(0)} := \text{---} \bullet \text{---} \bullet \text{---} \bullet \neq 0, \quad (\text{invalid tubing}) \quad (6.13)$$

yields a non-zero residue; however, such 1-cuts have *trivial cohomology* and therefore *inconsistent* with the condition above. From a cuts perspective, such residues split the graph into a flat-space amplitude times a (shifted) lower-point wavefunction coefficient, as discussed in [31].

For loop integrands, in addition to the true facet $\mathcal{C}_{n,B_T}^{(\ell)}$, there are further 1-cut tubings corresponding to hyperplanes $B_{T'}$ that enclose all the sites of the graph and have a one-dimensional cohomology. For example, the n -gon has a total of $n+1$ physical 1-cuts. In the case of the 3-gon (triangle) graph, these four tubings are

$$\mathcal{C}_{3,B_{T=4}}^{(1)} \quad \mathcal{C}_{3,B_8}^{(0)} \quad \mathcal{C}_{3,B_9}^{(0)} \quad \mathcal{C}_{3,B_{10}}^{(0)} \quad (6.14)$$

Note that in addition to the true scattering facet tubing $\mathcal{C}_{3,B_{T=4}}^{(1)}$ of the 3-gon, the three other 1-tubings corresponding to the hyperplane polynomials $B_{T'=8,9,10} = \sum_{i=1}^3 (x_i + X_i) + 2Y_{1,2,3}$, enclose all the three vertices of the triangle graph and are therefore consistent with the uni-dimensional cohomology condition.

For higher cuts, to be consistent with the first uni-dimensional cohomology condition, one has to partition the set of n -vertices of an ℓ -loop graph into non-empty, non-overlapping subsets to give a physical product of residue tubings $\mathcal{C}_{n_1,B_1}^{(\ell_1)} \times \mathcal{C}_{n_2,B_2}^{(\ell_2)} \times \dots \times \mathcal{C}_{n_m,B_m}^{(\ell_m)}$ such that $n_1 + n_2 + \dots + n_m = n$, which means no vertices are left unenclosed, thus ensuring a one-dimensional cohomology. An example of such a 2-tubing of the 4-site star graph is

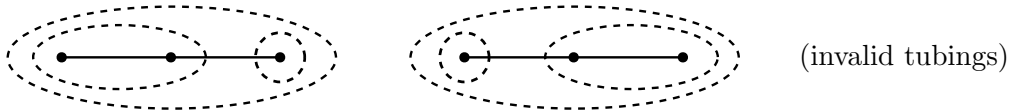
$$\mathcal{C}_{3,B_{10}}^{(0)} \times \mathcal{C}_{1,B_2}^{(0)} = \text{---} \bullet \text{---} \bullet \text{---} \bullet \text{---} \bullet \quad (6.15)$$

An example of a 4-cut of the double box consistent with this condition is

$$\mathcal{C}_{2,B_{12}}^{(0)} \times \mathcal{C}_{2,B_{10}}^{(0)} \times \mathcal{C}_{1,B_2}^{(0)} \times \mathcal{C}_{1,B_1}^{(0)} = \text{Diagram} \quad (6.16)$$

- Given any cut tubing, the subsequent cut tubings (consistent with its good cut condition) contained inside it must leave *at least* one vertex unenclosed to guarantee a one-dimensional cohomology and a non-trivial residue for the corresponding cut. When all vertices inside a cut tubing are enclosed again, the linear system cannot be solved and the corresponding cut/residue does not exist.

For example, one can check this condition explicitly in the case for the 3-site tree graph. The following 3-cuts do not exist



while, on the other hand,



is a physical 3-cut. It abides by both the good cut condition and the uni-dimensional cohomology condition.

In general, the n_i -vertices inside any cut tubing $\mathcal{C}_{n_i, B_i}^{(\ell)}$ can be partitioned into non-empty, non-overlapping subsets to give a physical product of residue tubings $\mathcal{C}_{n_1, B_1}^{(\ell_1)} \times \mathcal{C}_{n_2, B_2}^{(\ell_2)} \times \dots \times \mathcal{C}_{n_m, B_m}^{(\ell_m)}$ such that $n_1 + n_2 + \dots + n_m < n_i$. This leaves at least one vertex unenclosed and satisfies the second uni-dimensional cohomology condition.

The set of three conditions presented above — the good cut condition, the degenerate cut condition and the uni-dimensional cohomology condition — universally determine the set of all possible physical cuts contributing to the space of physical forms in the DEQs of *any* given $\Psi_n^{(\ell)}$, as we demonstrate in the following.

6.2 Enumerating physical cut tubings

Equipped with a universal set of rules for identifying physical cut tubings, we elucidate how to systematically construct all physical cuts for *any* n -site, ℓ -loop graph. Moreover, we will demonstrate how these conditions (that identify the space of physical boundaries) are in correspondence with all possible ways to factorize $\Psi_n^{(\ell)}$ *solely* into product(s) of flat-space scattering amplitudes.

1-cut tubings

As discussed above, for tree-level wavefunction coefficients $\Psi_n^{(\ell)}$, the only allowed 1-tubing consistent with the uni-dimensional cohomology condition is the true scattering facet $\mathcal{C}_{n,B_T}^{(0)}$, which yields the corresponding flat-space amplitude A_n :¹⁷

$$\mathcal{C}_{n,B_T}^{(0)} = \text{[Diagram: A horizontal line with four dots, enclosed in a dashed oval]} \leftrightarrow \text{[Diagram: A tree graph with a central horizontal line and four external lines]} . \quad (6.18)$$

At loop level there exist additional 1-tubings that have one-dimensional cohomology as illustrated in (6.14) for the 1-loop 3-gon. Note that the three 1-cuts $\mathcal{C}_{3,B_{i=8,9,10}}^{(0)}$ carry a superscript label (0) in comparison to the true facet 1-cut $\mathcal{C}_{3,B_{T=5}}^{(1)}$. The difference between these tubings is that the total energy pole $B_{T=5}$ is involved in 5-term minimal dependent sets $I_\alpha^{(T)}$ (or more specifically, with a 3-term $I_{\alpha,\text{LHS}}^{(T)}$) whereas the hyperplane polynomials $B_{i=8,9,10}$ appear in 4-term sets (with a 2-term $I_{\beta,\text{LHS}}^{(i)}$) meaning that such 1-cuts effectively evolve as tree-level 3-site 1-cut tubings. This is a generic feature for all n -gon graphs and is an explicit example of how lower-site lower-loop data gets recycled for the n -site ℓ -loop graph under study!

2-cut tubings

Consistent with the rules presented in section 6.1, there are two possible ways to construct physical 2-tubings that generates the entire space of physical 2-cuts contributing to the DEQ basis:

- *Evolution of the 1-cut(s)*: For tree level graphs, the true scattering facet $\mathcal{C}_{n,B_T}^{(0)}$ is evolved into physical 2-tubings by inserting a cut tubing inside $\mathcal{C}_{n,B_T}^{(0)}$ that is consistent with its good cut condition, as described in section 6.1. These 2-cuts factorize the tree-level 1-cut $\mathcal{C}_{n,B_T}^{(0)}$ or, equivalently the flat-space amplitude A_n , into a product of lower-point amplitudes.

For example in the 3-site tree graph, two possible physical 2-cuts evolved according to the good cut condition of the true facet factorizes $A_5^{(0)}$ as follows:

$$\mathcal{C}_{1,B_3}^{(0)} \subset \mathcal{C}_{3,B_{T=4}}^{(0)} := \text{[Diagram: A horizontal line with three dots, enclosed in a dashed oval with a smaller dashed oval around the right dot]} \leftrightarrow \text{[Diagram: A tree graph with a central horizontal line and four external lines]} \times \text{[Diagram: A tree graph with a central horizontal line and three external lines]} , \quad (6.19)$$

$$\mathcal{C}_{2,B_5}^{(0)} \subset \mathcal{C}_{3,B_{T=4}}^{(0)} := \text{[Diagram: A horizontal line with three dots, enclosed in a dashed oval with a smaller dashed oval around the left two dots]} \leftrightarrow \text{[Diagram: A tree graph with a central horizontal line and four external lines]} \times \text{[Diagram: A tree graph with a central horizontal line and three external lines]} . \quad (6.20)$$

¹⁷In order to demonstrate factorization properties, we will now restrict to a ϕ^3 vertex for simplicity. However, our analysis holds true for arbitrary polynomial interactions.

It is important to note that while the above 2-cuts result in a the same product of flat-space amplitudes $A_4 \times A_3$, they are distinct cut tubings and hence generate distinct physical forms. This is a manifestation of the fact that the flat-space Mandelstam invariants are obtained from a product of two hyperplane polynomials B_i, B_j (on the residue of the total energy pole) appearing in the wavefunction coefficient. An explicit residue computation for the tubings above in (6.20) gives a result proportional to $g \times \frac{-g^2}{s_{12}}$, where g is the three-point coupling and $s_{12} = -(Y_1 - X_1)(Y_1 + X_1)$ is the flat-space Mandelstam invariant.

For 1-loop n -gons, the 1-tubings $\mathcal{C}_{n,B_i}^{(0)}$ that are not the true facet evolve according to their good cut condition, which is analogous to an n -site tree-level 1-tubing. The true facet $\mathcal{C}_{n,B_T}^{(1)}$ is evolved without any restriction; any cut tubing can be placed inside it. This discussion readily generalizes to generic ℓ -loop graphs.

- *Product of lower-point facets:* As discussed in section 6.1.2, a physical 2-cut consistent with the uni-dimensional cohomology condition involves partitioning the set of n -vertices of an ℓ -loop graph into two non-empty, non-overlapping subsets to give a product of two residue tubings $\mathcal{C}_{n_1,B_i}^{(\ell_1)} \times \mathcal{C}_{n_2,B_j}^{(\ell_2)}$ such that $n_1 + n_2 = n$. An example of such a 2-tubing for the tree-level 4-site star graph was given in (6.15) and corresponds to the factorization:

$$\mathcal{C}_{3,B_{10}}^{(0)} \times \mathcal{C}_{1,B_2}^{(0)} = \text{[Diagram of 3-vertex star with dashed cut]} \leftrightarrow \text{[Diagram of 3-vertex star]} \times \text{[Diagram of 1-vertex star]}. \quad (6.21)$$

Some examples of such 2-cuts in the 3-gon (triangle) and 4-gon (box) graphs are:

$$\text{[Diagram of triangle with dashed cut]} \quad \text{[Diagram of square with dashed cut]}. \quad (6.22)$$

It is important to note that each cut tubing in these 2-cuts will evolve as independent 1-cut tubings, in accordance with its own set of good and degenerate cut conditions. What guarantees this is the existence of linear relations where B_i, B_j now act as the “true” facets of lower-point functions with n_1 and n_2 vertices.

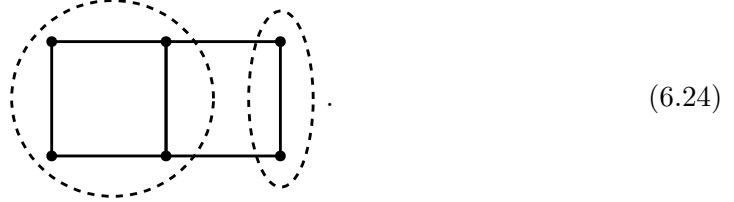
For example, in the 4-site star example presented above, the hyperplane B_{10} is the “true facet” in the minimal dependent set $I_1^{(10)} = \{B_4, B_{10} | B_6, B_8\}$ represented graphically by

$$\text{[Diagram of 4-site star with cut B10 and labels 10, 4]} = \text{[Diagram of 4-site star with cut B10 and labels 8, 6]}. \quad (6.23)$$

As a consequence, the 1-cut tubing $\mathcal{C}_{3,B_{10}}^{(0)}$ evolves as a 3-site 1-tubing.

The same story extends to product 2-tubings of the n -gon. For example, in the 4-gon 2-cut presented above, the two 1-cuts will each evolve as the 1-cut of the 2-site tree-level graph!

One can similarly work out higher loop examples. For example, in the double-box 6-site 2-loop graph, we have the following possible physical 2-cut:



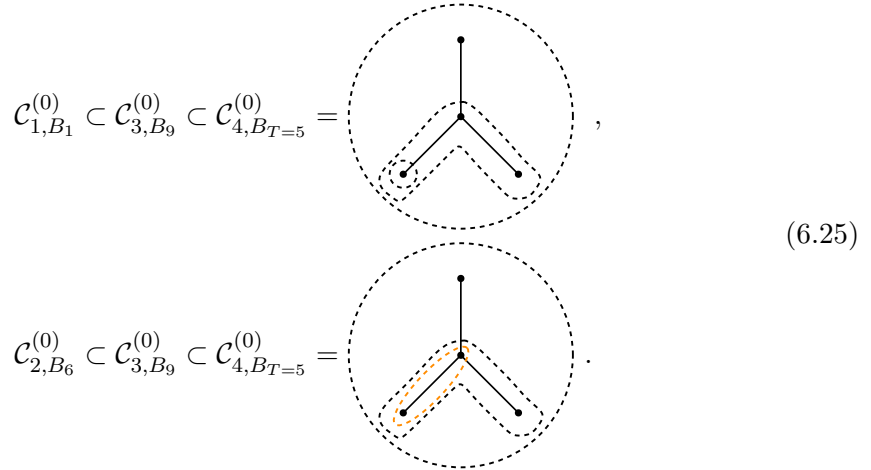
While the first 1-cut evolves as that of a 4-gon box, the second 1-cut evolves as the 1-cut of the 2-site tree-level graph. This allows us to effectively reuse lower-site, lower-loop data for complicated loop graphs under study!

3-cut tubings

There are now three possible ways to construct physical 3-tubings that generates the entire space of physical 3-cut forms, while accounting for the appearance of degenerate cuts:

- *Evolution of the 1-cut(s)*: At tree level, the evolution of the physical 2-tubings involving the true facet $\mathcal{C}_{n,B_T}^{(0)}$ occurs via the two possible options.

i) Evolving the latest cut tubing consistent with its good cut condition. In such a scenario, one has to also account for the degenerate cut condition of section 6.1.1. An example of a non-degenerate and degenerate 3-cut for the tree-level 4-site star graph are:



ii) Introducing an additional good cut tubing inside the true facet consistent with the second uni-dimensional cohomology condition, i.e., $(\mathcal{C}_{n_1,B_i}^{(0)} \times \mathcal{C}_{n_2,B_j}^{(0)}) \subset \mathcal{C}_{n,B_T}^{(0)}$ such that

$n_1 + n_2 < n$. From a factorization perspective, this ensures that we avoid cutting an internal edge of the flat amplitude twice simultaneously.

An example of such a 3-tubing for the 3-site graph is (6.17), This is also the maximal number of tubings one can draw for such a graph and decomposes the flat-space amplitude into its three 3-pt building blocks $A_3^{(0)}$:

$$\text{Diagram (6.26)} \quad (6.26)$$

- *Evolution of the lower-point facets:* As discussed, the evolution of the 2-cut $\mathcal{C}_{n_1, B_i}^{(\ell_1)} \times \mathcal{C}_{n_2, B_j}^{(\ell_2)}$ proceed without extra subtleties except that any evolution of the individual 1-cuts has to be consistent with its good cut conditions. An example of such a 3-tubing for the 4-gon is shown as follows:

$$(\mathcal{C}_{1, B_3}^{(0)} \subset \mathcal{C}_{3, B_{12}}^{(0)}) \times \mathcal{C}_{1, B_2}^{(0)} := \text{Diagram (6.27)} \quad (6.27)$$

- *Product of lower-point facets:* As before, one can construct physical 3-cuts consistent with the uni-dimensional cohomology condition, which involves a simple partition of the n -vertices into three non-empty, non-overlapping subsets to give a product of three 1-cuts $\mathcal{C}_{n_1, B_i}^{(\ell)} \times \mathcal{C}_{n_2, B_j}^{(\ell)} \times \mathcal{C}_{n_3, B_k}^{(\ell)}$ such that $n_1 + n_2 + n_3 = n$. An example of such a 3-tubing for the 4-site star tree graph is:

$$\mathcal{C}_{2, B_8}^{(0)} \times \mathcal{C}_{1, B_1}^{(0)} \times \mathcal{C}_{1, B_2}^{(0)} := \text{Diagram (6.28)} \quad (6.28)$$

n -cut tubings

The procedure to generate the n -cut tubings for any n -site, ℓ -loop graph proceeds in a similar fashion — evolution and construction of each cut tubing such that it is consistent with its *good cut*, *degenerate cut* and the *uni-dimensional cohomology* conditions at each step. For a generic graph, the maximal number of residue operations one can perform is n , which from a cuts perspective corresponds to decomposing the flat-space amplitude A_n into its n 3-point building blocks. The process ends when one has generated all physical boundaries contributing to 1-, 2-, \dots , n -cuts, which in turn enumerate all the physical forms contributing to the physical subspace of the DEQs!

6.3 From cut tubings to physical FRW forms

This space of physical cut tubings can be translated to the corresponding physical FRW forms that constitute physical DEQ basis. Not only do these cut tubings enumerate the space of physical cuts and therefore, the dlog_J part of a basis form (c.f., (3.2)), they also determine $\tilde{\Omega}_J$ (and consequently Ω_J), giving the full FRW form φ_a . We provide the rule to generate non-degenerate physical forms before providing the rule for degenerate forms.

Non-degenerate physical FRW forms: Enumerating the physical cut tubings via the rules presented in sections 6.1 and 6.2 is equivalent to listing all good δ_J 's. For non-degenerate cuts, each δ_J is dual via the intersection number to dlog_J . The remaining part of the FRW form is linked to the canonical form of the cut M_J (recall each physical cut has a 1-dimensional cohomology and unique canonical form).

To determine $\tilde{\Omega}_J$ (or equivalently $\Omega_J = \tilde{\Omega}|_J$) from the cut tubings, one links each pair of vertices $\{i, j\}$ without crossing a cut tubing.¹⁸ Each linked pair of vertices corresponds to the dlog -form: $\text{dlog} \frac{x_i}{x_j}$. Wedging together all pairs produces $\tilde{\Omega}_J$. We illustrate this procedure using selected examples from the physical basis of the 4-site chain (see appendix C.2)

$$\begin{array}{c} 1 \quad 2 \quad 3 \quad 4 \\ \bullet \text{---} \bullet \text{---} \bullet \text{---} \bullet \\ \text{---} \end{array} = \varphi_{38}^{4\text{-chain}} = \text{dlog}_{1,2,3,4}, \quad (6.29)$$

$$\begin{array}{c} 5 \\ \bullet \text{---} \bullet \text{---} \bullet \text{---} \bullet \\ \text{---} \end{array} = \varphi_{34}^{4\text{-chain}} = \text{dlog}_{5,10,8} \wedge \text{dlog} \frac{x_3}{x_4}, \quad (6.30)$$

$$\begin{array}{c} 6 \quad 8 \\ \bullet \text{---} \bullet \text{---} \bullet \text{---} \bullet \\ \text{---} \end{array} = \varphi_{10}^{4\text{-chain}} = \text{dlog}_{6,8} \wedge \text{dlog} \frac{x_1}{x_2} \wedge \text{dlog} \frac{x_3}{x_4}, \quad (6.31)$$


$$\begin{array}{c} 5 \\ \bullet \text{---} \bullet \text{---} \bullet \text{---} \bullet \\ \text{---} \end{array} = \varphi_7^{4\text{-chain}} = \text{dlog}_{5,10} \wedge \text{dlog} \frac{x_2}{x_3} \wedge \text{dlog} \frac{x_3}{x_4}, \quad (6.32)$$

$$\begin{array}{c} 5 \\ \bullet \text{---} \bullet \text{---} \bullet \text{---} \bullet \\ \text{---} \end{array} = \varphi_1^{4\text{-chain}} = \text{dlog}_5 \wedge \text{dlog} \frac{x_1}{x_2} \wedge \text{dlog} \frac{x_2}{x_3} \wedge \text{dlog} \frac{x_3}{x_4}, \quad (6.33)$$

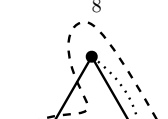
and the 1-loop 3-gon (see appendix C.4)

$$\begin{array}{c} 1 \\ \bullet \\ \diagup \quad \diagdown \\ \bullet \text{---} \bullet \\ \text{---} \end{array} = \varphi_{24}^{3\text{-gon}} = \text{dlog}_{1,2,3}, \quad (6.34)$$

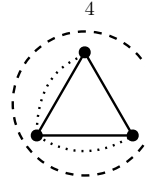
¹⁸The variable x_i is fully determined if it is the only unenclosed vertex inside another cut tubing. Therefore, it cannot participate in the dlog -form contributing to $\tilde{\Omega}_J$.



$$= \varphi_{24}^{3\text{-gon}} = \text{dlog}_{8,7} \wedge \text{dlog} \frac{x_1}{x_3}, \quad (6.35)$$



$$= \varphi_2^{3\text{-gon}} = \text{dlog}_8 \wedge \text{dlog} \frac{x_1}{x_2} \wedge \text{dlog} \frac{x_2}{x_3}, \quad (6.36)$$



$$= \varphi_1^{3\text{-gon}} = \text{dlog}_4 \wedge \text{dlog} \frac{x_1}{x_2} \wedge \text{dlog} \frac{x_2}{x_3}. \quad (6.37)$$

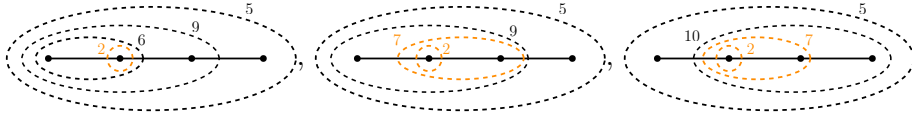
Note that the indices in the dlog_J have been ordered according to our [cut ordering rules](#): larger tubes come before smaller tubes.

Degenerate physical FRW forms: As discussed previously, there are [no crossed cut tubings](#) in the physical subspace. The physical forms associated to degenerate cuts always come with a specific linear combination of dlog_J 's where each J is associated to a non-crossing tubing of the degenerate cut. For example, in the 3-site chain we have

$$\varphi_{\text{phys},16} = \frac{\varphi_{19} - \varphi_{20}}{2} = \text{dlog} B_4 \wedge \text{dlog} \frac{B_5}{B_6} \wedge \text{dlog} B_2. \quad (6.38)$$

We conjecture that the physical linear combination of dlog 's associated to any degenerate cut is obtained by first identifying all non-crossed cut tubings associated to this degenerate cut. Then, the corresponding dlog 's are added with coefficients ± 1 such that the B_i corresponding to crossed tubings appear in ratios like in (6.38) whenever possible.

To further illustrate this point, consider the degenerate 4-cut involving B_5, B_9, B_{10}, B_7 and B_3 . There are three non-crossing cut tubings associated to this cut



$$(6.39)$$

From the discussion above, we want the crossing tubings to appear as ratios in the physical form

$$\varphi_{63} = \text{dlog}_{5,9,6,2} - \text{dlog}_{5,9,7,2} + \text{dlog}_{5,10,7,2}, \quad (6.40)$$

as given in (C.10) (produced via the direct calculation method outlined in section 4). Indeed this is easy to check

$$\begin{aligned}\varphi_{63} &= \text{dlog} B_5 \wedge \text{dlog} \frac{B_6}{B_7} \wedge \text{dlog} B_7 \wedge \text{dlog} B_3 + \text{dlog}_{5,10,7,3} \\ &= \text{dlog}_{5,9,6,2} + \text{dlog} B_5 \wedge \text{dlog} \frac{B_{10}}{B_9} \wedge \text{dlog} B_7 \wedge \text{dlog} B_2\end{aligned}\tag{6.41}$$

where the tubings $\{\tau_6, \tau_7\}$ and $\{\tau_9, \tau_{10}\}$ cross. However, the pair $\{\tau_{10}, \tau_6\}$ also cross but cannot be put into a ratio because they differ by more than one factor of B_i .

In general, the physical dlog form for a degenerate k -cut is

$$\sum_{a=1}^r \underbrace{\left(\frac{\bigwedge_{i \in J_a^{(k)}} dB_i}{\bigwedge_{j \in J_1^{(k)}} dB_j} \right)}_{\pm 1} \text{dlog}_{J_a^{(k)}},\tag{6.42}$$

where $J_a^{(k)}$ is a set the indexing the B_i generated by the non-crossing k -tubings associated to the degenerate k -cut: $\{\tau_a^{(k)}\}$ with $a = 1, \dots, r \geq 2$. The only freedom is the overall sign which is fixed by a choice of $\tau_1^{(k)}$ or equivalently $J_1^{(k)}$.

To see why this formula must be correct, recall that all FRW forms are generated by triangulations of the cosmological polytope that do not contain any crossed tubings. Additionally, note that each term in the triangulation comes with coefficient $+1$. Up to a sign, the non-crossing residues of $\Psi_n^{(\ell)}$ corresponding to a degenerate cut must be the same. Because of this, the relative sign of the residues and corresponding combination of dlog's that appear in $\Psi_n^{(\ell)}$ comes solely from the relative sign of the differentials $\bigwedge_{j \in J_a^{(k)}} dB_j$'s.

From the formula (6.42), it is easy to see that the B_i that cross must come with signs such that they form ratios in the dlog-form. Choose two terms corresponding to sets J_a and J_b that share $k - 1$ elements

$$J_a^{(k)} = \{(J_a^{(k)} \cap J_b^{(k)}), p\} \quad \text{and} \quad J_b^{(k)} = \{(J_a^{(k)} \cap J_b^{(k)}), q\}.\tag{6.43}$$

The tubings τ_p and τ_q necessarily cross which means that they appear on the same side of a linear relation with a “+”-sign. Thus, $B_q = -B_p + \dots$ and therefore there is a relative sign between the differentials $\bigwedge_{i \in J_a^{(k)}} dB_i$ and $\bigwedge_{j \in J_b^{(k)}} dB_j$. When combined, we find a dlog-form with the ratio B_p/B_q .

An alternative construction of the physical form associated to a degenerate boundary using a diagrammatic method for partial fractions can be found in appendix D.

Since all degenerate cuts correspond to the same topological space, the associated $\tilde{\Omega}_{J^{(k)}}$ are

the same and generated in the same way as for non-degenerate cuts. For example,

$$\left(\text{diagram of chain cut} \right) = \varphi_{35}^{4\text{-chain}} = \left(\text{dlog}_{5,6,2} - \text{dlog}_{5,10,2} \right) \wedge \text{dlog} \frac{x_3}{x_4}, \quad (6.44)$$

$$\left(\text{diagram of 3-gon cut} \right) = \varphi_{48}^{3\text{-gon}} = \text{dlog}_{8,6,3} - \text{dlog}_{8,7,3}, \quad (6.45)$$

where $\varphi_{35}^{4\text{-chain}}$ and $\varphi_{48}^{3\text{-gon}}$ can be found in appendix C.2 and C.4.

6.4 Example: the physical basis for the 3-site tree graph from cut tubings

We now demonstrate the rules governing the evolution and construction of cut tubings to enumerate the physical boundaries contributing to the DEQ system with explicit examples. We begin with the 3-site tree graph and show that our prescription involving drawing consistent residue tubings land us on the 16 physical forms listed in (4.24). For the hyperplane polynomials B_i and the associated linear relation system I for the 3-site tree graph, please refer to (4.1) and (4.4) respectively.

1-cut tubing

As discussed in section 6.2, the only allowed 1-tubing consistent with the uni-dimensional cohomology condition is the true scattering facet of the 3-site tree graph $\mathcal{C}_{3, B_{T=4}}^{(0)}$. This corresponds to the residue that yields the 5-pt flat-space tree amplitude A_5 :

$$\left(\text{diagram of 1-cut tubing} \right) \leftrightarrow \left(\text{diagram of 5-pt tree} \right), \quad (6.46)$$

as well as the physical form φ_1 given in (4.19).

2-cut tubings

Now, there are two possible ways to construct physical 2-tubings, as discussed in section 6.2:

- i) Evolve the scattering facet tubing (6.46) consistent with its good cut condition. Following the discussion leading up to (6.4), we obtain four such good 2-tubings that evolve from the scattering facet which generate the physical forms $\varphi_2, \varphi_4, \varphi_6, \varphi_4$ listed in (4.20):

$$\left(\text{diagram of 2-cut tubings} \right) \quad (6.47)$$

Each of these 2-cuts above factorize the 5-pt flat amplitude A_5 into the product $A_4 \times A_3$, as was shown in (6.20) for two such 2-cuts.

- ii) Construct physical 2-tubings by decomposing the graph into a product of two lower-point residue tubings. For the 3-site graph, we have two such possibilities:

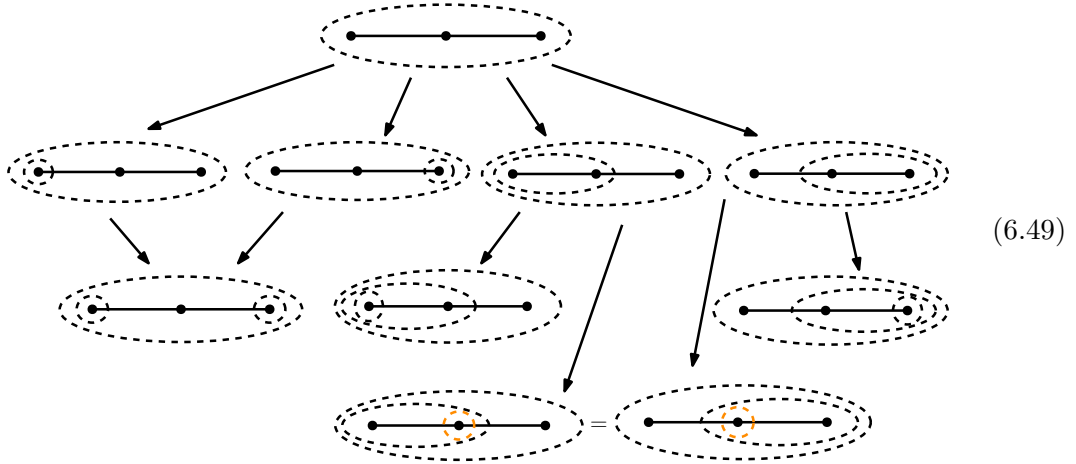
$$\begin{aligned}
 & \text{---} \circ \text{---} \circ \text{---} \circ \text{---} \leftrightarrow \text{---} \circ \text{---} \times \text{---} \circ \text{---} \circ \text{---} \circ \text{---} , \\
 & \text{---} \circ \text{---} \circ \text{---} \circ \text{---} \leftrightarrow \text{---} \circ \text{---} \circ \text{---} \circ \text{---} \times \text{---} \circ \text{---} .
 \end{aligned}
 \tag{6.48}$$

These 2-cuts correspond to the physical forms φ_3 and φ_5 in (4.20).

3-cut tubings

The construction of 3-cut tubings proceeds in three different ways, as outlined in section 6.2:

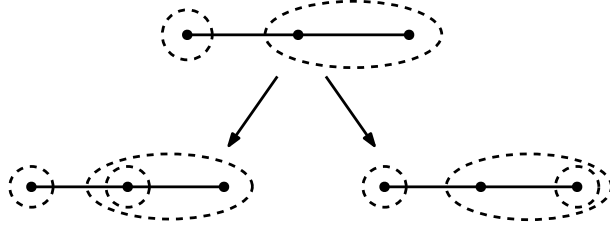
- i) Continue evolving the 2-tubings that originated from the scattering facet (6.47), except that now we have to be consistent with the appropriate degenerate cut condition. Additionally, we can construct a 3-cut consistent with the uni-dimensional cohomology condition, as shown in (6.26). Thus, we get three non-degenerate physical 3-tubings that correspond to the forms $\varphi_{13}, \varphi_{16}, \varphi_{18}$ in (4.21). The degenerate 3-cuts (6.8) are identified and counted precisely *once*; they correspond to the physical form $(\varphi_{19} - \varphi_{20})/2$. The full evolution of the scattering facet tubing into 3-cuts is depicted below:



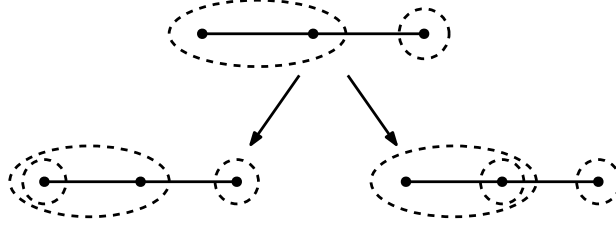
All the 3-cuts above correspond to the product $A_3 \times A_3 \times A_3$, as shown explicitly for the 3-cut in (6.26).

- ii) The second set of physical 3-tubings are obtained by evolving the 2-tubings constructed in (6.48). We note the tubings $\mathcal{C}_{2,B_5}^{(0)}$ and $\mathcal{C}_{2,B_6}^{(0)}$ in (6.48) are effectively scattering facets of a 2-site tree graph, which can be evolved without restriction (as there are no associated

minimal dependent sets I associated with $\Psi_2^{(0)}$:



(6.50)



These 3-cuts correspond to the physical forms $\varphi_{12}, \varphi_{15}, \varphi_{14}, \varphi_{17}$ in (4.21) and also decompose the flat amplitude A_5 into its three building blocks A_3 .

iii) The remaining physical 3-cut:

generates the remaining physical 3-form φ_{11} in (4.21).

For the 3-site tree graph, the maximal number of residues one can take is three and hence the flow ends with drawing all consistent 1-, 2- and 3-tubings, which are in *one-to-one* correspondence with all possible ways to factorize the 5-pt flat amplitude down to its 3-point building blocks, as demonstrated above. Therefore, these simple rules for evolving cut tubings generate the 16 physical forms in the DEQs of the 3-site tree-level wavefunction coefficient!

6.5 Example: the physical basis for 2-site 2-loop sunset graph from cut tubings

Having demonstrated the universal rules for residue tubings for the simplest 3-site tree-level graph, we show these rules in action for the 2-site 2-loop sunset graph.

Hyperplane polynomials: The FRW hyperplane polynomials B_i associated with the sunset graph are

$$\begin{aligned}
 B_1 &= \text{diagram} = x_1 + X_1 + Y_1 + Y_2 + Y_3, & B_2 &= \text{diagram} = x_2 + X_2 + Y_1 + Y_2 + Y_3, \\
 B_{T=3} &= \text{diagram} = x_1 + x_2 + X_1 + X_2, & B_4 &= \text{diagram} = x_1 + x_2 + X_1 + X_2 + 2Y_2 + 2Y_3,
 \end{aligned}$$

$$\begin{aligned}
B_5 &= \text{[Diagram: Sphere with horizontal line and two vertical loops]} = x_1 + x_2 + X_1 + X_2 + 2Y_1 + 2Y_3, & B_6 &= \text{[Diagram: Sphere with horizontal line and two horizontal loops]} = x_1 + x_2 + X_1 + X_2 + 2Y_1 + 2Y_2, \\
B_7 &= \text{[Diagram: Sphere with horizontal line and a semi-circle]} = x_1 + x_2 + X_1 + X_2 + 2Y_3, & B_8 &= \text{[Diagram: Sphere with horizontal line and two concentric circles]} = x_1 + x_2 + X_1 + X_2 + 2Y_2, \\
B_9 &= \text{[Diagram: Sphere with horizontal line and a semi-circle]} = x_1 + x_2 + X_1 + X_2 + 2Y_1.
\end{aligned} \tag{6.52}$$

Linear relations: There exists several linear relations involving the total energy hyperplane $B_{T=3}$. These include three 4-term relations giving us the minimal dependent sets

$$I_1^{(T)} = \{B_{T=3}, B_4 | B_7, B_8\}, \quad I_2^{(T)} = \{B_{T=3}, B_5 | B_7, B_9\}, \quad I_3^{(T)} = \{B_{T=3}, B_6 | B_8, B_9\}. \tag{6.53}$$

There also exists linear relations involving the other hyperplane polynomials, which all give 5-term minimal dependent sets. For example, a set involving B_9 gives us

$$I^{(9)} = \{B_1, B_2, B_9 | B_5, B_6\}. \tag{6.54}$$

However, such 5-term sets constrain the space of physical 3-cuts as per the good cut condition; hence, they will not affect our analysis for the sunset graph, where the maximal number of residues one can perform is two.

We can now construct the physical 1- and 2-cuts that contribute to the physical basis of the sunset graph.

1-cut tubings

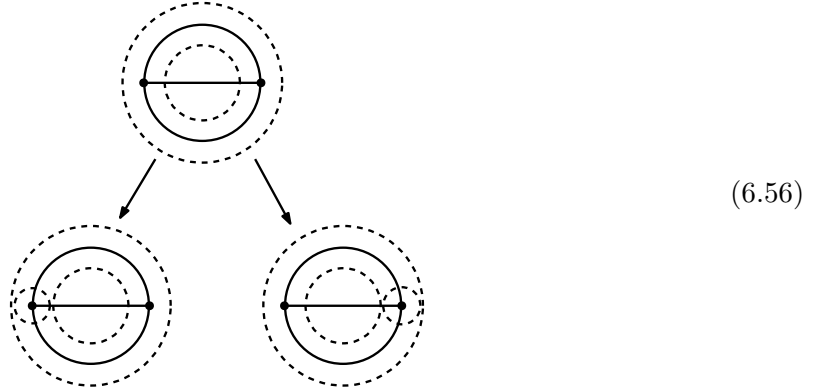
There are seven 1-tubings that are consistent with the uni-dimensional cohomology condition:

$$\begin{aligned}
& \text{[Diagram: Sphere with horizontal line and dashed outer boundary]} \quad \mathcal{C}_{2,B_4}^{(0)} & \text{[Diagram: Sphere with horizontal line and dashed outer boundary]} \quad \mathcal{C}_{2,B_5}^{(0)} & \text{[Diagram: Sphere with horizontal line and dashed outer boundary]} \quad \mathcal{C}_{2,B_6}^{(0)} & \text{[Diagram: Sphere with horizontal line and dashed outer boundary]} & \\
& \text{[Diagram: Sphere with horizontal line and dashed outer boundary]} \quad \mathcal{C}_{2,B_7}^{(0)} & \text{[Diagram: Sphere with horizontal line and dashed outer boundary]} \quad \mathcal{C}_{2,B_8}^{(0)} & \text{[Diagram: Sphere with horizontal line and dashed outer boundary]} \quad \mathcal{C}_{2,B_9}^{(0)} & \text{[Diagram: Sphere with horizontal line and dashed outer boundary]} \quad \mathcal{C}_{2,B_{T=3}}^{(2)} & \\
& & & & & \tag{6.55}
\end{aligned}$$

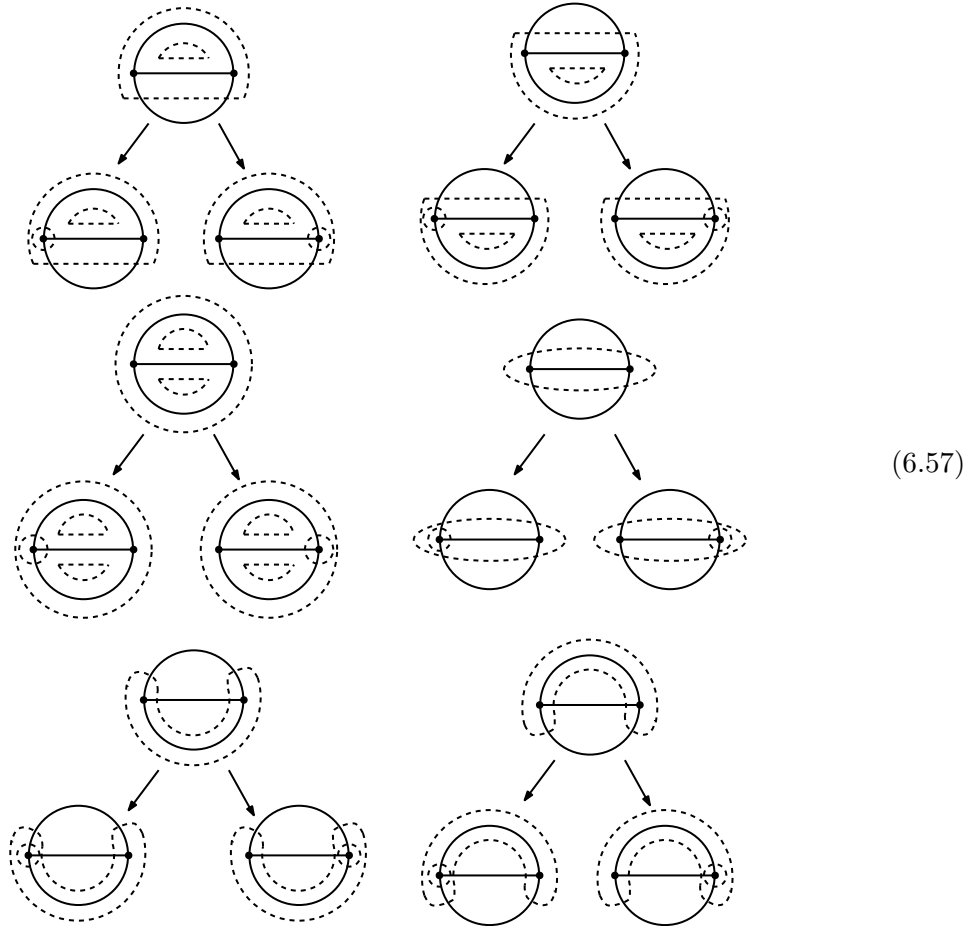
We note that in addition to the true scattering facet $\mathcal{C}_{2,B_{T=3}}^{(2)}$, there are six further physical 1-tubings.

2-cut tubings

Now, the true scattering facet $\mathcal{C}_{2,B_T=3}^{(2)}$ is evolved to 2-tubings consistent with its good cut condition resulting from the sets $I_\alpha^{(T)}$ listed in (6.53). However, coupled with the uni-dimensional cohomology condition, we only get the following two physical 2-cuts arising from the true facet:



Each of the remaining six 1-tubings are evolved to give two physical 2-cuts, consistent with the uni-dimensional cohomology condition:



The remaining 2-tubing is simply given by the product of two 1-tubings enclosing each of the vertices:



$$(6.58)$$

Counting all the seven 1-cut tubings in (6.5) along with the fifteen 2-cut tubings in (6.56), (6.57) and (6.58), yields the 22 physical forms for the sunset graph.

More generally, it is interesting to note that for a 2-site ℓ -loop graph, the uni-dimensional cohomology condition implies all its 1-cuts behave as those corresponding to a 2-site tree level graph. This, along with accounting for the single 2-cut of the form (6.58), allows us to predict the number of the physical forms contributing to the DEQs of the 2-site ℓ -loop wavefunction coefficient $\psi_2^{(\ell)}$:

$$\underbrace{(2^{\ell+1} - 1)}_{\# \text{ 1-cuts}} + \underbrace{(2^{\ell+2} - 1)}_{\# \text{ 2-cuts}} = 2(3 \cdot 2^\ell - 1). \quad (6.59)$$

This matches the counting of the physical forms for the bubble ($\ell = 1$) and the sunset ($\ell = 2$) graphs using the rules of kinematic flow [18, 19]. It serves as a new prediction for $\ell \geq 3$.

6.6 Cut stratification for trees and loops

We end this section on residue tubings with comments on certain surprising patterns associated to the space of physical boundaries/cuts for tree and loop graphs. At tree-level, the number of physical cut tubings/forms is 4^{n-1} and splits according to the codimension of the b -cuts

$$4^{n-1} = \sum_{b=1}^n \binom{n-1}{b-1} 3^{b-1}, \quad (6.60)$$

which can be organized into a Pascal triangle:

	1-cuts	2-cuts	3-cuts	4-cuts	5-cuts	6-cuts	...
	3^0	3^1	3^2	3^3	3^4	3^5	...
$n = 2$	1	1					
$n = 3$	1	2	1				
$n = 4$	1	3	3	1			
$n = 5$	1	4	6	4	1		
$n = 6$	1	5	10	10	5	1	
\vdots	\vdots	\vdots	\vdots	\vdots	\vdots	\vdots	

Importantly, we note that this stratification is topology *independent*!

The number of physical forms for n -gons at 1-loop generated by this flow of residue tubings matches the number ($= 4^n - 2(2^n - 1)$) predicted in [14]. While this data does not form a Pascal triangle structure as in the case of tree graphs, its cut stratification is given by

	1-cuts	2-cuts	3-cuts	4-cuts	...
$n = 2$ (bubble)	3	7			
$n = 3$ (triangle)	4	21	25		
$n = 4$ (box)	5	42	100	79	
\vdots	\vdots	\vdots	\vdots	\vdots	

7 Discussion and Outlook

The FRW wavefunction coefficient is expressed as a twisted integral whose integrand is associated to a particular hyperplane arrangement (geometry). Recently, the kinematic flow algorithm [16–19] demonstrated that the twisted cohomology of FRW cosmological integrands vastly over counts the number of integrands needed to define DEQs for FRW wavefunction coefficients. The minimal space of integrands that couple to the wavefunction coefficient is called the physical subspace and its characterization is imperative for understanding how to build DEQs for loop integrated wavefunction coefficients.

In this article, we demonstrate that the physical subspace is intimately tied to the physical (non-trivial) cuts/residues of the FRW form $\Psi_n^{(\ell)}$ (integrand of the FRW wavefunction coefficient). Using the intersection number (an inner product on the space of integrands) and exploiting extra structure in the dual relative twisted cohomology (automatically organized by cuts), we show that the physical subspace is spanned by the forms that share cuts/residues with $\Psi_n^{(\ell)}$ via equations (3.4) and (3.6).

We compute the DEQs for the full twisted cohomology of the 3-site chain (section 4), 4-site chain (appendix C.2) and 1-loop 3-gon (appendix C.4) graphs using the intersection number. Then, we demonstrate how to construct the physical subspace and check that this subspace has an integrable DEQs that closes. `Mathematica` files for these examples can be found at the github repository [🔗](#).

We provide geometric and graphical rules for generating the differential forms that make up the physical subspace. Importantly, one has to disentangle differential forms associated to so-called degenerate cuts. Degenerate cuts are codimension- m surfaces that correspond to the intersection of more than m (untwisted) hyperplanes ($\mathcal{B}_i = \{B_i = 0\}$). As a consequence, transposing the order of two residues in a sequential residue does not necessarily (anti-) commute. Moreover, there are relations among sequential residues and differential forms. We show that each degenerate cut contributes *only* one differential form to the physical subspace and provide a simple rule to construct this form.

Degenerate cuts are a consequence of linear relations satisfied by the polynomials that generate the cosmological hyperplane arrangement. In section 5, we show how all linear relations of a cosmological hyperplane arrangement are a result of simple graphical rules. Since each hyperplane is generated by a graphical 1-tubing of the Feynman graph, linear relations are the result of uncrossing a crossed 2-tubing.

Amazingly, these linear relations classify all physical, unphysical and degenerate cuts as well as differential forms. In section 6, we develop graphical rules for enumerating all physical cuts and identifying degenerate cuts. We also provide rules that map the diagrammatics to explicit forms. The good cut, degenerate cut and uni-dimensional cohomology conditions enumerate the physical subspace for any graph at any loop order (at the level of loop integrands). At tree-level, the physical subspace has a nice interpretation: the physical subspace is all forms associated to cuts that factorize the FRW form into exclusively flat space amplitudes. A completely satisfactory explanation of this fact is missing and left for future work.

Our results for the size of the physical subspace is in perfect agreement with other methods (kinematic flow [16–19] and [19]). Moreover, we find that there is a simple Pascal’s triangle structure to how many of the 4^{n-1} physical forms are associated with each b -cut (see (6.60)). For the ℓ -loop 2-site graph, we conjecture that the size of the physical subspace is $2(3 \cdot 2^\ell - 1)$ and break down how it is organized on each cut in equation (6.59).

The flow of cut tubings—how to evolve a physical m -cut to a physical $(m + 1)$ -cut—also predict which physical dual forms couple to each other in the DEQs. This is a consequence of the structure of dual cohomology; specifically, how the derivative produces boundary terms (see footnote 5). Then, since the dual and FRW DEQs are related by a sign and transposition, one simply reverses the arrows to get the flow of FRW forms. This effectively predicts all the zeros of the DEQs and provides a possible explanation for the mechanism responsible for the structure observed in kinematic flow. Graphical rules for determining the entries of the connection matrix akin to kinematic flow is currently under investigation.

Acknowledgments

SD and AP are grateful to Anastasia Volovich and Marcus Spradlin for valuable feedback throughout the project. We also thank Clément Dupont, Andrew McLeod, Lecheng Ren, He-Chen Weng and Karen Yeats for engaging discussions that helped shape our final results. This work was supported in part by the US Department of Energy under contract DESC0010010 Task F (SD) and by Simons Investigator Award #376208 (AP).

A From cut contours to the dual canonical form

In this appendix, we provide more intuition for the nature of dual forms by relating them to more familiar objects: cut contours. The ideas presented here are also important for the development of a diagrammatic coaction and are part of some work in progress [48].

For a positive geometry, the **canonical form** maps a dual contour $\check{\Delta}$ (bounded chamber with boundaries on either \mathcal{B}_i or \mathcal{T}_i) to an FRW form $\Omega[\check{\Delta}]$ with logarithmic singularities on $\partial\check{\Delta}$. There also exists a dual version of this map, which maps a cut contour $\Delta_J \wedge \circlearrowright_J$ (where Δ_J is a bounded chamber on the cut M_J with boundaries $\mathcal{T}_i \cap \mathcal{B}_J$) to an FRW form via the **blue**

arrow(s)

$$\begin{array}{ccc}
 \text{dual forms} & \xrightarrow{\langle \bullet | \bullet \rangle = \mathbb{1}} & \text{FRW forms} \\
 \text{dual contours} & \xrightarrow{\tilde{\Omega}} & \text{FRW contours}
 \end{array}
 \tag{A.1}$$

In this way, our basis of FRW forms inherits the essential properties of cut contours: we map contours on the space of interest to forms on the space of interest. This should be contrasted with the usual positive geometry workflow where the canonical form maps contours belonging to an axillary space to forms on the space of interest.

The first (diagonal) **blue dashed arrow** in (A.1) represents the **dual canonical form** associated to a cut contour

$$\gamma = \Delta_J \wedge \mathcal{O}_J \mapsto \tilde{\Omega}[\Delta_J \wedge \mathcal{O}_J] := \delta_J(\Omega[\Delta_J]) .
 \tag{A.2}$$

This is exactly how we build up our basis of dual forms in (3.1). The second (horrorizontal) **blue dashed arrow** in (A.1), represents choosing a basis of FRW forms that diagonalizes the intersection matrix. The following replacement rule

$$\delta_J(\Omega[\Delta_J]) \mapsto \text{dlog}[J] \wedge \tilde{\Omega}[\Delta_J] .
 \tag{A.3}$$

generates a basis of FRW forms that almost diagonalizes the intersection matrix as demonstrated by (3.3). Recall that $\tilde{\Omega}[\Delta_J]$ is obtained from $\Omega[\Delta_J]$ by removing the restriction to the cut J acting on the T_i 's (an explicit example of this procedure is given in section 4). A simple recipe for diagonalizing the degenerate cuts in physical subspace is provided in section 5.

Intuitively, the action of a dual canonical form $\tilde{\varphi} = \delta_J(\Omega[\Delta_J])$ on an FRW form φ via the intersection number should be thought of as an approximation to the the integral $\int_{\gamma} u \varphi$ where $\gamma = \Delta_J \wedge \mathcal{O}_J$ is the cut contour that generates the dual canonical form $\tilde{\varphi}$. That is,

$$\int_{\Delta_J \wedge \mathcal{O}_J} (u \times \bullet) \approx \langle \delta_J(\Omega_J[\Delta_J]) | \bullet \rangle .
 \tag{A.4}$$

Formally, this is because the dual canonical form is a realization of Poincaré duality: $H_n(M \setminus \mathcal{B}; \mathcal{L}_u) \simeq \check{H}^n(M \setminus \mathcal{B}; \nabla) = H^n(M, \mathcal{B}; \check{\nabla})$.^{19,20,21} Since we diagonalize the intersection matrix

¹⁹In general, Poincaré duality is an isomorphism between the p^{th} homology and the $(2n - p)^{\text{th}}$ cohomology where n is the complex dimension of the topological space ($M \setminus \mathcal{B}$ or (M, \mathcal{B}) in our case). For $p = n$, this is an isomorphism between the n^{th} homology and cohomology as stated in the main text.

²⁰The symbol \mathcal{L}_u is the local system to associated to the twist. Intuitively, this is extra information in the contour specifying which branch of the multi-valued function u should be used when integrating. It is only here for completeness and can be ignored for the purposes of this work.

²¹The existence of the dual canonical form should not be suprising since $H_n(M \setminus \mathcal{B}; \mathcal{L}_u)$ has an analogous decomposition to (2.14) (see [50, 56] for such a decomposition in the untwisted case).

of the physical subspace, this implies, that our physical FRW forms have a diagonal pairing with physical cut contours to leading order

$$\int_{\gamma_{\text{phys},a}} u \varphi_{\text{phys},b} \approx \delta_{ab}. \quad (\text{A.5})$$

Like physical dual forms, physical contours do not contain residues that annihilate the physical FRW form. The problems with degenerate residues of cosmological arrangements is dealt with in the same way as dual forms (section 5).

Equation (A.5) can also be thought of as a generalization of prescriptive unitarity for integrals with multi-valued integrands. Usually, prescriptive unitarity instructs one to find a basis of forms that is diagonal with respect to cut contours [57]. However, due to the twist u , the best one can do is diagonalize the leading order part of this matrix. Moreover, achieving this using the intersection number is much easier than actually carrying out the integrations and expanding in ε .

B No new poles

To show both properties it is easiest to work on the full space; kinematic and integration variables: $\mathcal{M} \setminus \mathcal{B}$. Here, we set $\mathcal{M} = \mathbb{C}^{3n+\ell-1} \setminus \mathcal{T}$ where there are $3n - 1$ total variables: n integration variables x_i , n kinematic variables X_i and an additional $n + \ell - 1$ kinematic variables Y_i . We also interpret the vanishing loci $\{T_i = 0\}$ and $\{B_i = 0\}$ on $\mathbb{C}^{3n+\ell-1}$ instead of just the integration space M .

Then all dlog-forms on the integration space M can be canonically uplifted to the full space \mathcal{M} simply by swapping all instances of dlog for $\text{D log} = \text{dlog} + \text{d}_{\text{kin}} \log$. We also upgrade the covariant derivative $\nabla \rightarrow \nabla_{\text{D}} = \nabla + \nabla_{\text{kin}} = \text{D} + \text{D log } u \wedge$. Denoting the uplift of φ by Φ , the part of $\nabla_{\text{D}} \Phi$ that is a 1-form on kinematic space is cohomologous to $\nabla_{\text{kin}} \varphi$ in the usual sense. Thus, we have a closed form dlog representation of $\nabla_{\text{kin}} \phi$

$$\nabla_{\text{kin}} \varphi \simeq \varepsilon \text{D log}(T_1 \cdots T_n) \wedge \Phi|_{(\text{kin } p > 1)\text{-forms} \rightarrow 0} \quad (\text{B.1})$$

since Φ only has simple poles and $\text{D}\Phi = 0$. The projection $(\text{kin } p > 1)\text{-forms} \rightarrow 0$ is equivalent to adding up all possible ways one can assign one $\text{D} \rightarrow \text{d}_{\text{kin}}$ with all others $\text{D} \rightarrow \text{d}$. Having a simple representation for $\nabla_{\text{kin}} \varphi$ with only simple poles allows for the use of formulas (2.16) and (2.18).

Then, the claim that $\text{Res}_K[\varphi] = 0 \implies \text{Res}_K[\nabla_{\text{kin}} \varphi] = 0$ follows straightforwardly from (B.1). Explicitly, start with the following representation for the physical differential form

$$\Psi_n^{(\ell)} = \sum_{J:|J|=n} \psi_J \text{dlog}_J \quad (\text{B.2})$$

for some coefficients $\psi_J \in \mathbb{Q}$. Since $\Psi_n^{(\ell)}$ does not have any poles on the twisted hyperplanes, only dlog_J forms need to be included in the above decomposition. Next, we make the

replacement $d\log \rightarrow D\log$ to uplift $\Psi_n^{(\ell)}$ and compute its total covariant derivative

$$\Psi_n^{(\ell)} \rightarrow \sum_{J:|J|=n} \psi_J D\log_J \quad (\text{B.3})$$

$$\nabla_D(\text{B.3}) = \varepsilon \sum_{J:|J|=n} \psi_J D\log(T_1 \cdots T_n) \wedge D\log_J \quad (\text{B.4})$$

Since the residue Res_K is simply the coefficient of $D\log_K$, we have

$$\text{Res}_K[(\text{B.3})] = \sum_{J \supset K} (-1)^{J \setminus K} \psi_J \bigwedge_{j \in J \setminus K} D\log B_j|_K \quad (\text{B.5})$$

and

$$\text{Res}_K[(\text{B.4})] = \varepsilon (-1)^{|K|} D\log(T_1 \cdots T_n|_K) \wedge (\text{B.5}) \quad (\text{B.6})$$

Therefore,


$$\text{Res}_K[\Psi_n^{(\ell)}] = (\text{B.5})|_{(\text{kin } p > 1)\text{-forms} \rightarrow 0} = 0, \quad (\text{B.7})$$

\Downarrow

$$\text{Res}_K[\nabla_{\text{kin}} \Psi_n^{(\ell)}] = (\text{B.6})|_{(\text{kin } p > 1)\text{-forms} \rightarrow 0} = 0, \quad (\text{B.8})$$

as claimed. The same manipulations work for all other basis elements, not just Ψ_n^ℓ .

C Further examples (including loops) via direct computation

In this appendix, we elaborate on how to construct the gauge transformation that splits the twisted cohomology into a physical and unphysical subspace (appendix C.1). Then we apply the methods of section 4 to the 4-site chain (appendix C.2), 4-site star (appendix C.3) and 1-loop 3-gon (appendix C.4). Using the intersection matrix, we demonstrate that the full cohomologies with dimensions 213, 312 and 99 reduce to a physical basis with 64, 64 and 50 elements in agreement with both kinematic flow [16–19] and [19]. The DEQs for the 4-site chain and 1-loop 3-gon can be found in the `Mathematica` files at the [github repository](#) .

C.1 Explicit decomposition of the 3-site chain degenerate block

To do decompose the degenerate block in the 3-site chain example, we compute the vector

$$\mathbf{w}_{4562} = \left(\text{Res}_{452}[\Psi_3^{(0)}], \text{Res}_{462}[\Psi_3^{(0)}], \text{Res}_{562}[\Psi_3^{(0)}] \right) = (1, -1, 0), \quad (\text{C.1})$$

and its nullspace, $\underline{\mathbf{W}}_{4562} := \text{Null}(\mathbf{w}_{4562})$. Next, we build the matrix

$$\underline{\tilde{U}} = \begin{pmatrix} \mathbb{1}_{18 \times 18} & & & \\ & (\mathbf{w}_{2456})_{1 \times 3} & & \\ & (\underline{\mathbf{W}}_{2456})_{2 \times 3} & & \\ & & & \mathbb{1}_{4 \times 4} \end{pmatrix} = \begin{pmatrix} \mathbb{1}_{18 \times 18} & & & \\ & 1 & -1 & 0 \\ & 0 & 0 & 1 \\ & 1 & 1 & 0 \\ & & & & \mathbb{1}_{4 \times 4} \end{pmatrix}. \quad (\text{C.2})$$

The physical basis contains a single 1-cut form,

$$\varphi_1 = \text{dlog}\left[5, \frac{1}{2}, \frac{2}{3}, \frac{3}{4}\right], \quad (\text{C.5})$$

and nine 2-cut forms

$$\begin{aligned} \varphi_2 &= \text{dlog}\left[5, 1, \frac{2}{3}, \frac{3}{4}\right], & \varphi_3 &= \text{dlog}\left[10, 1, \frac{2}{3}, \frac{3}{4}\right], & \varphi_4 &= \text{dlog}\left[5, 4, \frac{1}{2}, \frac{2}{3}\right], \\ \varphi_5 &= \text{dlog}\left[9, 4, \frac{1}{2}, \frac{2}{3}\right], & \varphi_6 &= \text{dlog}\left[5, 9, \frac{1}{2}, \frac{2}{3}\right], & \varphi_7 &= \text{dlog}\left[5, 10, \frac{2}{3}, \frac{3}{4}\right], \\ \varphi_8 &= \text{dlog}\left[5, 6, \frac{1}{2}, \frac{3}{4}\right], & \varphi_9 &= \text{dlog}\left[5, 8, \frac{1}{2}, \frac{3}{4}\right], & \varphi_{10} &= \text{dlog}\left[6, 8, \frac{1}{2}, \frac{3}{4}\right]. \end{aligned} \quad (\text{C.6})$$

Note that once restricted to the 56-, 58- and 68-cuts, the form $\text{dlog}\left(\frac{x_1}{x_2}, \frac{x_3}{x_4}\right)$ becomes the corresponding non-simplicial canonical form on that cut.

The 3-cut forms corresponding to non-degenerate boundaries are

$$\begin{aligned} \varphi_{11} &= \text{dlog}\left[8, 1, 2, \frac{3}{4}\right], & \varphi_{12} &= \text{dlog}\left[10, 1, 2, \frac{3}{4}\right], & \varphi_{13} &= \text{dlog}\left[5, 1, 4, \frac{2}{3}\right], \\ \varphi_{14} &= \text{dlog}\left[7, 1, 4, \frac{2}{3}\right], & \varphi_{15} &= \text{dlog}\left[9, 1, 4, \frac{2}{3}\right], & \varphi_{16} &= \text{dlog}\left[10, 1, 4, \frac{2}{3}\right], \\ \varphi_{17} &= \text{dlog}\left[5, 6, 1, \frac{3}{4}\right], & \varphi_{18} &= \text{dlog}\left[1, 5, 8, \frac{3}{4}\right], & \varphi_{19} &= \text{dlog}\left[5, 9, 1, \frac{2}{3}\right], \\ \varphi_{20} &= \text{dlog}\left[6, 8, 1, \frac{3}{4}\right], & \varphi_{21} &= \text{dlog}\left[10, 7, 1, \frac{2}{3}\right], & \varphi_{22} &= \text{dlog}\left[10, 8, 1, \frac{3}{4}\right], \\ \varphi_{23} &= \text{dlog}\left[8, 6, 2, \frac{3}{4}\right], & \varphi_{24} &= \text{dlog}\left[6, 3, 4, \frac{1}{2}\right], & \varphi_{25} &= \text{dlog}\left[9, 3, 4, \frac{1}{2}\right], \\ \varphi_{26} &= \text{dlog}\left[6, 8, 3, \frac{1}{2}\right], & \varphi_{27} &= \text{dlog}\left[5, 6, 4, \frac{1}{2}\right], & \varphi_{28} &= \text{dlog}\left[5, 8, 4, \frac{1}{2}\right], \\ \varphi_{29} &= \text{dlog}\left[5, 10, 4, \frac{2}{3}\right], & \varphi_{30} &= \text{dlog}\left[6, 8, 4, \frac{1}{2}\right], & \varphi_{31} &= \text{dlog}\left[9, 6, 4, \frac{1}{2}\right], \\ \varphi_{32} &= \text{dlog}\left[9, 7, 4, \frac{2}{3}\right], & \varphi_{33} &= \text{dlog}\left[5, 9, 6, \frac{1}{2}\right], & \varphi_{34} &= \text{dlog}\left[5, 10, 8, \frac{3}{4}\right], \end{aligned} \quad (\text{C.7})$$

while the 3-boundary forms corresponding to degenerate boundaries are

$$\varphi_{35} = \text{dlog}\left[5, \frac{6}{10}, 2, \frac{3}{4}\right], \quad \varphi_{36} = \text{dlog}\left[5, \frac{8}{9}, 3, \frac{1}{2}\right], \quad \varphi_{37} = \text{dlog}\left[5, \frac{9}{10}, 7, \frac{2}{3}\right]. \quad (\text{C.8})$$

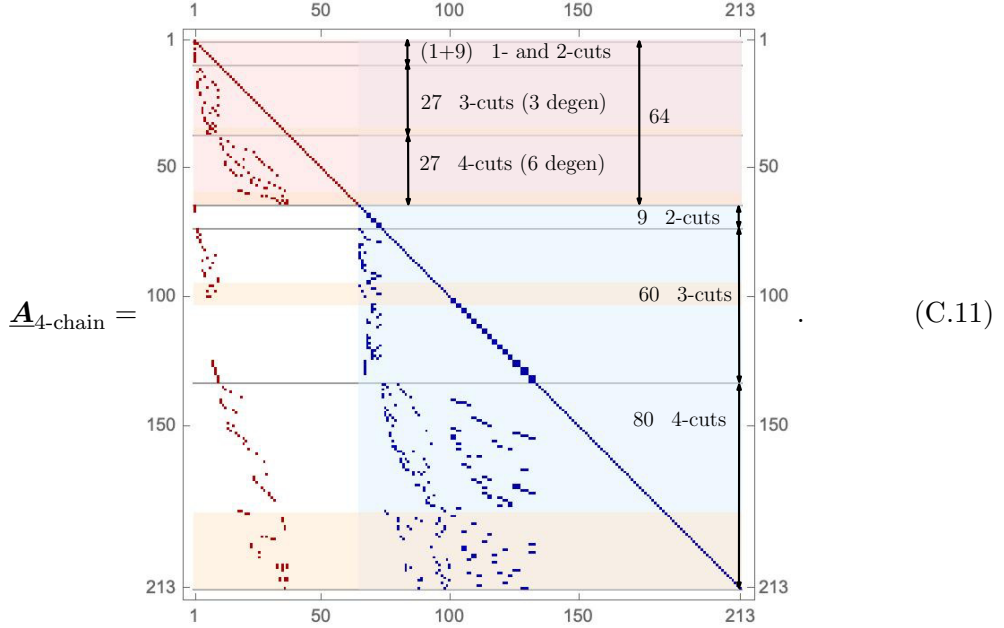
The non-degenerate 4-boundary forms:

$$\begin{aligned} \varphi_{38} &= \text{dlog}[1, 2, 3, 4], & \varphi_{39} &= \text{dlog}[8, 1, 2, 3], & \varphi_{40} &= \text{dlog}[7, 1, 2, 4], \\ \varphi_{41} &= \text{dlog}[8, 1, 2, 4], & \varphi_{42} &= \text{dlog}[10, 1, 2, 4], & \varphi_{43} &= \text{dlog}[10, 7, 1, 2], \\ \varphi_{44} &= \text{dlog}[6, 1, 3, 4], & \varphi_{45} &= \text{dlog}[7, 1, 3, 4], & \varphi_{46} &= \text{dlog}[9, 1, 3, 4], \\ \varphi_{47} &= \text{dlog}[6, 8, 1, 3], & \varphi_{48} &= \text{dlog}[5, 6, 1, 4], & \varphi_{49} &= \text{dlog}[5, 8, 1, 4], \\ \varphi_{50} &= \text{dlog}[6, 8, 1, 4], & \varphi_{51} &= \text{dlog}[9, 6, 1, 4], & \varphi_{52} &= \text{dlog}[10, 8, 1, 4], \\ \varphi_{53} &= \text{dlog}[5, 9, 6, 1], & \varphi_{54} &= \text{dlog}[6, 2, 3, 4], & \varphi_{55} &= \text{dlog}[6, 8, 2, 3], \\ \varphi_{56} &= \text{dlog}[6, 8, 2, 4], & \varphi_{57} &= \text{dlog}[9, 7, 3, 4], & \varphi_{58} &= \text{dlog}[5, 10, 8, 4]. \end{aligned} \quad (\text{C.9})$$

The degenerate 4-boundary forms:

$$\begin{aligned} \varphi_{59} &= \text{dlog}\left[5, \frac{8}{9}, 1, 3\right], & \varphi_{60} &= \text{dlog}\left[10, \frac{7}{8}, 1, 3\right], \\ \varphi_{61} &= \text{dlog}\left[5, \frac{6}{10}, 2, 4\right], & \varphi_{62} &= \text{dlog}\left[9, \frac{6}{7}, 2, 4\right], \\ \varphi_{63} &= \text{dlog}[5, 9, 6, 2] - \text{dlog}[5, 9, 7, 2] + \text{dlog}[5, 10, 7, 2], \\ \varphi_{64} &= \text{dlog}[5, 9, 7, 3] - \text{dlog}[5, 10, 7, 3] + \text{dlog}[5, 10, 8, 3]. \end{aligned} \quad (\text{C.10})$$

The resulting differential equation for the whole 213-dimensional cohomology has the following structure:



This procedure outlined in section 4 picks out a physical space with 64 elements exactly as kinematic flow [16–19] and [14]. Moreover, we have verified that the physical 64×64 submatrix of (C.11) is integrable and can be found in the [github](#) repository [🔗](#).

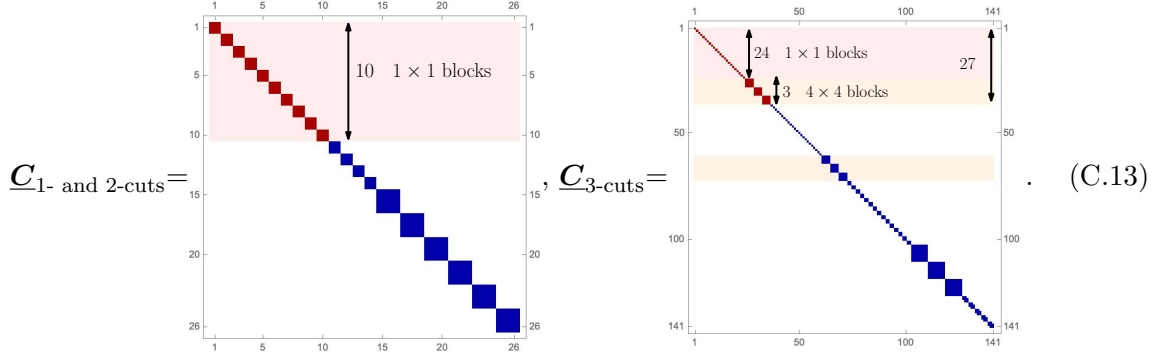
C.3 Physical basis the tree-level 4-site star

For the 4-site star graph, we computed the intersection matrix of the over complete basis of 377 forms. The corresponding intersection matrix

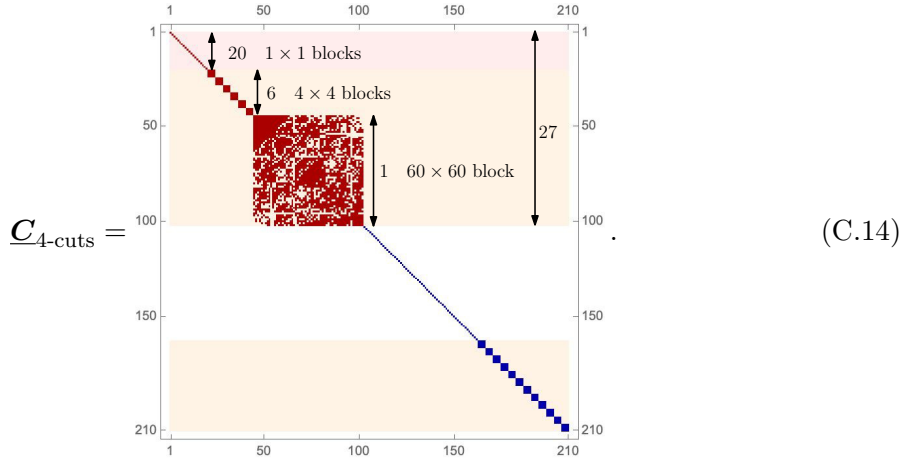
$$\underline{\mathcal{C}}_{4\text{-star}} = \begin{pmatrix} \underline{\mathcal{C}}_{1\text{- and 2-cuts}} & & \\ & \underline{\mathcal{C}}_{3\text{-cuts}} & \\ & & \underline{\mathcal{C}}_{4\text{-cuts}} \end{pmatrix}, \quad (\text{C.12})$$

has rank 312 which is the dimension of the FRW cohomology. The intersection matrix corresponding to 1- and 2-cut forms is full rank and contains 10 elements that couple to the physical FRW form. There are three degenerate 3-cuts: manifesting as three 4×4 blocks in

the intersection matrix:



There are seven degenerate 4-cuts: six 4×4 blocks and one 60×60 block that couple to $\Psi_{4\text{-star}}^{(0)}$

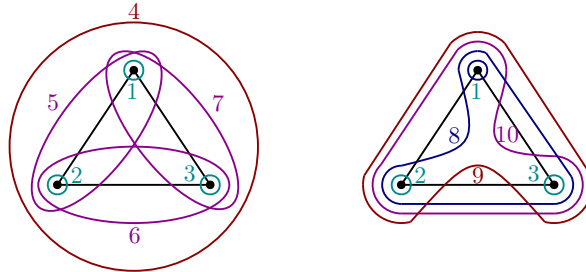


Knowing that each degenerate block only contributes one element to the physical basis, we obtain 64 elements for the physical basis.

It is highly non-trivial that the degenerate blocks of different topologies conspire in just the right way to produce the 2^{n-1} counting for tree-level FRW correlators. It is a special feature of the hyperplane arrangement generated by the cosmological polytope.

C.4 Physical basis for the 1-loop 3-gon

The hyperplane arrangement corresponding to the 1-loop 3-site diagram is generated by the 10 tubings below:



The triangulation for the canonical function is

$$\frac{\hat{\Omega}_{3\text{-gon}}^{(1)}}{8Y_1Y_2Y_3} = \text{Diagram 1} + 2 \times \text{rotations} + \text{Diagram 2} + 2 \times \text{rotations}. \quad (\text{C.15})$$

The over complete set of forms (3.1) and (3.2) for the 1-loop 3-gon has 102 elements while the Euler characteristic/rank of the intersection matrix is 99. There are three degenerate 4×4 block (3-cuts).

Unlike at tree-level, there are $1+n$ non-trivial 1-boundaries for any n -gon at 1-loop. In this example, $n = 3$ and there are 4 non-trivial 1-boundary forms:

$$\varphi_1 = \text{dlog}[4, \frac{1}{2}, \frac{2}{3}], \quad \varphi_2 = \text{dlog}[8, \frac{1}{2}, \frac{2}{3}], \quad \varphi_3 = \text{dlog}[9, \frac{1}{2}, \frac{2}{3}], \quad \varphi_4 = \text{dlog}[10, \frac{1}{2}, \frac{2}{3}], \quad (\text{C.16})$$

There are 21 2-boundary forms:

$$\begin{aligned} \varphi_5 &= \text{dlog}[4, 1, \frac{2}{3}], & \varphi_6 &= \text{dlog}[6, 1, \frac{2}{3}], & \varphi_7 &= \text{dlog}[8, 1, \frac{2}{3}], & \varphi_8 &= \text{dlog}[10, 1, \frac{2}{3}], \\ \varphi_9 &= \text{dlog}[4, 2, \frac{1}{3}], & \varphi_{10} &= \text{dlog}[7, 2, \frac{1}{3}], & \varphi_{11} &= \text{dlog}[8, 2, \frac{1}{3}], & \varphi_{12} &= \text{dlog}[9, 2, \frac{1}{3}], \\ \varphi_{13} &= \text{dlog}[4, 3, \frac{1}{2}], & \varphi_{14} &= \text{dlog}[5, 3, \frac{1}{2}], & \varphi_{15} &= \text{dlog}[9, 3, \frac{1}{2}], & \varphi_{16} &= \text{dlog}[10, 3, \frac{1}{2}], \\ \varphi_{17} &= \text{dlog}[4, 5, \frac{1}{2}], & \varphi_{18} &= \text{dlog}[4, 6, \frac{2}{3}], & \varphi_{19} &= \text{dlog}[4, 7, \frac{1}{3}], & \varphi_{20} &= \text{dlog}[9, 5, \frac{1}{2}], \\ \varphi_{21} &= \text{dlog}[10, 5, \frac{1}{2}], & \varphi_{22} &= \text{dlog}[8, 6, \frac{2}{3}], & \varphi_{23} &= \text{dlog}[10, 6, \frac{2}{3}], & \varphi_{24} &= \text{dlog}[8, 7, \frac{1}{3}], \\ \varphi_{25} &= \text{dlog}[9, 7, \frac{1}{3}]. \end{aligned} \quad (\text{C.17})$$

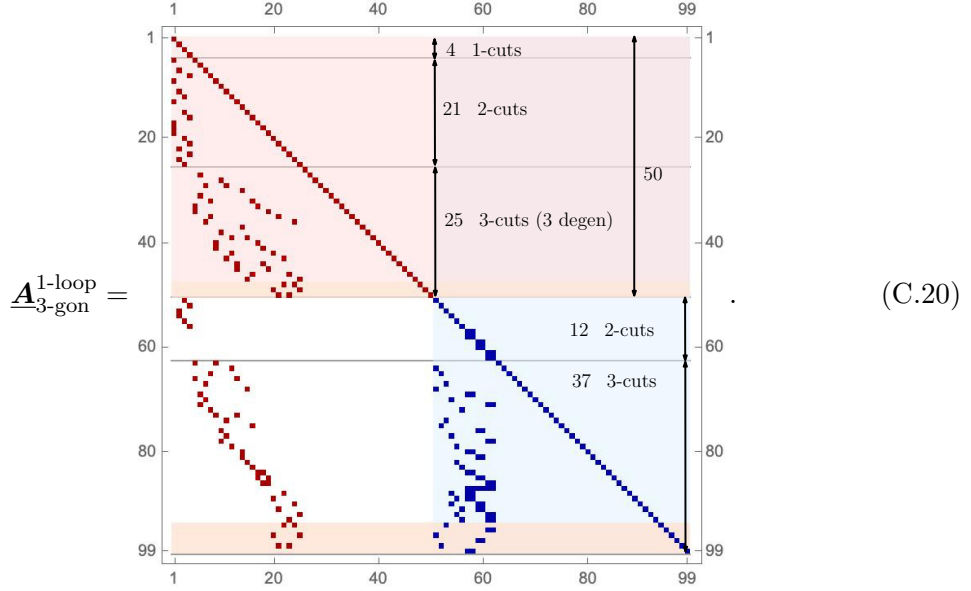
There are 25 3-boundary forms:

$$\begin{aligned} \varphi_{26} &= \text{dlog}[1, 2, 3], & \varphi_{27} &= \text{dlog}[6, 1, 2], & \varphi_{28} &= \text{dlog}[7, 1, 2], & \varphi_{29} &= \text{dlog}[8, 1, 2], \\ \varphi_{30} &= \text{dlog}[5, 1, 3], & \varphi_{31} &= \text{dlog}[6, 1, 3], & \varphi_{32} &= \text{dlog}[10, 1, 3], & \varphi_{33} &= \text{dlog}[5, 1, 4], \\ \varphi_{34} &= \text{dlog}[7, 1, 4], & \varphi_{35} &= \text{dlog}[10, 1, 5], & \varphi_{36} &= \text{dlog}[8, 7, 1], & \varphi_{37} &= \text{dlog}[5, 2, 3], \\ \varphi_{38} &= \text{dlog}[7, 2, 3], & \varphi_{39} &= \text{dlog}[9, 2, 3], & \varphi_{40} &= \text{dlog}[4, 5, 2], & \varphi_{41} &= \text{dlog}[4, 6, 2], \\ \varphi_{42} &= \text{dlog}[9, 5, 2], & \varphi_{43} &= \text{dlog}[8, 6, 2], & \varphi_{44} &= \text{dlog}[4, 6, 3], & \varphi_{45} &= \text{dlog}[4, 7, 3], \\ \varphi_{46} &= \text{dlog}[10, 6, 3], & \varphi_{47} &= \text{dlog}[9, 7, 3]. \end{aligned} \quad (\text{C.18})$$

Note that there are three degenerate blocks in this example

$$\varphi_{48} = \text{dlog}[8, \frac{7}{6}, 3], \quad \varphi_{49} = \text{dlog}[9, \frac{5}{7}, 1], \quad \varphi_{50} = \text{dlog}[10, \frac{6}{5}, 2]. \quad (\text{C.19})$$

Computing the differential equation for the 99 linearly independent elements and partitioning into a physical and unphysical space we find



In particular, we find that the size of the physical basis is 50 elements, which agrees with [14]. Moreover, we have also checked that the 50×50 physical submatrix of (C.20) is integrable. `Mathematica` files for this example can be found at [\[14\]](#).

D Diagrammatic partial fractions

Usually, the simplest way to compute the canonical form is by adding up the canonical forms associated to a specific triangulation of the cosmological polytope that correspond to all the complete non-crossing tubings.²² Explicitly, if \mathbb{T} is the set of all complete non-crossing tubings, the canonical form and function are

$$\Omega_n^{(\ell)} = \hat{\Omega}_n^{(\ell)} \frac{d^n \mathbf{X} \wedge d^{n+\ell-1} \mathbf{Y}}{\text{GL}(1)}, \quad \hat{\Omega}_n^{(\ell)} = \left(\prod_{i=1}^{n+\ell-1} 2Y_i \right) \left(\sum_{\tau \in \mathbb{T}} \prod_{t \in \tau} \frac{1}{S_t} \right). \quad (\text{D.1})$$

For FRW correlators, we are interested in the form (2.7) which is an n -form in \mathbf{x} -space. Each complete non-crossing tubing contains $2n + \ell - 1$ tubings or equivalently each term of (2.5) contains $2n + \ell - 1$ denominators.

To isolate the specific linear combination of dlog-forms of a degenerate boundary in the physical wavefunction, it is useful to think of the canonical function as a rational function of only the \mathbf{X} (or \mathbf{x} after the shift). From this perspective, each term in (2.5) has more linear factors in the denominator than variables. Therefore, we partial fraction each term until there

²²A complete non-crossing tubing is a tubing with $2n + \ell - 1$ tubings that do not intersect.

are only n denominators. Thankfully, this can be done in a simple graphical way that leads to an analytic formula without any calculation!

Start by identifying a “large” tubing S^{out} and a set of its subtubings that encircle all vertices in S^{out} once $S_1^{\text{in}}, \dots, S_m^{\text{in}}$

$$\text{Diagram} := \prod_{i: S_i^{\text{in}} \text{ inside } S^{\text{out}}} \frac{1}{S_i}. \quad (\text{D.2})$$

Here, each S_i^{in} must be a “large” tubing that contains further nested subtubings or a bare vertex. The gray external lines denote the possibility that S^{out} is only a small piece of larger tubing. The gray internal tubing is a place holder for the possibility of tubings that encircle the S_i^{in} as a whole. Then,

$$(\text{D.2}) = \frac{1}{2Y^{\text{out}}} \left[\sum_{i=1}^m \text{Diagram}_i \right] \quad (\text{D.3})$$

where the dashed tubings above correspond to deleting that tubing, $Y^{\text{out}} = \sum_{e \in \mathcal{E}^{\text{out}}} Y_e$ and \mathcal{E}^{out} is the set of edges that are *wholly within* S^{out} (i.e., not are crossed by S^{out}). It is easy to see that $\sum_{i=1}^m S_i^{\text{in}} - S^{\text{out}}$ is only a function of the Y_i since each vertex is encircled the same number of times in the collection of the S_i^{in} and S^{out} . Then all edges that cross S^{out} are also crossed by the S_i^{in} and therefore cancel in the difference. Hence, we are left with twice²³ the sum of all Y_i 's wholly within S^{out} .

The simplest example is the 2-site chain, which has one complete non-crossing tubing

$$\hat{\Omega}_2^{(0)} = \frac{2Y}{S_1 S_2 S_3} = \text{Diagram} \quad (\text{D.4})$$

Choosing $S^{\text{out}} = S_3$ and $S_i^{\text{in}} = S_i$, we can multiply the canonical function by unity

$$\hat{\Omega}_2^{(0)} = \frac{\overbrace{S_1 + S_2 - S_3}^{=1}}{2Y} \hat{\Omega}_2^{(0)} = \text{Diagram}_1 + \text{Diagram}_2 - \text{Diagram}_3 - \text{Diagram}_4.$$

Now that we have understood how to partial fraction the maximal non-crossing tubings it is fairly straightforward to show that the terms in the canonical function that correspond to maximal codimension degenerate boundaries come with the same relative sign.

²³The factor of two comes from the fact that the collection of S_i^{in} must cross each edge wholly within S^{out} twice.

While more complicated, it is also straightforward to verify that the dlog-forms corresponding to non-maximal codimension degenerate boundaries always come in linear combinations without relative signs. For example, suppose we want to know the linear combination of the degenerate propagators

$$\frac{1}{S_5 S_9 S_3} = \text{diagram 1}, \quad \frac{1}{S_5 S_8 S_3} = \text{diagram 2}, \quad (\text{D.5})$$

that appear in the canonical form. From the triangulation (C.4), it is easy to see that the only dlog 4-forms containing both (D.5) contain a S_1 or S_2 . However, it turns out the the coefficients of $1/(S_5 S_9 S_3 S_2)$ and $1/(S_5 S_8 S_3 S_2)$ vanish. Therefore, we seek the coefficients of

$$\frac{1}{S_5 S_9 S_3 S_2} = \text{diagram 3}, \quad \frac{1}{S_5 S_8 S_3 S_2} = \text{diagram 4}, \quad (\text{D.6})$$

Using crosses to denote the choice of S^{out} and S_i^{in} we partial fraction each term in the triangulation throwing away all terms the do not contain (D.6)

$$\begin{aligned} & \text{diagram 5} \rightarrow \frac{1}{2Y_3} \text{diagram 6} \\ & \rightarrow \frac{1}{4Y_2 Y_3} \text{diagram 7} \rightarrow \frac{1}{8(Y_1+Y_2)Y_2 Y_3} \text{diagram 8}, \end{aligned} \quad (\text{D.7})$$

$$\begin{aligned} & \text{diagram 9} \rightarrow \frac{1}{2Y_3} \text{diagram 10} \\ & \rightarrow \frac{1}{4Y_1 Y_3} \text{diagram 11} \rightarrow \frac{1}{8(Y_1+Y_2)Y_1 Y_3} \text{diagram 12}, \end{aligned} \quad (\text{D.8})$$

$$\begin{aligned} & \text{diagram 13} \rightarrow \frac{1}{2Y_2} \text{diagram 14} \\ & \rightarrow \frac{1}{4(Y_1+Y_2)Y_2} \text{diagram 15} \rightarrow \frac{1}{8(Y_1+Y_2)Y_2 Y_3} \text{diagram 16}, \end{aligned} \quad (\text{D.9})$$

$$\begin{aligned}
& \xrightarrow{-1} \frac{-1}{2Y_1} \text{Diagram 2} \\
& \xrightarrow{-1} \frac{-1}{4Y_1(Y_1+Y_2)} \text{Diagram 3} \xrightarrow{-1} \frac{-1}{8Y_1(Y_1+Y_2)Y_3} \text{Diagram 4}. \tag{D.10}
\end{aligned}$$

Adding equations (D.7)-(D.10) together, one finds

$$\frac{1}{8Y_1Y_2Y_3} \left[\text{Diagram 1} + \text{Diagram 2} \right] = \frac{1}{8Y_1Y_2Y_3S_1} \left(\frac{1}{S_5S_9S_3} + \frac{1}{S_5S_9S_3} \right). \tag{D.11}$$

To turn this into the dlog-form of interest, we shift $\mathbf{x} \rightarrow \mathbf{X}$ and multiply by the volume form $d^4\mathbf{x}$

$$\begin{aligned}
\frac{d^4\mathbf{x}}{B_1} \left(\frac{1}{B_5B_9B_3} + \frac{1}{B_5B_8B_3} \right) &= \frac{d^4\mathbf{x}}{dB_5 \wedge dB_9 \wedge dB_3 \wedge dB_1} \text{dlog}[5, 9, 3, 1] \\
&+ \frac{d^4\mathbf{x}}{dB_5 \wedge dB_8 \wedge dB_3 \wedge dB_1} \text{dlog}[5, 8, 3, 1], \tag{D.12} \\
&= \text{dlog}[5, \frac{8}{9}, 3, 1].
\end{aligned}$$

The additive positivity of the partial fractioned canonical function is reflected in the fact that the pair of crossing hyperplanes in the degenerate boundary (B_8 and B_9) appear as a ratio in the above dlog-form.

References

- [1] N. Arkani-Hamed, D. Baumann, H. Lee and G. L. Pimentel, *The Cosmological Bootstrap: Inflationary Correlators from Symmetries and Singularities*, *JHEP* **04** (2020) 105, [[1811.00024](#)].
- [2] D. Baumann, D. Green, A. Joyce, E. Pajer, G. L. Pimentel, C. Sleight et al., *Snowmass White Paper: The Cosmological Bootstrap*, in *Snowmass 2021*, 3, 2022, [[2203.08121](#)].
- [3] D. Baumann, C. Duaso Pueyo, A. Joyce, H. Lee and G. L. Pimentel, *The cosmological bootstrap: weight-shifting operators and scalar seeds*, *JHEP* **12** (2020) 204, [[1910.14051](#)].
- [4] D. Baumann, C. Duaso Pueyo, A. Joyce, H. Lee and G. L. Pimentel, *The Cosmological Bootstrap: Spinning Correlators from Symmetries and Factorization*, *SciPost Phys.* **11** (2021) 071, [[2005.04234](#)].
- [5] E. Pajer, D. Stefanyszyn and J. Supel, *The Boostless Bootstrap: Amplitudes without Lorentz boosts*, *JHEP* **12** (2020) 198, [[2007.00027](#)].
- [6] E. Pajer, *Building a Boostless Bootstrap for the Bispectrum*, *JCAP* **01** (2021) 023, [[2010.12818](#)].
- [7] N. Arkani-Hamed, P. Benincasa and A. Postnikov, *Cosmological polytopes and the wavefunction of the universe*, [[1709.02813](#)].

- [8] P. Benincasa and G. Dian, *The Geometry of Cosmological Correlators*, [2401.05207](#).
- [9] P. Benincasa, *Cosmological Polytopes and the Wavefunction of the Universe for Light States*, [1909.02517](#).
- [10] A. Hillman, *Symbol Recursion for the dS Wave Function*, [1912.09450](#).
- [11] S. A. Salcedo, M. H. G. Lee, S. Melville and E. Pajer, *The Analytic Wavefunction*, *JHEP* **06** (2023) 020, [[2212.08009](#)].
- [12] M. H. G. Lee, *From amplitudes to analytic wavefunctions*, *JHEP* **03** (2024) 058, [[2310.01525](#)].
- [13] S. De and A. Pokraka, *Cosmology meets cohomology*, *JHEP* **03** (2024) 156, [[2308.03753](#)].
- [14] S. He, X. Jiang, J. Liu, Q. Yang and Y.-Q. Zhang, *Differential equations and recursive solutions for cosmological amplitudes*, [2407.17715](#).
- [15] F. Gasparotto, P. Mazloumi and X. Xu, *Differential equations for tree-level cosmological correlators with massive states*, [2411.05632](#).
- [16] N. Arkani-Hamed, D. Baumann, A. Hillman, A. Joyce, H. Lee and G. L. Pimentel, *Differential Equations for Cosmological Correlators*, [2312.05303](#).
- [17] N. Arkani-Hamed, D. Baumann, A. Hillman, A. Joyce, H. Lee and G. L. Pimentel, *Kinematic Flow and the Emergence of Time*, [2312.05300](#).
- [18] D. Baumann, H. Goodhew and H. Lee, *Kinematic Flow for Cosmological Loop Integrands*, [2410.17994](#).
- [19] Y. Hang, *A Note on Kinematic Flow and Differential Equations for Two-Site One-Loop Graph in FRW Spacetime*, [2410.17192](#).
- [20] P. Benincasa, G. Brunello, M. K. Mandal, P. Mastrolia and F. Vazão, *On one-loop corrections to the Bunch-Davies wavefunction of the universe*, [2408.16386](#).
- [21] P. Benincasa and F. Vazão, *The Asymptotic Structure of Cosmological Integrals*, [2402.06558](#).
- [22] J. Chen, B. Feng and Y.-X. Tao, *Multivariate hypergeometric solutions of cosmological (dS) correlators by dlog-form differential equations*, [2411.03088](#).
- [23] T. W. Grimm and A. Hoefnagels, *Reductions of GKZ Systems and Applications to Cosmological Correlators*, [2409.13815](#).
- [24] C. Fevola, G. L. Pimentel, A.-L. Sattelberger and T. Westerdijk, *Algebraic Approaches to Cosmological Integrals*, [2410.14757](#).
- [25] B. Fan and Z.-Z. Xianyu, *Cosmological Amplitudes in Power-Law FRW Universe*, [2403.07050](#).
- [26] Z.-Z. Xianyu and J. Zang, *Inflation correlators with multiple massive exchanges*, *JHEP* **03** (2024) 070, [[2309.10849](#)].
- [27] Y. Ema and K. Mukaida, *Cutting rule for in-in correlators and cosmological collider*, [2409.07521](#).
- [28] D. Ghosh, E. Pajer and F. Ullah, *Cosmological cutting rules for Bogoliubov initial states*, [2407.06258](#).
- [29] S. Agui Salcedo and S. Melville, *The cosmological tree theorem*, *JHEP* **12** (2023) 076, [[2308.00680](#)].

- [30] X. Tong, Y. Wang and Y. Zhu, *Cutting rule for cosmological collider signals: a bulk evolution perspective*, *JHEP* **03** (2022) 181, [[2112.03448](#)].
- [31] D. Baumann, W.-M. Chen, C. Duaso Pueyo, A. Joyce, H. Lee and G. L. Pimentel, *Linking the singularities of cosmological correlators*, *JHEP* **09** (2022) 010, [[2106.05294](#)].
- [32] H. Goodhew, S. Jazayeri, M. H. G. Lee and E. Pajer, *Cutting cosmological correlators*, *JCAP* **08** (2021) 003, [[2104.06587](#)].
- [33] S. Melville and E. Pajer, *Cosmological Cutting Rules*, *JHEP* **05** (2021) 249, [[2103.09832](#)].
- [34] H. Goodhew, S. Jazayeri and E. Pajer, *The Cosmological Optical Theorem*, *JCAP* **04** (2021) 021, [[2009.02898](#)].
- [35] N. Arkani-Hamed and P. Benincasa, *On the Emergence of Lorentz Invariance and Unitarity from the Scattering Facet of Cosmological Polytopes*, [1811.01125](#).
- [36] K. Aomoto, M. Kita, T. Kohno and K. Iohara, *Theory of Hypergeometric Functions*. Springer Monographs in Mathematics. Springer Japan, 2011.
- [37] M. Yoshida, *Hypergeometric functions, my love: modular interpretations of configuration spaces*, vol. 32. Springer Science & Business Media, 2013.
- [38] S.-J. Matsubara-Heo, S. Mizera and S. Telen, *Four Lectures on Euler Integrals*, [2306.13578](#).
- [39] S. Caron-Huot and A. Pokraka, *Duals of Feynman Integrals. Part II. Generalized unitarity*, *JHEP* **04** (2022) 078, [[2112.00055](#)].
- [40] P. Mastrolia and S. Mizera, *Feynman Integrals and Intersection Theory*, *JHEP* **02** (2019) 139, [[1810.03818](#)].
- [41] S. Caron-Huot and A. Pokraka, *Duals of Feynman integrals. Part I. Differential equations*, *JHEP* **12** (2021) 045, [[2104.06898](#)].
- [42] H. Frellesvig, F. Gasparotto, M. K. Mandal, P. Mastrolia, L. Mattiazzi and S. Mizera, *Vector Space of Feynman Integrals and Multivariate Intersection Numbers*, *Phys. Rev. Lett.* **123** (2019) 201602, [[1907.02000](#)].
- [43] S. Mizera and A. Pokraka, *From Infinity to Four Dimensions: Higher Residue Pairings and Feynman Integrals*, *JHEP* **02** (2020) 159, [[1910.11852](#)].
- [44] J. M. Henn, *Multiloop integrals in dimensional regularization made simple*, *Phys. Rev. Lett.* **110** (2013) 251601, [[1304.1806](#)].
- [45] M. H. G. Lee, C. McCulloch and E. Pajer, *Leading loops in cosmological correlators*, *JHEP* **11** (2023) 038, [[2305.11228](#)].
- [46] C. Chowdhury, A. Lipstein, J. Mei, I. Sachs and P. Vanhove, *The Subtle Simplicity of Cosmological Correlators*, [2312.13803](#).
- [47] N. Arkani-Hamed, Y. Bai and T. Lam, *Positive Geometries and Canonical Forms*, *JHEP* **11** (2017) 039, [[1703.04541](#)].
- [48] A. McLeod, L. Ren and A. Pokraka, “A diagrammatic coaction for cosmological correlators (work in progress).”
- [49] S. Abreu, R. Britto, C. Duhr, E. Gardi and J. Matthew, *From positive geometries to a coaction on hypergeometric functions*, *JHEP* **02** (2020) 122, [[1910.08358](#)].

- [50] R. C. Hwa and V. L. Teplitz, *Homology and feynman integrals, (No Title)* (1966) .
- [51] K. Matsumoto, *Intersection numbers for logarithmic k-forms, Osaka J. Math.* **35** (1998) 873–893.
- [52] P. Benincasa, A. J. McLeod and C. Vergu, *Steinmann Relations and the Wavefunction of the Universe, Phys. Rev. D* **102** (2020) 125004, [[2009.03047](#)].
- [53] P. Benincasa and W. J. T. Bobadilla, *Physical representations for scattering amplitudes and the wavefunction of the universe, SciPost Phys.* **12** (2022) 192, [[2112.09028](#)].
- [54] C. Dupont, *The orlik-solomon model for hypersurface arrangements*, 2015.
- [55] P. Orlik and L. Solomon, *Combinatorics and topology of complements of hyperplanes, Inventiones mathematicae* **56** (1980) 167–189.
- [56] F. Pham, *Singularities of integrals: Homology, hyperfunctions and microlocal analysis.* Universitext. Springer London, 2011.
- [57] J. L. Bourjaily, E. Herrmann and J. Trnka, *Prescriptive Unitarity, JHEP* **06** (2017) 059, [[1704.05460](#)].