

# VCBench: A Controllable Benchmark for Symbolic and Abstract Challenges in Video Cognition

Chenglin Li   Qianglong Chen   Zhi Li   Feng Tao   Yin Zhang  
Zhejiang University  
Hangzhou, China

{lichenglin, chenqianglong, lizhi, fengtao, zhangyin}@zju.edu.cn

## Abstract

*Recent advancements in Large Video-Language Models (LVLMs) have led to the development of benchmarks aimed at assessing cognitive abilities. However, most existing benchmarks heavily rely on web-collected videos paired with human annotations or model-generated questions, which limit control over the video content and fall short in evaluating advanced cognitive abilities involving symbolic and abstract concepts. To address these limitations, we introduce VCBench, a controllable benchmark to assess LVLMs' cognitive abilities, involving symbolic and abstract elements at varying difficulty levels. By generating video data with the Python-based engine, VCBench allows for precise control over the video content, creating dynamic, task-oriented videos that feature complex scenes and abstract concepts. Each task is paired with customized question templates tailored to specific cognitive challenges, providing a rigorous evaluation test. Our evaluation reveals that even state-of-the-art (SOTA) models, such as Qwen2-VL-72B, struggle with simple video cognition tasks involving abstract concepts, with performance sharply dropping by 19% as video complexity rises. These findings reveal the current limitations of LVLMs in advanced cognitive tasks and highlight the critical role of VCBench in driving research toward more robust and generalized LVLMs for complex video*

*cognition challenges.*

## 1. Introduction

With the rapid advancement of artificial intelligence (AI), large video-language models (LVLMs) have emerged as essential tools for video understanding [23, 24, 29, 45, 60, 63]. To unlock their full potential, LVLMs must exhibit cognitive abilities that approximate human-like perception and reasoning [18, 47]. While recent evaluations of large language models (LLMs) and image-based models have increasingly focused on advanced cognition [7, 9, 41], current benchmarks for video-based models [5, 11, 14, 25, 26, 36, 62] continue to overlook advanced cognitive abilities fundamental to both humans and AI. Furthermore, existing benchmarks largely focus on video domain and duration [14, 25, 26, 51], without precise control over video content and difficulty, resulting in limited assessment of cognitive depth required for advanced video understanding. Constructing benchmarks from real-world videos also poses challenges, including intensive prompt engineering, manual annotation, and data filtering [5, 16, 25, 32, 36, 38, 53], along with the risk of data leakage where video content may inadvertently be included in model training [58]. To address these limitations, we introduce **VCBench**, a controllable Video Cognitive Benchmark designed to evaluate the cognitive capabilities of LVLMs.

Benchmarks	Video Samples	QA Pairs	Data Type	ST-T	GT	AT	Controllable
AutoEval-Video [5]	327	327	WV/HQ	✗	✓	✗	✗
Video-Bench [36]	5,917	5,917	WV/HQ	✗	✗	✓	✗
MMBench-Video [11]	609	1,998	WV/HQ	✓	✓	✓	✗
MVBench [25]	3,641	4,000	WV/GQ	✗	✗	✗	✗
Video-MME [14]	900	900	WV/HQ	✓	✗	✓	✗
VideoVista [26]	894	3,402	WV/GQ	✓	✗	✓	✗
VCBench	800	3,270	SV/GQ	✓	✓	✓	✓

Table 1. Comparison of existing video benchmarks across key dimensions: data type (video source and QA type), spatiotemporal testing (ST-T), game-environment testing (GT), audio testing (AT), and controllability. WV: web-collected video; SV: synthetic video; GQ: QA generated by language models; HQ: human-labeled QA.

VCBench offers a fully programmatic approach to synthetic videos, allowing precise control over both content and complexity to evaluate the cognitive abilities of LVLMs. The video scenes integrate symbolic elements and abstract concepts, containing symbolic objects, abstract attributes (color, shape, and size), abstract actions (action type, action speed, and direction), and spatial (2D and 3D) and temporal relationships across easy-to-difficult video scenarios. For each video scene, we carefully design specific question templates with GPT4 to evaluate multiple key dimensions of video cognition. These dimensions include Object Perception [42], Action Perception [22], Spatial Reasoning [34, 44], Temporal Reasoning [35], and comprehension within gaming and full-modal environments [10, 37, 43]. Table 1 presents a comparative analysis of VCBench alongside existing benchmarks. Through extensive testing on LVLMs fine-tuned with video question-answer tasks, VCBench provides a detailed evaluation that reveals previously overlooked insights. While some models perform similarly on simple videos, a clear performance gap becomes evident as video difficulty rises to medium and difficult levels. Notably, even advanced LVLMs, such as Qwen2-VL-72B, struggle with advanced cognition of simple videos with symbolic elements, sharply declining performance as complexity rises. Specifically, Qwen2-VL-72B shows a 7% performance drop in the ‘Sky Battle’ scene with five added enemy planes and a further 10% decline at the highest difficulty. These

findings highlight the urgent need for developing LVLMs with advanced cognition, especially for handling abstract and complex video scenarios, thereby setting a foundation for future research.

## 2. Related Work

### 2.1. Video-LMMs and Benchmark

Recent advancements in large multi-modal models [30, 31, 50, 64] have greatly enhanced perception and reasoning capabilities across various domains, especially in image-based tasks [13, 54, 67]. As multi-modal research continues to evolve, there is a growing shift from static images to dynamic video content to tackle the complexities of video understanding [27]. Early explorations in video understanding for LMMs have shown promising results [23, 24, 27, 29, 40, 57, 60, 63]. Meanwhile, active research has focused on constructing benchmarks to assess LVLm capabilities [5, 11, 14, 25, 26, 36]. For instance, MVBench [25] provides a comprehensive suite of task-specific videos covering 20 varied tasks, marking substantial progress in video comprehension. MMBench-Video [11] uses extended videos from YouTube and applies free-form questioning to better simulate real-world video understanding tasks. However, most existing video-based benchmarks primarily focus on basic video comprehension, often overlooking abstract cognitive tasks and offering limited control over video content. To address these limitations, we introduce VCBench, a controllable video cognition

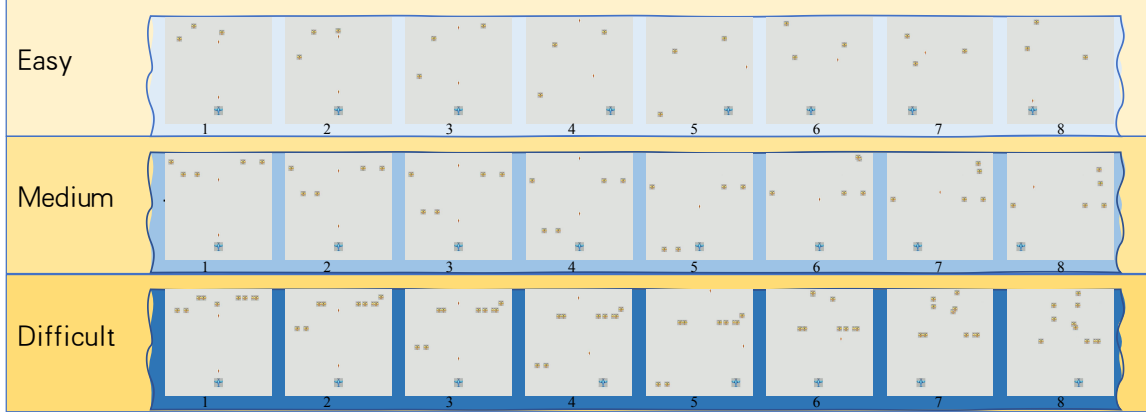


Figure 1. In the *Sky Battle* scene, symbolic icons represent planes, bullets, and enemies, with ‘destroy’ depicted as an abstract action within the video. The difficulty level is adjusted by varying the number and speed of enemy symbols, with questions such as ‘How many enemy planes were destroyed by the player?’.

benchmark crafted to assess a range of cognitive abilities that involve various symbolic components and abstract concepts at varying difficulty levels.

## 2.2. Synthetic Benchmarks

Synthetic benchmarks offer precise control over data and are largely immune to data leakage, as they avoid reliance on existing training data [39, 68]. For example, [33] employed synthetic data as benchmarks for language models, while others [19, 20, 39] developed controlled experiments with synthesized images to evaluate visual language models. In the video domain, earlier works[15, 61] employed 3D engines [1, 17] to generate simple videos for action and dynamic analysis. The latest study [68] synthesizes test videos for evaluating understanding by embedding images and text into raw videos. [21], while [21] uses Python-generated videos to evaluate the abilities of video generation models (diffusion models). Unlike existing work, our approach leverages the Python engine to generate videos tailored to various task requirements and difficulty levels, providing a flexible, rigorous testing ground that reflects real-world complexity.

## 3. VCBench

### 3.1. Benchmark Design

As large-scale models continue to evolve, recent research [26] has increasingly focused on evaluating their video cognitive capabilities. Common dimensions of evaluation include Object Perception (OP), Action Perception (AP), Temporal Reasoning (TR), and Spatial Reasoning (SR). In VCBench, we expand this scope of video cognition assessment by introducing two essential dimensions: Game-environment Perception (GP) and Full-modal Perception (FP). VCBench assesses these six key dimensions using synthetic videos incorporating symbolic elements and abstract concepts generated through Python rendering. The following section provides specific descriptions of each dimension.

- **Object Perception (OP):** This dimension involves precise recognition of symbolic objects varying in color, shape, and size [49]. It requires models to sustain high recognition accuracy across diverse visual and abstract attributes.
- **Action Perception (AP):** This capability evaluates the model’s proficiency in interpreting the types of actions performed by symbolic objects [4], accounting for variations in action speed and direction.

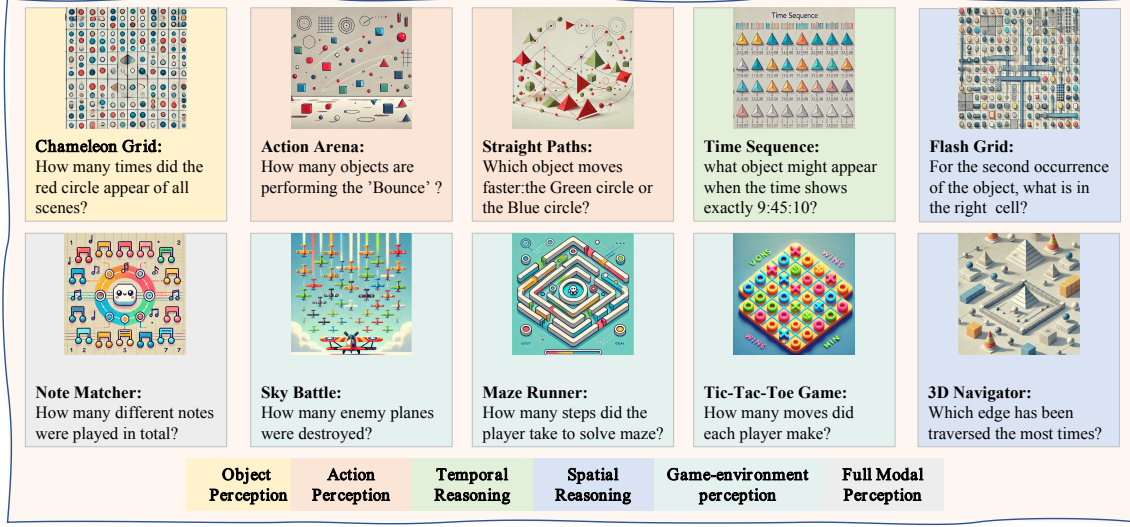


Figure 2. Overview of VCBench: Task Scenes, Aligned Questions, and Six Core Cognitive Abilities in video.

- **Temporal Reasoning (TR):** This dimension assesses the model’s capability in understanding and reasoning through abstract sequences of events in videos [3, 8, 12], challenging it to accurately track and interpret temporal relationships.
- **Spatial Reasoning (SR):** This dimension evaluates the model’s understanding and reasoning regarding spatial relationships within both 2D and 3D contexts [46, 55], addressing abstract elements such as object positioning, orientation, and relative location within video content.
- **Game-environment Perception (GP):** This dimension focuses on the model’s comprehension of simulated game environments involving abstract concepts [48, 56]. It evaluates the model’s ability to interpret game mechanics, predict player actions, and grasp overall game structure, which is critical for LVLMs in analyzing game videos embedded in real-life scenarios.
- **Full-modal Perception (FP):** This dimension assesses the model’s ability to integrate and process information across multiple modalities—visual, textual, and auditory [28]. This cross-modal interaction involving various symbolic objects is essential for advanced applications in video analysis.

### 3.2. Automated Video and QA Generation

Using video cognitive ability definitions as a guide, we created video scenes to test each specific capability. We developed a synthetic video generation pipeline in Python, inspired by video game environments, to render task scenes with symbolic elements and abstract concepts. Temporal and spatial complexity are controlled through code parameters. Scene logging and paired question templates allow for targeted ability evaluation. Below, we provide specific descriptions of scenes created for VCBench.

1. **Chameleon Grid:** This scene features an  $n \times m$  grid where each cell holds a symbolic object with unique attributes: size (small, medium, large), color (red, green, blue), and shape (triangle, circle, square). Objects are periodically updated to simulate dynamic visual stimuli, inspired by games like *Bejeweled* and *Candy Crush*. Complexity is controlled by adjusting grid dimensions, and testing models’ object recognition skills in response to changing arrangements.
2. **Action Arena:** This scene includes multiple objects performing abstract action types, such as

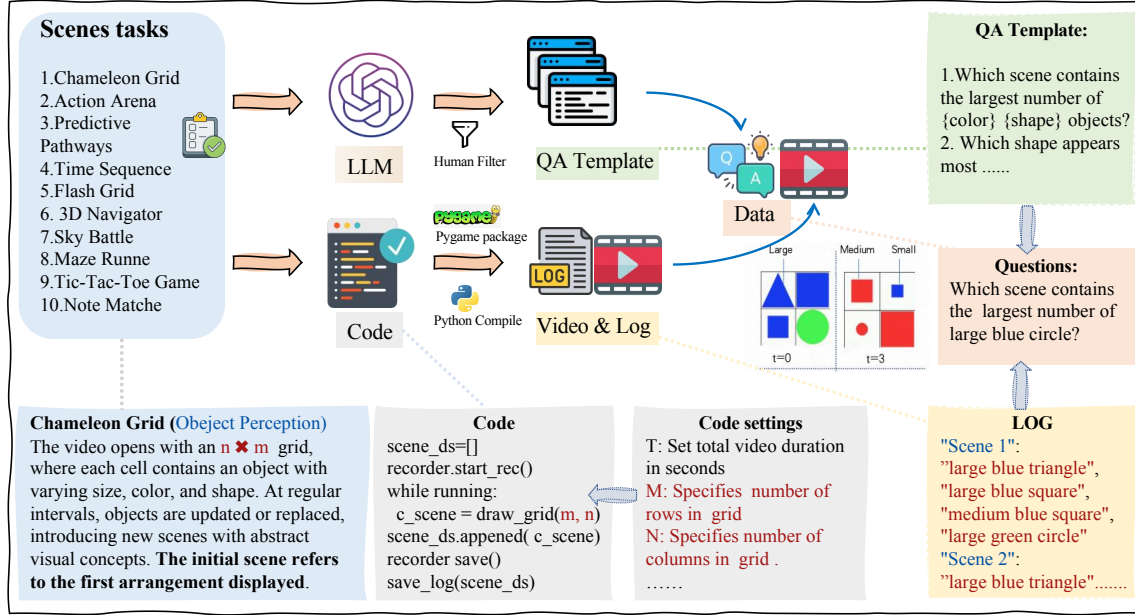


Figure 3. Pipeline for generating videos and corresponding QA templates: Variables  $m$  and  $n$  control the complexity of video scenes. A Python program runs and logs these variables. GPT4 generates scene-related question templates, refined through human filtering. Finally, the variables, QA pairs, and videos are collected.

- horizontal movement, jumping, scaling, and rotation. Complexity is controlled by adjusting the number of objects and diversity of actions, testing the model’s ability to distinguish action types in a dynamic environment.
3. **Straight Paths:** This scene involves symbolic objects moving in straight lines, bouncing off walls, and altering direction to maintain linear paths. Complexity is controlled by adjusting the number of objects and range of abstract speeds, testing the model’s ability to estimate action speed, interpret action direction, and predict future positions based on motion trajectories.
  4. **Time Sequence:** This scene features symbolic objects appearing and disappearing at set intervals with a simulated clock display, inspired by games like *Simon* and *Guitar Hero*. Complexity is controlled by adjusting the number of objects and the set intervals, testing the model’s ability to track timing and sequence changes in an abstract temporal framework.
  5. **Flash Grid:** This scene presents a 2D  $n \times m$  matrix where symbolic objects randomly appear in different cells, inspired by games like *Memory Matrix* and *Whac-A-Mole*. Complexity is controlled by adjusting the matrix size, testing the model’s ability to track and recall transient 2D-spatial positions, and interpreting abstract spatial relationships.
  6. **3D Navigator:** This scene presents a 3D environment with symbolic objects such as pyramids and cubes, each featuring a small ball that moves along their edges, inspired by game-play reminiscent of *Super Monkey Ball*. Complexity is controlled by adjusting the ball’s abstract speed and the intricacy of its path, testing the model’s ability to track and predict motion within 3D spatial relationships.
  7. **Sky Battle:** This scene presents a horizontal player plane at the bottom of the screen, represented by symbolic icons for planes, bullets, and enemies, inspired by classic arcade game-



play. Complexity is controlled by adjusting the number and speed of enemy icons, testing the model’s ability to perceive gameplay environments and interpret symbolic game mechanics.

8. **Maze Runner:** This scene presents a symbolic object navigating a maze toward a designated goal, inspired by classic puzzle gameplay. Complexity is controlled by adjusting the maze design, testing the model’s ability to perceive gameplay environments, and interpreting symbolic game mechanics.
9. **Tic-Tac-Toe Game:** This scene presents a simulated tic-tac-toe game on a  $3 \times 3$  grid, testing the model’s ability to perceive gameplay environments, and interpret symbolic game mechanics.
10. **Note Matcher:** This scene presents a single symbolic object paired with musical notes (1 to 7), inspired by games like *Patapon*. Complexity is controlled by increasing the frequency of object changes and note numbers, testing the model’s ability in audio-visual association and multimodal integration.

We render videos for these scenes using Python, adjusting parameters to reflect varying difficulty levels. Each scene includes videos of 8, 24, and 60 seconds to support comprehensive model testing. GPT-4 generates question templates aligned with the video content and abstract cognitive tasks. For automated evaluation, we use multiple-choice questions with 3 to 5 randomly shuffled options, enhancing robustness and reducing bias. Table 1 shows a comparison of MVBench with existing benchmarks. MVBench includes 800 automatically generated videos and 3,270 questions. Further details on question templates and parameter settings across difficulty levels are provided in Appendix A.2.

## 4. Experiments

### 4.1. Setup

We evaluate 10 popular open-source LVLMs fine-tuned on video question-answer tasks, including MiniCPM-V [59], Video-LLaMA2 [6], InternVideo2 [52], Video-LLaVA [29], LLaVA-NEXT-

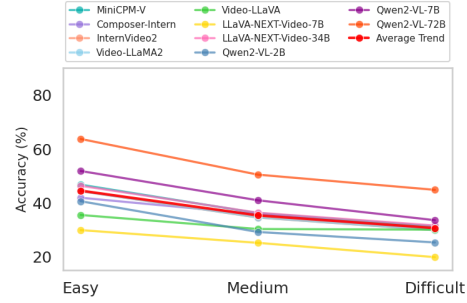


Figure 4. Performance of LVLMs across different levels.

Video-34B [66], LLaVA-NEXT-Video-7B [66], InternLM-XComposer-2.5 [65], and Qwen2-VL models at different scales: Qwen2-VL-72B, Qwen2-VL-7B, and Qwen2-VL-2B [50]. Although InternVideo2 can encode audio, we standardize input across all video language models by extracting musical notes per second and converting them into text format. For fairness, all models are evaluated using their default settings. The prompts offer descriptions of scene tasks that incorporate abstract visual concepts. Additionally, following the setup [25], we use the prefix ‘Best Option:’ in the prompt. Further details on the models can be found in Appendix A.3.

### 4.2. Main Results

As shown in Table 2, most models struggle with OP and GP tasks, which involve more abstract visual concepts, underscoring their challenges in abstract video cognition. In contrast, their strong performance in FP indicates a solid grasp of integrated audio-visual information. Qwen2-VL-72B stands out among the models tested, consistently achieving the highest accuracy across most tasks, including OP (51.78%), AP (59.08%), TR (56.83%), SR (51.33%), GP (44.0%), and FP (76.67%), leading to an impressive overall average accuracy of 53.7%. Comparatively, other models like MiniCPM-V show competitive results in AP (44.42%) and TR (47.83%), while LLaVA-NEXT-Video-34B excelled in SR (40.44%) and FP (58.89%). InternVideo2 showed strong results in TR (48.33%) and FP (52.22%), whereas

Method	OP	AP		TR	SR		GP			FP	Avg.
	<i>S1</i>	<i>S2</i>	<i>S3</i>	<i>S4</i>	<i>S5</i>	<i>S6</i>	<i>S7</i>	<i>S8</i>	<i>S9</i>	<i>S10</i>	
Random	33.2	34.0	37.1	30.3	32.7	23.9	25.0	28.2	37.6	33.9	31.6
MiniCPM-V	28.2	49.5	39.3	47.8	32.2	34.7	28.9	26.7	46.0	54.4	38.8
Video-LLaMA2	31.3	50.5	33.5	48.3	36.4	18.7	26.7	27.8	52.0	52.2	37.7
InternVideo2	31.3	50.5	33.5	48.3	36.4	18.7	26.7	27.8	52.0	52.2	37.7
Video-LLaVA	40.4	21.0	40.8	23.2	37.5	21.3	16.7	25.5	38.0	60.0	32.4
LLaVA-NEXT-Video-7B	20.4	22.5	30.7	21.0	33.8	18.7	12.2	14.4	15.3	46.7	23.6
LLaVA-NEXT-Video-34B	28.4	42.0	42.7	39.0	22.9	<b>58.0</b>	<b>37.8</b>	12.2	33.3	58.9	37.5
InternLM-XComposer-2.5	36.0	38.2	45.5	44.5	43.1	20.0	8.9	25.6	35.3	61.1	35.8
Qwen2-VL-2B	32.7	39.8	29.8	37.8	30.7	28.0	32.2	20.0	34.7	33.3	31.9
Qwen2-VL-7B	41.6	45.7	42.8	50.5	38.2	36.0	36.7	34.4	46.7	52.2	42.5
Qwen2-VL-72B	<b>51.8</b>	<b>58.2</b>	<b>60.0</b>	<b>56.8</b>	<b>60.7</b>	42.0	32.2	<b>37.8</b>	<b>62.0</b>	<b>76.7</b>	<b>53.7</b>

Table 2. Average performance of LVLMs across different scenes.

Video-LLaVA, despite lower performances in OP (40.44%) and TR (23.17%), achieved a high score in FP (60.00%). Overall, while Qwen2-VL-72B excels in video testing, achieving an overall score of 53.7%, surpassing the random baseline, there remains significant room for improvement across LVLMs, particularly in gaming perception tasks involving more symbolic elements.

#### 4.3. Performance Across Different Difficulty Levels

As shown in Table 3 and summarized in Figure 4, all models exhibit a consistent decline in accuracy as task difficulty rises, highlighting the particular challenge of abstract cognitive tasks. Most models show a roughly 10-point accuracy drop from Easy to Medium levels, with an additional 5-point decline at the Difficult level. Similarly, LLaVA-NEXT-Video-34B shows a sharp performance decline at the Difficult level, especially in TR and SR dimensions. Under the most challenging conditions, even Qwen2-VL-72B achieves only 23.3% accuracy in Scene 7 (Sky Battle), approaching the level of random guessing. The evaluation also reveals that, while Video-LLaMA2 and LLaVA-NEXT-Video-34B perform similarly at the Easy level, LLaVA-NEXT-34B begins to outperform Video-LLaMA2 as tasks become more chal-

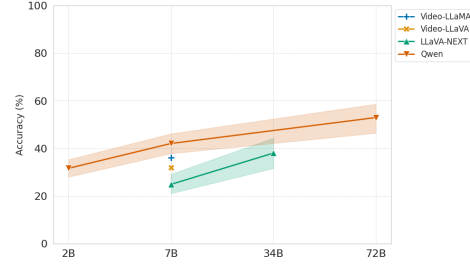


Figure 5. Performance of LVLMs Across Different Parameters.

lenging. These results highlight the current limitations of VLMs in processing complex abstract scenes, emphasizing the need for advancements to improve their robustness in handling complex videos. All results are provided in Appendix A.4.

#### 4.4. Impact of Model Size on Performance

The scale of parameters plays a crucial role in determining the performance of language models [2, 50]. Figure 5 demonstrates a strong positive correlation between model size and accuracy. For the Qwen model, as the model size scales from 2B to 7B and further to 72B, average performance scores rise significantly, from 31.9 to 42.5 and then to 53.7. This trend suggests that larger models not only achieve higher accuracy but also handle ab-

Method	Difficulty	OP	AP			TR	SR		GP			FP	Avg.
		<i>S1</i>	<i>S2</i>	<i>S3</i>	<i>S4</i>	<i>S5</i>	<i>S6</i>	<i>S7</i>	<i>S8</i>	<i>S9</i>	<i>S10</i>		
MiniCPM-V	Easy	34.7	54.5	50.5	53.5	47.3	36.0	43.3	30.0	46.0	70.0	46.3	
	Medium	26.0	48.5	36.5	50.5	30.0	40.0	23.3	26.7	—	43.3	35.8	
	Difficult	24.0	45.5	31.0	39.5	19.3	28.0	20.0	23.3	—	50.0	31.0	
Video-LLaMA2	Easy	41.3	61.0	46.5	50.0	49.3	20.0	26.7	33.3	52.0	70.0	44.8	
	Medium	29.3	52.0	26.5	53.0	31.3	18.0	23.3	20.0	—	56.7	34.2	
	Difficult	23.3	38.5	27.5	42.0	28.7	18.0	30.0	30.0	—	30.0	29.6	
LLaVA-NEXT-Video-34B	Easy	29.3	48.5	53.5	44.0	42.0	62.0	56.7	10.0	33.3	70.0	44.7	
	Medium	26.0	40.0	42.5	45.0	18.7	54.0	36.7	16.7	—	56.7	36.9	
	Difficult	30.0	37.5	32.0	28.0	8.0	58.0	20.0	20.0	—	50.0	31.4	
Qwen2-VL-72B	Easy	61.3	65.0	67.0	64.5	76.0	52.0	40.0	63.3	62.0	83.3	63.3	
	Medium	48.7	59.5	62.5	56.0	56.0	34.0	33.3	23.3	—	80.0	50.1	
	Difficult	45.3	50.0	50.5	50.0	50.0	40.0	23.3	26.7	—	66.7	44.4	

Table 3. Performance of various models across different scenes and difficulty levels

stract video content more effectively. Additionally, the Qwen 2B model demonstrates comparable performance to the VideoLLaVA 7B model, underscoring the Qwen series’ efficiency in achieving high performance even at smaller scales.

#### 4.5. Case Study

In Figure 6, we present a case from the Maze Navigation task: the symbolic green block represents the player, and the red block is the endpoint. The LVLm needs to perceive the player’s spatial movements and memorize the path. Only Qwen2-VL-72B accurately selected option D, demonstrating a comprehensive understanding of the maze’s game environment and correctly identifying the optimal path. In contrast, Qwen2-VL-7B and LLaVA-NEXT-Video-34B chose option C, indicating a partial grasp of the task. Meanwhile, Qwen2-VL-2B and LLaVA-NEXT-Video-7B selected option A, making an incorrect initial judgment, which reflects a significantly weaker cognitive capacity in this video environment. This example underscores Qwen2-VL-72B’s advantage in processing abstract visual information, highlighting its superior ability to interpret and navigate intricate spatial details.

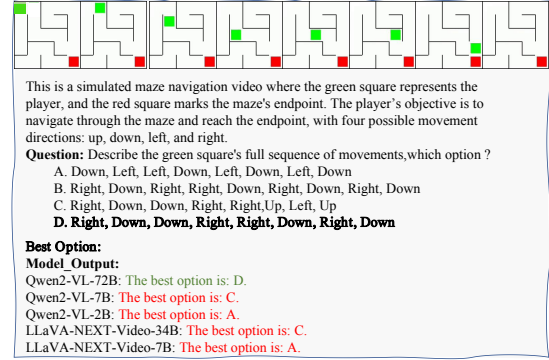


Figure 6. Case from Maze Navigation scenes.

## 5. Conclusion

In our work, we introduced VCBench, a novel benchmark specifically designed to evaluate the cognitive abilities of LVLms across diverse video scenarios. VCBench provides precise control over video content alignment and allows for the adjustment of video complexity, offering a cost-effective and dynamic framework for evaluation. This dual capability facilitates the development of models that more accurately emulate human-like comprehension of dynamic video content. Our findings re-



veal that even leading models, such as Qwen2-VL-72B, encounter significant challenges when dealing with abstract concepts, with performance declining sharply as video complexity increases. These results highlight the need to strengthen LVLMs’ cognitive capabilities, especially in complex scenarios.

## A. Supplementary Materials

In this appendix, we provide additional details and resources to complement the main text, including more examples, detailed parameters, QA templates, and full experimental results.

### A.1. Additional Cases

We present more examples of different scenes in Figures 7, 8, 9, 10, 11, ??, 13, 14, and 16. These figures illustrate the diversity and complexity of the scenes used in our benchmark, providing visual insights into the tasks designed to evaluate various cognitive abilities.

### A.2. Detailed Parameters and QA Templates

Table 14 presents the parameters setting and Table 13 presents a comprehensive set of QA templates for the various scenes. These templates cover a range of reasoning tasks, including temporal, spatial, and action-based queries.

### A.3. Models

We evaluate ten large video language models (LVLMs) covering seven distinct types:

- **MiniCPM-V** [59]: A vision-language MLLM with 8B parameters. MiniCPM-V 2.6 outperforms GPT-4V in single-image, multi-image, and video understanding tasks. It surpasses GPT-4o mini, Gemini 1.5 Pro, and Claude 3.5 Sonnet in single-image understanding. It also offers enhanced OCR capabilities, trustworthy behavior, multilingual support, and real-time video understanding on devices like the iPad.
- **Video-LLaMA2** [6]: A 7B parameter model with a Spatial-Temporal Convolution (STC) connector, designed to capture the spatial and temporal dynamics in video data.

- **InternVideo2** [52]: A unified model combining masked video modeling, video-audio-text contrastive learning, and next-token prediction. The 7B parameter model excels in video dialogue and long video understanding tasks. It is used with a video BLIP module and the Mistral-7B LLM for evaluation, where the video encoder is updated during training.
- **Video-LLaVA** [29]: A 7B parameter model trained on a mixed dataset of images and videos, designed to bind visual signals to the language feature space. It extracts features from video frames through language binding and offers unified visual representations.
- **LLaVA-NEXT-Video** [66]: A model incorporating a 4K-token context window and using CLIP ViT-L/14 for feature extraction. We evaluate both the 7B and 34B parameter versions.
- **InternLM-XComposer-2.5** [65]: A 7B parameter model treating videos as ultra-high-resolution composite images. It excels in text-image comprehension and composition, achieving performance comparable to GPT-4V.
- **Qwen2-VL** [50]: A model integrating Multi-modal Rotary Position Embedding (M-RoPE) for effective fusion of positional information across text, images, and videos. We evaluate the 2B, 8B, and 72B versions, with the 72B model matching GPT-4o and Claude 3.5 Sonnet in multimodal tasks.

### A.4. Full Results

We present the complete performance results of the models across different scenes and difficulty levels in Table 15. These results provide a comprehensive comparison of model capabilities, highlighting performance variations under various cognitive tasks. This detailed analysis offers deeper insights into the strengths and weaknesses of each model when handling complex video understanding tasks.

---

### Scene 1: Chameleon Grid

---

Which scene contains the largest number of {color} {shape} objects?  
Which shape appears most frequently in the first column of the grid in Scene {i}?  
How many {size} {color} {shape} objects are present in Scene {i}?  
What is the total count of {size} {color} {shape} objects across all scenes?  
In Scene {i}, which {attribute} is most common among the {size} objects?  
In which scene does the grid contain the highest number of objects with the same {attribute}?  
In Scene {i}, are there more {size\_1} objects or {size\_2} objects?  
Is there a scene where every object in row {x} has the same {size} but varies in {color} or {shape}?  
Between Scene {i} and Scene {j}, which shape appears more frequently: {shape\_1} or {shape\_2}?  
Does Scene {i} contain any rows where all objects share the same {color} but differ in {shape}?

---

---

### Scene 2: Action Arena

---

How many objects are performing the {action\_type} action?  
How many distinct actions are performed by the {object}?  
Which action has more objects performing it: {action\_type1} or {action\_type2}?  
Which action is most frequently performed across all objects?  
Which objects are currently performing the {action\_type} action?  
What are the {action\_type} actions that appear more than {n} times?  
What action is the {object} performing?  
Are there any {shape} objects performing the {action\_type} action?  
Is there any {shape} object performing the {action\_type} action?  
Is there any {color} object performing the {action\_type} action?

---

---

### Scene 3: Straight Paths

---

Which object moves the fastest: {object\_a}, {object\_b}, {object\_c}, or {object\_d}?  
Which object moves more slowly: {object\_a} or {object\_b}?  
How many times does the {object} change direction after hitting a wall?  
How many objects initially move upward or downward when the movement begins?  
How many objects initially move left or right when the movement begins?  
Is the {object} moving left or right before it first hits a wall?  
Is the {object} moving up or down before it first hits a wall?

---

---

#### Scene 4: Time Sequence

---

What object is displayed when the time reaches {time}?

What is the color of the object displayed at time {time}?

What is the total duration for which {object} is displayed after {time}?

At what time does the red circle first appear?

In what sequence do the objects appear after {time}, including {time} itself?

For how long does the blue circle appear after {time}, including {time} itself?

Did the blue circle appear at any time after {time}?

Did any object appear after {time}?

For how long did the blue circle appear after {time}, including {time} itself?

Are there any objects that appear both before and after {time}?

---

---

#### Scene 5: Flash Grid

---

What is the shape and color of the first object that appears?

In which cell position does the first object appear?

Is there any {shape} located in row {i}?

Is there any {shape} located in column {j}?

Is there any {color} object located in row {i}?

Is there any {color} object located in column {j}?

In which row does {object} appear most frequently?

In which column does {object} appear most frequently?

How many unique cell positions have been occupied by objects throughout the video?

For the {i} occurrence of the object, what is the object in the adjacent cell to the {direction}?

---

---

#### Scene 6: 3D Navigator

---

Which edge has been traversed the most times by the ball?

Describe the path of movement taken by the ball.

On which edge does the small ball start moving in the first scene?

On which edge does the ball conclude its movement?

How many times does the ball reach a vertex during its movement?

How many unique edges has the ball traversed throughout the video?

---

<b>Scene 7: Sky Battle</b>
What is the movement pattern of the player's plane throughout the scene?
What is the maximum number of enemies visible on screen at any given moment during the scene?
How many enemies appeared throughout the video?
How many enemies were destroyed by the player's plane?
How many times does the player's plane change direction during the scene?
Did the player's plane survive until the end of the scene?
<b>Scene 8: Maze Runner</b>
How many steps did the player take to solve the maze?
How many times did the player move upward or downward?
How many times did the player move left or right?
What is the length of the shortest path to solve the maze?
Is there a scene where the player fails to solve the maze within a specified number of steps?
<b>Scene 9: Tic-Tac-Toe Game</b>
Which player made the first move in the game?
Which grid positions remained unplayed by the end of the game?
Which player won the game?
What was the final move made in the game?
What is the total number of moves made during the game?
How many moves did each player make?
Did either player win by completing a diagonal sequence?
<b>Scene 10: Note Matcher</b>
How many different notes were played in total?
Which object appeared the most frequently?
What was the first note played?
Was the note "{note}" played at any point?
How many times did the {note} occur alongside a {color} {shape}?
How many times does a {color} object appear alongside a {note}?

Table 13. QA Templates for different scenarios

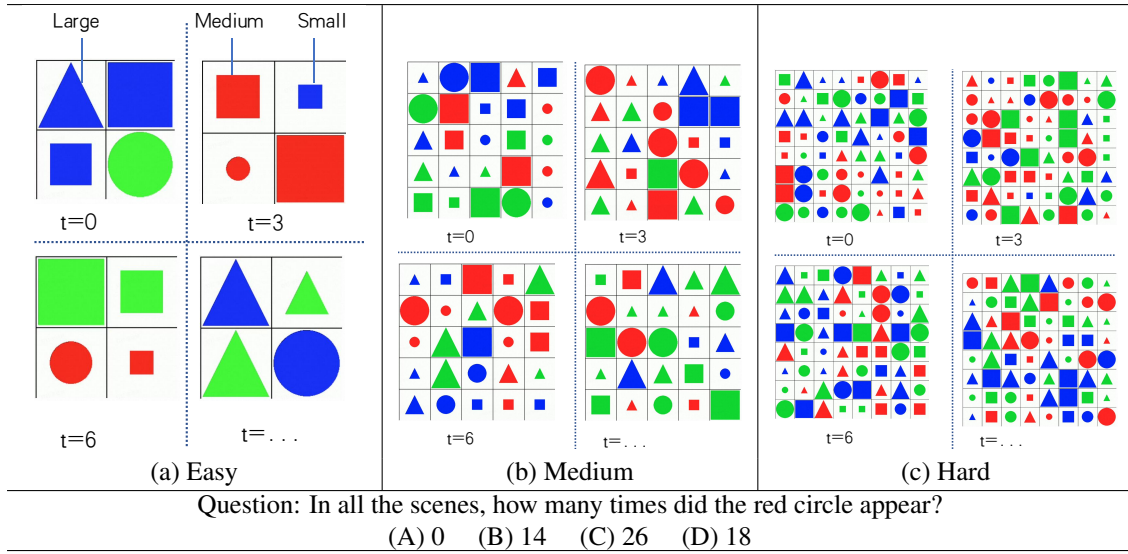


Figure 7. Case of the 'Chameleon Grid' scene at different difficulty levels with the corresponding QA example.

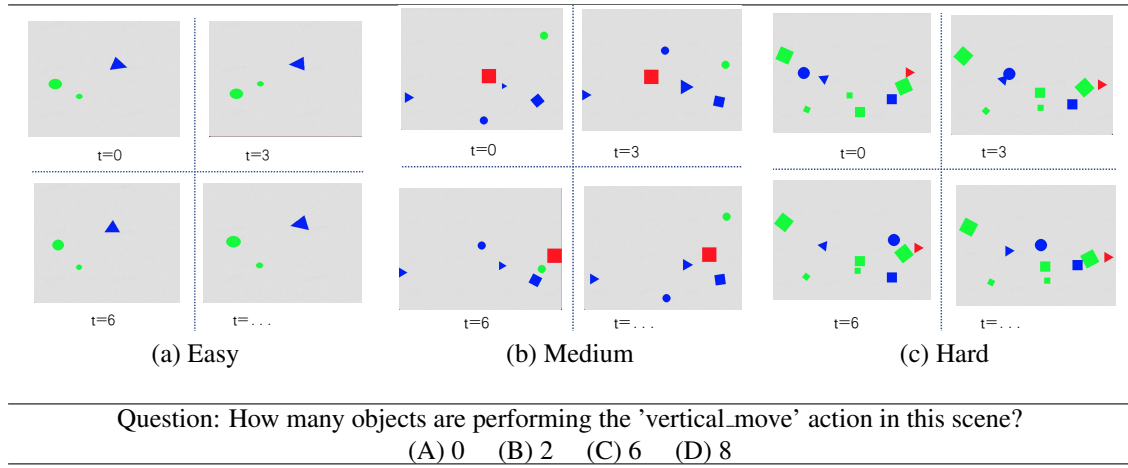
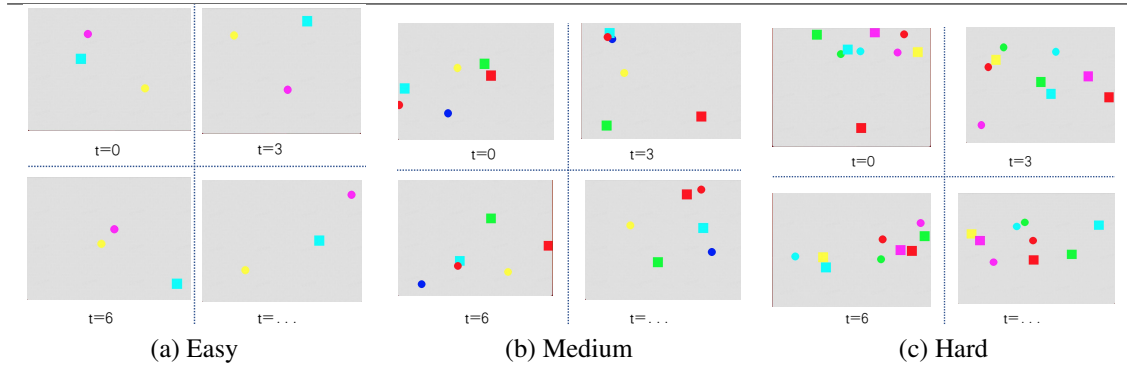


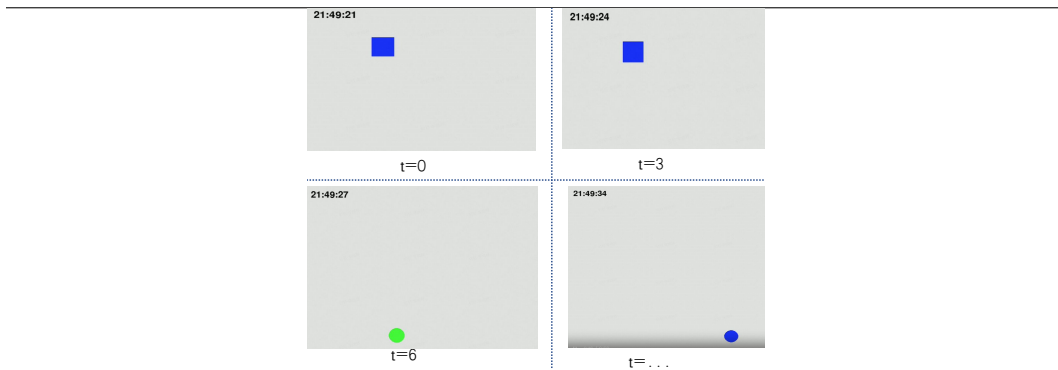
Figure 8. Case of the 'Action Arena' scene at different difficulty levels with the corresponding QA example.



Question: Which object moves faster: the Green circle or the Blue circle?

(A) Green circle (B) Blue circle (C) Both are equal

Figure 9. Case of the 'Straight Paths' scene at different difficulty levels with the corresponding QA example.

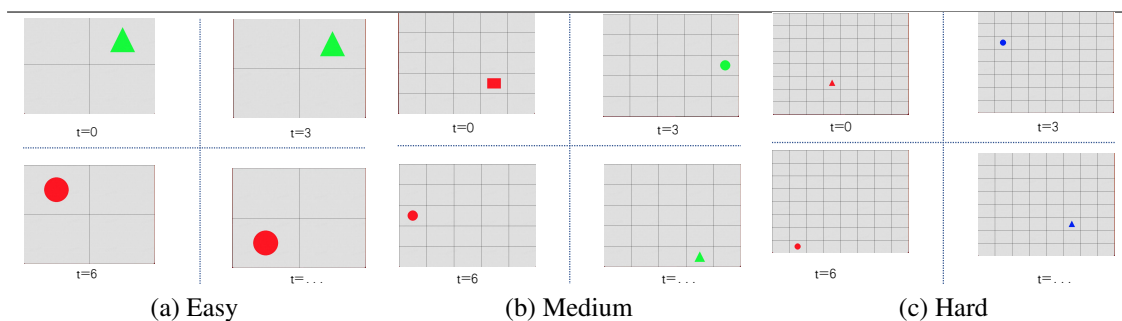


**Question:** What object is displayed when the time shows 21:49:21?

(A) Green circle (B) Blue circle (C) Blue Square (D) Red Square

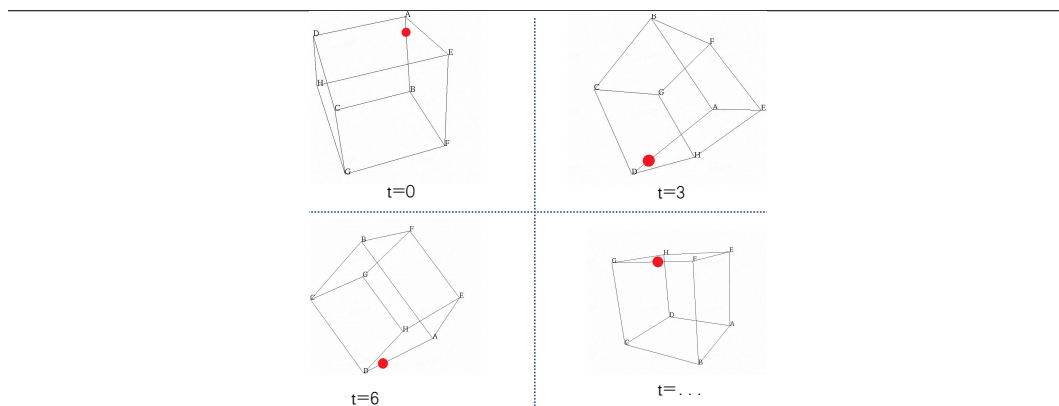
Figure 10. Example of the 'Time Sequence' scene at the Easy difficulty level with the corresponding QA example.





For the second occurrence of the object, what is the object in the adjacent cell to the left?  
 (A) Green circle (B) Red circle (C) Both are equal

Figure 11. Case of the 'Flash Grid' scene at different difficulty levels with the corresponding QA example.



**Question:** Which edge has been traversed the most times?  
 (A) AB (B) BC (C) CD (D) EF

Figure 12. Example of the '3D Navigator' scene at the Easy difficulty level with the corresponding QA example.

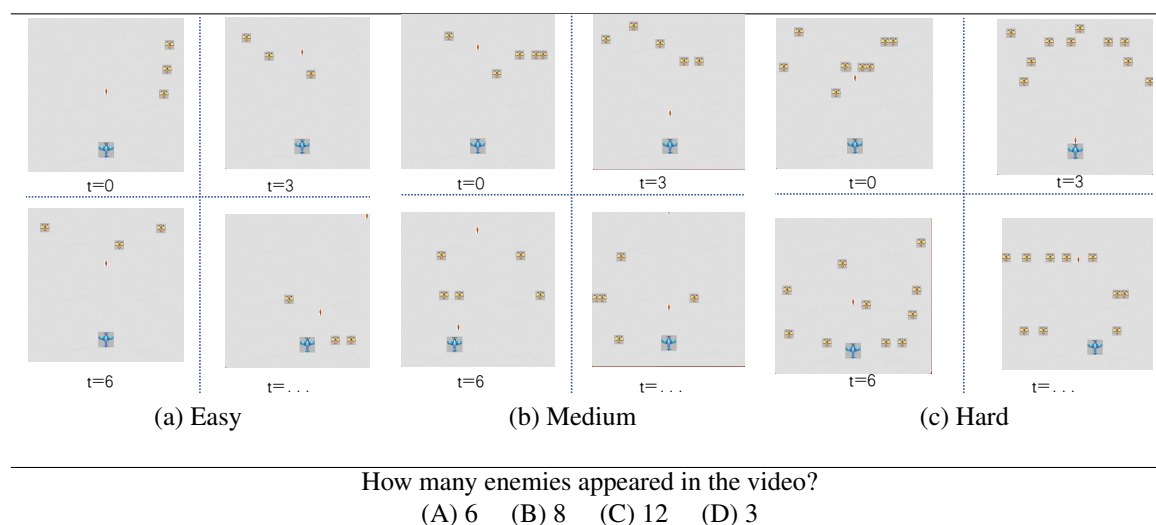


Figure 13. Case of the 'Sky Battle' scene at different difficulty levels with the corresponding QA example.

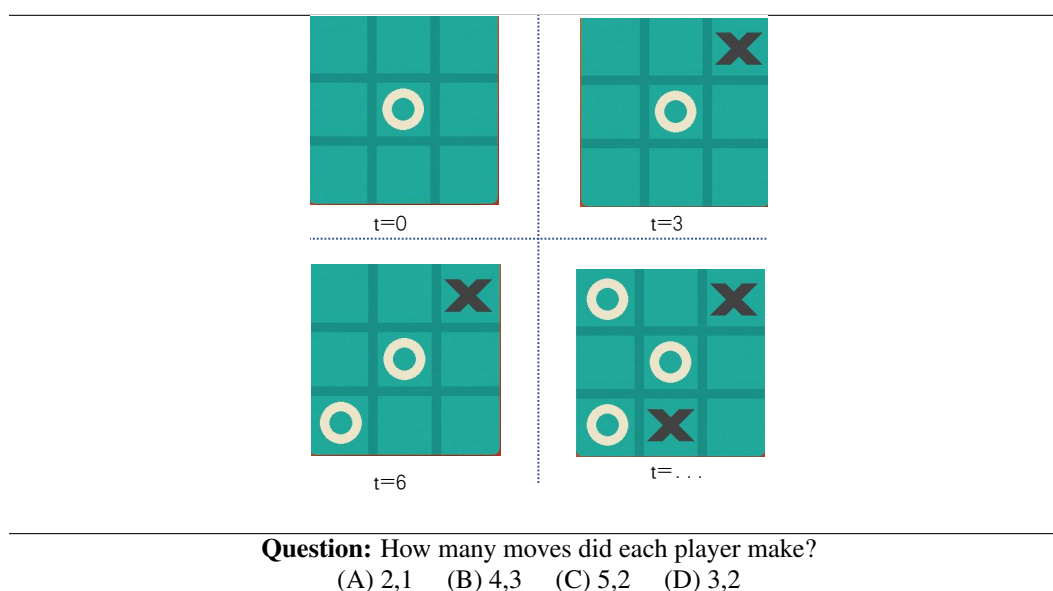


Figure 14. Example of the 'Tic-Tac-Toe Game' scene at the Easy difficulty level with the corresponding QA example.

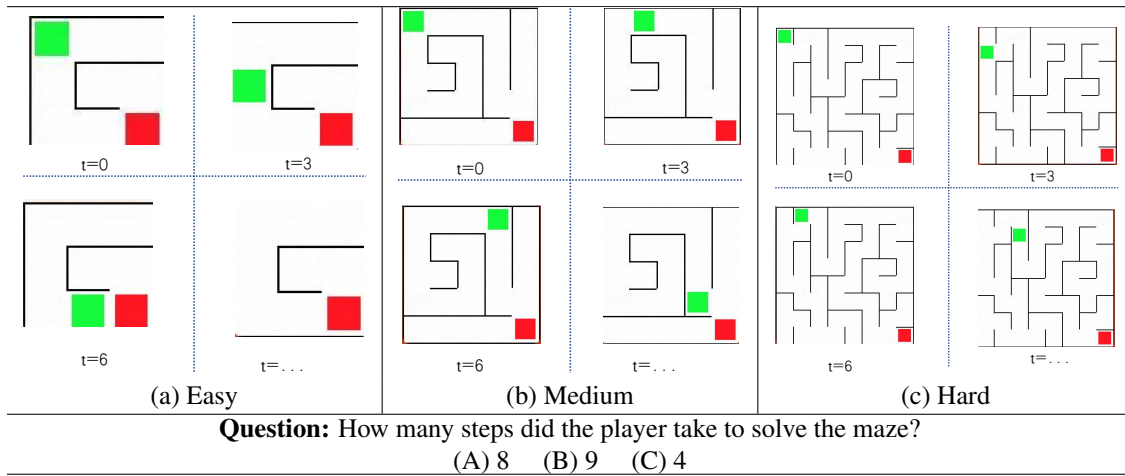


Figure 15. Example of the 'Maze Runner' scene at different difficulty levels, along with the corresponding QA example.




Figure 16. Example of the 'Note Matcher' scene at the Easy difficulty level with the corresponding QA example.

Scene Name	3Parameter Explanation	Easy	Medium	Hard
<b>Chameleon Grid</b>	I: Number of cells per row (m)	I=2	I=5	I=8
	J: Number of cells per column (n)	J=2	J=5	J=8
<b>Action Arena</b>	N: Number of objects	N=3	N=6	N=9
	A: Number of action types	A=3	A=6	A=8
<b>Straight Paths</b>	N: Number of objects	N=3	N=6	N=9
	A: Number of speed types	A=3	A=5	A=8
<b>Time Sequence</b>	T: Time intervals of object changes	T=5	T=3	T=1
	N: Number of objects	N=3	N=5	N=8
<b>Flash Grid</b>	I: Number of cells per row (m)	I=2	I=5	I=8
	J: Number of cells per column (n)	J=2	J=5	J=8
<b>3D Navigator</b>	T: Time to traverse each edge	T=2	T=1	T=0.5
	E: Number of edges	E=5	E=8	E=12
<b>Sky Battle</b>	N: Number of enemy planes	N=3	N=5	N=10
	A: Number of enemies Speed	A=2	A=5	A=8
<b>Maze Runner</b>	I: Maze length	I=3	I=5	I=8
	J: Maze width	J=3	J=5	J=8
<b>Note Matcher</b>	T: Time intervals of object changes	T=5	T=3	T=1
	N: Number of notes	N=3	N=5	N=7

Table 14. Detailed parameters for different scenes across difficulty levels

Table 15. Performance of various models across different scenes and difficulty levels

Method	Difficulty	OP	AP			TR	SR		GP			FP
		<i>S1</i>	<i>S2</i>	<i>S3</i>	<i>S4</i>	<i>S5</i>	<i>S6</i>	<i>S7</i>	<i>S8</i>	<i>S9</i>	<i>S10</i>	
Random	Easy	33.2	34.0	37.1	30.3	32.7	23.9	25.0	28.2	37.6	33.9	
	Medium	33.2	34.0	37.1	30.3	32.7	23.9	25.0	28.2	37.6	33.9	
	Difficult	33.2	34.0	37.1	30.3	32.7	23.9	25.0	28.2	37.6	33.9	
MiniCPM-V	Easy	34.7	54.5	50.5	53.5	47.3	36.0	43.3	30.0	46.0	70.0	
	Medium	26.0	48.5	36.5	50.5	30.0	40.0	23.3	26.7	—	43.3	
	Difficult	24.0	45.5	31.0	39.5	19.3	28.0	20.0	23.3	—	50.0	
Video-LLaMA2	Easy	41.3	61.0	46.5	50.0	49.3	20.0	26.7	33.3	52.0	70.0	
	Medium	29.3	52.0	26.5	53.0	31.3	18.0	23.3	20.0	—	56.7	
	Difficult	23.3	38.5	27.5	42.0	28.7	18.0	30.0	30.0	—	30.0	
nternVideo2	Easy	41.3	61.0	46.5	50.0	49.3	20.0	26.7	33.3	52.0	70.0	
	Medium	29.3	52.0	26.5	53.0	31.3	18.0	23.3	20.0	—	56.7	
	Difficult	23.3	38.5	27.5	42.0	28.7	18.0	30.0	30.0	—	30.0	
Video-LLaVA	Easy	42.7	21.0	36.0	27.5	40.0	28.0	23.3	33.3	38.0	66.7	
	Medium	37.3	19.5	46.5	19.0	41.3	18.0	16.7	20.0	—	53.3	
	Difficult	41.3	22.5	40.0	23.0	31.3	18.0	10.0	23.3	—	60.0	
LLaVA-NEXT-Video-34B	Easy	29.3	48.5	53.5	44.0	42.0	62.0	56.7	10.0	33.3	70.0	
	Medium	26.0	40.0	42.5	45.0	18.7	54.0	36.7	6.7	—	56.7	
	Difficult	30.0	37.5	32.0	28.0	8.0	58.0	20.0	20.0	—	50.0	
LLaVA-NEXT-Video-7B	Easy	31.3	25.5	38.0	22.5	38.0	16.0	6.7	6.7	15.3	56.7	
	Medium	17.3	21.5	32.5	25.5	39.3	16.0	16.7	16.7	—	43.3	
	Difficult	12.7	20.5	21.5	15.0	24.0	24.0	13.3	13.3	—	40.0	
InternLM-XComposer-2.5	Easy	53.3	47.0	52.0	46.5	34.0	20.0	13.3	40.0	35.3	70.0	
	Medium	26.7	36.0	46.5	48.5	51.3	22.0	10.0	16.7	—	63.3	
	Difficult	28.0	31.5	38.0	38.5	44.0	18.0	3.3	20.0	—	50.0	
Qwen2-VL-2B	Easy	48.0	42.5	43.5	46.5	42.7	28.0	43.3	23.3	34.7	46.7	
	Medium	29.3	42.0	23.0	33.5	28.0	26.0	26.7	20.0	—	33.3	
	Difficult	20.7	35.0	23.0	33.5	21.3	30.0	26.7	16.7	—	20.0	
Qwen2-VL-7B	Easy	58.7	49.5	53.0	55.0	50.7	52.0	46.7	33.3	46.7	66.7	
	Medium	37.3	48.5	43.0	53.5	32.7	36.0	26.7	36.7	—	53.3	
	Difficult	28.7	39.0	32.5	43.0	31.3	20.0	36.7	33.3	—	36.7	
Qwen2-VL-72B	Easy	61.3	65.0	67.0	64.5	76.0	52.0	40.0	63.3	62.0	83.3	
	Medium	48.7	59.5	62.5	56.0	56.0	34.0	33.3	23.3	—	80.0	
	Difficult	45.3	50.0	50.5	50.0	50.0	40.0	23.3	26.7	—	66.7	

## References

- [1] OC Blender. Blender—a 3d modelling and rendering package. *Retrieved. represents the sequence of Constructs1 to*, 4, 2018. [3](#)
- [2] Tom Brown, Benjamin Mann, Nick Ryder, Melanie Subbiah, Jared D Kaplan, Prafulla Dhariwal, Arvind Neelakantan, Pranav Shyam, Girish Sastry, Amanda Askell, et al. Language models are few-shot learners. *Advances in neural information processing systems*, 33:1877–1901, 2020. [7](#)
- [3] Mu Cai, Reuben Tan, Jianrui Zhang, Bocheng Zou, Kai Zhang, Feng Yao, Fangrui Zhu, Jing Gu, Yiwu Zhong, Yuzhang Shang, et al. Temporalbench: Benchmarking fine-grained temporal understanding for multimodal video models. *arXiv preprint arXiv:2410.10818*, 2024. [4](#)
- [4] Liang Chen, Yichi Zhang, Shuhuai Ren, Haozhe Zhao, Zefan Cai, Yuchi Wang, Peiyi Wang, Xiangdi Meng, Tianyu Liu, and Baobao Chang. Pca-bench: Evaluating multimodal large language models in perception-cognition-action chain. *arXiv preprint arXiv:2402.15527*, 2024. [3](#)
- [5] Xiuyuan Chen, Yuan Lin, Yuchen Zhang, and Weiran Huang. Autoeval-video: An automatic benchmark for assessing large vision language models in open-ended video question answering. *arXiv preprint arXiv:2311.14906*, 2023. [1](#), [2](#)
- [6] Zesen Cheng, Sicong Leng, Hang Zhang, Yifei Xin, Xin Li, Guanzheng Chen, Yongxin Zhu, Wenqi Zhang, Ziyang Luo, Deli Zhao, and Lidong Bing. Videollama 2: Advancing spatial-temporal modeling and audio understanding in video-llms. *arXiv preprint arXiv:2406.07476*, 2024. [6](#), [9](#)
- [7] Yew Ken Chia, Vernon Toh Yan Han, Deepanway Ghosal, Lidong Bing, and Soujanya Poria. Puzzlevqa: Diagnosing multimodal reasoning challenges of language models with abstract visual patterns. *arXiv preprint arXiv:2403.13315*, 2024. [1](#)
- [8] Zheng Chu, Jingchang Chen, Qianglong Chen, Weijiang Yu, Haotian Wang, Ming Liu, and Bing Qin. Timebench: A comprehensive evaluation of temporal reasoning abilities in large language models. *arXiv preprint arXiv:2311.17667*, 2023. [4](#)
- [9] Julian Coda-Forno, Marcel Binz, Jane X Wang, and Eric Schulz. Cogbench: a large language model walks into a psychology lab. *arXiv preprint arXiv:2402.18225*, 2024. [1](#)
- [10] Neil Cohn. A multimodal parallel architecture: A cognitive framework for multimodal interactions. *Cognition*, 146:304–323, 2016. [2](#)
- [11] Xinyu Fang, Kangrui Mao, Haodong Duan, Xianguyu Zhao, Yining Li, Dahua Lin, and Kai Chen. Mmbench-video: A long-form multi-shot benchmark for holistic video understanding. *arXiv preprint arXiv:2406.14515*, 2024. [1](#), [2](#)
- [12] Bahare Fatemi, Mehran Kazemi, Anton Tsitsulin, Karishma Malkan, Jinyeong Yim, John Palowitch, Sungyong Seo, Jonathan Halcrow, and Bryan Peruzzi. Test of time: A benchmark for evaluating llms on temporal reasoning. *arXiv preprint arXiv:2406.09170*, 2024. [4](#)
- [13] Chaoyou Fu, Peixian Chen, Yunhang Shen, Yulei Qin, Mengdan Zhang, Xu Lin, Zhenyu Qiu, Wei Lin, Jinrui Yang, Xiawu Zheng, Ke Li, Xing Sun, and Rongrong Ji. Mme: A comprehensive evaluation benchmark for multimodal large language models. *ArXiv*, abs/2306.13394, 2023. [2](#)
- [14] Chaoyou Fu, Yuhang Dai, Yondong Luo, Lei Li, Shuhuai Ren, Renrui Zhang, Zihan Wang, Chenyu Zhou, Yunhang Shen, Mengdan Zhang, et al. Video-mme: The first-ever comprehensive evaluation benchmark of multi-modal llms in video analysis. *arXiv preprint arXiv:2405.21075*, 2024. [1](#), [2](#)
- [15] Rohit Girdhar and Deva Ramanan. Cater: A diagnostic dataset for compositional actions and temporal reasoning. *arXiv preprint arXiv:1910.04744*, 2019. [3](#)
- [16] Kristen Grauman, Andrew Westbury, Eugene Byrne, Zachary Chavis, Antonino Furnari, Rohit Girdhar, Jackson Hamburger, Hao Jiang, Miao Liu, Xingyu Liu, et al. Ego4d: Around the world in 3,000 hours of egocentric video. In *Proceedings of*



- the IEEE/CVF Conference on Computer Vision and Pattern Recognition, pages 18995–19012, 2022. [1](#)
- [17] Xi Guo, Wei Wu, Dongliang Wang, Jing Su, Haisheng Su, Weihao Gan, Jian Huang, and Qin Yang. Learning video representations of human motion from synthetic data. In *Proceedings of the IEEE/CVF Conference on Computer Vision and Pattern Recognition*, pages 20197–20207, 2022. [3](#)
- [18] Thilo Hagendorff, Sarah Fabi, and Michal Kosinski. Human-like intuitive behavior and reasoning biases emerged in large language models but disappeared in chatgpt. *Nature Computational Science*, 3(10):833–838, 2023. [1](#)
- [19] Drew A Hudson and Christopher D Manning. Gqa: A new dataset for real-world visual reasoning and compositional question answering. In *Proceedings of the IEEE/CVF conference on computer vision and pattern recognition*, pages 6700–6709, 2019. [3](#)
- [20] Justin Johnson, Bharath Hariharan, Laurens Van Der Maaten, Li Fei-Fei, C Lawrence Zitnick, and Ross Girshick. Clevr: A diagnostic dataset for compositional language and elementary visual reasoning. In *Proceedings of the IEEE conference on computer vision and pattern recognition*, pages 2901–2910, 2017. [3](#)
- [21] Bingyi Kang, Yang Yue, Rui Lu, Zhijie Lin, Yang Zhao, Kaixin Wang, Gao Huang, and Jiashi Feng. How far is video generation from world model: A physical law perspective. *arXiv preprint arXiv:2411.02385*, 2024. [3](#)
- [22] JA Scott Kelso, JD DelColle, and Gregor Schöner. Action-perception as a pattern formation process. In *Attention and performance XIII*, pages 139–169. Psychology Press, 2018. [2](#)
- [23] Feng Li, Renrui Zhang, Hao Zhang, Yuanhan Zhang, Bo Li, Wei Li, Zejun Ma, and Chunyuan Li. Llava-next-interleave: Tackling multi-image, video, and 3d in large multimodal models. *arXiv preprint arXiv:2407.07895*, 2024. [1](#), [2](#)
- [24] KunChang Li, Yinan He, Yi Wang, Yizhuo Li, Wenhai Wang, Ping Luo, Yali Wang, Limin Wang, and Yu Qiao. Videochat: Chat-centric video understanding. *arXiv preprint arXiv:2305.06355*, 2023. [1](#), [2](#)
- [25] Kunchang Li, Yali Wang, Yinan He, Yizhuo Li, Yi Wang, Yi Liu, Zun Wang, Jilan Xu, Guo Chen, Ping Luo, et al. Mvbench: A comprehensive multi-modal video understanding benchmark. In *Proceedings of the IEEE/CVF Conference on Computer Vision and Pattern Recognition*, pages 22195–22206, 2024. [1](#), [2](#), [6](#)
- [26] Yunxin Li, Xinyu Chen, Baotian Hu, Longyue Wang, Haoyuan Shi, and Min Zhang. Videovista: A versatile benchmark for video understanding and reasoning. *arXiv preprint arXiv:2406.11303*, 2024. [1](#), [2](#), [3](#)
- [27] Yunxin Li, Xinyu Chen, Baotian Hu, and Min Zhang. Llms meet long video: Advancing long video comprehension with an interactive visual adapter in llms. *arXiv preprint arXiv:2402.13546*, 2024. [2](#)
- [28] Yizhi Li, Ge Zhang, Yinghao Ma, Ruibin Yuan, Kang Zhu, Hangyu Guo, Yiming Liang, Jiaheng Liu, Jian Yang, Siwei Wu, et al. Omnibench: Towards the future of universal omni-language models. *arXiv preprint arXiv:2409.15272*, 2024. [4](#)
- [29] Bin Lin, Bin Zhu, Yang Ye, Munan Ning, Peng Jin, and Li Yuan. Video-llava: Learning united visual representation by alignment before projection. *arXiv preprint arXiv:2311.10122*, 2023. [1](#), [2](#), [6](#), [9](#)
- [30] Haotian Liu, Chunyuan Li, Yuheng Li, Bo Li, Yuanhan Zhang, Sheng Shen, and Yong Jae Lee. Llava-next: Improved reasoning, ocr, and world knowledge, 2024. [2](#)
- [31] Haotian Liu, Chunyuan Li, Qingyang Wu, and Yong Jae Lee. Visual instruction tuning. *Advances in neural information processing systems*, 36, 2024. [2](#)
- [32] Yuanxin Liu, Shicheng Li, Yi Liu, Yuxiang Wang, Shuhuai Ren, Lei Li, Sishuo Chen, Xu Sun, and Lu Hou. Tempcompass: Do video llms really understand videos? *arXiv preprint arXiv:2403.00476*, 2024. [1](#)

- [33] Gaurav Maheshwari, Dmitry Ivanov, and Kevin El Haddad. Efficacy of synthetic data as a benchmark. *arXiv preprint arXiv:2409.11968*, 2024. 3
- [34] Jitendra Malik and Thomas O Binford. Reasoning in time and space. In *IJCAI*, pages 343–345, 1983. 2
- [35] David Mark. Cognitive perspectives on spatial and spatio-temporal reasoning. *Geographic Information Research*, pages 308–319, 2020. 2
- [36] Munan Ning, Bin Zhu, Yujia Xie, Bin Lin, Jiaxi Cui, Lu Yuan, Dongdong Chen, and Li Yuan. Video-bench: A comprehensive benchmark and toolkit for evaluating video-based large language models. *arXiv preprint arXiv:2311.16103*, 2023. 1, 2
- [37] Adam C Oei and Michael D Patterson. Enhancing cognition with video games: a multiple game training study. *PLoS one*, 8(3):e58546, 2013. 2
- [38] Viorica Patraucean, Lucas Smaira, Ankush Gupta, Adria Recasens, Larisa Markeeva, Dylan Banarse, Skanda Koppula, Mateusz Malinowski, Yi Yang, Carl Doersch, et al. Perception test: A diagnostic benchmark for multimodal video models. *Advances in Neural Information Processing Systems*, 36, 2024. 1
- [39] Wujian Peng, Sicheng Xie, Zuyao You, Shiyi Lan, and Zuxuan Wu. Synthesize diagnose and optimize: Towards fine-grained vision-language understanding. In *Proceedings of the IEEE/CVF Conference on Computer Vision and Pattern Recognition*, pages 13279–13288, 2024. 3
- [40] Enxin Song, Wenhao Chai, Guanhong Wang, Yucheng Zhang, Haoyang Zhou, Feiyang Wu, Haozhe Chi, Xun Guo, Tian Ye, Yanting Zhang, et al. Moviechat: From dense token to sparse memory for long video understanding. In *Proceedings of the IEEE/CVF Conference on Computer Vision and Pattern Recognition*, pages 18221–18232, 2024. 2
- [41] Wei Song, Yadong Li, Jianhua Xu, Guowei Wu, Lingfeng Ming, Kexin Yi, Weihua Luo, Houyi Li, Yi Du, Fangda Guo, et al. M3gia: A cognition inspired multilingual and multimodal general intelligence ability benchmark. *arXiv preprint arXiv:2406.05343*, 2024. 1
- [42] Elizabeth S Spelke. Principles of object perception. *Cognitive science*, 14(1):29–56, 1990. 2
- [43] Ian Spence and Jing Feng. Video games and spatial cognition. *Review of general psychology*, 14(2):92–104, 2010. 2
- [44] Oliviero Stock. *Spatial and temporal reasoning*. Springer Science & Business Media, 1998. 2
- [45] Yunlong Tang, Jing Bi, Siting Xu, Luchuan Song, Susan Liang, Teng Wang, Daoan Zhang, Jie An, Jingyang Lin, Rongyi Zhu, et al. Video understanding with large language models: A survey. *arXiv preprint arXiv:2312.17432*, 2023. 1
- [46] Zhisheng Tang and Mayank Kejriwal. Grasp: A grid-based benchmark for evaluating commonsense spatial reasoning. *arXiv preprint arXiv:2407.01892*, 2024. 4
- [47] Yong-hong Tian, Xi-lin Chen, Hong-kai Xiong, Hong-liang Li, Li-rong Dai, Jing Chen, Jun-liang Xing, Jing Chen, Xi-hong Wu, Wei-min Hu, et al. Towards human-like and transhuman perception in ai 2.0: a review. *Frontiers of Information Technology & Electronic Engineering*, 18:58–67, 2017. 1
- [48] Oguzhan Topsakal and Jackson B Harper. Benchmarking large language model (llm) performance for game playing via tic-tac-toe. *Electronics*, 13(8):1532, 2024. 4
- [49] Han Wang, Yongjie Ye, Yanjie Wang, Yuxiang Nie, and Can Huang. Elysium: Exploring object-level perception in videos via mllm. In *European Conference on Computer Vision*, pages 166–185. Springer, 2025. 3
- [50] Peng Wang, Shuai Bai, Sinan Tan, Shijie Wang, Zhihao Fan, Jinze Bai, Keqin Chen, Xuejing Liu, Jialin Wang, Wenbin Ge, Yang Fan, Kai Dang, Mengfei Du, Xuancheng Ren, Rui Men, Dayiheng Liu, Chang Zhou, Jingren Zhou, and Junyang Lin. Qwen2-vl: Enhancing vision-language model’s perception of the world at any resolution. *arXiv preprint arXiv:2409.12191*, 2024. 2, 6, 7, 9

- [51] Weihang Wang, Zehai He, Wenyi Hong, Yean Cheng, Xiaohan Zhang, Ji Qi, Shiyu Huang, Bin Xu, Yuxiao Dong, Ming Ding, et al. Lvbench: An extreme long video understanding benchmark. *arXiv preprint arXiv:2406.08035*, 2024. 1
- [52] Yi Wang, Kunchang Li, Xinhao Li, Jiashuo Yu, Yinnan He, Guo Chen, Baoqi Pei, Rongkun Zheng, Jilan Xu, Zun Wang, et al. Internvideo2: Scaling video foundation models for multimodal video understanding. *arXiv preprint arXiv:2403.15377*, 2024. 6, 9
- [53] Bo Wu, Shoubin Yu, Zhenfang Chen, Joshua B Tenenbaum, and Chuang Gan. Star: A benchmark for situated reasoning in real-world videos. *arXiv preprint arXiv:2405.09711*, 2024. 1
- [54] Haoning Wu, Zicheng Zhang, Erli Zhang, Chaofeng Chen, Liang Liao, Annan Wang, Chunyi Li, Wenxiu Sun, Qiong Yan, Guangtao Zhai, et al. Q-bench: A benchmark for general-purpose foundation models on low-level vision. *arXiv preprint arXiv:2309.14181*, 2023. 2
- [55] Wenshan Wu, Shaoguang Mao, Yadong Zhang, Yan Xia, Li Dong, Lei Cui, and Furu Wei. Mind’s eye of llms: Visualization-of-thought elicits spatial reasoning in large language models. *arXiv preprint arXiv:2404.03622*, 2024. 4
- [56] Yue Wu, Xuan Tang, Tom M Mitchell, and Yuanzhi Li. Smartplay: A benchmark for llms as intelligent agents. *arXiv preprint arXiv:2310.01557*, 2023. 4
- [57] Jiaqi Xu, Cuiling Lan, Wenxuan Xie, Xuejin Chen, and Yan Lu. Retrieval-based video language model for efficient long video question answering. *arXiv preprint arXiv:2312.04931*, 2023. 2
- [58] Ruijie Xu, Zengzhi Wang, Run-Ze Fan, and Pengfei Liu. Benchmarking benchmark leakage in large language models. *arXiv preprint arXiv:2404.18824*, 2024. 1
- [59] Yuan Yao, Tianyu Yu, Ao Zhang, Chongyi Wang, Junbo Cui, Hongji Zhu, Tianchi Cai, Haoyu Li, Weilin Zhao, Zhihui He, et al. Minicpm-v: A gpt-4v level mllm on your phone. *arXiv preprint arXiv:2408.01800*, 2024. 6, 9
- [60] Jiabo Ye, Haiyang Xu, Haowei Liu, Anwen Hu, Ming Yan, Qi Qian, Ji Zhang, Fei Huang, and Jingren Zhou. mplug-owl3: Towards long image-sequence understanding in multi-modal large language models. *arXiv preprint arXiv:2408.04840*, 2024. 1, 2
- [61] Kexin Yi, Chuang Gan, Yunzhu Li, Pushmeet Kohli, Jiajun Wu, Antonio Torralba, and Joshua B Tenenbaum. Clevrer: Collision events for video representation and reasoning. *arXiv preprint arXiv:1910.01442*, 2019. 3
- [62] Zhou Yu, Dejing Xu, Jun Yu, Ting Yu, Zhou Zhao, Yueting Zhuang, and Dacheng Tao. Activitynet-qa: A dataset for understanding complex web videos via question answering. In *Proceedings of the AAAI Conference on Artificial Intelligence*, pages 9127–9134, 2019. 1
- [63] Hang Zhang, Xin Li, and Lidong Bing. Video-llama: An instruction-tuned audio-visual language model for video understanding. *arXiv preprint arXiv:2306.02858*, 2023. 1, 2
- [64] Pan Zhang, Xiaoyi Dong, Bin Wang, Yuhang Cao, Chao Xu, Linke Ouyang, Zhiyuan Zhao, Haodong Duan, Songyang Zhang, Shuangrui Ding, et al. Internlm-xcomposer: A vision-language large model for advanced text-image comprehension and composition. *arXiv preprint arXiv:2309.15112*, 2023. 2
- [65] Pan Zhang, Xiaoyi Dong, Yuhang Zang, Yuhang Cao, Rui Qian, Lin Chen, Qipeng Guo, Haodong Duan, Bin Wang, Linke Ouyang, Songyang Zhang, Wenwei Zhang, Yining Li, Yang Gao, Peng Sun, Xinyue Zhang, Wei Li, Jingwen Li, Wenhai Wang, Hang Yan, Conghui He, Xingcheng Zhang, Kai Chen, Jifeng Dai, Yu Qiao, Dahua Lin, and Jiaqi Wang. Internlm-xcomposer-2.5: A versatile large vision language model supporting long-contextual input and output. *arXiv preprint arXiv:2407.03320*, 2024. 6, 9
- [66] Yuanhan Zhang, Bo Li, haotian Liu, Yong jae Lee, Liangke Gui, Di Fu, Jiashi Feng, Ziwei Liu, and

- Chunyu Li. Llava-next: A strong zero-shot video understanding model, 2024. [6](#), [9](#)
- [67] Zicheng Zhang, Haoning Wu, Erli Zhang, Guangtao Zhai, and Weisi Lin. A benchmark for multi-modal foundation models on low-level vision: from single images to pairs. *arXiv preprint arXiv:2402.07116*, 2024. [2](#)
- [68] Zijia Zhao, Haoyu Lu, Yuqi Huo, Yifan Du, Tongtian Yue, Longteng Guo, Bingning Wang, Weipeng Chen, and Jing Liu. Needle in a video haystack: A scalable synthetic framework for benchmarking video mllms. *arXiv preprint arXiv:2406.09367*, 2024. [3](#)