

Probing the Cosmological Principle with weak lensing shear

James Adam,^a Roy Maartens,^{a,b,c} Julien Larena,^{d,a}
Chris Clarkson^{e,a}

^aDepartment of Physics & Astronomy, University of the Western Cape,
Cape Town 7535, South Africa

^bInstitute of Cosmology & Gravitation, University of Portsmouth,
Portsmouth PO1 3FX, United Kingdom

^cNational Institute for Theoretical & Computational Sciences (NITheCS),
Cape Town 7535, South Africa

^dLaboratoire Univers et Particules de Montpellier, CNRS & Université de Montpellier,
Parvis Alexander Grothendieck, Montpellier, France 34090

^eDepartment of Physics & Astronomy, Queen Mary University of London,
London E1 4NS, United Kingdom

E-mail: james.g.adam1997@gmail.com

Abstract. The Cosmological Principle is a cornerstone of the standard model of cosmology and shapes how we view the Universe and our place within it. It is imperative, then, to devise multiple observational tests which can identify and quantify possible violations of this foundational principle. One possible method of probing large-scale anisotropies involves the use of weak gravitational lensing. We revisit this approach in order to analyse the imprint of late-time anisotropic expansion on cosmic shear. We show that the cross-correlation of shear E - and B -modes on large scales can be used to constrain the magnitude (and possibly direction) of anisotropic expansion. We estimate the signal to noise for multipoles $10 \lesssim \ell \lesssim 100$ that is achievable by a Euclid-like survey. Our findings suggest that such a survey could detect the E - B signal for reasonable values of the late-time anisotropy parameter.

Contents

1	Introduction	2
2	Modelling anisotropic expansion	4
2.1	Metric and shear	4
2.2	Equations of motion	5
2.3	Equation of state and anisotropic stress model	6
3	Weak shear limit and perturbation scheme	7
4	Angular power spectra	11
4.1	Non-linear corrections	12
4.2	Euclid tomographic source distributions	13
4.3	E - and B -mode auto-correlations	15
4.4	E - B cross-correlation	17
5	Detectability of the E-B cross-correlation	17
5.1	Estimator	17
5.2	Signal-to-noise ratios	19
6	Concluding remarks	21
A	Bianchi-I and the weak shear limit	23
A.1	Perturbed metric	23
A.2	Procedure for extracting contributions at arbitrary order	23
B	Model parameters and initial conditions	24
B.1	Cosmological parameters	24
B.2	Anisotropic stress model	25
C	Details on the computation of angular correlators	26
C.1	E - and B -mode auto-correlations	26
C.2	E - B cross-correlation	27
D	Harmonic expansions on the sphere	27
D.1	Spin-weighted spherical harmonics	28
D.2	Wigner $3j$ symbols	30
D.3	Bipolar spherical harmonics	31
E	Computation of tomographic source distributions	32

1 Introduction

A key assumption that underlies the standard model of cosmology is that, on sufficiently large scales, the universe is both homogeneous and isotropic – the Cosmological Principle. Because of its numerous and far-reaching implications, this crucial assumption has deservedly been subjected to a litany of observational tests (see e.g. [1, 2]).

The cosmic microwave background (CMB) provides tight constraints of $\sim 10^{-5}$ on anisotropy around the time of recombination. The rapid decay of un-sourced anisotropic expansion from recombination to today yields the shear constraint $\sim 10^{-10}$ – 10^{-9} [3–7]. Combining CMB data with measurements of galaxy baryon acoustic oscillations can improve this constraint by several orders of magnitude [8]. Additionally, a period of inflation rapidly isotropises the Universe and severely diminishes any primordial anisotropy [9, 10]. These considerations, along with observations of the relative abundances of light elements [11–14], appear to disfavour a period of significant anisotropic expansion during the early evolution of the Universe.

Nevertheless, these considerations do not completely rule out the possibility of a period of anisotropic expansion. In particular, *late-time anisotropy* driven by dark energy with intrinsic anisotropic pressure is quite compelling, since it has the potential to generate deviations from isotropy at late times when dark energy begins to dominate the Universe’s energy content. Anisotropic pressure appears in models of magnetised dark energy [15, 16] as well as dark energy possessing an anisotropic equation of state [17–24]. Moreover, the presence of effective anisotropic stresses is a fairly general feature of modified theories of gravity [25–28].

Measurements of late-time anisotropy and anisotropic expansion have primarily focused on probes of the Hubble diagram using type Ia supernovae (SN Ia) data [29–51]. Tests of isotropy have also been performed to check whether the rest-frame of matter coincides with that of the CMB, as required by the Cosmological Principle [52]. There are many claims of an inconsistency in radio continuum and quasar samples (see e.g. [1]), but a recent analysis of the eBOSS surveys finds consistency [53].

A lesser-known probe of late-time anisotropy is weak gravitational lensing [54]. The presence of *B*-modes on large scales in the weak-lensing signal is indicative of a violation of isotropy [55]. This contrasts starkly with standard weak-lensing wisdom which, being built on perturbed Friedmann-Lemaître-Robertson-Walker (FLRW) spacetimes, predicts that *B*-mode shear should not be generated by large-scale structure at significant levels [56–58]. On the contrary, detection of these odd-parity shear patterns at significant levels is usually seen as a sign of non-linearities [59–62], or even systematic effects that need to be removed [57, 63–66]. On large scales where late-time anisotropy is probed, the non-linear effects will not be a problem, but systematics can arise on very large scales. Nevertheless, once all systematic sources of error and spurious signals are eliminated, the detection of large-scale *B*-modes at a particular magnitude would allow us to place bounds on large-scale anisotropic expansion in the late Universe.

The fundamental object in gravitational lensing is the Jacobi matrix \mathcal{D} which maps from observed angular size θ_O to physical separation at source ξ_S

$$\xi_S = \mathcal{D}\theta_O. \quad (1.1)$$

The Jacobi matrix is usually decomposed into convergence κ , rotation ψ , and shear γ as

$$\mathcal{D} = d_A \left[\begin{pmatrix} 1 - \kappa & 0 \\ 0 & 1 - \kappa \end{pmatrix} + \begin{pmatrix} 0 & -\psi \\ \psi & 0 \end{pmatrix} + \begin{pmatrix} -\gamma_1 & \gamma_2 \\ \gamma_2 & \gamma_1 \end{pmatrix} \right], \quad (1.2)$$

where d_A is the background FLRW angular diameter distance. One can show that the rotation angle $\psi \sim \gamma^2$ can be safely ignored in the weak-lensing regime where $\gamma \ll 1$. Being a scalar object on the celestial sphere, the convergence can be expanded in terms of spherical harmonics

$$\kappa(\mathbf{n}) = \sum_{\ell,m} \kappa_{\ell m} Y_{\ell m}(\mathbf{n}), \quad (1.3)$$

where the observation direction \mathbf{n} specifies a point on the sphere. The shear, on the other hand, is a spin-2 tensor variable and thus needs to be expanded in terms of spin-weighted spherical harmonics

$$\gamma_1(\mathbf{n}) \pm i\gamma_2(\mathbf{n}) = \sum_{\ell,m} (E_{\ell m} \pm iB_{\ell m}) Y_{\ell m}^{\pm 2}(\mathbf{n}). \quad (1.4)$$

This decomposition separates the shear multipoles into even (E) and odd (B) parity contributions. Importantly, however, linear scalar perturbations of FLRW spacetimes generate only E -modes. Within the FLRW context, only vector, tensor, or higher-order scalar perturbations give rise to B -modes [59, 67, 68].

Building on their previous work, [55] developed a two-parameter perturbation scheme which handles small deviations from isotropic expansion in a systematic way [69] and used it to calculate the B -mode shear generated by the coupling of large-scale anisotropic expansion and scalar metric perturbations. Subsequently, these results were used to quantify the magnitude and behaviour of observables for surveys that will be carried out using the Euclid satellite and the Square Kilometre Array (SKA) radio telescope [70]. However, due to the limited availability of cosmic shear data at the time, [70] was only able to make a very rough estimate of $\sigma_0/\mathcal{H}_0 \lesssim 0.4$ for the strength of late-time anisotropic expansion using CFHTLenS data [71]. In addition, the estimate by [70] was made using the E - B cross-correlation at an angular scale of $\ell \sim 2000$, where additional B -mode signals are generated by non-linear dynamics.

In this work, we make use of the two-fold perturbation framework of [55], giving details of a model for generating late-time anisotropy and carrying out a systematic analysis of the E - E , E - B and B - B signals. We confirm that the B - B signal is below the noise for reasonable values of the anisotropy parameter. Then we consider the larger E - B power, exploiting the tomography of a Euclid survey [72, 73]. We make a careful estimate of the signal to noise, using a conservative range of multipoles that avoids the very largest scales $\ell \lesssim 10$, where difficult systematics typically arise, while staying in the large-scale regime $\ell \lesssim 100$, in order to avoid non-linear contamination. We make use of Halofit [74–76] in order to account for (mild) non-linearities in observed signals and to determine a cut-off scale ℓ_{\max} which avoids any possible small-scale B -mode effects. We construct a simple statistical estimator (Equation 5.4) which contains information about the magnitude and direction of anisotropic expansion. We then estimate the signal-to-noise ratios of this observable for the Euclid tomographic photometric survey, concluding that the signal should be detectable for anisotropy parameters that are consistent with current constraints.

Notation: We work in units where $c = 1$ and the metric has signature $-+++$. Spacetime indices run from 0 to 3 and are represented by lower-case Greek letters, while lower-case Latin letters i, j, \dots denote spatial indices. These indices are also used to label the ten Euclid tomographic redshift bins, but there should be no confusion, since the two types of index are never used in the same expressions simultaneously. Upper-case Latin letters index the two angular directions associated with screen space.

2 Modelling anisotropic expansion

The standard Λ CDM model is built upon the framework of a perturbed FLRW universe. Since it is constructed to obey the Cosmological Principle, the general FLRW metric (i.e. possibly spatially curved) possesses spatial slices that are both isotropic and homogeneous. If one relaxes the constraint of isotropy then one arrives at the so-called Bianchi models of spacetime. The simplest of these models – Bianchi-I – describes a universe which expands along three orthogonal spatial directions.

For the purposes of clarity and illustration, we restrict ourselves to an axisymmetric Bianchi-I model, for which two of the expansion rates are equal. Nevertheless, most of the equations we present do not rely upon this assumption.

2.1 Metric and shear

A Bianchi-I universe is described by a spatially-Euclidean, homogeneous and anisotropic metric. This simple anisotropic geometry enjoys three orthogonal spatial Killing vectors ∂_i . In co-ordinates in which the spatial axes are aligned with these directions of symmetry, the general form of the line element is given by

$$ds^2 = -dt^2 + a^2(t)\gamma_{ij}(t)dx^i dx^j = a^2(\eta) [-d\eta^2 + \gamma_{ij}(\eta)dx^i dx^j], \quad (2.1)$$

where cosmic time t and conformal time η are related in the usual manner: $a(\eta)d\eta = dt$. The spatial metric γ is defined as (no sum over i)

$$\gamma_{ij}(t) = \exp[2\beta_i(t)]\delta_{ij}, \quad \gamma^{ij}(t) = \exp[-2\beta_i(t)]\delta^{ij}. \quad (2.2)$$

The three β_i functions are subject to the constraint $\sum_i \beta_i(t) = 0$. Clearly, if $\beta_1(t) = \beta_2(t) = 0$ (up to a constant) we recover the FLRW spacetime. If the β_i are not equal to one-another, however, we will have anisotropic expansion (or contraction). In analogy to the conformal Hubble parameter $\mathcal{H} \equiv a'/a$, which quantifies isotropic expansion, the (conformal) geometric shear σ is a measure of the rate of anisotropic expansion. This quantity is defined as

$$\sigma_{ij} \equiv \frac{1}{2}\gamma'_{ij} = \beta'_i \gamma_{ij}, \quad (2.3)$$

where the prime represents a derivative with respect to conformal time η . It is clear that σ is both symmetric and traceless (i.e. $\gamma^{ij}\sigma_{ij} = \sum_i \beta'_i = 0$). Furthermore, we define the (squared) amplitude of the shear to be

$$\sigma^2 \equiv \sigma_{ij}\sigma^{ij} = \sum_i \beta_i'^2. \quad (2.4)$$

If we impose axisymmetry and choose to align the axis of symmetry with the z -direction, the expansion coefficients and components of the shear simplify to

$$\beta_1 = \beta_2 = -\frac{1}{2}\beta_3, \quad \sigma_1 = \sigma_2 = -\frac{1}{2}\sigma_3, \quad (2.5)$$

where $(\sigma^i_j) = \text{diag}(\sigma_1, \sigma_2, \sigma_3)$ and $\sigma_i = \beta'_i$.

2.2 Equations of motion

The momentum constraint of the Einstein equations precludes the possibility of a net momentum density/energy flux in Bianchi-I spacetimes. Thus, the most general energy-momentum tensor that is consistent with the restrictions of a Bianchi-I geometry is

$$T^{\mu\nu} = (\rho + P)u^\mu u^\nu + P g^{\mu\nu} + \Pi^{\mu\nu}. \quad (2.6)$$

The energy density ρ , isotropic pressure P , and fluid velocity \mathbf{u} are analogous to their perfect-fluid counterparts. One can easily confirm that $\mathbf{u} = a^{-1}\partial_\eta$ is a geodesic in Bianchi-I and hence that we can work in a frame in which the fluid velocity $u^\mu = a^{-1}\delta^\mu_0$. The anisotropic stress tensor is symmetric ($\Pi_{\mu\nu} = \Pi_{\nu\mu}$), traceless ($\Pi^\mu_\mu = 0$), and transverse ($u_\mu \Pi^{\mu\nu} = 0$).

The Einstein field equations for a Bianchi-I metric take the form [77]

$$\mathcal{H}^2 = \frac{8\pi G}{3}a^2\rho + \frac{1}{6}\sigma^2 \quad (2.7a)$$

$$\mathcal{H}' = -\frac{4\pi G}{3}a^2(\rho + 3P) - \frac{1}{3}\sigma^2 \quad (2.7b)$$

$$(\sigma^i_j)' = -2\mathcal{H}\sigma^i_j + 8\pi G a^2 \tilde{\pi}^i_j \quad \text{where} \quad a^2 \tilde{\pi}_{ij} \equiv \Pi_{ij}, \quad (2.7c)$$

while the general conservation equation reads

$$\rho' = -3\mathcal{H}(\rho + P) - \sigma^{ij}\tilde{\pi}_{ij}, \quad (2.8)$$

for each species of fluid. Note that we have defined $\tilde{\pi}_{ij}$ so that its indices can be raised (lowered) by γ^{ij} (γ_{ij}). In the above equations, the total energy density $\rho = \rho_m + \rho_\gamma + \rho_{de}$ is the sum of the non-relativistic matter (cold dark matter and baryons), radiation, and dark energy densities, respectively. The non-relativistic matter and radiation possess barotropic equation of state parameters $w_m = 0$ and $w_\gamma = 1/3$, and vanishing anisotropic stress $\tilde{\pi}_{ij}^m = \tilde{\pi}_{ij}^\gamma = 0$. Furthermore, in order to close this set of equations one needs to specify an equation of state for the pressure P_{de} as well as a model for the anisotropic stress term $\tilde{\pi}_{ij}$.

Defining the density parameters

$$\Omega_\rho \equiv \frac{8\pi G a^2 \rho}{3\mathcal{H}^2}, \quad \Omega_\sigma \equiv \frac{\sigma^2}{6\mathcal{H}^2}, \quad (2.9)$$

allows us to write the Friedmann constraint Equation 2.7a as

$$\Omega_m + \Omega_{de} + \Omega_\gamma + \Omega_\sigma = 1. \quad (2.10)$$

The quantities Ω_m , Ω_{de} and Ω_γ have been measured to sub-percent precision by the Planck survey [78]. This allows us to place bounds on the value of σ/\mathcal{H} and hence quantify the possible amount of anisotropic expansion. Now, we know that on large scales the universe is well-described by the isotropic Λ CDM model (i.e. cold or non-relativistic dark matter with a cosmological constant Λ). For an anisotropic model to be consistent with observations, we must therefore demand that the ratio σ/\mathcal{H} be very small over the history of the universe. In other words, our consistency condition is

$$\frac{\sigma}{\mathcal{H}} \ll 1. \quad (2.11)$$

The current values of the matter (baryonic and cold dark) and dark energy density parameters obtained by the Planck mission in a six-parameter Λ CDM model fit are $\Omega_{m0} =$

0.315(7) and $\Omega_{de0} = \Omega_{\Lambda 0} = 0.685(7)$, respectively [78, 79]. If we assume that the shear density parameter Ω_σ is smaller than the uncertainty brackets surrounding Ω_{m0} and Ω_{de0} , we can obtain a crude estimate for a consistent value of $\Omega_{\sigma 0}$. The shear density parameter can be thought of as ‘hiding’ in the uncertainties of the other density parameters. In other words, we set the constraint $\Omega_{\sigma 0} \lesssim 10^{-2}$. In the case of axisymmetry, this translates to $|(\sigma_1)_0/\mathcal{H}_0| \lesssim 10^{-1}$.

2.3 Equation of state and anisotropic stress model

Without a mechanism to drive it, the shear decays as $\sigma \propto a^{-2}$ and any effects of anisotropic expansion quickly become negligible. One possible source of late-time anisotropic expansion is a type of anisotropic dark energy. Following [69], we assume that the matter in the universe is described by a pressureless fluid (perfect fluid with $w_m = 0$) and a dark energy component with anisotropic pressure.

In order to close the Einstein Equation 2.7 and conservation Equation 2.8 system, both the pressure and anisotropic stress of the dark fluid need to be modelled or given an equations of state. The specific form of this model can, in principle, mimic the expected anisotropic stresses generated by some physical process. For our purposes, we consider a toy model inspired by [70]

$$\Pi_j^i(a) = f(a)W_j^i, \quad (2.12)$$

where W_j^i is a constant matrix and f is a time-dependent function which has the dimensions of energy density. For models of this type, the formal solution to Equation 2.7c is

$$\sigma_j^i(a) = \left(\frac{a}{a_I}\right)^{-2} \left[\sigma_I^i j + 8\pi G a_I^2 \int_{a_I}^a \frac{d\bar{a}}{a_I} \left(\frac{\bar{a}}{a_I}\right)^3 \frac{f(\bar{a})}{\mathcal{H}(\bar{a})} W_j^i \right]. \quad (2.13)$$

where a_I is the value of the scale factor at some time t_I , and $\sigma_I^i j = \sigma_j^i(a_I)$. The solution in Equation 2.13 contains a decaying mode ($\sim a^{-2}$) and a possible growing mode (the integral) which correspond, respectively, to the homogeneous and particular solution of the differential Equation 2.7c. The growing mode is responsible for late-time anisotropic expansion while the decaying mode should become negligible during the early evolution of the Universe. If we wish to constrain the value of the spatial shear today, we therefore need to consider carefully how to select only the growing mode in a numerical implementation of Equation 2.13 as this solution is highly sensitive to model parameters. In Appendix B.2 we detail how we use this solution to select model parameters W_j^i which carefully avoid the decaying mode.

We use a particularly simple form for f which encourages shear growth at late times:

$$f(a) = \frac{\mathcal{H}_0^2}{8\pi G} \Omega_{de}(a), \quad (2.14)$$

with the dark energy density parameter $\Omega_{de} \equiv 8\pi G a^2 \rho_{de}/\mathcal{H}^2$. The evolution of the dark energy density depends on the behaviour of the shear and anisotropic stress. For a constant equation of state parameter $w_{de} \equiv P_{de}/\rho_{de}$, the analytic solution is of the form

$$\rho_{de}(a) = \left(\frac{a}{a_0}\right)^{-3(1+w_{de})} \left[\rho_{de0} - \int_{a_0}^a \frac{d\bar{a}}{a_0} \frac{\sigma^{ij}(\bar{a}) \tilde{\pi}_{ij}(\bar{a})}{\mathcal{H}(\bar{a})} \left(\frac{\bar{a}}{a_0}\right)^{2+3w_{de}} \right]. \quad (2.15)$$

A quick sanity check confirms that if $w_{de} = -1$ and the anisotropic stress is weak, then the dark energy density is approximately constant. Although we could in principle investigate

other parametrisations, we fix the the dark energy equation of state for the isotropic pressure P_{de} to be

$$w_{de} = \frac{P_{de}}{\rho_{de}} = -1. \quad (2.16)$$

Importantly, we note that since we expect $|\sigma_{ij}|/\mathcal{H} \ll 1$ to be of the same order as $|\tilde{\pi}_{ij}|/\rho_{de}$, the product of the shear and anisotropic stress in Equation 2.15 should be doubly small. Thus, in accordance with the perturbation scheme described in §3, we neglect this contribution and the dark energy density is approximated by a cosmological constant

$$\rho_{de} \approx \rho_{\Lambda} = \frac{\Lambda}{8\pi G}. \quad (2.17)$$

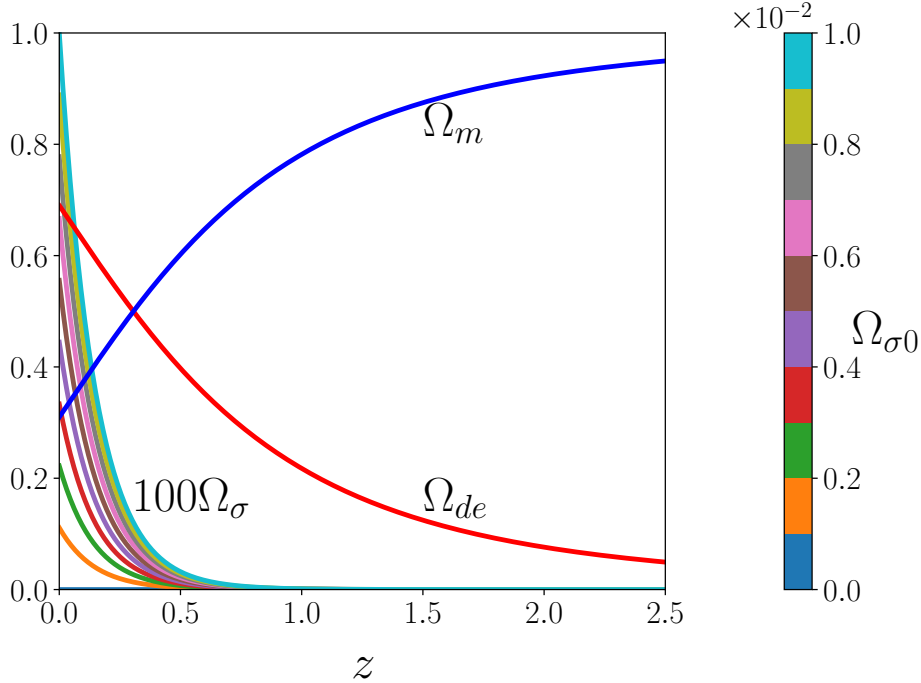


Figure 2.1: Evolution of density parameters Ω_m , Ω_{de} , and Ω_{σ} (scaled by a factor of 100) up to $z = 2.5$ for various values of $\Omega_{\sigma 0}$.

The effect of varying the current shear density parameter $\Omega_{\sigma 0}$ up to a maximum value of 10^{-2} is shown in Figure 2.1. The procedure for generating the initial conditions and model parameters necessary to compute the evolution of σ is outlined in Appendix B.2.

3 Weak shear limit and perturbation scheme

In principle, one could derive (as presented in [10, 77, 80]) and subsequently solve the perturbed Einstein equations for a Bianchi-I universe to predict the behaviour of universes with large-scale anisotropies. Thereafter, one could solve the Sachs equation to quantify the effect that these spacetime geometries would have on lensing observables. The effect of a background Bianchi-I universe on weak gravitational lensing has already been solved exactly in [81].

It is easy to understand why the prospect of solving the perturbed Einstein equations for a Bianchi-I universe is a daunting one. Because there are fewer symmetries and more degrees of freedom at the background level, the perturbation equations are naturally more complex and do not decouple cleanly into scalar, vector, and tensor modes. Moreover, many Boltzmann codes (such as CAMB or CLASS) that solve perturbation equations as part of their repertoire are built on the backbone of FLRW cosmologies. Besides, it is well known that our Universe is described rather well by FLRW cosmologies on large scales. The natural question of treating large-scale anisotropies perturbatively has been investigated in detail by [82] and subsequently by [83]. The advantage of this framework is that anisotropic cosmologies can be treated as homogeneous, deterministic (i.e. non-stochastic) perturbations atop an FLRW background and analysed accordingly. Moreover, many of the tools (both theoretical and numerical) that have been developed for traditional cosmological perturbation theory can be brought to bear. Using this idea, [55] employed a two-fold perturbation scheme in [69, 70] which treats Bianchi-I degrees of freedom as a small perturbation of a spatially-flat FLRW spacetime in order to estimate B -mode shear generated by large-scale, late-time anisotropies.

The shear σ adds degrees of freedom that are not present in FLRW cosmologies. More concretely, it adds homogeneous anisotropic expansion which can lead to anisotropies on large scales. However, since the universe appears to be (mostly) well-described by an isotropic cosmology, we expect the anisotropic expansion encoded by σ to be much weaker than the isotropic expansion described by the Hubble rate \mathcal{H} . Thus, we work in the *weak shear limit* described by [69, 70]

$$\left| \frac{\sigma_{ij}}{\mathcal{H}} \right| \ll 1. \quad (3.1)$$

More precisely, it is assumed that $|\beta_i| \ll 1$ are small perturbations to Euclidean space and hence that the spatial metric is given by

$$\gamma_{ij} \approx \delta_{ij} + 2\beta_{ij}, \quad (3.2)$$

with $\beta_{ij} \equiv \text{diag}(\beta_i)$ if our axes align with the principal directions of shear. Furthermore, we assume that

$$\frac{d\beta_{ij}}{d \ln a} = \frac{\sigma^i_j}{\mathcal{H}} \quad (3.3)$$

is of the same order as β_{ij} .

This means we can treat σ and related quantities as small perturbations to an isotropic FLRW spacetime. These zero-mode (homogeneous) perturbations are independent of the usual scalar-vector-tensor (SVT) perturbations that are introduced upon an FLRW background when studying inhomogeneities in our universe. This suggests that we make use of a two-fold perturbation scheme which captures the order of both types of perturbations. Following [69], we define the perturbation order $\{n, m\}$ to correspond to a perturbed quantity of order n in the shear σ (and its time derivatives) and order m in the scalar variables (and derivatives thereof). Thus, orders $\{1, 0\}$ and $\{0, 1\}$ correspond to first order perturbations in shear and scalar degrees of freedom, respectively, and quantities of the form $(\sigma/\mathcal{H})^n \Phi^m$ and $(\beta')^n (\partial\Psi)^m$ are of order $\{n, m\}$. Vector and tensor perturbations are of at least order $\{1, 1\}$ since they are dominated by scalar perturbations in FLRW cosmologies (at least in the late universe due to their rapid decay) and because they only couple to the scalar evolution equations through the shear [10, 77]. Clearly order $\{0, 0\}$ corresponds to the un-perturbed background (flat FLRW) cosmology. Written schematically, a quantity Q is expanded up to

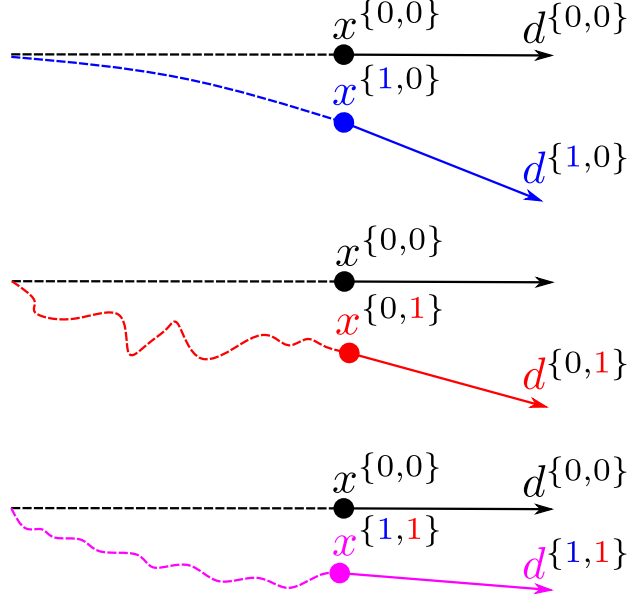


Figure 3.1: Diagram illustrating the perturbed path $x^{\{n,m\}}$ of a light ray and its direction vector $d^{\{n,m\}}$ up to order $\{1,1\}$. The perturbed quantities are colour coded, with first-order shear perturbed quantities (order $\{1,0\}$) being blue and first-order scalar FLRW perturbed quantities ($\{0,1\}$) being red. The order $\{1,1\}$ perturbed path and direction vector (which may contain products of $\{1,0\}$ and $\{0,1\}$ quantities as well as vector and tensor perturbations) are coloured magenta.

order $\{1,1\}$ as

$$Q^{\{1,1\}} = \underbrace{Q^{\{0,0\}}}_{\text{FLRW}} + \overbrace{\delta Q^{\{1,0\}}}^{\text{BI}} + \underbrace{\delta Q^{\{0,1\}}}_{\text{S}} + \overbrace{\delta Q^{\{1,1\}}}^{\text{BI}\times\text{S}+\text{V}+\text{T}}, \quad (3.4)$$

where BI stands for Bianchi-I, S for scalar, V for vector, and T for tensor modes, respectively. For clarity, note that the object $Q^{\{n,m\}}$ contains terms of the order *up to and including* $\{n,m\}$ whereas $\delta Q^{\{n,m\}}$ contains *only* terms of the order $\{n,m\}$. Now the problem of extracting particular perturbation orders from an expression rears its head. A general method for solving this problem is outlined in appendix A.2.

The process of solving the Sachs equation in order to obtain the perturbed lensing variables up to order $\{1,1\}$ is long and involved. In this section, we summarise the key results of [55] and clarify the reasoning they employed to isolate the dominant contribution to the shear multipoles. More details can be found in their paper [69]. The perturbed Bianchi-I metric along with our particular gauge choice can be found in appendix A.1.

E -modes appear at all perturbation orders up to $\{1,1\}$, while B -modes are only generated at order $\{1,1\}$

$$E_{\ell m}^{\{1,1\}} = \delta E_{\ell m}^{\{1,0\}} + \delta E_{\ell m}^{\{0,1\}} + \delta E_{\ell m}^{\{1,1\}} \quad (3.5a)$$

$$B_{\ell m}^{\{1,1\}} = \delta B_{\ell m}^{\{1,1\}}. \quad (3.5b)$$

Order {1,0}

The order {1,0} Bianchi-I correction to the shear is given by¹

$$\delta E_{\ell m}^{\{1,0\}}(\chi) = \sqrt{6} \left[\mathcal{E}_{2m}(\chi) - \frac{2}{\chi} \int_0^\chi d\chi_1 \mathcal{E}_{2m}(\chi_1) \right] \delta_{\ell 2}, \quad (3.6)$$

where $\chi \equiv \eta_0 - \eta$ is the conformal distance down the lightcone. The quadrupole coefficients \mathcal{E}_{2m} are defined in terms of the homogeneous perturbation β_{ij} :

$$\mathcal{E}_{2m} = \begin{cases} -\sqrt{\pi/5} (\beta_{xx} + \beta_{yy}) & m = 0, \\ 2\sqrt{\pi/30} (\mp \beta_{xz} + i\beta_{yz}) & m = \pm 1, \\ \sqrt{\pi/30} (\beta_{xx} - \beta_{yy} \mp 2i\beta_{xy}) & m = \pm 2. \end{cases} \quad (3.7)$$

Clearly, aligning our co-ordinate axes with the principal axes of expansion greatly simplifies the form of Equation 3.7. Furthermore, imposing axisymmetry along the z -axis means that the $m = 0$ quadrupole is the only non-zero harmonic coefficient.

Order {0,1}

At order {0,1}, the standard result expresses the E -mode shear in terms of the Weyl potential $\varphi \equiv \Phi + \Psi$

$$\delta E_{\ell m}^{\{0,1\}}(\chi_S) \equiv -\frac{1}{2} \left[\frac{(\ell+2)!}{(\ell-2)!} \right]^{1/2} \int_0^{\chi_S} d\chi q(\chi, \chi_S) \varphi_{\ell m}(\chi), \quad (3.8)$$

where the function q has been defined as a weighted integral over the source distribution function \mathcal{N}

$$q(\chi, \chi_S) = \int_\chi^{\chi_S} d\chi_1 \frac{\chi_1 - \chi}{\chi_1 \chi} \mathcal{N}(\chi_1). \quad (3.9)$$

For tomographic source distributions, we label the weight function corresponding to a tomographic bin i as q^i , and simply replace \mathcal{N} in Equation 3.9 with the source distribution \mathcal{N}^i .

The multipoles of φ can be expressed in terms of the transfer function T_φ and the primordial curvature perturbation \mathcal{R} :

$$\varphi_{\ell m}(\chi) = i^\ell \left(\frac{2}{\pi} \right)^{1/2} \int d^3\mathbf{k} Y_{\ell m}^*(\hat{\mathbf{k}}) j_\ell(k\chi) T_\varphi(\chi, k) \mathcal{R}(\mathbf{k}), \quad (3.10)$$

where $Y_{\ell m}$ is a spherical harmonic and j_ℓ is a spherical Bessel function.

Order {1,1}

The dominant contribution to the shear at order {1,1} is given by a post-Born correction [69]. More specifically, the Bianchi-I angular deflection $\alpha^{\{1,0\}}$ couples to the scalar potential φ to produce a source term in the Sachs equation of the form

$$S_{AB}^{\{1,1\}} = \frac{1}{\chi} \alpha^{C\{1,0\}} D_C D_{\langle A} D_{B\rangle} \varphi, \quad (3.11)$$

which contains three covariant angular derivatives D_A . Each derivative generates a factor of $\mathcal{O}(\ell)$ in multipole space. This post-Born source term is therefore $\mathcal{O}(\ell^3)$, which should

¹Note that we do not project with the source distribution \mathcal{N} since the {1,0} correction is not stochastic and thus does not appear in the {1,1} correlation functions.

dominate other terms at sufficiently large ℓ . With this simplification, the $\{1,1\}$ corrections to the E -modes and B -modes are

$$\delta E_{\ell m}^{\{1,1\}}(\chi_S) = \frac{(-1)^{m+1}}{4} \sum_{\substack{m_1 \\ \ell_2, m_2}} \int_0^{\chi_S} d\chi q(\chi, \chi_S) \left[\frac{(\ell_2 + 2)!}{(\ell_2 - 2)!} \right]^{1/2} \alpha_{2m_1}^{\{1,0\}}(\chi) \varphi_{\ell_2 m_2}(\chi) \cdot \left[1 + (-1)^{\ell + \ell_2} \right] \begin{pmatrix} \ell & 2 & \ell_2 \\ -m & m_1 & m_2 \end{pmatrix}^2 F_{\ell 2 \ell_2} \quad (3.12a)$$

$$\delta B_{\ell m}^{\{1,1\}}(\chi_S) = \frac{(-1)^{m+1}}{4i} \sum_{\substack{m_1 \\ \ell_2, m_2}} \int_0^{\chi_S} d\chi q(\chi, \chi_S) \left[\frac{(\ell_2 + 2)!}{(\ell_2 - 2)!} \right]^{1/2} \alpha_{2m_1}^{\{1,0\}}(\chi) \varphi_{\ell_2 m_2}(\chi) \cdot \left[1 - (-1)^{\ell + \ell_2} \right] \begin{pmatrix} \ell & 2 & \ell_2 \\ -m & m_1 & m_2 \end{pmatrix}^2 F_{\ell 2 \ell_2}. \quad (3.12b)$$

The quadrupole coefficients $\alpha_{2m}^{\{1,0\}}$ are defined in terms of the matrix

$$\alpha_{ij}(\chi) \equiv -\frac{2}{\chi} \int_0^\chi d\chi_1 \beta_{ij}(\chi_1) \quad (3.13)$$

and follow the same pattern as [Equation 3.7](#).

We note, however, that, as with the CMB, this kind of gradient expansion is only valid for describing structures on scales larger than the typical deflection angle $\bar{\alpha}$ corresponding to a multipole $\ell \sim \pi/\bar{\alpha}$.

4 Angular power spectra

Under parity, the shear E -modes transform like multipoles of a scalar quantity, while the B -modes transform like those of a pseudo-scalar

$$E_{\ell m} \mapsto (-1)^\ell E_{\ell m}, \quad B_{\ell m} \mapsto (-1)^{\ell+1} B_{\ell m}. \quad (4.1)$$

These transformation properties have implications for the allowed angular correlation functions of shear E - and B -modes. In particular, the auto- and cross-correlation functions satisfy [\[69, 84, 85\]](#)

$$\langle E_{\ell m} E_{\ell' m'}^* \rangle = (-1)^{\ell + \ell'} \langle E_{\ell m} E_{\ell' m'}^* \rangle \quad (4.2a)$$

$$\langle B_{\ell m} B_{\ell' m'}^* \rangle = (-1)^{\ell + \ell'} \langle B_{\ell m} B_{\ell' m'}^* \rangle \quad (4.2b)$$

$$\langle E_{\ell m} B_{\ell' m'}^* \rangle = (-1)^{\ell + \ell' + 1} \langle E_{\ell m} B_{\ell' m'}^* \rangle. \quad (4.2c)$$

Hence, provided that no parity-violating physics is at play, the auto-correlations vanish whenever $\ell + \ell'$ is an odd integer while the cross-correlation vanishes whenever $\ell + \ell'$ is even. These selection rules necessitate that we use statistical measures well-suited to study the off-diagonal correlators that arise frequently in studies of anisotropy.

One set of special functions that are particularly well-adapted to quantifying deviations from isotropy are bipolar spherical harmonics (BipoSHs). These harmonics (the properties of which are summarised in [Appendix D.3](#)) have been used extensively in the context of the CMB in order to investigate a wide range of possible sources of anisotropy [\[86–92\]](#). For

two stochastic variables X and Z , the BipoSH multipole coefficients are given by linear combinations of the raw angular correlations $\langle X_{\ell m} Z_{\ell' m'}^* \rangle$ [88]

$${}^{XZ}\mathcal{A}_{\ell\ell'}^{LM} = \sqrt{2L+1} \sum_{m,m'} (-1)^{L+m} \begin{pmatrix} \ell & \ell' & L \\ -m & m' & M \end{pmatrix} \langle X_{\ell m} Z_{\ell' m'}^* \rangle. \quad (4.3)$$

where the 2×3 matrix is a Wigner $3j$ symbol. For a statistically-isotropic Universe these coefficients reduce to the (re-scaled) diagonal power spectrum

$${}^{XZ}\mathcal{A}_{\ell\ell'}^{LM} = (-1)^\ell \sqrt{2\ell+1} C_\ell^{XZ} \delta_{\ell\ell'} \delta_{L0} \delta_{M0}. \quad (4.4)$$

Although they are a mathematically elegant measure of deviations from isotropy, it is impossible to accurately determine each BipoSH multipole individually. This is because Equation 4.3 is an invertible change of basis and we only have access to one set of multipole coefficients $X_{\ell m}$ and $Z_{\ell' m'}$ from any single all-sky map. In practice, in order to beat down cosmic variance, one has to form combinations of BipoSH coefficients or construct an estimator based on some model of anisotropy.

Although not essential, we make use of the Limber approximation in order to compute all theoretical angular power spectra and BipoSH coefficients. Nevertheless, this approximation should be fairly accurate for lensing observables even for $\ell \gtrsim 12$ [93]. The non-Limber expressions for all spectra can be found in Appendix C.

4.1 Non-linear corrections

The kernels that arise in weak lensing are broad and have a smoothing effect on the matter power spectrum. During line-of-sight projection, these kernels mix large angular modes with small spatial modes (and vice-versa). Moreover, weak lensing surveys are sensitive to redshifts $z \lesssim 3$. Consequently, non-linear features in the matter power spectrum manifest themselves at relatively large angular scales in lensing power spectra and need to be accounted for.

B -modes can be generated by non-linear effects at small scales. We need to avoid scales where these additional B -mode mechanisms could play a significant role and overshadow the effect we are trying to study. Including some non-linear effects in our B -mode angular power spectra will therefore allow us to gauge the limiting scale of our analysis more effectively.

Properly accounting for non-linear features in the matter power spectrum is a complex endeavour. Nevertheless, we can make significant headway by re-scaling the scalar transfer function T_φ according to [94, 95]

$$T_\varphi(z, k) \mapsto c_{\text{NL}}(\chi, k) T_\varphi(z, k). \quad (4.5)$$

The non-linear correction factor c_{NL} is defined in terms of the linear and non-linear matter power spectra

$$c_{\text{NL}}(z, k)^2 \equiv \frac{P_m^{\text{NL}}(z, k)}{P_m^{\text{L}}(z, k)}, \quad (4.6)$$

and allows for a smooth interpolation between the two regimes. In this work we make use of HaloFit (through its implementation in CLASS [96]) in order to model the non-linear matter power spectrum P_m^{NL} .

In the Limber approximation, for a given multipole value ℓ , the transfer functions are evaluated along the $k = \nu_\ell/\chi$ curve in the k - χ plane with $\nu_\ell \equiv \ell + 1/2$. Plots of $c_{\text{NL}}(z, \nu_\ell/\chi)$

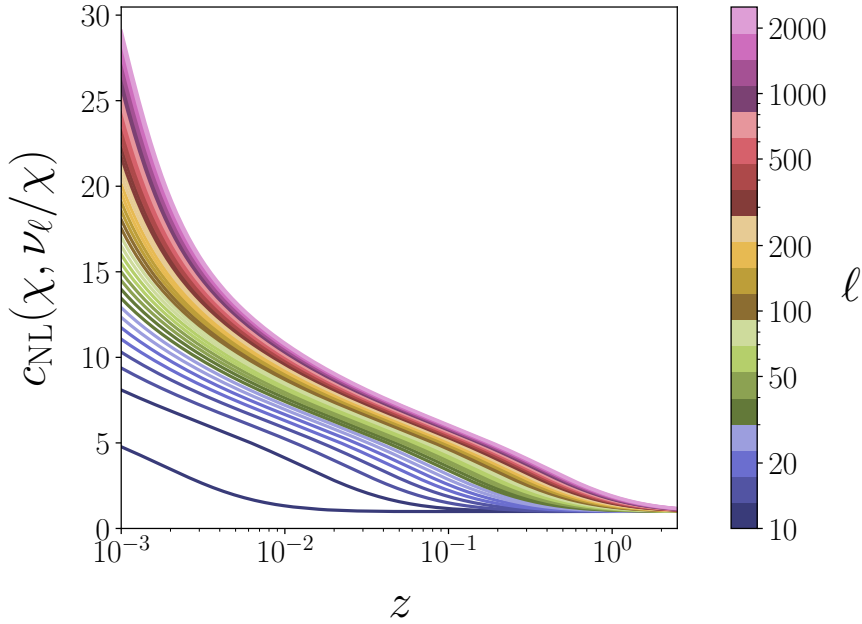


Figure 4.1: Non-linear correction factor calculated using HaloFit up to $z = 2.5$ and $10 \leq \ell \leq 2500$.

for several values of ℓ are shown in Figure 4.1. As would be expected, non-linear effects are most prominent at low redshift and small angular scales. Nevertheless, the integrated effect becomes noticeable even around $\ell \gtrsim 100$.

4.2 Euclid tomographic source distributions

Physical lensing observables are usually the average of some quantity measured along the line of sight. For example, the weak-lensing shear at some point in the sky can be estimated by determining the average ellipticity of galaxies in the bin/set of pixels corresponding to that particular direction. Theoretical calculations and predictions therefore require knowledge of galaxy source distributions. These are survey-specific and are usually measured in terms of redshift.

The normalised source distribution $\mathcal{N}(\chi)$ is defined such that $dP = \mathcal{N}(\chi)d\chi$ represents the probability of finding a source in the interval $[\chi, \chi + d\chi]$. However, these distributions are usually modelled as functions of redshift z . The source redshift distribution $n(z)$ allows us to calculate the probability of finding a source $dP = n(z)dz$ over the redshift interval $[z, z + dz]$. These two distributions are clearly related through

$$\mathcal{N}(\chi) = n(z(\chi)) \frac{dz}{d\chi} = n(z(\chi)) \frac{a_0}{a(\chi)} \mathcal{H}(\chi), \quad (4.7)$$

where the final equality follows from the redshift relation in an FLRW spacetime $1 + z = a_0/a$. Suppose that the survey in question is only sensitive up to some redshift z_S corresponding to a conformal light-cone distance χ_S . The effective, expected value of a quantity Q up to this

cut-off is then

$$Q(\chi_S) = \int_0^{\chi_S} d\chi \mathcal{N}(\chi) Q(\chi) = \int_0^{z_S} dz n(z) Q(z) = \int_0^{\chi_S} d\chi n(z(\chi)) \frac{a_0}{a(\chi)} \mathcal{H}(\chi) Q(\chi). \quad (4.8)$$

This is essentially a projected version of Q along a particular line of sight. The source distributions must therefore be normalised such that

$$\int_0^{\chi_S} d\chi \mathcal{N}(\chi) = \int_0^{z_S} dz n(z) = 1. \quad (4.9)$$

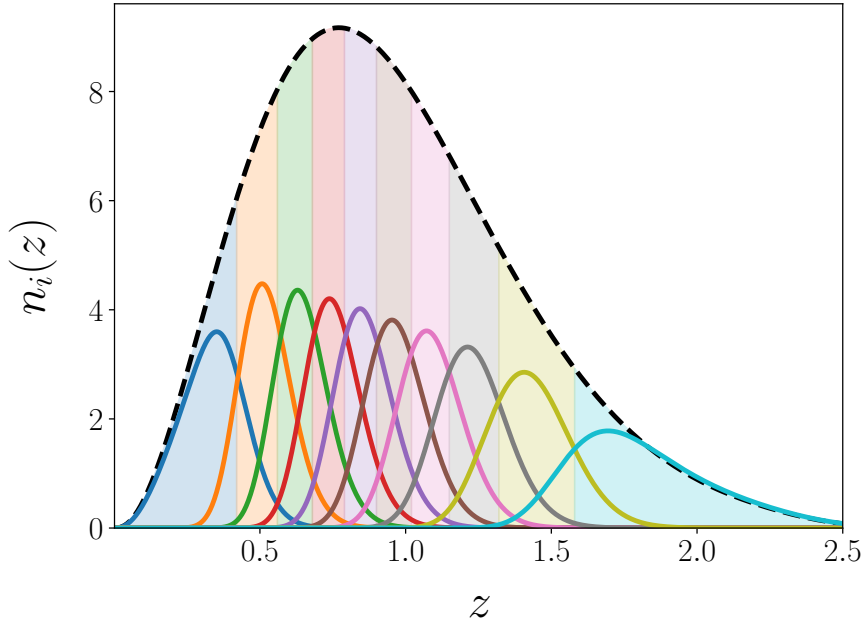


Figure 4.2: Plot illustrating how the full source distribution n_F (dashed line) has been decomposed into 10 tomographic source distributions n_i (coloured lines). The full source distribution n_F has been scaled by a factor of 10 so that the area beneath it is equal to the sum of the areas beneath the tomographic distributions. Since the bins are equi-populated, the area underneath each coloured line is the same as the area of the corresponding shaded region.

Along with providing some information about time evolution, sub-dividing a population of source galaxies into redshift bins increases the amount of information available and can improve parameter constraints [97]. In its modelling and forecasts [72, 73], Euclid uses ten equi-populated bins with edges $z_i^\pm \in \{0.0010, 0.42, 0.56, 0.68, 0.79, 0.90, 1.02, 1.15, 1.32, 1.58, 2.50\}$, where $1 \leq i \leq 10$ is the bin label and $z_i^+ = z_{i+1}^-$. The i th tomographic source distribution $n_i(z)$ is constructed by weighting the underlying source distribution $n(z)$ by the probability that a galaxy at redshift z has a measured photometric redshift within the range $z_i^- \leq z_{\text{ph}} \leq z_i^+$. The resulting tomographic source distributions are shown alongside the full distribution in Figure 4.2. Specific details on the n_i functions can be found in Appendix E.

4.3 E - and B -mode auto-correlations

The correlation between $\{1,1\}$ E -mode multipoles in Equation 3.5a calculated for tomographic bins i and j includes a combination of $\{0,1\}$ and $\{1,1\}$ terms

$$\begin{aligned} \langle E_{\ell m}^{i\{1,1\}} E_{\ell' m'}^{j\{1,1\}*} \rangle &= \langle \delta E_{\ell m}^{i\{0,1\}} \delta E_{\ell' m'}^{j\{0,1\}*} \rangle + \langle \delta E_{\ell m}^{i\{0,1\}} \delta E_{\ell' m'}^{j\{1,1\}*} \rangle \\ &+ \langle \delta E_{\ell m}^{i\{1,1\}} \delta E_{\ell' m'}^{j\{0,1\}*} \rangle + \langle \delta E_{\ell m}^{i\{1,1\}} \delta E_{\ell' m'}^{j\{1,1\}*} \rangle. \end{aligned} \quad (4.10)$$

Note that corrections at order $\{1,0\}$ are fully deterministic and so do not contribute to any two-point correlation functions up to order $\{1,1\}$: $\langle X^{\{1,0\}} Z^{\{0,1\}} \rangle = X^{\{1,0\}} \langle Z^{\{0,1\}} \rangle = 0$ and $\langle X^{\{1,0\}} Z^{\{1,1\}} \rangle = X^{\{1,0\}} \langle Z^{\{1,1\}} \rangle = 0$ since linear stochastic perturbations have zero mean. Furthermore, since we are considering late-time anisotropic expansion, we assume that the primordial curvature perturbation \mathcal{R} is a Gaussian random variable and its variance is diagonal and rotationally invariant

$$\langle \mathcal{R}(\mathbf{k}) \mathcal{R}(\mathbf{k}')^* \rangle = P(k) \delta(\mathbf{k} - \mathbf{k}'). \quad (4.11)$$

The primordial power spectrum P wholly specifies the statistics of \mathcal{R} .

The first term in Equation 4.10 is the usual E -mode correlation generated by scalar perturbations and scales as $\sim \varphi^2$. Due to statistical isotropy and homogeneity at this level, this correlation function reduces to the E -mode power spectrum $C_{\ell}^{E^i E^j}$. Applying the Limber approximation to Equation C.2 leads to the well-known expression

$$C_{\ell}^{E^i E^j} = \frac{1}{4} \frac{(\ell + 2)!}{(\ell - 2)!} \int_0^{\chi_S} \frac{d\chi}{\chi^2} q^i(\chi, \chi_S) q^j(\chi, \chi_S) P\left(\frac{\nu_{\ell}}{\chi}\right) \left| T_{\varphi}\left(\chi, \frac{\nu_{\ell}}{\chi}\right) \right|^2, \quad (4.12)$$

with $\nu_{\ell} \equiv \ell + 1/2$.

Although the B -mode correlation function in Equation C.9 has off-diagonal contributions, in order to compare its magnitude to that of $C_{\ell}^{E^i E^j}$ we compute the B -mode power spectrum defined as

$$C_{\ell}^{B^i B^j} \equiv (-1)^{\ell} \frac{B^i B^j \mathcal{A}_{\ell\ell}^{00}}{\sqrt{2\ell + 1}} = \frac{1}{2\ell + 1} \sum_m \langle B_{\ell m}^{i\{1,1\}} B_{\ell m}^{j\{1,1\}*} \rangle. \quad (4.13)$$

Using the Limber approximation leads to

$$\begin{aligned} C_{\ell}^{B^i B^j} &= \frac{\pi}{150} \sum_{I=\pm 1} \frac{(\ell + I + 2)!}{(\ell + I - 2)!} \frac{({}^2F_{\ell 2\ell + I})^2}{2\ell + 1} \\ &\cdot \int_0^{\chi_S} \frac{d\chi}{\chi^2} q^i(\chi, \chi_S) q^j(\chi, \chi_S) P\left(\frac{\nu_{\ell} + I}{\chi}\right) \left| \alpha(\chi) T_{\varphi}\left(\chi, \frac{\nu_{\ell} + I}{\chi}\right) \right|^2, \end{aligned} \quad (4.14)$$

with $|\alpha|^2 \equiv \alpha_{ij} \alpha^{ij}$.

The intrinsic ellipticities of galaxies introduce unavoidable uncertainty into weak lensing observations called shape noise. Although real-world lensing analyses use far more sophisticated methods of quantifying this uncertainty contribution, a crude estimate can be obtained by modelling it as white noise that is un-correlated between different redshift bins. For both the E - and B -mode power spectra, this approximation of the statistical error amounts to

$$\Delta C_{\ell}^{ij} = \left[\frac{2}{(2\ell + 1) f_{\text{sky}}} \right]^{1/2} \frac{\langle \gamma_{\text{int.}}^2 \rangle}{\bar{N}_i} \delta_{ij}, \quad (4.15)$$

where $f_{\text{sky}} = 0.35$ is the fraction of the sky covered by the Euclid survey, $\langle \gamma_{\text{int.}}^2 \rangle = 0.3^2$ is the intrinsic ellipticity variance, and $\bar{N}_i \approx 2.7 \text{ arcmin}^{-2}$ is the number density of galaxies in the selected redshift bin. Euclid is expected to measure around 1.5 billion galaxy shapes in its survey area corresponding to a total density of $\bar{N} \approx 27 \text{ arcmin}^{-2}$, which is then split among its ten equi-populated bins.

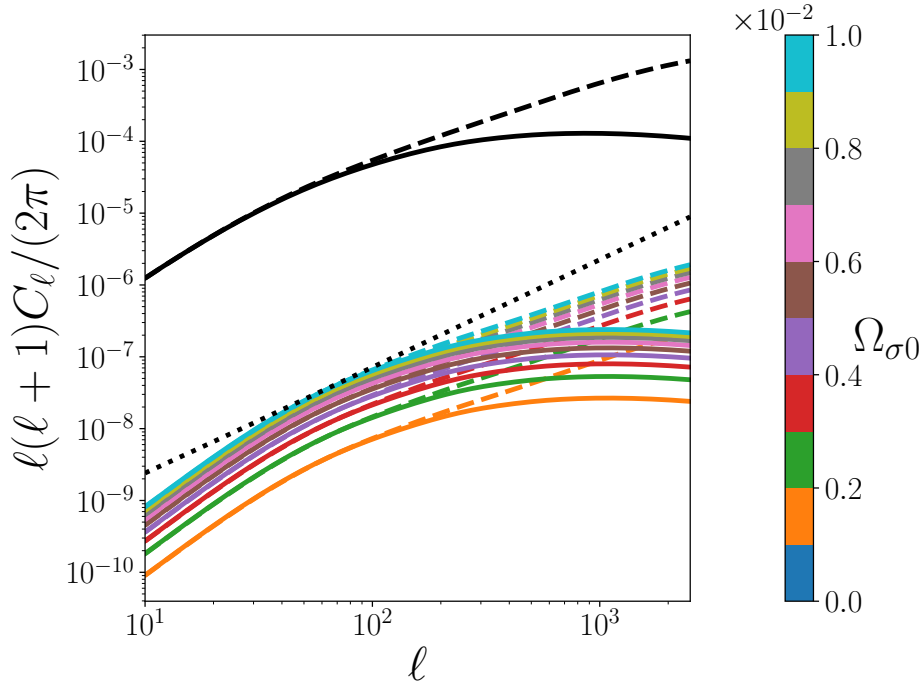


Figure 4.3: Linear (solid) and HaloFit (dashed) E -mode (black) B -mode (multi-coloured) power spectra for full source distribution n_F plotted alongside shape noise (dotted) over the range $10 \leq \ell \leq 2500$.

The behaviour of C_ℓ^{BB} , which scales as $\sim \varphi^2(\sigma/\mathcal{H})^2$, is shown for several values of $\Omega_{\sigma 0}$ in Figure 4.3, alongside the dominant E -mode power spectrum contribution Equation 4.12. These power spectra were computed using the full underlying source distribution n_F and hence the corresponding shape noise is reduced by a factor of 10 compared to a single tomographic bin. Although dialling $\Omega_{\sigma 0}$ up to a value of 10^{-2} (i.e. $\sigma_0/\mathcal{H}_0 \approx 10^{-1}$) naturally increases C_ℓ^{BB} , it never exceeds the shape noise baseline even in this best-case scenario. This suggests that any $\{1,1\} \times \{1,1\}$ corrections to angular power spectra will likely be very difficult, and maybe even impossible, to detect with upcoming surveys. A similar issue was found by [55] in their letter [70] when trying to obtain a rough estimate of σ_0/\mathcal{H}_0 using the B -mode auto-correlation data from CFHTLenS [71]. It is for this reason that we suggest looking at the E - B cross-correlation, since its leading-order contribution is $\{0,1\} \times \{1,1\}$ and hence scales like $\sim \varphi^2(\sigma/\mathcal{H})$. Moreover, to a reasonable approximation, shape noise should not correlate between E - and B -modes due to their parity properties. Making use of tomography, along with providing information about anisotropy evolution, will help to reduce statistical error since shape noise does not correlate over large redshift separations.

4.4 E - B cross-correlation

Unlike in Equation 4.10, the cross-correlation between the E and B multipoles only has two terms

$$\langle E_{\ell m}^{i\{1,1\}} B_{\ell' m'}^{j\{1,1\}*} \rangle = \langle \delta E_{\ell m}^{i\{0,1\}} \delta B_{\ell' m'}^{j\{1,1\}*} \rangle + \langle \delta E_{\ell m}^{i\{1,1\}} \delta B_{\ell' m'}^{j\{1,1\}*} \rangle. \quad (4.16)$$

Keeping only the dominant first term leads to the BipoSH coefficient

$${}^{E^i B^j} \mathcal{A}_{\ell\ell\pm 1}^{LM} = -\frac{i}{4} \frac{{}^2 F_{\ell\pm 1, 2, \ell}(\ell+2)!}{\sqrt{5}(\ell-2)!} \mathcal{P}_{\ell M}^{ij} \delta^{2L}, \quad (4.17)$$

which is pure imaginary and non-zero only for $L = 2$. The Limber-approximated quantity²

$$\mathcal{P}_{\ell M}^{ij} \equiv \int_0^{\chi_S} \frac{d\chi}{\chi^2} q^i(\chi, \chi_S) q^j(\chi, \chi_S) P\left(\frac{\nu_\ell}{\chi}\right) \alpha_{2, (-M)}^{\{1,0\}}(\chi) \left| T_\varphi\left(\chi, \frac{\nu_\ell}{\chi}\right) \right|^2, \quad (4.18)$$

contains the five degrees of freedom present in the metric shear $\boldsymbol{\sigma}$. Note that $\mathcal{P}_{\ell M}^{ij}$ is only symmetric under the interchange of i and j in the Limber regime.

As can be seen from Equation 3.7, imposing axisymmetry about the z -axis forces the BipoSH coefficients in Equation 4.17 to be non-zero only for $M = 0$. Figure 4.4 depicts the coefficient ${}^{E^i B^j} \mathcal{A}_{\ell, \ell+1}^{2,0}$ in the case of axisymmetry. As one would expect, the signal is markedly stronger at higher redshifts while non-linear corrections are more noticeable at lower redshifts. As with the auto-correlation power spectra in Figure 4.3, the linear and HaloFit coefficients begin to deviate significantly from one another around $\ell \sim 100$. This observation will help us to identify a cut-off scale for our analysis in §5.

5 Detectability of the E - B cross-correlation

As we mentioned in §4, cosmic variance prohibits one from measuring each BipoSH coefficient from a single sky map. Instead, one needs to combine a subset of these coefficients in order to isolate some theoretically-predicted quantity. In this section, we construct a simple estimator for the quantity $\mathcal{P}_{\ell M}^{ij}$ in Equation 4.18 and investigate its expected signal-to-noise ratios for a Euclid-like survey.

5.1 Estimator

Suppose we have a set of E - and B -mode multipoles obtained from a map, which we choose to represent as $\hat{E}_{\ell m}^i$ and $\hat{B}_{\ell m}^i$, respectively. An unbiased statistical estimator for the E - B BipoSH coefficient is then

$${}^{E^i B^j} \hat{\mathcal{A}}_{\ell\ell'}^{LM} = \sqrt{2L+1} \sum_{m, m'} (-1)^{L+m} \begin{pmatrix} \ell & \ell' & L \\ -m & m' & M \end{pmatrix} \hat{E}_{\ell m}^i \hat{B}_{\ell' m'}^{j*}. \quad (5.1)$$

In order to simplify our analysis and to quantify deviations from isotropy, we adopt a ‘null hypothesis’ of statistical isotropy. Under this assumption, $\hat{B}_{\ell m}^i$ coefficients are composed solely of shape noise while the $\hat{E}_{\ell m}^i$ contain shape noise as well as the $\{0,1\}$ E -mode signal Equation 3.8. If we additionally assume that the E - and B -mode multipoles obey Gaussian

²Note that our definition differs from the one in [69, 70] through the index $M \mapsto -M$.

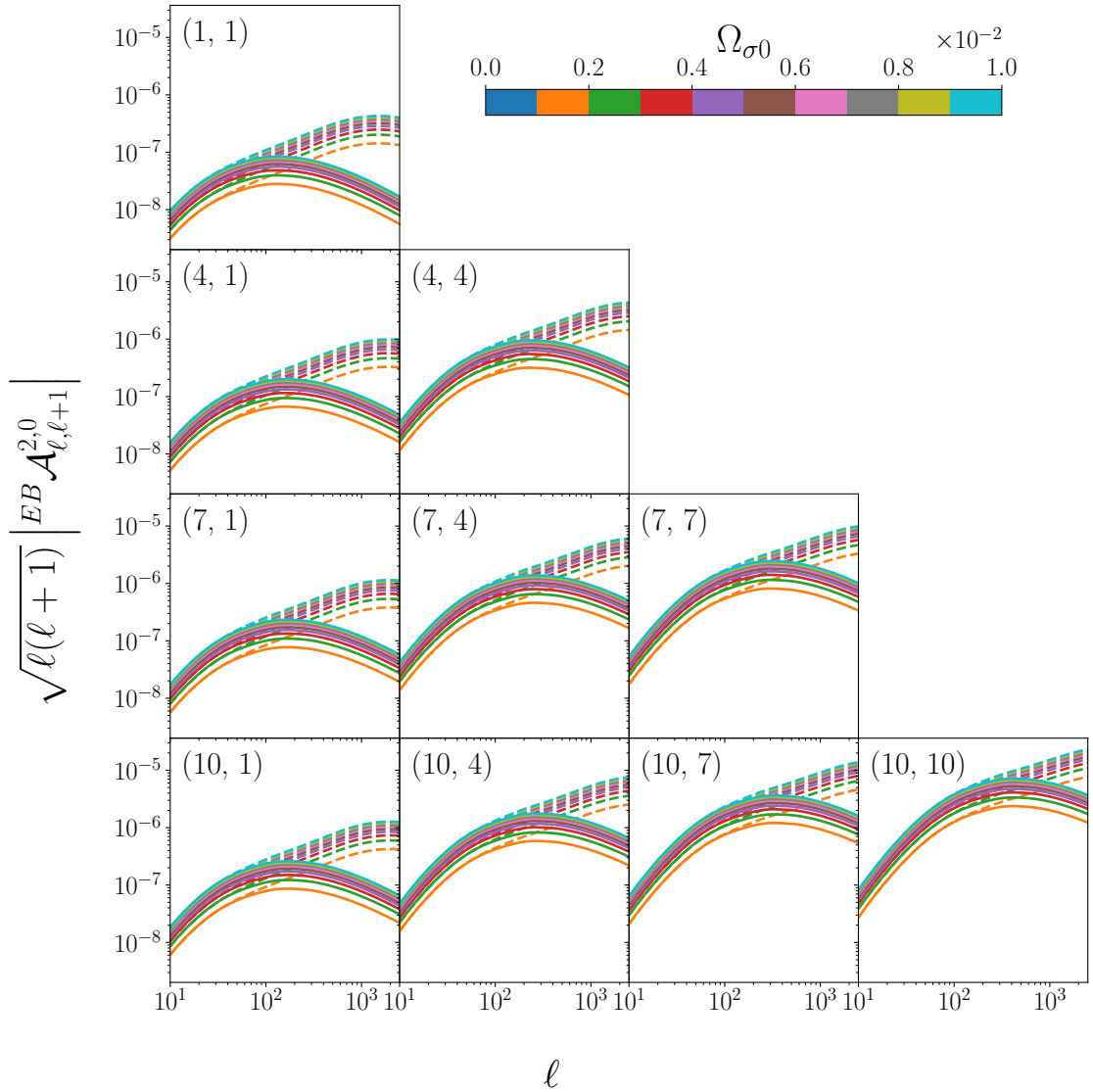


Figure 4.4: Linear (solid) and HaloFit (dashed) tomographic BipoSH coefficient ${}^{E^i B^j} \mathcal{A}_{\ell, \ell+1}^{2,0}$ for $10 \leq \ell \leq 2500$ calculated using ten values of $\Omega_{\sigma 0} \leq 10^{-2}$. The auto- and cross-correlations between redshift bins 1, 4, 7, and 10 are shown. The scaling $\sqrt{\ell(\ell+1)}$ is used to highlight the effect of varying $\Omega_{\sigma 0}$ and the differences between the linear and HaloFit spectra. the $\ell-1$ coefficient ${}^{E^i B^j} \mathcal{A}_{\ell, \ell-1}^{2,0}$ is not shown because it is visually indistinguishable from the $\ell+1$ case.

statistics, we can analytically compute the isotropic part of the covariance of the estimator Equation 5.1 as

$$\text{Cov} \left({}^{E^i B^j} \hat{\mathcal{A}}_{\ell_1 \ell'_1}^{L_1 M_1}, {}^{E^k B^l} \hat{\mathcal{A}}_{\ell_2 \ell'_2}^{L_2 M_2} \right)_{\text{SI}} = \frac{1}{f_{\text{sky}}} \left(C_{\ell_1}^{E^i E^k} \right)_{\text{SI}} \left(C_{\ell'_1}^{B^j B^l} \right)_{\text{SI}} \delta_{\ell_1 \ell_2} \delta_{\ell'_1 \ell'_2} \delta^{L_1 L_2} \delta^{M_1 M_2}, \quad (5.2)$$

where the statistically-isotropic angular power spectra are defined through

$$\left\langle \hat{E}_{\ell m}^i \hat{E}_{\ell' m'}^{j*} \right\rangle_{\text{SI}} \equiv \left(C_{\ell}^{E^i E^j} \right)_{\text{SI}} \delta_{\ell \ell'} \delta_{m m'} = \left(\frac{\langle \gamma_{\text{int.}}^2 \rangle}{N_i} \delta_{ij} + C_{\ell}^{E^i E^j} \right) \delta_{\ell \ell'} \delta_{m m'}, \quad (5.3a)$$

$$\left\langle \hat{B}_{\ell m}^i \hat{B}_{\ell' m'}^{j*} \right\rangle_{\text{SI}} \equiv \left(C_{\ell}^{B^i B^j} \right)_{\text{SI}} \delta_{\ell \ell'} \delta_{m m'} = \frac{\langle \gamma_{\text{int.}}^2 \rangle}{N_i} \delta_{ij} \delta_{\ell \ell'} \delta_{m m'}, \quad (5.3b)$$

$$\left\langle \hat{E}_{\ell m}^i \hat{B}_{\ell' m'}^{j*} \right\rangle_{\text{SI}} \equiv \left(C_{\ell}^{E^i B^j} \right)_{\text{SI}} \delta_{\ell \ell'} \delta_{m m'} = 0, \quad (5.3c)$$

and we have divided through by the observed sky fraction f_{sky} in order to account for the increase in variance caused by a partially-surveyed sky.

By inverting [Equation 4.17](#), we can construct the simple estimator

$$\hat{\mathcal{P}}_{\ell M}^{ij} = 2\sqrt{5} i \frac{(\ell - 2)!}{(\ell + 2)!} \sum_{I=\pm 1} \frac{E^i B^j \hat{\mathcal{A}}_{\ell, \ell+I}^{2M}}{2F_{\ell+I, 2, \ell}}, \quad (5.4)$$

which weights both the $\ell + 1$ and $\ell - 1$ contributions equally. Using [Equation 5.2](#), we find that the isotropic part of this estimator's covariance is given by

$$\text{Cov} \left(\hat{\mathcal{P}}_{\ell M}^{ij}, \hat{\mathcal{P}}_{\ell' M'}^{kl} \right)_{\text{SI}} = \frac{20}{f_{\text{sky}}} \left[\frac{(\ell - 2)!}{(\ell + 2)!} \right]^2 \sum_{I=\pm 1} \frac{\left(C_{\ell}^{E^i E^k} \right)_{\text{SI}} \left(C_{\ell+I}^{B^j B^l} \right)_{\text{SI}}}{(2F_{\ell+I, 2, \ell})^2} \delta_{\ell \ell'} \delta_{M M'}. \quad (5.5)$$

One could also construct an estimator for $\mathcal{P}_{\ell M}^{ij}$ using the BipoSH coefficients $E^i E^j \mathcal{A}_{\ell, \ell}^{2M}$ and $E^i E^j \mathcal{A}_{\ell, \ell \pm 2}^{2M}$. However, if we consider the variance of the corresponding estimator,

$$\text{Var} \left(E^i E^j \hat{\mathcal{A}}_{\ell \ell'}^{2M} \right)_{\text{SI}} = \frac{1}{f_{\text{sky}}} \left[\left(C_{\ell}^{E^i E^i} \right)_{\text{SI}} \left(C_{\ell'}^{E^j E^j} \right)_{\text{SI}} + \left(C_{\ell}^{E^i E^j} \right)_{\text{SI}}^2 \delta_{\ell \ell'} \right], \quad (5.6)$$

we see that it contains extra contributions from shape noise and the E -mode power spectrum. An estimator constructed from these coefficients will therefore have lower signal-to-noise than the one in [Equation 5.4](#). This is another reason why we believe the cross-correlation of the shear E -modes and B -modes is a better way to detect large-scale anisotropy than the E - E and B - B auto-correlations.

5.2 Signal-to-noise ratios

In principle, one could compute the total signal-to-noise ratio (SNR)

$$\left(\frac{S}{N} \right)_{\text{tot}}^2 \equiv \sum_{\ell, \ell'} \sum_{i, j, k, l} \sum_{M, M'} \mathcal{P}_{\ell M}^{ij} \text{Cov}^{-1} \left(\hat{\mathcal{P}}_{\ell M}^{ij}, \hat{\mathcal{P}}_{\ell' M'}^{kl} \right)_{\text{SI}} \mathcal{P}_{\ell' M'}^{kl*}, \quad (5.7)$$

which combines all multipole and tomographic information using the inverse of the covariance matrix in [Equation 5.5](#). However, in order to investigate how the potential strength of the signal varies with redshift, we consider each tomographic correlation separately and calculate the cumulative SNR for each $\hat{\mathcal{P}}_{\ell M}^{ij}$ as

$$\left(\frac{S}{N} \right)_{ij}^2 = \sum_{\ell=\ell_{\text{min}}}^{\ell_{\text{max}}} \left(\frac{\mathcal{P}_{\ell M}^{ij}}{\Delta \mathcal{P}_{\ell M}^{ij}} \right)^2 \quad \text{where} \quad \Delta \mathcal{P}_{\ell M}^{ij} \equiv \left[\text{Var} \left(\hat{\mathcal{P}}_{\ell M}^{ij} \right)_{\text{SI}} \right]^{1/2}. \quad (5.8)$$

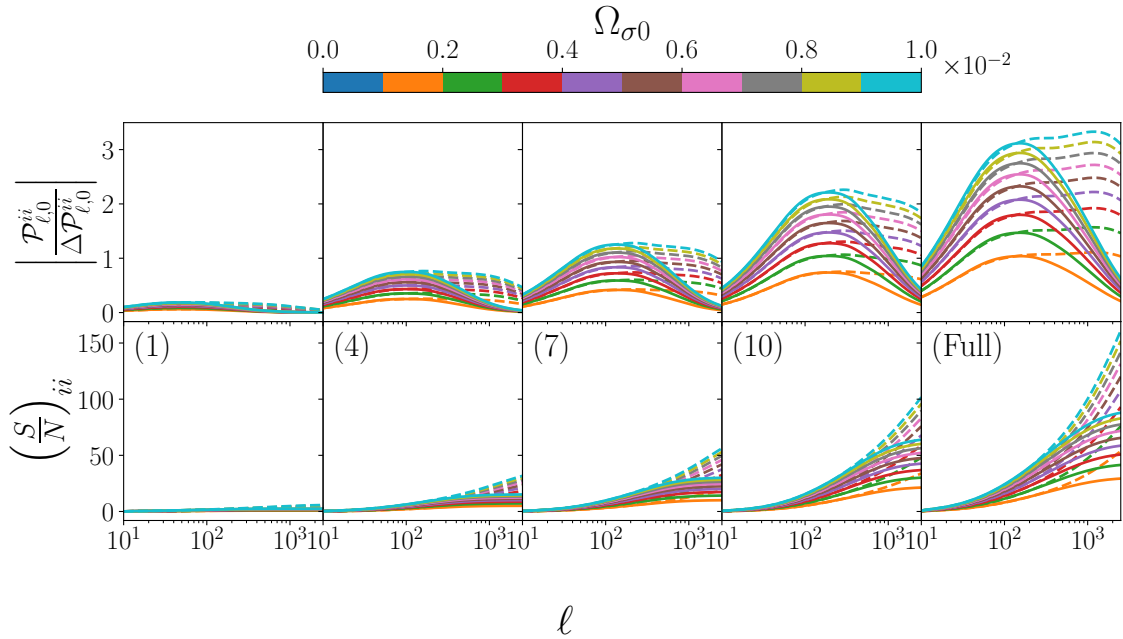


Figure 5.1: Individual (top) and cumulative (bottom) signal-to-noise ratios for $\hat{\mathcal{P}}_{\ell,0}^{ii}$ computed for redshift bins $i = 1, 4, 7, 10$, as well as the full redshift range. The linear (solid) and HaloFit (dashed) ratios have been calculated for ten values of $\Omega_{\sigma 0} \leq 10^{-2}$. Note that we use $\ell_{\min} = 10$ for the cumulative SNR.

Heuristically, the cumulative SNR is a measure of the constraining power of a particular observable and is closely related to Fisher information. In order to simplify our analysis and argument, we consider only the diagonal tomographic correlations and set $i = j$ from now on.

The individual and cumulative SNRs for the diagonal (i.e. $i = j$) tomographic estimators $\hat{\mathcal{P}}_{\ell,0}^{ii}$ are shown in Figure 5.1. As can be seen from the top row of this figure, cosmic variance strongly suppresses the SNRs for $\ell \lesssim 10$. We also note that the Limber approximation that we have used breaks down on these largest scales. Moreover, like with the BipoSH coefficients shown in Figure 4.4, the linear and non-linear SNRs in Figure 5.1 begin to deviate significantly for $\ell \gtrsim 100$. Nevertheless, it is evident that much of the constraining power derives from larger scales corresponding to $10 \lesssim \ell \lesssim 100$. With this in mind, we choose to set $\ell_{\min} = 10$ and $\ell_{\max} = 100$ for the remaining analysis. These conservative bounds ensure that we do not miss too much information on the largest scales while avoiding any additional B -mode sources on smaller scales.

In Figure 5.2, we see that our choice of $\ell_{\max} = 100$ ensures that the contribution of any non-linear effects is sufficiently small. Naturally, the cumulative SNR increases in tandem with the strength of $\Omega_{\sigma 0}$. Again, we see that the majority of the constraining power is provided by the higher redshift bins. Nevertheless, it is clear that combining all tomographic information will yield a higher SNR and tighter constraints than using the (non-tomographic) full distribution by itself.

We highlight, however, that this somewhat rudimentary analysis can certainly be improved and expanded upon. For example, more sophisticated versions of the estimators Equation 5.1 and Equation 5.4 which make use of inverse-variance weighting and band-power

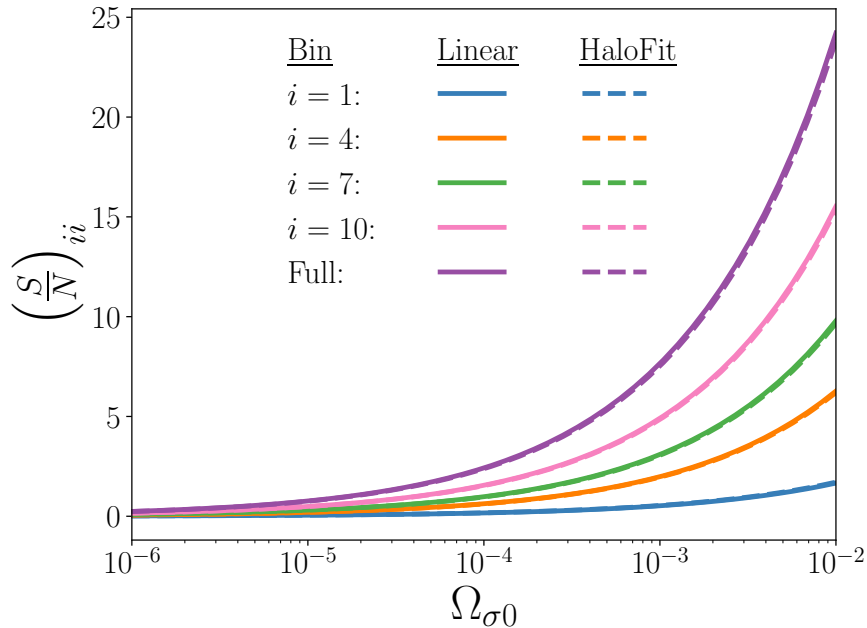


Figure 5.2: Linear (solid) and HaloFit (dashed) cumulative $\hat{\mathcal{P}}_{\ell,0}^{ii}$ signal-to-noise ratios summed from $\ell_{\min} = 10$ up to $\ell_{\max} = 100$ as a function of $\Omega_{\sigma 0}$. The different colours are used to represent the redshift bins $i = 1, 4, 7, 10$, as well as the full redshift range.

averaging would certainly improve the quality of the observed signal. We also acknowledge that our analysis does not fully account for the effects of a masked sky – which can lead to spurious correlations between different scales. That being said, we believe that our SNR estimates are likely an underestimate of what is possible with surveys like Euclid. Most importantly, we emphasise the cross-correlation of the E - and B -modes of cosmic shear as a possible way to constrain late-time violation of the Cosmological Principle.

6 Concluding remarks

This work revisits and builds upon the analysis of [69, 70]. We reviewed their formalism and argument for identifying the dominant contribution to the B -mode shear and computed the weak-lensing signal generated by a phenomenological model of late-time anisotropic expansion with axisymmetry. We found in §4.3 that the strength of the B -mode power spectrum is below Euclid’s detectability threshold for all realistic values of $\Omega_{\sigma 0}$. We then argued that the cross-correlation of E - and B -mode shear offers a better prospect for detecting large-scale anisotropy.

Using the apparatus of bipolar spherical harmonics, we constructed a simple estimator (Equation 5.4) for an observable which, in principle, contains all information necessary to reconstruct the magnitude and direction of anisotropic expansion. By analysing the signal-to-noise ratios for this statistical estimator, we found that much of the constraining power of the E - B cross-correlation derives predominantly from angular scales corresponding to $\ell \lesssim 100$ (where the B -mode signal is not contaminated by any non-linear effects) and higher redshifts.

Exploiting available tomographic information will also significantly tighten any constraints that can be made using this method.

The primary purpose of this work is not to provide a rigorous analysis of the potential constraining power of Euclid, but to emphasise the E - B cross-correlation as an additional test of the Cosmological Principle. We hope that our analysis will provide a general basis for future investigations into this topic.

Acknowledgments

Numerical calculations were performed using NumPy [98] and SciPy [99]. Figures were produced using matplotlib [100]. JA and RM are supported by the South African Radio Astronomy Observatory and National Research Foundation (grant no. 75415). JL thanks J.-P. Uzan and C. Pitrou for valuable discussions at an early stage of this project.

A Bianchi-I and the weak shear limit

A.1 Perturbed metric

The most general perturbed Bianchi-I line element takes the form

$$ds^2 = a^2 [-(1 + 2S)d\eta^2 + 2\mathcal{V}_i dx^i d\eta + (\gamma_{ij} + \mathcal{T}_{ij})dx^i dx^j], \quad (\text{A.1})$$

where S is a scalar and the remaining functions are defined as [10, 69, 77]

$$\mathcal{V}_i \equiv \partial_i \mathcal{V} + V_i \quad (\text{A.2a})$$

$$\mathcal{T}_{ij} \equiv 2C \left(\gamma_{ij} + \frac{\sigma_{ij}}{\mathcal{H}} \right) + 2\partial_i \partial_j \mathcal{T} + 2\partial_{(i} \mathcal{T}_{j)} + 2\mathbb{T}_{ij}. \quad (\text{A.2b})$$

We have therefore introduced four scalar-valued functions (S , \mathcal{V} , C , and \mathcal{T}), two vector-valued functions (V_i and \mathcal{T}_i), and one tensor-valued function (\mathbb{T}_{ij}). The inclusion of σ_{ij}/\mathcal{H} in the perturbed metric is not mandatory, but is justified a posteriori by the simpler transformation properties it generates [77]. The vector variables are subject to the usual transversality and conditions

$$\partial_i V^i = \partial_i \mathcal{T}^i = 0, \quad (\text{A.3})$$

while the symmetric tensor perturbation is traceless in addition to being transverse

$$\partial_i \mathbb{T}^{ij} = \mathbb{T}^i{}_i = 0. \quad (\text{A.4})$$

Gauge freedom allows us to place a maximum of four restrictions on the perturbed degrees of freedom. Following [69], we make use of a gauge defined by the conditions

$$\mathcal{V} = \mathcal{T} = \mathcal{T}^i{}_i = 0. \quad (\text{A.5})$$

The Bardeen variables then simplify to

$$\Phi = S, \quad \Psi = -C, \quad \Theta_i = V_i, \quad \mathbb{T}_{ij}, \quad (\text{A.6})$$

and the line element Equation A.1 becomes

$$ds^2 = a^2 \left\{ -(1 + 2\Phi)d\eta^2 + \Theta_i dx^i d\eta + \left[\gamma_{ij} - 2\Psi \left(\gamma_{ij} + \frac{\sigma_{ij}}{\mathcal{H}} \right) + 2\mathbb{T}_{ij} \right] dx^i dx^j \right\}. \quad (\text{A.7})$$

A.2 Procedure for extracting contributions at arbitrary order

The issue of obtaining contributions of arbitrary order from a general expression can be solved in a straightforward and systematic way. To achieve this, we introduce two smallness parameters $\epsilon_1, \epsilon_2 \ll 1$ which control the order of our expansions. These smallness parameters are merely a bookkeeping device that we use to derive perturbed expressions and we shall absorb them into the definitions of relevant quantities after determining these expressions. We write a formal expansion of some quantity Q as

$$Q = Q^{\{0,0\}} + \sum_{j,k=0}^{\infty} \frac{1}{j!k!} \delta Q^{\{j,k\}} \epsilon_1^j \epsilon_2^k, \quad (\text{A.8})$$

where $Q^{\{0,0\}}$ is the (un-perturbed) background value of Q , $\delta Q^{\{j,k\}}$ is the correction of order $\{j,k\}$ to this quantity and we have defined $\delta Q^{\{0,0\}} \equiv 0$. A truncated series up to order $\{n,m\}$ defines the perturbed quantity of order $\{n,m\}$

$$Q^{\{n,m\}} = Q^{\{0,0\}} + \sum_{j,k=0}^{n,m} \frac{1}{j!k!} \delta Q^{\{j,k\}} \epsilon_1^j \epsilon_2^k. \quad (\text{A.9})$$

For clarity, note that the object $Q^{\{n,m\}}$ contains terms of the order *up to and including* $\{n,m\}$ whereas $\delta Q^{\{n,m\}}$ contains *only* terms of the order $\{n,m\}$. We can extract the $\{n,m\}$ correction to Q using

$$\delta Q^{\{n,m\}} = \left. \frac{\partial^{n+m}}{\partial \epsilon_1^n \partial \epsilon_2^m} Q \right|_{\epsilon_1, \epsilon_2=0}. \quad (\text{A.10})$$

As an example, consider a quantity of the form $Q = PS$. The corrections up to $\{1,1\}$ are given by

$$\delta Q^{\{1,0\}} = \left. \frac{\partial}{\partial \epsilon_1} Q \right|_{\epsilon_1, \epsilon_2=0} = \delta P^{\{1,0\}} S^{\{0,0\}} + P^{\{0,0\}} \delta S^{\{1,0\}} \quad (\text{A.11a})$$

$$\delta Q^{\{0,1\}} = \left. \frac{\partial}{\partial \epsilon_2} Q \right|_{\epsilon_1, \epsilon_2=0} = \delta P^{\{0,1\}} S^{\{0,0\}} + P^{\{0,0\}} \delta S^{\{0,1\}} \quad (\text{A.11b})$$

$$\begin{aligned} \delta Q^{\{1,1\}} = \left. \frac{\partial^2}{\partial \epsilon_1 \partial \epsilon_2} Q \right|_{\epsilon_1, \epsilon_2=0} &= \delta P^{\{1,1\}} S^{\{0,0\}} + \delta P^{\{1,0\}} \delta S^{\{0,1\}} \\ &+ \delta P^{\{0,1\}} \delta S^{\{1,0\}} + P^{\{0,0\}} \delta S^{\{1,1\}}. \end{aligned} \quad (\text{A.11c})$$

The expressions for higher-order corrections and more complex functions can become increasingly verbose and arcane. Nevertheless, these corrections can be readily computed for any quantity using the method detailed above.

B Model parameters and initial conditions

B.1 Cosmological parameters

For the purposes of this investigation we used the CLASS Boltzmann software [96] in order to compute the required background and perturbed Λ CDM quantities. We made use of the default CLASS cosmological parameter values found in the `explanatory.ini` and `default.ini` configuration files.

h	$\Omega_{m0} h^2$	$T_{\text{CMB}0}$	Ω_{K0}	$10^9 A_s$	n_s	k_{piv}
0.67810	0.1424903	2.7255 K	0	2.100549	0.9660499	0.05 Mpc^{-1}

Table B.1: Values of relevant cosmological constants used during this investigation.

A list of the cosmological parameters used in this investigation is shown in [Table B.1](#). All other relevant Λ CDM can be inferred from those listed above. In particular, the the value of the cosmological constant density parameter today is

$$\Omega_{\Lambda 0} = 1 - \Omega_{m0} - \Omega_{\gamma 0} - \Omega_{K0} \approx 0.69. \quad (\text{B.1})$$

In CLASS conventions, the dimensionless primordial power spectrum is given by

$$\mathcal{P}(k) \equiv P(k) \frac{k^3}{2\pi^2} = A_s \left(\frac{k}{k_{\text{piv}}} \right)^{n_s-1}. \quad (\text{B.2})$$

B.2 Anisotropic stress model

If we align our spatial co-ordinate system with the principal axes of expansion, the spatial shear σ can be represented as a diagonal matrix

$$(\sigma^i_j) = \text{diag}(\sigma_1, \sigma_2, -(\sigma_1 + \sigma_2)). \quad (\text{B.3})$$

The shear density parameter is then

$$\Omega_\sigma = \frac{\sigma^2}{6\mathcal{H}^2} = \frac{1}{3\mathcal{H}^2} (\sigma_1^2 + \sigma_2^2 + \sigma_1\sigma_2). \quad (\text{B.4})$$

For a fixed value of Ω_σ , the allowed values of the shear parameters lie on an ellipse in the σ_1 - σ_2 plane. Imposing rotational symmetry about the z -axis requires $\sigma_1 = \sigma_2$ and hence

$$\left| \frac{\sigma_1}{\mathcal{H}} \right| = \sqrt{\Omega_\sigma}. \quad (\text{B.5})$$

Recall that the general solution to the shear equation of motion [Equation 2.7c](#) for specified value of the shear at time t_I is

$$\sigma^i_j(a) = \left(\frac{a}{a_I} \right)^{-2} \left[\sigma_I^i_j + 8\pi G a_I^2 \int_{a_I}^a \frac{d\bar{a}}{a_I} \left(\frac{\bar{a}}{a_I} \right)^3 \frac{f(\bar{a})}{\mathcal{H}(\bar{a})} W_j^i \right]. \quad (\text{B.6})$$

We choose the positive solution to this equation so that $\sigma_1 > 0$ and $\sigma_3 < 0$. If the current value of the shear is set to σ_0 , the value of the model parameters which satisfies these boundary conditions is

$$W_j^i = \frac{(a_0/a_I)^2 \sigma_0^i_j - \sigma_I^i_j}{8\pi G a_I^2 \int_{a_I}^{a_0} (d\bar{a}/a_I) (\bar{a}/a_I)^3 [f(\bar{a})/\mathcal{H}(\bar{a})]}. \quad (\text{B.7})$$

Now, from CMB measurements, we know that the Universe well described by the isotropic FLRW metric throughout much of its history. This means that the ratio σ/\mathcal{H} (equivalently Ω_σ) must be very small at sufficiently high redshifts. Therefore, if we fix the value of the shear at present and at some high redshift deep in the matter-dominated epoch (say $z \approx 10$), we can determine parameter values W_j^i that ensure late-time growth of anisotropy whilst simultaneously eliminating the decaying mode in the late Universe.

Assuming that the anisotropic stress is negligible during the matter-dominated epoch, we find that the anisotropy ratios at $z_{\text{MDE}} = 10$ and $z_{\text{CMB}} \approx 1100$ (i.e. recombination) are related through

$$\frac{\sigma_{\text{MDE}}}{\mathcal{H}_{\text{MDE}}} = \left(\frac{1 + z_{\text{MDE}}}{1 + z_{\text{CMB}}} \right)^3 \left(\frac{H_{\text{CMB}}}{H_{\text{MDE}}} \right) \left(\frac{\sigma_{\text{CMB}}}{\mathcal{H}_{\text{CMB}}} \right). \quad (\text{B.8})$$

Using the constraint $\sigma_{\text{CMB}}/\mathcal{H}_{\text{CMB}} \sim 10^{-5}$ and substituting in appropriate values for the Hubble rate we obtain $\sigma_{\text{MDE}}/\mathcal{H}_{\text{MDE}} \sim 10^{-8}$ – i.e. $\Omega_{\sigma, \text{MDE}} \sim 10^{-16}$. We use this value in conjunction with [Equation B.7](#) to fix model parameters for the anisotropic stress while varying σ_0 .

C Details on the computation of angular correlators

C.1 E - and B -mode auto-correlations

The first term in Equation 4.10 is simply the ordinary E -mode correlation generated by scalar perturbations and scales as $\sim \varphi^2$. Due to statistical isotropy and homogeneity at this level, the correlator is diagonal

$$\langle \delta E_{\ell m}^{i\{0,1\}} \delta E_{\ell' m'}^{j\{0,1\}*} \rangle = \delta_{\ell\ell'} \delta_{mm'} C_{\ell}^{E^i E^j} \quad (\text{C.1})$$

and hence is entirely described by the angular power spectrum

$$C_{\ell}^{E^i E^j} \equiv \int dk k^2 P(k) \Delta_{\ell}^i(k) \Delta_{\ell}^j(k), \quad (\text{C.2})$$

where we have defined the tomographic kernels

$$\Delta_{\ell}^i(k) \equiv \frac{1}{2} \left[\frac{2(\ell+2)!}{\pi(\ell-2)!} \right]^{1/2} \int_0^{\chi_S} d\chi q^i(\chi, \chi_S) j_{\ell}(k\chi) T_{\varphi}(\chi, k). \quad (\text{C.3})$$

The two $\{1, 1\} \times \{0, 1\}$ cross terms in Equation 4.10 scale linearly with the spatial shear as $\sim \varphi^2(\sigma/\mathcal{H})$. A straightforward calculation reveals

$$\begin{aligned} \langle \delta E_{\ell m}^{i\{0,1\}} \delta E_{\ell' m'}^{j\{1,1\}*} \rangle &= \frac{(-1)^{m'}}{2} \left[1 + (-1)^{\ell+\ell'} \right] \sum_{m_1} \begin{pmatrix} \ell' & 2 & \ell \\ -m' & m_1 & m \end{pmatrix} {}^2F_{\ell'2\ell} \\ &\cdot \int dk k^2 P(k) \Delta_{\ell}^i(k) \Delta_{\ell m_1}^{j*}(k) \end{aligned} \quad (\text{C.4a})$$

$$\begin{aligned} \langle \delta E_{\ell m}^{i\{1,1\}} \delta E_{\ell' m'}^{j\{0,1\}*} \rangle &= \frac{(-1)^m}{2} \left[1 + (-1)^{\ell+\ell'} \right] \sum_{m_1} \begin{pmatrix} \ell & 2 & \ell' \\ -m & m_1 & m' \end{pmatrix} {}^2F_{\ell2\ell'} \\ &\cdot \int dk k^2 P(k) \Delta_{\ell' m_1}^i(k) \Delta_{\ell'}^j(k), \end{aligned} \quad (\text{C.4b})$$

where the isotropic kernel Equation C.3 now multiplies the direction-dependent kernel

$$\Delta_{\ell m}^i(k) \equiv \frac{1}{2} \left[\frac{2(\ell+2)!}{\pi(\ell-2)!} \right]^{1/2} \int_0^{\chi_S} d\chi q^i(\chi, \chi_S) j_{\ell}(k\chi) \alpha_{2m}^{\{1,0\}}(\chi) T_{\varphi}(\chi, k). \quad (\text{C.5})$$

The selection rule for the $3j$ symbol (Equation D.19) combined with the alternating factor in Equation C.4a and Equation C.4b imply that $\ell - \ell' = 0$ or $\ell' - \ell = \pm 2$, in agreement with Equation 4.2a. The final term in the expansion in Equation 4.10 is $\{1, 1\} \times \{1, 1\}$ and is thus beyond leading order. Putting this together, we find the non-zero BipoSH coefficients

$$\begin{aligned} {}^{E^i E^j} \mathcal{A}_{\ell\ell'}^{LM} &= (-1)^{\ell} \sqrt{2\ell+1} C_{\ell}^{E^i E^j} \delta_{\ell\ell'} \delta^{L0} \delta^{M0} \\ &+ \frac{1}{\sqrt{5}} \left[{}^2F_{\ell'2\ell} C_{\ell M}^{ij} + (-1)^M {}^2F_{\ell2\ell'} C_{\ell' M}^{ji*} \right] (\delta_{\ell\ell'} + \delta_{\ell\pm 2, \ell'}) \delta^{L2}, \end{aligned} \quad (\text{C.6})$$

where we have defined the object

$$C_{\ell M}^{ij} \equiv (-1)^M \int dk k^2 P(k) \Delta_{\ell}^i(k) \Delta_{\ell M}^{j*}(k) = \int dk k^2 P(k) \Delta_{\ell}^i(k) \Delta_{\ell, -M}^j(k). \quad (\text{C.7})$$

We also define the auxiliary quantity

$$\mathcal{P}_{\ell M}^{ij} \equiv 4 \frac{(\ell-2)!}{(\ell+2)!} \mathcal{C}_{\ell M}^{ij}, \quad (\text{C.8})$$

which strips away the shape factors common to Δ_ℓ and $\Delta_{\ell M}$.

Since it only contains a $\{1,1\}$ contribution, the auto-correlation of the B -mode multipoles is

$$\begin{aligned} \langle \delta B_{\ell m}^{i\{1,1\}} \delta B_{\ell' m'}^{j\{1,1\}*} \rangle &= \frac{(-1)^{m+m'}}{4} \sum_{\substack{m_1, m'_1 \\ \ell_2, m_2}} \begin{pmatrix} \ell & 2 & \ell_2 \\ -m & m_1 & m_2 \end{pmatrix} \begin{pmatrix} \ell' & 2 & \ell_2 \\ -m' & m'_1 & m_2 \end{pmatrix} \\ &\cdot {}^2F_{\ell 2 \ell_2} {}^2F_{\ell' 2 \ell_2} \left[1 - (-1)^{\ell+\ell_2} \right] \left[1 - (-1)^{\ell'+\ell_2} \right] \\ &\cdot \int dk k^2 P(k) \Delta_{\ell_2 m_1}^i(k) \Delta_{\ell_2 m'_1}^{j*}(k), \end{aligned} \quad (\text{C.9})$$

from which we can calculate the BipoSH coefficients

$$\begin{aligned} B^i B^j \mathcal{A}_{\ell \ell'}^{LM} &= \frac{1}{4} \sum_{\substack{m, m' \\ m_1, m'_1 \\ \ell_2, m_2}} \sum_{\substack{m_1, m'_1 \\ \ell_2, m_2}} (-1)^{m'} \begin{pmatrix} \ell & \ell' & L \\ -m & m' & M \end{pmatrix} \begin{pmatrix} \ell & 2 & \ell_2 \\ -m & m_1 & m_2 \end{pmatrix} \begin{pmatrix} \ell' & 2 & \ell_2 \\ -m' & m'_1 & m_2 \end{pmatrix} \\ &\cdot {}^2F_{\ell 2 \ell_2} {}^2F_{\ell' 2 \ell_2} \left[1 - (-1)^{\ell+\ell_2} \right] \left[1 - (-1)^{\ell'+\ell_2} \right] \\ &\cdot \int dk k^2 P(k) \Delta_{\ell_2 m_1}^i(k) \Delta_{\ell_2 m'_1}^{j*}(k). \end{aligned} \quad (\text{C.10})$$

The B -mode power spectrum is then

$$C_\ell^{B^i B^j} \equiv (-1)^\ell \frac{B^i B^j \mathcal{A}_{\ell \ell}^{00}}{\sqrt{2\ell+1}} = \frac{1}{5} \sum_{I=\pm 1, m} \frac{({}^2F_{\ell, 2, \ell+I})^2}{2\ell+1} \int dk k^2 P(k) \Delta_{\ell+I, m}^i(k) \Delta_{\ell+I, m}^{j*}(k). \quad (\text{C.11})$$

C.2 E - B cross-correlation

The leading-order expression for the cross-correlation between the E -modes and B -modes is almost identical to [Equation C.4a](#)

$$\begin{aligned} \langle \delta E_{\ell m}^{i\{0,1\}} \delta B_{\ell' m'}^{j\{1,1\}*} \rangle &= \frac{(-1)^{m'}}{2} \left[1 - (-1)^{\ell+\ell'} \right] \sum_{m_1} \begin{pmatrix} \ell' & 2 & \ell \\ -m' & m_1 & m \end{pmatrix} {}^2F_{\ell' 2 \ell} \\ &\cdot \int_{\mathbb{R}} k^2 P(k) \Delta_\ell^i(k) \Delta_{\ell m_1}^{j*}(k), \end{aligned} \quad (\text{C.12})$$

and is only non-zero for $\ell - \ell' = \pm 1$. The corresponding BipoSH coefficient is therefore

$$E^i B^j \mathcal{A}_{\ell \ell'}^{LM} = -\frac{i(\ell+2)!}{4(\ell-2)!} \frac{{}^2F_{\ell' 2 \ell}}{\sqrt{5}} \mathcal{P}_{\ell M}^{ij} \delta^{L2}. \quad (\text{C.13})$$

D Harmonic expansions on the sphere

Spherical harmonics $Y_{\ell m}$ are special functions defined on the surface of the sphere S^2 . They are labelled with two integer-valued indices ℓ and m which satisfy the relations $\ell \geq 0$

and $-\ell \leq m \leq \ell$, respectively. For a fixed point (θ, ϕ) corresponding to an observation direction \mathbf{n} , they can be expressed as [101, 102]

$$Y_{\ell m}(\mathbf{n}) = Y_{\ell m}(\theta, \phi) = (-1)^m \left[\frac{2\ell + 1}{4\pi} \frac{(\ell - m)!}{(\ell + m)!} \right]^{1/2} P_{\ell m}(\cos \theta) e^{im\phi}, \quad (\text{D.1})$$

where $P_{\ell m}$ is an associated Legendre polynomial. Spherical harmonics are the eigenfunctions of the (scalar) Laplace operator on the sphere $\nabla_{S^2}^2$ and satisfy

$$\nabla_{S^2}^2 Y_{\ell m} = -\ell(\ell + 1) Y_{\ell m}. \quad (\text{D.2})$$

Spherical harmonics form a complete basis for scalar functions on S^2 . The completeness and orthogonality properties can be expressed in the form

$$\sum_{\ell, m} Y_{\ell m}^*(\mathbf{n}') Y_{\ell m}(\mathbf{n}) = \delta^{(2)}(\mathbf{n} - \mathbf{n}') \quad (\text{D.3a})$$

$$\int_{S^2} d^2\Omega Y_{\ell m}^*(\mathbf{n}) Y_{\ell' m'}(\mathbf{n}) = \delta_{\ell_1 \ell_2} \delta_{m_1 m_2}, \quad (\text{D.3b})$$

where $\delta^{(2)}(\mathbf{n} - \mathbf{n}') = \delta(\phi - \phi') \delta(\cos \theta - \cos \theta')$ and $d^2\Omega = d\theta \sin \theta d\phi$ are the two-dimensional Dirac delta function and the volume element on the sphere, respectively. The completeness and normalisation of spherical harmonics allows us to expand a scalar function f on the sphere as

$$f(\mathbf{n}) = \sum_{\ell, m} f_{\ell m} Y_{\ell m}(\mathbf{n}), \quad (\text{D.4})$$

where the multipole coefficients are given by

$$f_{\ell m} = \int_{S^2} d^2\Omega Y_{\ell m}^*(\mathbf{n}) f(\mathbf{n}). \quad (\text{D.5})$$

The complex conjugate of a spherical harmonic flips the m index and introduces a phase factor

$$Y_{\ell m}(\mathbf{n})^* = Y_{\ell m}(\theta, -\phi) = (-1)^m Y_{\ell(-m)}(\mathbf{n}). \quad (\text{D.6})$$

Under the parity inversion $\mathbf{n} \mapsto -\mathbf{n}$

$$Y_{\ell m}(-\mathbf{n}) = Y_{\ell m}(\pi - \theta, \phi + \pi) = (-1)^\ell Y_{\ell m}(\mathbf{n}), \quad (\text{D.7})$$

and hence that for even (odd) ℓ , $Y_{\ell m}$ is parity even (odd).

D.1 Spin-weighted spherical harmonics

‘Spin’, ‘spin weight’, or ‘helicity’ is a property of certain functions on S^2 related to their behaviour under three-dimensional rotations. Consider a counter-clockwise rotation by an angle α about the axis \mathbf{n} . Under this mapping, an object which transforms according to

$$f^s(\mathbf{n}) \mapsto e^{is\alpha} f^s(\mathbf{n}), \quad (\text{D.8})$$

where $s \in \mathbb{Z}$, is said to be of spin $|s|$ or helicity s [103]. Scalar functions are necessarily spin-0 due to their simple transformation properties. Moreover, ordinary spherical harmonics are used to expand scalar functions and must therefore inherit their spin. Objects with non-zero spin are actually (components of) tensor-valued functions on S^2 and are only defined

relative to a certain co-ordinate basis. Any symmetric and traceless rank-2 tensor field (like polarisation or lensing shear) is automatically spin-2. Geometrically, this is because – when viewed as linear operators – they have the effect of distorting circles into ellipses and thus have 180° rotational symmetry. Objects of a particular spin need to be expanded in harmonics which respect their rotational symmetries.

The spin raising-operator $\tilde{\partial}$ and the spin-lowering operator $\bar{\partial}$ have the effect of increasing and decreasing an object's spin, respectively. Written in terms of the spherical co-ordinates θ and ϕ , the action of these operators on a spin- s function is

$$\tilde{f}^{s+1} \equiv \tilde{\partial} f^s = -(\partial_\theta + i \csc \theta \partial_\phi - s \cot \theta) f^s \quad (\text{D.9a})$$

$$\tilde{f}^{s-1} \equiv \bar{\partial} f^s = -(\partial_\theta - i \csc \theta \partial_\phi + s \cot \theta) f^s. \quad (\text{D.9b})$$

We can therefore construct harmonics of higher spin through successive actions of these operators on ordinary (spin-0) spherical harmonics. In analogy with ladder operators of quantum mechanics, the spin-weighted spherical harmonic (SWSH) $Y_{\ell m}^s$ of spin-weight s is given by [104–106]

$$Y_{\ell m}^s = \begin{cases} \sqrt{(\ell+s)!/(\ell-s)!} \tilde{\partial}^s Y_m^\ell & \text{for } 0 < s \leq \ell \\ (-1)^s \sqrt{(\ell-s)!/(\ell+s)!} \bar{\partial}^{|s|} Y_m^\ell & \text{for } -\ell \leq s < 0. \end{cases} \quad (\text{D.10})$$

Like normal spherical harmonics, the SWSHs are eigenfunctions of the Laplace operator on the sphere, albeit with an altered eigenvalue [107]

$$\nabla_{S^2}^2 Y_{\ell m}^s = -[\ell(\ell+1) - s^2] Y_{\ell m}^s. \quad (\text{D.11})$$

For fixed s , SWSHs are orthogonal

$$\int_{S^2} d^2\Omega Y_{\ell m}^{s*}(\mathbf{n}) Y_{\ell' m'}^s(\mathbf{n}) = \delta_{\ell\ell'} \delta_{mm'} \quad (\text{D.12})$$

and form a complete basis for objects of their particular spin. A spin- s quantity f^s can therefore be expanded in terms of spin- s harmonics as

$$f^s(\mathbf{n}) = \sum_{\ell, m} f_{\ell m}^s Y_{\ell m}^s(\mathbf{n}), \quad (\text{D.13})$$

where the multipoles $f_{\ell m}^s$ are given by

$$f_{\ell m}^s = \int_{S^2} d^2\Omega Y_{\ell m}^{s*}(\mathbf{n}) f^s(\mathbf{n}). \quad (\text{D.14})$$

Under complex conjugation, Equation D.6 becomes

$$Y_{\ell m}^{s*}(\mathbf{n}) = (-1)^{s+m} Y_{\ell(-m)}^{-s}(\mathbf{n}) \quad (\text{D.15})$$

while the parity relation Equation D.7 generalises to

$$Y_{\ell m}^s(-\mathbf{n}) = (-1)^\ell Y_{\ell m}^{-s}(\mathbf{n}). \quad (\text{D.16})$$

For the particular case of the spin-2 shear variable $\gamma_1 \pm i\gamma_2$, the multipole decomposition reads

$$\gamma_1(\mathbf{n}) \pm i\gamma_2(\mathbf{n}) = \sum_{\ell, m} (E_{\ell m} \pm iB_{\ell m}) Y_{\ell m}^{\pm 2}(\mathbf{n}). \quad (\text{D.17})$$

Using Equation D.15, we see that $E_{\ell m}^* = (-1)^m E_{\ell(-m)}$ and $B_{\ell m}^* = (-1)^m B_{\ell(-m)}$, as with real scalar variables. Furthermore, Equation D.16 and the parity relation $[\gamma_1 \pm i\gamma_2](\mathbf{n}) \mapsto [\gamma_1 \mp i\gamma_2](-\mathbf{n})$ imposes the transformation properties $E_{\ell m} \mapsto (-1)^\ell E_{\ell m}$ and $B_{\ell m} \mapsto (-1)^{\ell+1} B_{\ell m}$ on the E -modes and B -modes, respectively.

D.2 Wigner 3j symbols

Integrals of the product of three SWSHs arise frequently in the study of anisotropy. The Gaunt integral [102]

$$\int_{S^2} d^2\Omega Y_{\ell_1 m_1}^{s_1}(\mathbf{n}) Y_{\ell_2 m_2}^{s_2}(\mathbf{n}) Y_{\ell_3 m_3}^{s_3}(\mathbf{n}) = \left[\frac{(2\ell_1 + 1)(2\ell_2 + 1)(2\ell_3 + 1)}{4\pi} \right]^{1/2} \cdot \begin{pmatrix} \ell_1 & \ell_2 & \ell_3 \\ -s_1 & -s_2 & -s_3 \end{pmatrix} \begin{pmatrix} \ell_1 & \ell_2 & \ell_3 \\ m_1 & m_2 & m_3 \end{pmatrix} \quad (\text{D.18})$$

expresses integrals of this type in terms of Wigner 3j symbols. These objects are only non-zero if its elements satisfy the selection rules

$$m_1 + m_2 + m_3 = 0 \quad \text{and} \quad |\ell_i - \ell_j| \leq \ell_k \leq \ell_i + \ell_j. \quad (\text{D.19})$$

They also satisfy the following symmetries

1. Even permutation of columns:

$$\begin{pmatrix} \ell_1 & \ell_2 & \ell_3 \\ m_1 & m_2 & m_3 \end{pmatrix} = \begin{pmatrix} \ell_3 & \ell_1 & \ell_2 \\ m_3 & m_1 & m_2 \end{pmatrix} = \begin{pmatrix} \ell_2 & \ell_3 & \ell_1 \\ m_2 & m_3 & m_1 \end{pmatrix} \quad (\text{D.20a})$$

2. Odd permutation of columns:

$$\begin{pmatrix} \ell_1 & \ell_2 & \ell_3 \\ m_1 & m_2 & m_3 \end{pmatrix} = (-1)^{\ell_1 + \ell_2 + \ell_3} \begin{pmatrix} \ell_2 & \ell_1 & \ell_3 \\ m_2 & m_1 & m_3 \end{pmatrix} = (-1)^{\ell_1 + \ell_2 + \ell_3} \begin{pmatrix} \ell_1 & \ell_3 & \ell_2 \\ m_1 & m_3 & m_2 \end{pmatrix} \quad (\text{D.20b})$$

3. Negation of second row:

$$\begin{pmatrix} \ell_1 & \ell_2 & \ell_3 \\ m_1 & m_2 & m_3 \end{pmatrix} = (-1)^{\ell_1 + \ell_2 + \ell_3} \begin{pmatrix} \ell_1 & \ell_2 & \ell_3 \\ -m_1 & -m_2 & -m_3 \end{pmatrix}. \quad (\text{D.20c})$$

Moreover, the 3j symbols possess the useful orthogonality properties

$$\sum_{m_1, m_2} \begin{pmatrix} \ell_1 & \ell_2 & \ell \\ m_1 & m_2 & m \end{pmatrix} \begin{pmatrix} \ell_1 & \ell_2 & \ell' \\ m_1 & m_2 & m' \end{pmatrix} = \frac{1}{2\ell + 1} \delta_{\ell\ell'} \delta_{mm'} \quad (\text{D.21a})$$

$$\sum_{\ell, m} (2\ell + 1) \begin{pmatrix} \ell_1 & \ell_2 & \ell \\ m_1 & m_2 & m \end{pmatrix} \begin{pmatrix} \ell_1 & \ell_2 & \ell \\ m'_1 & m'_2 & m \end{pmatrix} = \delta_{m_1 m'_1} \delta_{m_2 m'_2}. \quad (\text{D.21b})$$

Following [107], we define the integral

$${}^s I_{\ell_1 \ell_2 \ell_3}^{m_1 m_2 m_3} \equiv \int_{S^2} d^2\Omega Y_{\ell_1 m_1}^{s*}(\mathbf{n}) [D^A Y_{\ell_2 m_2}(\mathbf{n})] [D_A Y_{\ell_3 m_3}^s(\mathbf{n})], \quad (\text{D.22})$$

which appears in post-Born corrections to lensing variables and lensed CMB power spectra. By making use of the product rule for derivatives and defining the symbol [69, 107]

$${}^s F_{\ell_1 \ell_2 \ell_3} \equiv \frac{1}{2} [\ell_2(\ell_2 + 1) + \ell_3(\ell_3 + 1) - \ell_1(\ell_1 + 1)] \cdot \left[\frac{(2\ell_1 + 1)(2\ell_2 + 1)(2\ell_3 + 1)}{4\pi} \right]^{1/2} \begin{pmatrix} \ell_1 & \ell_2 & \ell_3 \\ s & 0 & -s \end{pmatrix}, \quad (\text{D.23})$$

we can separate the parts of ${}^s I_{\ell_1 \ell_2 \ell_3}^{m_1 m_2 m_3}$ that depend on s from those that depend on m_1, m_2 , and m_3

$${}^s I_{\ell_1 \ell_2 \ell_3}^{m_1 m_2 m_3} = {}^s F_{\ell_1 \ell_2 \ell_3} (-1)^{m_1+s} \begin{pmatrix} \ell_1 & \ell_2 & \ell_3 \\ -m_1 & m_2 & m_3 \end{pmatrix}. \quad (\text{D.24})$$

Using [Equation D.20c](#), we see that both of these quantities inherit the property

$$-s I_{\ell_1 \ell_2 \ell_3}^{m_1 m_2 m_3} = (-1)^{\ell_1+\ell_2+\ell_3} {}^s I_{\ell_1 \ell_2 \ell_3}^{m_1 m_2 m_3} \quad (\text{D.25a})$$

$$-s F_{\ell_1 \ell_2 \ell_3} = (-1)^{\ell_1+\ell_2+\ell_3} F_{\ell_1 \ell_2 \ell_3}. \quad (\text{D.25b})$$

Four specific sets of values of ${}^s F_{\ell_1 \ell_2 \ell_3}$ – which emerge in $\{1,1\}$ corrections to the B -mode shear multipoles – are given by Mathematica as

$${}^2 F_{\ell+1,2,\ell} = (-1)^{\ell+1} (\ell-2) \left[\frac{15}{\pi} \frac{(\ell-1)(\ell+3)}{\ell(\ell+1)(\ell+2)} \right]^{1/2} \quad (\text{D.26a})$$

$${}^2 F_{\ell-1,2,\ell} = (-1)^{\ell+1} (\ell+3) \left[\frac{15}{\pi} \frac{(\ell-2)(\ell+2)}{\ell(\ell-1)(\ell+1)} \right]^{1/2} \quad (\text{D.26b})$$

$${}^2 F_{\ell,2,\ell+1} = (-1)^\ell (\ell+4) \left[\frac{15}{\pi} \frac{(\ell-1)(\ell+3)}{\ell(\ell+1)(\ell+2)} \right]^{1/2} \quad (\text{D.26c})$$

$${}^2 F_{\ell,2,\ell-1} = (-1)^\ell (\ell-3) \left[\frac{15}{\pi} \frac{(\ell-2)(\ell+2)}{\ell(\ell-1)(\ell+1)} \right]^{1/2}. \quad (\text{D.26d})$$

D.3 Bipolar spherical harmonics

Departures from statistical isotropy induce correlations between different scales which cannot be captured by standard angular power spectra. Bipolar spherical harmonics (BipoSHs) are a particular class of special function that can be used to study the tell-tale signatures of various sources of anisotropy.

We define the bipolar spherical harmonic as a particular linear combination of Wigner $3j$ symbols and products of spherical harmonics [\[88\]](#)

$$\{Y_\ell(\mathbf{n}) \otimes Y_{\ell'}(\mathbf{n}')\}_{LM} \equiv (-1)^{\ell-\ell'+M} \sqrt{2L+1} \sum_{m,m'} \begin{pmatrix} \ell & \ell' & L \\ m & m' & -M \end{pmatrix} Y_{\ell m}(\mathbf{n}) Y_{\ell' m'}(\mathbf{n}'). \quad (\text{D.27})$$

BipoSHs form a complete set of basis functions on $S^2 \times S^2$. Moreover, they are orthonormal

$$\int_{S^2} d\Omega \int_{S^2} d\Omega' \left\{ Y_{\ell_1}(\mathbf{n}) \otimes Y_{\ell'_1}(\mathbf{n}') \right\}_{L_1 M_1}^* \left\{ Y_{\ell_2}(\mathbf{n}) \otimes Y_{\ell'_2}(\mathbf{n}') \right\}_{L_2 M_2} = \delta_{\ell_1 \ell_2} \delta_{\ell'_1 \ell'_2} \delta_{L_1 L_2} \delta_{M_1 M_2}, \quad (\text{D.28})$$

and its indices $\{\ell, \ell', L\}$ must satisfy the triangle inequality $|\ell - \ell'| \leq L \leq \ell + \ell'$.

Without any assumptions on statistical symmetry, the real-space correlation of the stochastic variables X and Z

$$C^{XZ}(\mathbf{n}, \mathbf{n}') = \langle X(\mathbf{n}) Z^*(\mathbf{n}') \rangle \quad (\text{D.29})$$

is a two-point function defined on $S^2 \times S^2$. This bivariate function can be written as the linear combination

$$C^{XZ}(\mathbf{n}, \mathbf{n}') = \sum_{\substack{\ell, m, \ell', m' \\ L, M}} {}^{XZ} \mathcal{A}_{\ell \ell'}^{LM} \{Y_\ell(\mathbf{n}) \otimes Y_{\ell'}(\mathbf{n}')\}_{LM} \quad (\text{D.30})$$

where the BipoSH coefficients ${}^{XZ}\mathcal{A}_{\ell\ell'}^{LM}$ are given by

$${}^{XZ}\mathcal{A}_{\ell\ell'}^{LM} = \int_{S^2} d\Omega \int_{S^2} d\Omega' \{Y_\ell(\mathbf{n}) \otimes Y_{\ell'}(\mathbf{n}')\}_{LM}^* C^{XZ}(\mathbf{n}, \mathbf{n}'). \quad (\text{D.31})$$

Written in terms of the correlations between the multipoles $X_{\ell m}$ and $Z_{\ell' m'}$, this becomes [88]

$${}^{XZ}\mathcal{A}_{\ell\ell'}^{LM} = \sqrt{2L+1} \sum_{m,m'} (-1)^{L+m} \begin{pmatrix} \ell & \ell' & L \\ -m & m' & M \end{pmatrix} \langle X_{\ell m} Z_{\ell' m'}^* \rangle. \quad (\text{D.32})$$

Suppose the multipoles $\hat{X}_{\ell m}$ and $\hat{Z}_{\ell' m'}$ have been determined from some sky map. An un-biased statistical estimator for the corresponding BipoSH coefficient for this map is then

$${}^{XZ}\hat{\mathcal{A}}_{\ell\ell'}^{LM} = \sqrt{2L+1} \sum_{m,m'} (-1)^{L+m} \begin{pmatrix} \ell & \ell' & L \\ -m & m' & M \end{pmatrix} \hat{X}_{\ell m} \hat{Z}_{\ell' m'}^*. \quad (\text{D.33})$$

Under the assumption of statistical isotropy, the auto- and cross-correlations between the multipoles are diagonal

$$\langle \hat{X}_{\ell m} \hat{X}_{\ell' m'}^* \rangle_{\text{SI}} \equiv (C_\ell^{XX})_{\text{SI}} \delta_{\ell\ell'} \delta_{mm'} \quad (\text{D.34a})$$

$$\langle \hat{Z}_{\ell m} \hat{Z}_{\ell' m'}^* \rangle_{\text{SI}} \equiv (C_\ell^{ZZ})_{\text{SI}} \delta_{\ell\ell'} \delta_{mm'} \quad (\text{D.34b})$$

$$\langle \hat{X}_{\ell m} \hat{Z}_{\ell' m'}^* \rangle_{\text{SI}} \equiv (C_\ell^{XZ})_{\text{SI}} \delta_{\ell\ell'} \delta_{mm'}. \quad (\text{D.34c})$$

The expected value of the estimator in Equation D.33 is thus

$$\langle {}^{XZ}\hat{\mathcal{A}}_{\ell\ell'}^{LM} \rangle_{\text{SI}} = (-1)^\ell \sqrt{2\ell+1} (C_\ell^{XZ})_{\text{SI}} \delta_{\ell\ell'} \delta_{L0} \delta_{M0}. \quad (\text{D.35})$$

The (statistically isotropic) covariance between two different BipoSH coefficients is defined as

$$\begin{aligned} \text{Cov} \left(X_1 Z_1 \hat{\mathcal{A}}_{\ell_1 \ell'_1}^{L_1 M_1}, X_2 Z_2 \hat{\mathcal{A}}_{\ell_2 \ell'_2}^{L_2 M_2} \right)_{\text{SI}} &\equiv \left\langle X_1 Z_1 \hat{\mathcal{A}}_{\ell_1 \ell'_1}^{L_1 M_1} \cdot X_2 Z_2 \hat{\mathcal{A}}_{\ell_2 \ell'_2}^{L_2 M_2*} \right\rangle_{\text{SI}} \\ &\quad - \left\langle X_1 Z_1 \hat{\mathcal{A}}_{\ell_1 \ell'_1}^{L_1 M_1} \right\rangle_{\text{SI}} \left\langle X_2 Z_2 \hat{\mathcal{A}}_{\ell_2 \ell'_2}^{L_2 M_2*} \right\rangle_{\text{SI}} \end{aligned} \quad (\text{D.36})$$

If we further assume that the stochastic variables X_1 , X_2 , Z_1 , and Z_2 are Gaussian, applying Wick's/Isserlis's theorem reduces this expression to

$$\begin{aligned} \text{Cov}(\dots)_{\text{SI}} &= \left[(C_{\ell_1}^{X_1 X_2})_{\text{SI}} (C_{\ell'_1}^{Z_1 Z_2})_{\text{SI}} \delta_{\ell_1 \ell_2} \delta_{\ell'_1 \ell'_2} \right. \\ &\quad \left. + (-1)^{L+\ell_1+\ell'_1} (C_{\ell_1}^{X_1 Z_2})_{\text{SI}} (C_{\ell'_1}^{Z_1 X_2})_{\text{SI}} \delta_{\ell_1 \ell'_2} \delta_{\ell'_1 \ell_2} \right] \delta^{L_1 L_2} \delta^{M_1 M_2}. \end{aligned} \quad (\text{D.37})$$

In §5 we make use of this expression in order to calculate approximate signal-to-noise ratios for the estimator $\hat{\mathcal{P}}_{\ell M}^{ij}$.

E Computation of tomographic source distributions

For Euclid, the underlying source distribution is modelled as [72, 73]

$$n(z) \propto \left(\frac{z}{z_0} \right)^2 \exp \left[- \left(\frac{z}{z_0} \right)^{\frac{3}{2}} \right], \quad (\text{E.1})$$

where $z_0 = z_m/\sqrt{2}$ and the median redshift $z_m = 0.9$. Euclid uses 10 equi-populated bins with edges $z_i^\pm \in \{0.001, 0.42, 0.56, 0.68, 0.79, 0.90, 1.02, 1.15, 1.32, 1.58, 2.50\}$. The tomographic galaxy source distribution for the i th redshift bin is given by

$$n_i(z) = \frac{\int_{z_i^-}^{z_i^+} dz_p n(z) p_{\text{ph}}(z_p|z)}{\int_{z_{\min}}^{z_{\max}} dz \int_{z_i^-}^{z_i^+} dz_p n(z) p_{\text{ph}}(z_p|z)}, \quad (\text{E.2})$$

where z_i^- and z_i^+ define the edges of the bin, and $(z_{\min}, z_{\max}) = (z_1^-, z_{10}^+) = (0.001, 2.5)$. The full source distribution $n_{\text{F}}(z)$ is obtained by replacing the integral limits $(z_i^-, z_i^+) \mapsto (z_{\min}, z_{\max})$ so that the entire redshift range is taken into account. In [Equation E.2](#), the underlying distribution $n(z)$ has been convolved with the probability distribution function $p_{\text{ph}}(z_p|z)$ describing the probability that a galaxy with redshift z has a measured redshift z_p . The probability distribution is modelled as

$$p_{\text{ph}}(z_p|z) = \frac{1 - f_{\text{out}}}{\sqrt{2\pi}\sigma_b(1+z)} \exp\left\{-\frac{1}{2} \left[\frac{z - c_b z_p - z_b}{\sigma_b(1+z)}\right]^2\right\} + \frac{f_{\text{out}}}{\sqrt{2\pi}\sigma_o(1+z)} \exp\left\{-\frac{1}{2} \left[\frac{z - c_o z_p - z_o}{\sigma_o(1+z)}\right]^2\right\}, \quad (\text{E.3})$$

with $(c_b, z_b, \sigma_b, c_o, z_o, \sigma_o, f_{\text{out}}) = (1.0, 0.0, 0.05, 1.0, 0.1, 0.05, 0.1)$. The result of this convolution process is shown in [Figure 4.2](#).

References

- [1] P.K. Aluri et al., *Is the observable Universe consistent with the cosmological principle?*, *Class. Quant. Grav.* **40** (2023) 094001 [[2207.05765](#)].
- [2] EUCLID collaboration, *Euclid: Testing the Copernican principle with next-generation surveys*, *Astron. Astrophys.* **671** (2023) A68 [[2207.09995](#)].
- [3] E.F. Bunn, P. Ferreira and J. Silk, *How Anisotropic is our Universe?*, *Phys. Rev. Lett.* **77** (1996) 2883 [[astro-ph/9605123](#)].
- [4] A. Kogut, G. Hinshaw and A.J. Banday, *Limits to Global Rotation and Shear From the COBE DMR 4-Year Sky Maps*, *Phys. Rev. D* **55** (1997) 1901 [[astro-ph/9701090](#)].
- [5] E. Martinez-Gonzalez and J.L. Sanz, *$\Delta T/T$ and the isotropy of the universe.*, *Astronomy and Astrophysics* **300** (1995) 346.
- [6] R. Maartens, G. Ellis and W. Stoeger, *Anisotropy and inhomogeneity of the universe from $\Delta T/T$* , *Astron. Astrophys.* **309** (1996) L7 [[astro-ph/9510126](#)].
- [7] D. Saadeh, S.M. Feeney, A. Pontzen, H.V. Peiris and J.D. McEwen, *How isotropic is the Universe?*, *Phys. Rev. Lett.* **117** (2016) 131302 [[1605.07178](#)].
- [8] O. Akarsu, E. Di Valentino, S. Kumar, M. Ozyigit and S. Sharma, *Testing spatial curvature and anisotropic expansion on top of the Λ CDM model*, *Phys. Dark Univ.* **39** (2023) 101162 [[2112.07807](#)].
- [9] P. Anninos, R.A. Matzner, T. Rothman and M.P. Ryan, *How does inflation isotropize the Universe?*, *Phys. Rev. D* **43** (1991) 3821.
- [10] C. Pitrou, T.S. Pereira and J.-P. Uzan, *Predictions from an anisotropic inflationary era*, *JCAP* **04** (2008) 004 [[0801.3596](#)].
- [11] T. Rothman and R. Matzner, *Effects of Anisotropy and Dissipation on the Primordial Light-Isotope Abundances*, *Phys. Rev. Lett.* **48** (1982) 1565.
- [12] T. Rothman and R. Matzner, *Nucleosynthesis in anisotropic cosmologies revisited*, *Phys. Rev. D* **30** (1984) 1649.
- [13] R. Matzner, T. Rothman and G.F.R. Ellis, *Conjecture on isotope production in the Bianchi cosmologies*, *Phys. Rev. D* **34** (1986) 2926.
- [14] L. Campanelli, *Helium-4 Synthesis in an Anisotropic Universe*, *Phys. Rev. D* **84** (2011) 123521 [[1112.2076](#)].
- [15] J.D. Barrow, *Limits on cosmological magnetic fields and other anisotropic stresses*, in *4th Paris Cosmology Colloquium*, pp. 196–222, June, 1997 [[gr-qc/9712020](#)].
- [16] M. Sharif and M. Zubair, *Dynamics of Bianchi I Universe with Magnetized Anisotropic Dark Energy*, *Astrophys. Space Sci.* **330** (2010) 399 [[1005.4480](#)].
- [17] T. Koivisto and D.F. Mota, *Accelerating Cosmologies with an Anisotropic Equation of State*, *Astrophys. J.* **679** (2008) 1 [[0707.0279](#)].
- [18] T. Koivisto and D.F. Mota, *Anisotropic Dark Energy: Dynamics of Background and Perturbations*, *JCAP* **06** (2008) 018 [[0801.3676](#)].
- [19] O. Akarsu and C.B. Kilinc, *LRS Bianchi Type I Models with Anisotropic Dark Energy and Constant Deceleration Parameter*, *Gen. Rel. Grav.* **42** (2010) 119 [[0807.4867](#)].
- [20] O. Akarsu and C.B. Kilinc, *Bianchi type III models with anisotropic dark energy*, *Gen. Rel. Grav.* **42** (2010) 763 [[0909.1025](#)].
- [21] O. Akarsu and C.B. Kilinc, *De Sitter expansion with anisotropic fluid in Bianchi type-I space-time*, *Astrophys. Space Sci.* **326** (2010) 315 [[1001.0550](#)].

- [22] S. Kumar and O. Akarsu, *Bianchi type II models in the presence of perfect fluid and anisotropic dark energy*, *Eur. Phys. J. Plus* **127** (2012) 64 [[1110.2408](#)].
- [23] S.A. Appleby and E.V. Linder, *Probing Dark Energy Anisotropy*, *Phys. Rev. D* **87** (2013) 023532 [[1210.8221](#)].
- [24] O. Akarsu, N. Katirci, A.A. Sen and J.A. Vazquez, *Scalar field emulator via anisotropically deformed vacuum energy: Application to dark energy*, *arXiv e-prints* (2020) [[2004.14863](#)].
- [25] V. Mukhanov, *Theory of cosmological perturbations*, *Phys. Rept.* **215** (1992) 203.
- [26] T. Damour, I.I. Kogan and A. Papazoglou, *Non-linear bigravity and cosmic acceleration*, *Phys. Rev. D* **66** (2002) 104025 [[hep-th/0206044](#)].
- [27] M. Kunz and D. Sapone, *Dark Energy versus Modified Gravity*, *Phys. Rev. Lett.* **98** (2007) 121301 [[astro-ph/0612452](#)].
- [28] I.D. Saltas and M. Kunz, *Anisotropic stress and stability in modified gravity models*, *Phys. Rev. D* **83** (2011) 064042 [[1012.3171](#)].
- [29] T.S. Kolatt and O. Lahav, *Constraints on Cosmological Anisotropy out to $z=1$ from Supernovae Ia*, *Mon. Not. Roy. Astron. Soc.* **323** (2001) 859 [[astro-ph/0008041](#)].
- [30] P. Jain, M.S. Modgil and J.P. Ralston, *Search for Global Metric Anisotropy in Type Ia Supernova Data*, *Mod. Phys. Lett. A* **22** (2007) 1153 [[astro-ph/0510803](#)].
- [31] A. Cooray, D.E. Holz and R. Caldwell, *Measuring dark energy spatial inhomogeneity with supernova data*, *JCAP* **11** (2010) 015 [[0812.0376](#)].
- [32] A. Brunthaler, I. Marti-Vidal, K.M. Menten, M.J. Reid, C. Henkel, G.C. Bower et al., *VLBI observations of SN 2008iz: I. Expansion velocity and limits on anisotropic expansion*, *Astron. Astrophys.* **516** (2010) A27 [[1003.4665](#)].
- [33] J. Colin, R. Mohayaee, S. Sarkar and A. Shafieloo, *Probing the anisotropic local universe and beyond with SNe Ia data*, *Mon. Not. Roy. Astron. Soc.* **414** (2011) 264 [[1011.6292](#)].
- [34] R. Cai and Z. Tuo, *Direction Dependence of the Deceleration Parameter*, *JCAP* **02** (2012) 004 [[1109.0941](#)].
- [35] U. Feindt, M. Kerschhaggl, M. Kowalski, G. Aldering, P. Antilogus, C. Aragon et al., *Measuring cosmic bulk flows with Type Ia Supernovae from the Nearby Supernova Factory*, *Astron. Astrophys.* **560** (2013) A90 [[1310.4184](#)].
- [36] B. Bahr-Kalus, D.J. Schwarz, M. Seikel and A. Wiegand, *Constraints on anisotropic cosmic expansion from supernovae*, *Astron. Astrophys.* **553** (2013) A56 [[1212.3691](#)].
- [37] S. Appleby and A. Shafieloo, *Testing Local Anisotropy Using the Method of Smoothed Residuals I - Methodology*, *JCAP* **03** (2014) 007 [[1312.3415](#)].
- [38] T. Schucker, A. Tilquin and G. Valent, *Bianchi I meets the Hubble diagram*, *Mon. Not. Roy. Astron. Soc.* **444** (2014) 2820 [[1405.6523](#)].
- [39] J.S. Wang and F.Y. Wang, *Probing the anisotropic expansion from supernovae and GRBs in a model-independent way*, *Mon. Not. Roy. Astron. Soc.* **443** (2014) 1680 [[1406.6448](#)].
- [40] S. Appleby, A. Shafieloo and A. Johnson, *Probing bulk flow with nearby SNe Ia data*, *Astrophys. J.* **801** (2015) 76 [[1410.5562](#)].
- [41] J.B. Jimenez, V. Salzano and R. Lazkoz, *Anisotropic expansion and SNIa: An open issue*, *Phys. Lett. B* **741** (2015) 168 [[1402.1760](#)].
- [42] H. Ghodsi, S. Baghram and F. Habibi, *Supernovae anisotropy power spectrum*, *JCAP* **10** (2017) 017 [[1609.08012](#)].
- [43] J. Colin, R. Mohayaee, M. Rameez and S. Sarkar, *Evidence for anisotropy of cosmic acceleration*, *Astron. Astrophys.* **631** (2019) L13 [[1808.04597](#)].

- [44] A. Salehi, H. Farajollahi, M. Motahari, P. Pashamokhtari, M. Yarahmadi and S. Fathi, *Are Type Ia supernova powerful tool to detect anisotropic expansion of the Universe?*, *Eur. Phys. J. C* **80** (2020) 753.
- [45] R. Mohayaee, M. Rameez and S. Sarkar, *Do supernovae indicate an accelerating universe?*, *Eur. Phys. J. ST* **230** (2021) 2067 [2106.03119].
- [46] J.A. Cowell, S. Dhawan and H.J. Macpherson, *Potential signature of a quadrupolar hubble expansion in Pantheon+supernovae*, *Mon. Not. Roy. Astron. Soc.* **526** (2023) 1482 [2212.13569].
- [47] W. Rahman, R. Trotta, S.S. Boruah, M.J. Hudson and D.A. van Dyk, *New Constraints on Anisotropic Expansion from Supernovae Type Ia*, *Mon. Not. Roy. Astron. Soc.* **514** (2022) 139 [2108.12497].
- [48] B. Kalbouneh, C. Marinoni and J. Bel, *Multipole expansion of the local expansion rate*, *Phys. Rev. D* **107** (2023) 023507 [2210.11333].
- [49] R. Maartens, J. Santiago, C. Clarkson, B. Kalbouneh and C. Marinoni, *Covariant cosmography: the observer-dependence of the Hubble parameter*, *JCAP* **09** (2024) 070 [2312.09875].
- [50] B. Kalbouneh, C. Marinoni and R. Maartens, *Cosmography of the local Universe by multipole analysis of the expansion rate fluctuation field*, *JCAP* **09** (2024) 069 [2401.12291].
- [51] B. Kalbouneh, J. Santiago, C. Marinoni, R. Maartens, C. Clarkson and M. Sarma, *Expanding covariant cosmography of the local Universe: incorporating the snap and axial symmetry*, *arXiv e-prints* (2024) [2408.04333].
- [52] G.F.R. Ellis and J.E. Baldwin, *On the expected anisotropy of radio source counts*, *MNRAS* **206** (1984) 377.
- [53] P. da Silveira Ferreira and V. Marra, *Tomographic redshift dipole: testing the cosmological principle*, *JCAP* **09** (2024) 077 [2403.14580].
- [54] L. Amendola, M. Kunz and D. Sapone, *Measuring the dark side (with weak lensing)*, *JCAP* **04** (2008) 013 [0704.2421].
- [55] C. Pitrou, J.-P. Uzan and T.S. Pereira, *Weak lensing B-modes on all scales as a probe of local isotropy*, *Phys. Rev. D* **87** (2013) 043003 [1203.6029].
- [56] P. Schneider, *Weak Gravitational Lensing*, in *Gravitational Lensing: Strong, Weak and Micro*, vol. 33, pp. 269–451 (2006), DOI [astro-ph/0509252].
- [57] M. Bartelmann and M. Maturi, *Weak gravitational lensing*, Dec., 2016 [1612.06535].
- [58] T.D. Kitching, J. Alsing, A.F. Heavens, R. Jimenez, J.D. McEwen and L. Verde, *The Limits of Cosmic Shear*, *Mon. Not. Roy. Astron. Soc.* **469** (2017) 2737 [1611.04954].
- [59] F. Bernardeau, C. Bonvin and F. Vernizzi, *Full-sky lensing shear at second order*, *Phys. Rev. D* **81** (2010) 083002 [0911.2244].
- [60] A. Cooray and W. Hu, *Second Order Corrections to Weak Lensing by Large-Scale Structure*, *Astrophys. J.* **574** (2002) 19 [astro-ph/0202411].
- [61] S. Hilbert, J. Hartlap, S.D.M. White and P. Schneider, *Ray-tracing through the Millennium Simulation: Born corrections and lens-lens coupling in cosmic shear and galaxy-galaxy lensing*, *Astron. Astrophys.* **499** (2009) 31 [0809.5035].
- [62] P. Schneider, L. van Waerbeke and Y. Mellier, *B-modes in cosmic shear from source redshift clustering*, *Astron. Astrophys.* **389** (2002) 729 [astro-ph/0112441].
- [63] R.G. Crittenden, P. Natarajan, U.-L. Pen and T. Theuns, *Discriminating weak lensing from intrinsic spin correlations using the curl-gradient decomposition*, *Astrophys. J.* **568** (2002) 20 [astro-ph/0012336].

- [64] M.A. Troxel and M. Ishak, *The Intrinsic Alignment of Galaxies and its Impact on Weak Gravitational Lensing in an Era of Precision Cosmology*, *Phys. Rept.* **558** (2014) 1 [1407.6990].
- [65] N.E. Chisari, S. Codis, C. Laigle, Y. Dubois, C. Pichon, J. Devriendt et al., *Intrinsic alignments of galaxies in the Horizon-AGN cosmological hydrodynamical simulation*, *Mon. Not. Roy. Astron. Soc.* **454** (2015) 2736 [1507.07843].
- [66] S. Codis, R. Gavazzi, Y. Dubois, C. Pichon, K. Benabed, V. Desjacques et al., *Intrinsic alignment of simulated galaxies in the cosmic web: Implications for weak lensing surveys*, *Mon. Not. Roy. Astron. Soc.* **448** (2015) 3391 [1406.4668].
- [67] D. Yamauchi, T. Namikawa and A. Taruya, *Weak lensing generated by vector perturbations and detectability of cosmic strings*, *JCAP* **10** (2012) 030 [1205.2139].
- [68] D. Yamauchi, T. Namikawa and A. Taruya, *Full-sky formulae for weak lensing power spectra from total angular momentum method*, *JCAP* **08** (2013) 051 [1305.3348].
- [69] C. Pitrou, T.S. Pereira and J.-P. Uzan, *Weak-lensing by the large scale structure in a spatially anisotropic universe: Theory and predictions*, *Phys. Rev. D* **92** (2015) 023501 [1503.01125].
- [70] T.S. Pereira, C. Pitrou and J.-P. Uzan, *Weak-lensing B-modes as a probe of the isotropy of the universe*, *Astron. Astrophys.* **585** (2016) L3 [1503.01127].
- [71] CFHTLENS collaboration, *3D Cosmic Shear: Cosmology from CFHTLenS*, *Mon. Not. Roy. Astron. Soc.* **442** (2014) 1326 [1401.6842].
- [72] EUCLID collaboration, *Euclid preparation: VII. Forecast validation for Euclid cosmological probes*, *Astron. Astrophys.* **642** (2020) A191 [1910.09273].
- [73] EUCLID collaboration, *Euclid preparation: XXVIII. Modelling of the weak lensing angular power spectrum*, *Astron. Astrophys.* **684** (2024) A138 [2302.04507].
- [74] VIRGO CONSORTIUM collaboration, *Stable clustering, the halo model and nonlinear cosmological power spectra*, *Mon. Not. Roy. Astron. Soc.* **341** (2003) 1311 [astro-ph/0207664].
- [75] R. Takahashi, M. Sato, T. Nishimichi, A. Taruya and M. Oguri, *Revising the Halofit Model for the Nonlinear Matter Power Spectrum*, *Astrophys. J.* **761** (2012) 152 [1208.2701].
- [76] S. Bird, M. Viel and M.G. Haehnelt, *Massive Neutrinos and the Non-linear Matter Power Spectrum*, *Mon. Not. Roy. Astron. Soc.* **420** (2012) 2551 [1109.4416].
- [77] C. Pitrou, T.S. Pereira and J.-P. Uzan, *Theory of cosmological perturbations in an anisotropic universe*, *JCAP* **09** (2007) 006 [0707.0736].
- [78] PLANCK collaboration, *Planck 2018 results. VI. Cosmological parameters*, *Astron. Astrophys.* **641** (2020) A6 [1807.06209].
- [79] PARTICLE DATA GROUP collaboration, *Review of Particle Physics*, *PTEP* **2022** (2022) 083C01.
- [80] J.P.B. Almeida, J. Motoa-Manzano, J. Noreña, T.S. Pereira and C.A. Valenzuela-Toledo, *Structure formation in an anisotropic universe: Eulerian perturbation theory*, *JCAP* **02** (2022) 018 [2111.06756].
- [81] P. Fleury, *Light Propagation in Inhomogeneous and Anisotropic Cosmologies*, Ph.D. thesis, Université Pierre-et-Marie-Curie, Nov., 2015. 1511.03702.
- [82] A. Pontzen and A. Challinor, *Linearization of homogeneous, nearly-isotropic cosmological models*, *Class. Quant. Grav.* **28** (2011) 185007 [1009.3935].
- [83] C. Pitrou and T.S. Pereira, *Bianchi spacetimes as super-curvature modes around isotropic cosmologies*, *Phys. Rev. D* **100** (2019) 123534 [1909.13688].

- [84] L.R. Abramo and T.S. Pereira, *Testing gaussianity, homogeneity and isotropy with the cosmic microwave background*, *Adv. Astron.* **2010** (2010) 378203 [[1002.3173](#)].
- [85] COMPACT collaboration, *Cosmic topology. Part IIIa. Microwave background parity violation without parity-violating microphysics*, *arXiv e-prints* (2024) [[2407.09400](#)].
- [86] A. Hajian and T. Souradeep, *Measuring statistical isotropy of the CMB anisotropy*, *Astrophys. J. Lett.* **597** (2003) L5 [[astro-ph/0308001](#)].
- [87] A. Hajian and T. Souradeep, *Statistical isotropy of CMB and cosmic topology*, *arXiv e-prints* (2003) [[astro-ph/0301590](#)].
- [88] A. Hajian and T. Souradeep, *The Cosmic microwave background bipolar power spectrum: Basic formalism and applications*, *arXiv e-prints* (2005) [[astro-ph/0501001](#)].
- [89] T. Ghosh, A. Hajian and T. Souradeep, *Unveiling Hidden Patterns in CMB Anisotropy Maps*, *Phys. Rev. D* **75** (2007) 083007 [[astro-ph/0604279](#)].
- [90] N. Joshi, S. Jhingan, T. Souradeep and A. Hajian, *Bipolar Harmonic encoding of CMB correlation patterns*, *Phys. Rev. D* **81** (2010) 083012 [[0912.3217](#)].
- [91] L.G. Book, M. Kamionkowski and T. Souradeep, *Odd-Parity Bipolar Spherical Harmonics*, *Phys. Rev. D* **85** (2012) 023010 [[1109.2910](#)].
- [92] P.K. Aluri, N. Pant, A. Rotti and T. Souradeep, *A novel approach to reconstructing signals of isotropy violation from a masked CMB sky*, *Phys. Rev. D* **92** (2015) 083015 [[1506.00550](#)].
- [93] M. Kilbinger, C. Heymans, M. Asgari, S. Joudaki, P. Schneider, P. Simon et al., *Precision calculations of the cosmic shear power spectrum projection*, *Mon. Not. Roy. Astron. Soc.* **472** (2017) 2126 [[1702.05301](#)].
- [94] A. Challinor and A. Lewis, *Weak Gravitational Lensing of the CMB*, *Phys. Rept.* **429** (2006) 1 [[astro-ph/0601594](#)].
- [95] A. Challinor and A. Lewis, *Lensed CMB power spectra from all-sky correlation functions*, *Phys. Rev. D* **71** (2005) 103010 [[astro-ph/0502425](#)].
- [96] J. Lesgourgues, T. Tram and D. Blas, *The Cosmic Linear Anisotropy Solving System (CLASS) II: Approximation schemes*, *JCAP* **07** (2011) 034 [[1104.2933](#)].
- [97] W. Hu, *Power Spectrum Tomography with Weak Lensing*, *Astrophys. J. Lett.* **522** (1999) L21 [[astro-ph/9904153](#)].
- [98] C.R. Harris, K.J. Millman, S.J. van der Walt, R. Gommers, P. Virtanen, D. Cournapeau et al., *Array Programming with NumPy*, *Nature* **585** (2020) 357 [[2006.10256](#)].
- [99] P. Virtanen, R. Gommers, T.E. Oliphant, M. Haberland, T. Reddy, D. Cournapeau et al., *SciPy 1.0—Fundamental Algorithms for Scientific Computing in Python*, *Nature Meth.* **17** (2020) 261 [[1907.10121](#)].
- [100] J.D. Hunter, *Matplotlib: A 2D Graphics Environment*, *Comput. Sci. Eng.* **9** (2007) 90.
- [101] G.B. Arfken and H.-J. Weber, *Mathematical Methods for Physicists*, Elsevier, Boston, 6th ed. (2005).
- [102] A.R. Edmonds, *Angular Momentum in Quantum Mechanics*, Princeton Landmarks in Physics, Princeton University Press, Princeton (1996).
- [103] R. Durrer, *The Cosmic Microwave Background*, Cambridge University Press, New York, second edition ed. (2020).
- [104] E.T. Newman and R. Penrose, *Note on the Bondi-Metzner-Sachs Group*, *J. Math. Phys.* **7** (1966) 863.
- [105] J.N. Goldberg, A.J. Macfarlane, E.T. Newman, F. Rohrlich and E.C.G. Sudarshan, *Spin-s Spherical Harmonics and δ* , *J. Math. Phys.* **8** (1967) 2155.

- [106] M. Boyle, *How should spin-weighted spherical functions be defined?*, *J. Math. Phys.* **57** (2016) 092504 [[1604.08140](#)].
- [107] W. Hu, *Weak Lensing of the CMB: A Harmonic Approach*, *Phys. Rev. D* **62** (2000) 043007 [[astro-ph/0001303](#)].