

A Tale of Two Cities: Pessimism and Opportunism in Offline Dynamic Pricing

Zeyu Bian¹, Zhengling Qi², Cong Shi³, and Lan Wang¹

¹Department of Management Science, University of Miami

² Department of Decision Sciences, The George Washington University

³ Department of Management, University of Miami

Abstract

This paper studies offline dynamic pricing without data coverage assumption, thereby allowing for any price including the optimal one not being observed in the offline data. Previous approaches that rely on the various coverage assumptions such as that the optimal prices are observable, would lead to suboptimal decisions and consequently, reduced profits. We address this challenge by framing the problem to a partial identification framework. Specifically, we establish a partial identification bound for the demand parameter whose associated price is unobserved by leveraging the inherent monotonicity property in the pricing problem. We further incorporate pessimistic and opportunistic strategies within the proposed partial identification framework to derive the estimated policy. Theoretically, we establish rate-optimal finite-sample regret guarantees for both strategies. Empirically, we demonstrate the superior performance of the newly proposed methods via a synthetic environment. This research provides practitioners with valuable insights into offline pricing strategies in the challenging no-coverage setting, ultimately fostering sustainable growth and profitability of the company.

Keywords: Offline Dynamic Pricing; Partial Identification; Opportunism; Pessimism.

1 Introduction

Dynamic pricing (Gallego and Van Ryzin, 1994; Den Boer, 2015) is the strategy of adjusting prices periodically based on market demand and inventory levels, which is an increasingly crucial area in business management. The study of dynamic pricing is vital for modern revenue management aiming to optimize the profit, improve operational efficiency, and maintain a competitive edge in rapidly changing markets. By exploring dynamic pricing strategies, business decision-makers can better understand how to balance demand and supply, utilize inventory effectively, and respond to market dynamics, ultimately leading to sustainable growth and profitability.

Despite the growing body of research on dynamic pricing, the existing literature predominantly focuses on the online setting. This has left a significant gap in the study of dynamic pricing in offline settings, where pre-collected historical data are used to drive decision-making, without additional online data collection. In general, offline settings are crucial in scenarios where online data is limited or expensive to collect. For example, for dynamic pricing, conducting and monitoring a lengthy experiment would incur significant costs and time investment unless a good initial pricing strategy is used. Another issue with online learning is that a sub-optimal policy can lead to significant financial losses, making unrestricted online exploration risky. As such, understanding dynamic pricing in the offline context is essential, especially when abundant historic data is given. Recently, the success of offline reinforcement learning (RL) algorithms (Levine et al., 2020) has shown promise in efficiently transforming pre-collected datasets into powerful decision-making techniques. Motivated by this, we seek to address the gap in pricing literature by studying dynamic pricing using offline RL techniques.

Major Challenges. It is widely acknowledged that offline learning is more challenging than online learning due to the lack of interactions with the environment, resulting in a potentially narrowed and biased dataset with limited exploration. The successes of classical offline RL methods typically rely on a stringent condition: the offline dataset is well-explored and has sufficient *coverage* (Antos et al., 2008; Munos and Szepesvári, 2008; Farahmand et al., 2010). In our pricing context, this full coverage assumption basically states that all the candidate prices can be observed in the offline data. Nonetheless, this is unlikely to hold since the

seller would not set an unreasonable price whose expected revenues are obviously suboptimal. Recent studies (Yu et al., 2020; Buckman et al., 2020; Jin et al., 2021) have demonstrated that by incorporating the so-called pessimistic principle in offline RL algorithms, the required full coverage assumption for learning an optimal policy can be relaxed so that offline data only needs to cover the actions induced by the optimal policy. Nevertheless, this partial coverage assumption is not testable in the offline data and could also be violated, leading to the failure of existing pessimistic RL algorithms.

Motivated by aforementioned challenges, this paper aims to explore the offline dynamic pricing problem *without any coverage assumption*. The study of offline RL without the coverage assumption is a highly challenging task for dynamic pricing problem. Specifically, the parameters for the demand model at each time point and subsequently the Q-functions, cannot be fully identified, given that some prices are missing in the dataset. As a consequence, the optimal policy cannot be ensured identified either. In contrast, commonly used standard offline RL techniques do not take unobserved prices into account. This limitation could result in sub-optimal decision-making, especially when unobserved prices are crucial for determining optimal pricing strategies.

A partial identification framework. In this work, we construct a partial identification bound and a confidence interval for the demand parameter even if its associated price is unobserved, leveraging the inherent monotonicity property present in most of the pricing problems. This property enables us to seek an optimal pricing strategy beyond the observed prices in the offline data. To better understand the partial identification framework, we first provide the formal definition of identification.

Definition 1 (Identifiability). *A parameter λ in a probabilistic model $\{\mathcal{P}_\lambda : \lambda \in \Lambda\}$ is said to be identifiable if the mapping $\lambda \mapsto \mathcal{P}_\lambda$ is injective. In other words, for any $\lambda_1 \neq \lambda_2$, we have $\mathcal{P}_{\lambda_1} \neq \mathcal{P}_{\lambda_2}$.*

Identifiability ensures that if you observe data from the model, there is no ambiguity in determining which parameter λ generated the data. When a model is not identifiable but we have some partial information about its underlying parameter, then we say the model or the parameter is partially identifiable. In the following, we illustrate the concept of partial

identification using a concrete example of the pricing problem.

Example 1. Consider a static pricing problem where the pricing options are a_0 , a_1 , and a_2 , with $a_0 < a_1 < a_2$. Denote the demand random variable as D . Assume that $D \sim \text{Poisson}(\lambda(a))$ given its associated price a . Suppose that our offline data generating process satisfies that $\mathbb{P}(A = a_0) > 0$ and $\mathbb{P}(A = a_2) > 0$ but $\mathbb{P}(A = a_1) = 0$, meaning that prices a_0 and a_2 can be observed in the dataset but not a_1 . Under this setting, $\lambda(a_0)$ and $\lambda(a_2)$ are identifiable, since by the Poisson demand model, we have $\lambda(a_0) = \mathbb{E}(D|A = a_0)$ and $\lambda(a_2) = \mathbb{E}(D|A = a_2)$. As for $\lambda(a_1)$, it is not point identifiable, since $\mathbb{E}(D|A = a_1)$ is not well-defined. Nonetheless, by leveraging the monotonicity property of the pricing problem, i.e., a higher price leads to a lower demand parameter, it follows that $\lambda(a_0) \geq \lambda(a_1) \geq \lambda(a_2)$, which indicates that $\lambda(a_1) \in [\lambda(a_2), \lambda(a_0)]$. The available data and model do not allow us to pin down the exact value of $\lambda(a_1)$, instead, we can only determine that the parameter lies within a certain range. As a result, $\lambda(a_1)$ is only partially identifiable up to this interval.

Since the demand parameter is only partially identifiable when its associated price is unobserved, the corresponding expected revenue is also partially identifiable in the sense that the decision maker only knows that the expected revenue for each price falls within a certain interval. This posits a significant challenge to make an optimal decision. To further illustrate the decision making under the partial identification framework, consider a simple two-armed bandit example. Suppose the goal is to compare the arm $a = 1$ with the arm $a = 0$ without observing their respective revenues. Let Q_1 and Q_0 denote their expected revenues. Although these two prices are unobserved, using monotonicity and assuming other available prices, we can construct partial identification bounds for these expected revenues such that $Q_a \in [Q_a^L, Q_a^U]$, for $a = 0$ and 1. See Figure 1 for the illustration.

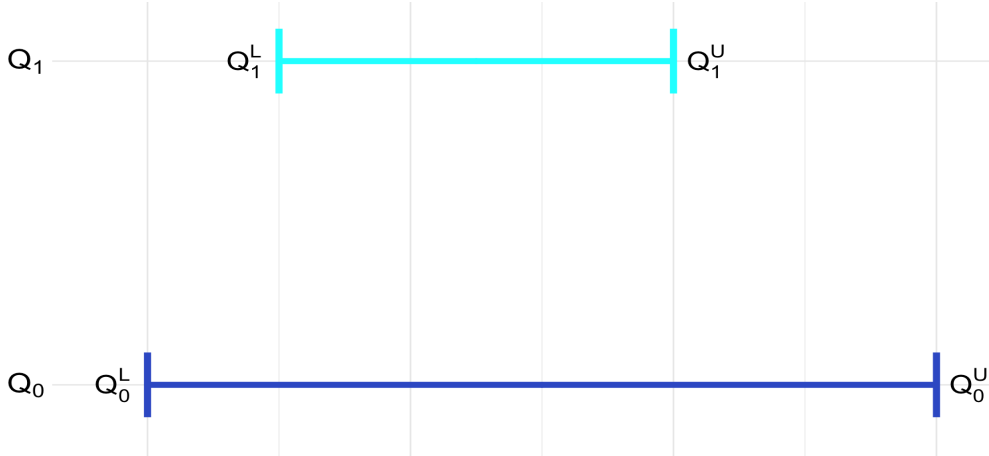


Figure 1: An illustrative example demonstrating the partial identification task, where only intervals of the revenue under the two prices can be obtained: $Q_a \in [Q_a^L, Q_a^U]$, for $a = 0$ and 1 .

Given the information in Figure 1, the key question is: how should one decide between arms 1 and 0? Different decision makers may have varying preferences and reasoning. For example, one might prefer arm 1 simply because they cannot afford the risk of the expected revenue falling below Q_1^L . On the other hand, another agent might favor arm 0 because ensuring the expected revenue exceeds Q_1^U is crucial to preventing their company from going bankrupt, making this option more appealing. This example highlights the dilemma involved in determining the optimal decision within the partial identification framework. In Section 1.1, we discuss how two systematic strategies can be integrated into this framework.

1.1 Pessimism versus Opportunism

In this work, we demonstrate that by adopting the *pessimistic* (Yu et al., 2020; Buckman et al., 2020; Jin et al., 2021) and the *opportunistic* (Savage, 1951; Manski, 2007; Stoye, 2009, 2012) strategies within the partial identification framework, even if an underlying optimal price is unobserved in the offline dataset, our proposed methods retain desirable theoretical properties with superior empirical performance.

The pessimism principle says “behave as though the world was plausibly worse than you observed it to be” (Buckman et al., 2020). The strategy is to choose the action that maximizes the revenue in that worst-case scenario. The opportunistic strategy aligns with this pessimistic

principle, recommending an action that minimizes the *maximum loss* or regret. To gain a deeper understanding of both strategies, we illustrate how they can be applied in the scenario depicted in Figure 1.

Example 2. *In the setting of Figure 1, pessimists would select arm 1, since $Q_1^L > Q_0^L$. On the other hand, opportunists would opt for arm 0. This is due to the fact that the maximum loss (regret) for arm 1 is $Q_0^U - Q_1^L$, while the maximum loss for arm 0 is $Q_1^U - Q_0^L$, and $Q_1^U - Q_0^L < Q_0^U - Q_1^L$.*

Example 2 demonstrates the basic idea of the pessimistic and opportunistic principles in a simple bandit problem. The idea will be adapted to the more general sequential decision-making setting, see Sections 4.1 and 4.2.

While both strategies address the worst-case scenarios, the key difference lies in their focus: pessimists prioritize minimizing the worst-case revenue, while opportunists focus on minimizing the worst-case loss. Opportunists view a purely pessimistic approach as overly conservative and potentially limiting opportunities. Consider the action a_1 , chosen based on the pessimistic principle. An opportunist wants to know: what if I choose a_1 and the environment turns out to be less unfavorable? What if a_1 performs significantly worse than other actions in such a scenario? An opportunist aims to avoid the scenario that in the worst environment, both a_1 and a_0 perform poorly, with a_1 being marginally better, while in other better environments, a_1 performs much worse than a_0 . An opportunist would choose a_0 instead, as it behaves only slightly worse than a_1 in one environment but significantly better in another, making it an opportunistic choice.

Nevertheless, the preceding discussion does not imply that an opportunistic strategy is universally superior. The effectiveness of any strategy depends on the specific context and the decision-maker's risk tolerance. For example, small companies with limited financial resources might prefer the pessimistic approach, which focuses on resilience in worst-case scenarios. By protecting themselves from severe outcomes, such as bankruptcy, they can maintain stability and ensure continued operations. In contrast, well-established companies with greater resources and a higher risk tolerance may favor the opportunistic approach. This strategy allows them to seize favorable market conditions, innovations, or strategic

opportunities that could significantly enhance their market position or profitability.

1.2 Contributions

Offline dynamic pricing has received limited attention in the literature. In this work, we develop novel data-driven pricing algorithms under minimal assumptions on the offline dataset. Since prices may not always be observable in the offline dataset, classical and recently developed offline RL methods, such as dynamic programming and pessimistic approaches, which rely on assumptions involving different degrees of coverage, may lead to suboptimal decisions and, consequently, lower profits.

To address the deficiencies of existing RL algorithms that require the untenable assumption that the optimal pricing is covered by offline data, this paper develops a partial identification framework by leveraging the inherent monotonicity property in the pricing problem for policy learning. This approach ensures that the policy learned from offline data will perform at least as well as the baseline method and can outperform it if the data indeed supports it, as demonstrated by our Theorems 1 and 2. Functionally, our proposals for obtaining a policy from the offline data consist of two strategies: pessimistic and opportunistic strategies. Pessimism chooses the action that maximizes revenue in the worst-case situation; while opportunism advocates selecting the action that minimizes the maximum regret.

We now summarize our contributions. To the best of our knowledge, this is the first paper that develops a statistically sound offline dynamic pricing technique without data coverage assumption. Additionally, the new technique posits no requirements on the policy class or the Q-function class. To achieve this, we introduce a partial identification framework for conducting pessimistic and opportunistic policy learning in the presence of limited observed prices in offline data. By integrating these approaches into dynamic pricing, our work significantly advances the existing literature and offers a promising solution to the challenges posed by the no-coverage assumption. In contrast, commonly used methods such as standard dynamic programming (Bellman, 1957) and pessimistic methods (Yu et al., 2020; Buckman et al., 2020; Jin et al., 2021) typically fail because they do not account for unobserved prices.

Theoretically, we establish regret bounds for both strategies (Theorems 1 and 2). Specifically, the regret bounds consist of two components: the first arises from the estimation of the unknown demand parameters for the observed prices in the data, while the second reflects the error due to the potentially unobserved optimal price. If the optimal policy is observed in the offline data, the second part is zero, and we recover the existing optimal regret bound, which is of the order $O_p\left(\sqrt{\log N/N}\right)$, where N is the number of trajectories in the offline dataset. When the assumption on observing an optimal price in the offline data does not hold, our regret bound reveals the associated cost, which is *tight* in the sense that it is attainable. To our knowledge, this work represents the first endeavor to incorporate a partial identification framework and the opportunistic approach into dynamic pricing and sequential decision-making contexts. Furthermore, our novel regret analysis for the opportunistic method distinguishes it from the existing literature, which focuses on static settings without dynamics, see, e.g., Manski (2005, 2007); Stoye (2009, 2012); Cui (2021); Christensen et al. (2022); Masten (2023); Kido (2023).

Finally, by leveraging the structure of both pessimistic and opportunistic strategies, we propose a pair of efficient algorithms for sequential decision-making. We evaluate their performances on a synthetic environment and demonstrate their superiority. Through comprehensive theoretical analysis and extensive simulation studies, our work offers valuable insights for practitioners seeking to improve offline reinforcement learning strategies in the challenging pricing problem without the coverage assumption. Ultimately, this fosters sustainable growth and profitability.

1.3 Related Works

This subsection briefly reviews the relevant literature from the areas of offline RL and dynamic pricing.

Offline RL. RL (Sutton and Barto, 2018) focuses on sequential decision-making with the goal of maximizing long-term cumulative rewards. RL has recently achieved notable successes in various applications, including dynamic pricing (Den Boer, 2015), artificial intelligence used in gaming (Silver et al., 2016), mobile health (Liao et al., 2022), robotics (Levine et al., 2020),

and precision medicine (Murphy, 2003; Robins, 2004; Kosorok and Moodie, 2015).

Offline RL faces the challenge of limited interactions with the environment, often resulting in datasets that do not fully cover all possible action-state pairs. To address this, prior works have imposed the full coverage assumption, requiring that the offline data contain all possible states and actions (see Antos et al. (2008); Munos and Szepesvári (2008); Farahmand et al. (2010)). More recent studies (Yu et al., 2020; Buckman et al., 2020; Jin et al., 2021) have demonstrated that by incorporating the pessimistic principle, the full coverage assumption can be relaxed so that offline data only needs to cover the actions induced by the optimal policy. Additionally, Chen et al. (2023) showed that by leveraging Lebesgue’s decomposition theorem along with certain technical conditions, the coverage assumption can be eliminated. However, their approach still relies on structural assumptions about the Q-function, which enable extrapolation.

One of the proposed methods also adopts the pessimistic idea in the literature. However, note that our proposal differs from the previous vanilla pessimistic approach in that we allow the existence of unobserved optimal prices in the dataset. This newly proposed refined pessimistic method accounts for the unobserved optimal prices by leveraging the monotonicity property inherent in the pricing problem; whereas the vanilla pessimistic approach would simply overlook them. Compared to Jin et al. (2021) and Chen et al. (2023), we do not impose any assumptions on the policy class or the function class of the Q-function, making our approach much more general. Moreover, this study marks the initial attempt to integrate an opportunistic approach into dynamic pricing and sequential decision-making. Our regret analysis of the opportunistic method sets it apart from the current literature, which primarily addresses static settings devoid of dynamics, see, e.g., Manski (2007); Stoye (2009); Cui (2021).

Dynamic pricing. Existing literature on dynamic pricing mainly focuses on the online setting, as previously mentioned, see, e.g., Broder and Rusmevichientong (2012); Keskin and Zeevi (2014); Javanmard and Nazerzadeh (2019); Nambiar et al. (2019); Ban and Keskin (2021); Ma et al. (2021); Elmachtoub and Hamilton (2021); Chen et al. (2021); Bastani et al. (2022); Jia et al. (2024). For a comprehensive review, readers are referred to Elmaghraby and

Keskinocak (2003); Bitran and Caldentey (2003); Den Boer (2015), and the references cited therein.

In the offline setting, Levi et al. (2007) studied the multi-stage inventory control problems; while Qin et al. (2022) further investigate multi-stage joint pricing and inventory control problem. Ban (2020); Qi et al. (2022) and Bu et al. (2023) studied the static offline pricing problem under a censoring demand (Huh and Rusmevichientong, 2009) setting. Our work significantly diverges from Ban (2020); Qi et al. (2022); Bu et al. (2023), which primarily focus on static pricing strategies. In contrast, we explore the more complex and realistic dynamic pricing setting, capturing the nuanced challenges of real-time decision-making. Moreover, our research goes beyond all the prior works by directly addressing the no-coverage assumption in offline data—an issue that remains unresolved in the existing literature. This advancement underscores the robustness and applicability of our approach in practical scenarios.

Organization. The rest of this paper is organized as follows. In Section 2, we introduce the offline dynamic pricing model, and discuss the limitations of the existing standard dynamic programming and pessimistic approaches. In Section 3, we describe how to frame our pricing problem as a partial identification task. In Section 4, we present our proposed pessimistic and opportunistic strategies; We also establish the regret guarantees for both methods in this section. Finally, we conduct a simulation study in Section 5 to demonstrate the newly proposed methodologies.

2 Models and Assumptions

We begin by providing an overview of dynamic pricing and our model formulation in Section 2.1. Then we briefly introduce two standard baseline methods for estimating the optimal policy and discuss their limitations in Section 2.2.

2.1 Background

Consider a decision process $\{(X_t, A_t, D_t) : 1 \leq t \leq T\}$ with T time points. At each period t , $X_t \in \mathcal{X} \equiv \{0, 1, 2, 3, \dots, L\}$ denotes the inventory level, where L is a fixed positive integer,

$A_t \in \mathcal{A} \equiv \{a_1, a_2, \dots, a_K\}$ is the price, and D_t represents the demand. A **policy** prescribes a pricing strategy that defines the action A_t an agent takes based on the history information $X_t \cup \{(X_k, A_k, D_k) : 1 \leq k \leq t-1\}$, and it is a function maps the history to a probability distribution over the prices (actions). Denote π_t as any feasible policy at time point t , and let $\pi = \{\pi_t\}_{1 \leq t \leq T}$ be the set of policies, from time 1 to T . The aim of dynamic pricing is to find an optimal policy denoted as $\pi^* \equiv \{\pi_t^*\}_{1 \leq t \leq T}$ such that

$$\pi^* \in \arg \max_{\pi} \mathbb{E}^{\pi} \left[\sum_{t=1}^T R_t \right],$$

where $R_t = \min(D_t, X_t) \times A_t$ is the reward at time t . Here, \mathbb{E}^{π} denotes the expectation under the assumption that the system dynamics follow the policy π . At each time step t , the action A_t is drawn from the policy π_t , with the transition dynamics governed by the probability distribution $\Pr(X_{t+1}, R_t | A_t, X_t, \{X_j, A_j, R_j\}_{1 \leq j < t})$.

Throughout the paper, we focus on the offline finite horizon RL setting, in which the data consists of N independent trajectories, each with T time periods, and can be summarized as $\mathcal{D}_N = \{(X_{i,t}, A_{i,t}, D_{i,t}) : 1 \leq i \leq N, 1 \leq t \leq T\}$. Denote the policy used to generate the offline data as π^b , also known as the behavior policy, i.e., $A_{i,t} \sim \pi_{i,t}^b$, which could be history-dependent. Our goal is to leverage the pre-collected offline data \mathcal{D}_N to estimate the optimal pricing strategy π^* . Next, we impose a modeling assumption on the decision process $\{(X_t, A_t, D_t) : 1 \leq t \leq T\}$.

Assumption 1 (Poisson Demand Model). (i) Given the price $A_t = a$, for any $a \in \mathcal{A}$ the demand follows the Poisson distribution, i.e., $D_t | A_t = a \sim \text{Poisson}(\lambda_t(a))$ and is independent of X_t and past history $\{(X_k, A_k, D_k) : 1 \leq k \leq t-1\}$, where $\lambda_t(a)$ is the associated parameter for the Poisson distribution. (ii) The inventory level at $t+1$ is $X_{t+1} = X_t - \min(X_t, D_t)$, for all t , i.e., there is no inventory replenishment. (iii) There exists constants λ_{max} and λ_{min} , such that $\lambda_{min} \leq \lambda_t(a) \leq \lambda_{max}$, for all $a \in \mathcal{A}$, and t .

Remark 1 (Markov Property). Given Assumption 1, the Markov assumption ([Puterman](#),

2014; Sutton and Barto, 2018) automatically holds in our setting. Specifically, for all t ,

$$\Pr(X_{t+1}, R_t | A_t, X_t, \{X_j, A_j, R_j\}_{1 \leq j < t}) = \mathbb{P}_t(X_{t+1}, R_t | A_t, X_t),$$

where $\mathbb{P}_t(\cdot, \cdot | \cdot, \cdot)$ denotes the transition probability function at time t .

We remark that the Poisson demand model is commonly adopted in the pricing literature (e.g., Lin, 2006; Den Boer, 2014). The Markov assumption (Puterman, 2014; Sutton and Barto, 2018) is frequently imposed in the RL literature, which is the foundation of many state-of-the-art algorithms (Fujimoto et al., 2019; Levine et al., 2020; Jin et al., 2021; Chen et al., 2023; Shi et al., 2023).

By the Markov property, it suffices to focus on finding an optimal Markov policy π^* that assigns the price based only on X_t , the current inventory level at time t (Puterman, 2014). To obtain π^* , a popular approach is to compute the optimal Q-function. The optimal Q-function (also called action-value function) with inventory level x and price a at time t is defined as

$$Q_t^*(x, a) \equiv \max_{\pi} \mathbb{E}^{\pi} \left[\sum_{k=t}^T R_k | X_t = x, A_t = a \right].$$

In addition, the optimal value function at time t with an inventory level $X_t = x$ is defined as

$$V_t^*(x) \equiv \max_{a \in \mathcal{A}} Q_t^*(x, a).$$

Then under Assumption 1, an optimal policy π^* at time t can be obtained via

$$\pi_t^*(a|x) = \begin{cases} 1, & \text{if } a = a_t^*(x), \text{ where } a_t^*(x) = \arg \max_{a \in \mathcal{A}} Q_t^*(x, a) \\ 0, & \text{otherwise,} \end{cases}$$

which is **deterministic** and **greedy** (Puterman, 2014) with respect to the corresponding optimal Q-function. For simplicity, here we assume the uniqueness of maximizing the optimal Q-function and thus focus on the deterministic policy class.

To compute Q_t^* , existing model-free RL algorithms often rely on the Bellman optimality

equation given below:

$$Q_t^*(x, a) = \mathbb{E} [R_t + V_{t+1}^*(X_{t+1}) | X_t = x, A_t = a], \quad (1)$$

which can be regarded as a nonlinear conditional moment restriction (e.g., [Chen and Pouzo, 2012](#)). Moreover, for notation convenience, we define the Bellman operator \mathcal{B}_t at time t as

$$(\mathcal{B}_t g)(x, a) = \mathbb{E} [R_t + g(X_{t+1}) | X_t = x, A_t = a],$$

for any measurable function $g : \mathcal{X} \rightarrow \mathbb{R}$, where \mathbb{E} is taken with respect to the randomness in the immediate reward and the next state. Thus, the Bellman optimality equation can be represented in a compact form as $Q_t^*(x, a) = (\mathcal{B}_t V_{t+1}^*)(x, a)$, for $t \geq 1$.

To conclude this subsection, we now provide the Bellman optimality equation for our specific pricing problem. Throughout the paper, we assume the following boundary condition, which states that $V_{T+1}^*(x) = 0$ for any x and $Q_t^*(0, a)$ is 0 for any a . The following proposition introduces the basic building block of our estimation procedure. Its proof can be found in [Section A.1](#) of the Appendix.

Proposition 1. *Under Assumption 1, Equation (1) becomes*

$$Q_t^*(x, a) = \underbrace{\sum_{d=0}^x e^{-\lambda_t(a)} \frac{\lambda_t(a)^d}{d!} da + ax \sum_{d=x+1}^{\infty} e^{-\lambda_t(a)} \frac{\lambda_t(a)^d}{d!}}_{\text{expected immediate reward}} + \underbrace{\sum_{d=0}^{x-1} V_{t+1}^*(x-d) e^{-\lambda_t(a)} \frac{\lambda_t(a)^d}{d!}}_{\text{expected future cumulative reward}},$$

for any $0 \leq t \leq T$ and x, a .

In the following subsection, we discuss two widely used methods for estimating Q_t^* and π_t^* .

2.2 Baseline Methods: Greedy and Pessimistic Approaches

In the following, we briefly introduce two frequently employed standard baseline methods for estimating the optimal policy and discuss their respective limitations.

Greedy approach. Recall that the Q-function at each time point can be obtained using the Bellman equation presented in Proposition 1. To estimate \mathcal{B}_t , it is sufficient to estimate the parameter $\lambda_t(a)$ given as below:

$$\widehat{\lambda}_t(a) = N^{-1} \sum_{i=1}^N D_{i,t} \mathbf{1}(A_{i,t} = a),$$

for all $a \in \mathcal{A}_t^{\mathcal{D}_N}$, where $\mathcal{A}_t^{\mathcal{D}_N} = \{a \in \mathcal{A} : N_t(a) > 0\}$ denotes the set of prices observed in the offline data at time t , and $N_t(a) = \sum_{i=1}^N \mathbf{1}(A_{i,t} = a)$. Then one could plug $\widehat{\lambda}_t(a)$ into the Bellman equation in Proposition 1 to sequentially estimate the optimal policy in a backward manner from $t = T$ to $t = 1$. Let $\widehat{V}_t^{\text{greedy}}(x)$ and $\widehat{Q}_t^{\text{greedy}}(x, a)$ represent the estimated value function and Q-function at each decision point t , respectively, under the estimated greedy policy. The estimated Q-function at time t is obtained by applying the estimated Bellman operator $\widehat{\mathcal{B}}_t$ to the estimated value function at time $t + 1$, i.e., $\widehat{Q}_t^{\text{greedy}}(x, a) = (\widehat{\mathcal{B}}_t \widehat{V}_{t+1}^{\text{greedy}})(x, a)$. The estimated policy is then derived by selecting the greedy action with respect to the estimated Q-function. We summarize the greedy strategy in the following Algorithm 1.

Algorithm 1 Pseudocodes for Estimating $\widehat{\pi}^{\text{greedy}}$: A Greedy Approach

- 1: **function** (\mathcal{D}_N)
 - 2: Compute $\widehat{\lambda}_t(a)$ for all t , and $a \in \mathcal{A}_t^{\mathcal{D}_N}$.
 - 3: Set $\widehat{V}_{T+1}^{\text{greedy}} \leftarrow 0$.
 - 4: **for** $t = T, T - 1, \dots, 1$ **do**
 - 5:
$$\widehat{Q}_t^{\text{greedy}}(x, a) = \begin{cases} 0, & \text{if } x = 0 \\ (\widehat{\mathcal{B}}_t \widehat{V}_{t+1}^{\text{greedy}})(x, a), & \text{otherwise} \end{cases}.$$
 - 6: Compute $\widehat{a}_t^{\text{greedy}}(x) = \arg \max_{a \in \mathcal{A}_t^{\mathcal{D}_N}} \widehat{Q}_t^{\text{greedy}}(x, a)$, and $\widehat{V}_t^{\text{greedy}}(x) = \widehat{Q}_t^{\text{greedy}}(x, \widehat{a}_t^{\text{greedy}}(x))$.
 - 7: Compute $\widehat{\pi}_t^{\text{greedy}}(a|x) = \begin{cases} 1, & \text{if } a = \widehat{a}_t^{\text{greedy}}(x), \\ 0, & \text{otherwise.} \end{cases}$
 - 8: **return** $\widehat{\pi}^{\text{greedy}} = \{\widehat{\pi}_t^{\text{greedy}}\}_{1 \leq t \leq T}$.
-

Vanilla pessimistic approach. Similarly to the greedy approach, the pessimistic approach recursively applies the estimated Bellman operator to the estimated value function to compute the estimated Q-function, from $t = T$ to $t = 1$. For all t , denote $\widehat{Q}_t^{\text{vp}}(x, a)$ and $\widehat{V}_t^{\text{vp}}(x)$ as the estimated pessimistic Q-function and value function, respectively. Here, “**vp**” stands for the *vanilla pessimistic* approach. However, instead of directly maximizing the estimated Q-function with respect to the action, as in the greedy approach, the pessimistic strategy maximizes a penalized version of the estimated Q-function:

$$\widehat{a}_t^{\text{vp}}(x) = \arg \max_{a \in \mathcal{A}_t^{\mathcal{D}_N}} \widehat{Q}_t^{\text{vp}}(x, a), \quad \text{where } \widehat{Q}_t^{\text{vp}}(x, a) = (\widehat{\mathcal{B}}_t \widehat{V}_{t+1}^{\text{vp}})(x, a) - \delta_t(a).$$

Here, the term $\delta_t(a)$ characterizes the uncertainty of estimating the Q-function corresponding to action a , and its specific form will be introduced later. Greater uncertainty associated with action a yields a higher value of $\delta_t(a)$, resulting in a larger penalization, and making the action less favorable for decision-making. The intuition of pessimistic approach is to discourage actions that are less explored in the offline dataset, preventing over-exploration. We summarize the detailed estimation procedure for the vanilla pessimistic method in Algorithm 2.

Algorithm 2 Pseudocodes for Estimating the Vanilla Pessimistic Policy $\widehat{\pi}^{\text{vp}}$.

- 1: **function** (\mathcal{D}_N)
 - 2: Compute $\widehat{\lambda}_t(a)$ and $\delta_t(a)$, for $a \in \mathcal{A}_t^{\mathcal{D}_N}$, and all t .
 - 3: Set $\widehat{V}_{T+1}^{\text{vp}} \leftarrow 0$.
 - 4: **for** $t = T, T - 1, \dots, 1$ **do**
 - 5:
$$\widehat{Q}_t^{\text{vp}}(x, a) = \begin{cases} 0, & \text{if } x = 0 \\ (\widehat{\mathcal{B}}_t \widehat{V}_{t+1}^{\text{vp}})(x, a) - \delta_t(a), & \text{otherwise} \end{cases}.$$
 - 6: Compute $\widehat{a}_t^{\text{vp}}(x) = \arg \max_{a \in \mathcal{A}_t^{\mathcal{D}_N}} \widehat{Q}_t^{\text{vp}}(x, a)$, and $\widehat{V}_t^{\text{vp}}(x) = \widehat{Q}_t^{\text{vp}}(x, \widehat{a}_t^{\text{vp}}(x))$.
 - 7: Compute $\widehat{\pi}_t^{\text{vp}}(a|x) = \begin{cases} 1, & \text{if } a = \widehat{a}_t^{\text{vp}}(x), \\ 0, & \text{otherwise.} \end{cases}$
 - 8: **return** $\widehat{\pi}^{\text{vp}} = \{\widehat{\pi}_t^{\text{vp}}\}_{1 \leq t \leq T}$.
-

2.3 Limitations of Baseline Methods

Before discussing the limitations of the two baseline methods, we first introduce several key concepts: the regret of a policy, the full coverage assumption, and the partial coverage assumption.

Regret function. To assess the quality of an estimated policy $\hat{\pi}$, we often use the regret $\mu^{\hat{\pi}}$ defined as

$$\mu^{\hat{\pi}} \equiv \mathbb{E} [V_1^*(X_1) - V_1^{\hat{\pi}}(X_1)],$$

where the underlying probability measure for X_1 is the same as our offline data distribution. By definition, the regret is always non-negative and a smaller regret indicates better performance for policy $\hat{\pi}$.

Full coverage. Denote $\mathbb{P}_t^\pi(a)$ as the marginal distribution of the price observed at time t , following the policy π , and $\mathbb{P}_t^{\pi^b}(a)$ is similarly defined for the behavior policy. The full coverage assumption holds if, for any t , there exists a finite constant C , such that

$$\sup_{\pi} \max_{a \in \mathcal{A}} \frac{\mathbb{P}_t^\pi(a)}{\mathbb{P}_t^{\pi^b}(a)} \leq C.$$

This full coverage assumption, also known as the concentrability assumption ([Antos et al., 2008](#); [Munos and Szepesvári, 2008](#); [Farahmand et al., 2010](#)), requires that the offline data-generating process sufficiently covers the whole range of prices that will be deployed by the company.

Partial coverage. The partial coverage holds if for any t , there exists a finite constant C , such that

$$\max_{a \in \mathcal{A}} \frac{\mathbb{P}_t^{\pi^*}(a)}{\mathbb{P}_t^{\pi^b}(a)} \leq C. \tag{2}$$

In contrast to the full coverage assumption, the partial coverage assumption only requires the probability ratio between the optimal policy and the behavior policy to be bounded above by

some constant, rather than for any policy π . Therefore, the partial coverage assumption is much weaker.

Under the full coverage assumption and Assumption 1 in our pricing setting, it can be shown that the regret for the greedy approach outlined in Algorithm 1 is roughly upper bounded by

$$\mu^{\text{greedy}} \lesssim \sup_{\pi \in \Pi} \mathbb{E}^{\pi^b} \left[\sum_{t=1}^T \frac{\mathbb{P}_t^\pi(A_t)}{\mathbb{P}_t^{\pi^b}(A_t)} \sqrt{\log N_t(A_t)/N_t(A_t)} \right] + \mathbb{E}^{\pi^b} \left[\sum_{t=1}^T \frac{\mathbb{P}_t^{\pi^*}(A_t)}{\mathbb{P}_t^{\pi^b}(A_t)} \sqrt{\log N_t(A_t)/N_t(A_t)} \right],$$

where $\Pi = \{\pi : \mathbb{P}_t^\pi(a) > 0 \implies \mathbb{P}_t^{\pi^b}(a) > 0\}$. Thus, the regret of the greedy method is of order $O_p(\sqrt{\log N/N})$ and vanishes asymptotically. Nonetheless, this full coverage assumption is unlikely to hold for the offline data in pricing problem, since the seller would not set an unreasonable price whose expected revenues are obviously suboptimal.

To relax the stringent full coverage assumption, researchers have recently employed the pessimistic strategy (Yu et al., 2020; Buckman et al., 2020; Jin et al., 2021). It can be shown that under Assumption 1 together with the partial coverage assumption, the regret of the pessimistic approach outlined in Algorithm 2 is upper bounded by

$$\mu^{\text{SP}} \lesssim \mathbb{E}^{\pi^b} \left[\sum_{t=1}^T \frac{\mathbb{P}_t^{\pi^*}(A_t)}{\mathbb{P}_t^{\pi^b}(A_t)} \sqrt{\log N_t(A_t)/N_t(A_t)} \right].$$

Therefore, the regret is again of order $O_p(\sqrt{\log N/N})$ and vanishes asymptotically. Although the pessimistic approach relaxes the full coverage assumption required by the greedy approach to the partial coverage assumption, such an assumption can still be easily violated because it is rarely the case that the company implemented the optimal pricing strategy in the past/offline data. Indeed, if a specific price a is missing, then $\hat{\lambda}_t(a)$ as well as $\delta_t(a)$ cannot be constructed, and both greedy and pessimistic methods would not take the action a into account, leading to sub-optimal decision-making when the unobserved price a coincides with the optimal pricing.

In the next section, we address such a challenge using a partial identification framework by leveraging the monotonic effect of the price on demand.

3 A Partial Identification Framework

In this section, we examine the challenging scenario in which no coverage assumption is posited, that is, we allow the existence of any unobserved price including the optimal one in the offline dataset. In this scenario, both the standard greedy and pessimistic methods may fail. We begin by framing our problem within a partial identification framework. Our new approach is based on the following monotonic assumption regarding the relationship between the price and the demand, which is natural for pricing problems.

Assumption 2 (Monotonicity). *For any t , The demand parameter $\lambda_t(\cdot) : \mathcal{A} \mapsto \mathbb{R}$ is non-increasing in a , i.e., $a' \geq a \iff \lambda_t(a') \leq \lambda_t(a), \forall t$.*

Assumption 2 implies that a higher price corresponds to a lower demand parameter, which is plausible and testable in many business applications. For example, in retail markets, higher prices for consumer goods such as clothing and electronics often lead to reduced demand. Similarly, increasing airline ticket price generally results in fewer customers. Nevertheless, counterexamples also exist, such as luxury goods.

For an unobserved price a , the corresponding parameter $\lambda(a)$ of which is not identifiable by Definition 1. Assumption 2 allows us to construct a partial identification bound for $\lambda_t(a)$ by using other observed prices as proxies. Specifically, at time t , consider the scenario where the prices satisfy $a' > a > a''$, with $\mathbb{P}_t^{\pi^b}(a) = 0$, and where a' and a'' are in the set of observed prices $\mathcal{A}_t^{\pi^b} \equiv \{a : \mathbb{P}_t^{\pi^b}(a) > 0\}$, at the population level. Under Assumption 2, we have $\lambda_t(a') \leq \lambda_t(a) \leq \lambda_t(a'')$, which is a partially identification bound because both the upper and lower bounds ($\lambda_t(a'')$ and $\lambda_t(a')$ respectively) are identifiable. In addition, we have the following tightest (i.e., sharp) partial identification bound for $\lambda_t(a)$:

$$\lambda_t \left(\min_{a' \in \mathcal{A}_t^{\pi^b} : a' > a} a' \right) \leq \lambda_t(a) \leq \lambda_t \left(\max_{a'' \in \mathcal{A}_t^{\pi^b} : a'' < a} a'' \right).$$

That is, at each time t , its tightest lower and upper bounds for price a are constructed utilizing the neighboring prices above and below a , in the set $\mathcal{A}_t^{\pi^b}$. We next illustrate two methods of using the offline data to construct the estimated partial identified bounds.

Remark 2. So far, we have introduced three sets of prices: \mathcal{A} , $\mathcal{A}_t^{\mathcal{D}N}$, and $\mathcal{A}_t^{\pi^b}$. It is important to distinguish them: \mathcal{A} represents the set of all possible prices, regardless of their observability; $\mathcal{A}_t^{\mathcal{D}N}$ denotes the set of observed prices at time t in the offline data; and $\mathcal{A}_t^{\pi^b}$ indicates the set of observed prices at time t under the offline data distribution following the behavior policy. Note that the two sets $\mathcal{A}_t^{\mathcal{D}N}$ and $\mathcal{A}_t^{\pi^b}$ are asymptotically equivalent, but they may differ in the finite sample setting, due to the sampling uncertainty. By applying the union bound, one can show that with probability at least $1 - \kappa_t$, the set $\mathcal{A}_t^{\mathcal{D}N}$ matches $\mathcal{A}_t^{\pi^b}$, where $\kappa_t = \sum_{a \in \mathcal{A}_t^{\pi^b}} \left(1 - \mathbb{P}_t^{\pi^b}(a)\right)^N$.

A naive method. In practice, when a is not observable, the sharp partial identification bound for $\lambda_t(a)$ can be estimated using the closest available prices below and above a in the set $\mathcal{A}_t^{\mathcal{D}N}$:

$$\begin{aligned} \text{estimated lower bound: } \widehat{\lambda}_t(a_t^l) &= N^{-1} \sum_{i=1}^N D_{i,t} \mathbf{1}(A_{i,t} = a_t^l), \text{ and} \\ \text{estimated upper bound: } \widehat{\lambda}_t(a_t^u) &= N^{-1} \sum_{i=1}^N D_{i,t} \mathbf{1}(A_{i,t} = a_t^u), \text{ where} \end{aligned} \quad (3)$$

$$a_t^l = \min_{a' \in \mathcal{A}_t^{\mathcal{D}N}: a' > a} a', \text{ and } a_t^u = \max_{a'' \in \mathcal{A}_t^{\mathcal{D}N}: a'' < a} a''.$$

Due to the sampling error, $[\widehat{\lambda}_t(a_t^l), \widehat{\lambda}_t(a_t^u)]$ might not be a valid interval, since $\widehat{\lambda}_t(a_t^l)$ is not necessarily less than or equal to $\widehat{\lambda}_t(a_t^u)$. Furthermore, even if the interval is valid, there is no guarantee that $\lambda_t(a)$ will fall within it. To resolve this, one can instead use the interval $[\widehat{\lambda}_t^l(a_t^l), \widehat{\lambda}_t^u(a_t^u)]$, and ensure that with high probability, $\lambda_t(a) \in [\widehat{\lambda}_t^l(a_t^l), \widehat{\lambda}_t^u(a_t^u)]$, where

$$\widehat{\lambda}_t^l(a_t^l) = \max \left[\widehat{\lambda}_t(a_t^l) - \delta_t(a_t^l), \lambda_{\min} \right], \text{ and } \widehat{\lambda}_t^u(a_t^u) = \min \left[\widehat{\lambda}_t(a_t^u) + \delta_t(a_t^u), \lambda_{\max} \right],$$

$\delta_t(a) = c\sqrt{\log N_t(a)/N_t(a)}$, for some positive constant c , and λ_{\min} and λ_{\max} are defined in Assumption 1. To see this, note that by Hoeffding's inequality, there exists some universal constant c such that with probability at least $1 - cN_t(a_t^l)^{-1} - cN_t(a_t^u)^{-1}$:

$$\widehat{\lambda}_t(a_t^l) - \delta_t(a_t^l) \leq \lambda_t(a_t^l) \leq \lambda_t(a) \leq \lambda_t(a_t^u) \leq \widehat{\lambda}_t(a_t^u) + \delta_t(a_t^u).$$

Note that the above event happens uniformly over t , with probability at least $1 - \sum_{t=1}^T \sum_{a \in \mathcal{A}_t^{p_N}} N_t(a)^{-1}$.

However, the confidence bounds for $\lambda_t(a)$ mentioned above are not the tightest possible. This is because there may exist prices $\tilde{a} > a_t^u$ and $\bar{a} < a_t^l$ with smaller value of δ_t in estimating the corresponding demand parameters, such that $\hat{\lambda}_t^l(\tilde{a}) \geq \hat{\lambda}_t^l(a_t^l)$ and $\hat{\lambda}_t^u(\bar{a}) \leq \hat{\lambda}_t^u(a_t^u)$. Therefore, to account for the sampling errors, when a is unobserved in the offline data, one should not just use the nearest prices below and above a to construct the corresponding partial identification bound. Following the same reasoning, even if a is observed from the data, $[\hat{\lambda}_t^l(a), \hat{\lambda}_t^u(a)]$ itself might not necessarily be the shortest interval for $\lambda_t(a)$. This motivates us to develop a refined approach given below.

A refined interval. To deal with the issue mentioned above, we propose to using the following interval $\Omega_t(a) = [\hat{\lambda}_t^L(a), \hat{\lambda}_t^U(a)]$ for $\lambda_t(a)$, which is the tightest possible:

$$\begin{aligned} \text{estimated lower bound: } \hat{\lambda}_t^L(a) &= \begin{cases} \max_{a' \geq a} \hat{\lambda}_t^l(a'), & \text{if } \{\hat{\lambda}_t^l(a')\}_{a' \geq a} \text{ is non-empty,} \\ \lambda_{min}, & \text{otherwise.} \end{cases} \\ \text{estimated upper bound: } \hat{\lambda}_t^U(a) &= \begin{cases} \min_{a' \leq a} \hat{\lambda}_t^u(a'), & \text{if } \{\hat{\lambda}_t^u(a')\}_{a' \leq a} \text{ is non-empty,} \\ \lambda_{max}, & \text{otherwise,} \end{cases} \end{aligned} \quad (4)$$

In other words, the upper (lower) bound of $\lambda_t(a)$ for price a is calculated by taking the minimum (maximum) of the upper (lower) bounds for all demand parameters whose prices are lower (higher) than a . Note that in the case that $\min_{a' \leq a} \hat{\lambda}_t^u(a')$ ($\max_{a' \geq a} \hat{\lambda}_t^l(a')$) is not well defined, i.e., there is no price from which we can borrow information to upper (lower) bound $\lambda_t(a)$, we use λ_{max} (or λ_{min}) to upper (lower) bound $\lambda_t(a)$. When $\{\hat{\lambda}_t^l(a')\}_{a' \geq a}$ or $\{\hat{\lambda}_t^u(a')\}_{a' \leq a}$ is non-empty, denote \hat{a}_t^U and \hat{a}_t^L as the price used to construct the upper and lower bounds of $\lambda_t(a)$, respectively, i.e., $\hat{\lambda}_t^U(a) = \hat{\lambda}_t(\hat{a}_t^U) + \delta_t(\hat{a}_t^U)$, and $\hat{\lambda}_t^L(a) = \hat{\lambda}_t(\hat{a}_t^L) - \delta_t(\hat{a}_t^L)$.

By similar arguments as before, we can show that for each $a \in \mathcal{A}$, $\lambda_t(a)$ lies within $[\hat{\lambda}_t^L(a), \hat{\lambda}_t^U(a)]$ with probability at least $1 - \sum_{t=1}^T \sum_{a \in \mathcal{A}_t^{p_N}} N_t(a)^{-1}$, uniformly over t . Our remaining task is to derive the optimal policy under this partial identification framework.

4 Pessimistic and Opportunistic Strategies

In this section, we provide our solutions of finding π^* under the newly proposed partial identification framework. Specifically, we introduce the pessimistic approach for conservatively estimating an optimal policy in Section 4.1 and the opportunistic approach for finding an optimal policy that minimizes the maximum regret in Section 4.2.

4.1 A Refined Pessimistic Strategy

Given the confidence interval $\Omega_t(a)$ for $\lambda_t(a)$ including potentially unobserved a in the offline data, we propose a refined pessimistic approach to estimate the optimal policy, beginning with the following notations. For any t , x and a , denote $\widehat{Q}_t(x, a; \lambda)$ as the estimated Q-function by setting $\lambda_t(a)$ in the Bellman equation to a generic value λ , i.e.,

$$\widehat{Q}_t(x, a; \lambda) = \sum_{d=0}^x e^{-\lambda} \frac{\lambda^d}{d!} da + ax \sum_{d=x+1}^{\infty} e^{-\lambda} \frac{\lambda^d}{d!} + \sum_{d=0}^{x-1} \widehat{V}_{t+1}(x-d) e^{-\lambda} \frac{\lambda^d}{d!},$$

for any estimated value function $\widehat{V}_{t+1}(\cdot)$. If λ is set to the true demand parameter $\lambda_t(a)$, then $\widehat{Q}_t(x, a; \lambda_t(a)) = (\mathcal{B}_t \widehat{V}_{t+1})(x, a)$. Also denote \mathcal{B}_t^λ as the modified Bellman operator such that $(\mathcal{B}_t^\lambda \widehat{V}_{t+1})(x, a) = \widehat{Q}_t(x, a; \lambda)$.

Recall that based on the pessimistic principle, at each time point, instead of directly maximizing the estimated Q-function, a lower bound of the estimated Q-function is maximized. Here, the way we construct the corresponding lower bound for our specific pricing problem is slightly different from the vanilla pessimistic approach. Specifically, at time point t , let $\widehat{Q}_t^{\text{pess}}(x, a; \lambda) = (\mathcal{B}_t^\lambda \widehat{V}_{t+1}^{\text{pess}})(x, a)$ be the estimated Q-function following the vanilla pessimistic strategy after time t , with the demand parameter fixed at λ . We propose to use $\min_{\lambda \in \Omega_t(a)} \widehat{Q}_t^{\text{pess}}(x, a; \lambda)$ as the lower bound for $Q_t^*(x, a)$, and the pessimistic action is given by

$$\widehat{a}_t^{\text{pess}}(x) = \arg \max_{a \in \mathcal{A}} \widehat{Q}_t^{\text{pess}}(x, a), \text{ with } \widehat{Q}_t^{\text{pess}}(x, a) = \min_{\lambda \in \Omega_t(a)} \widehat{Q}_t^{\text{pess}}(x, a; \lambda).$$

Correspondingly, the pessimistic value function is estimated by $\widehat{V}_t^{\text{pess}}(x) = \widehat{Q}_t^{\text{pess}}(x, \widehat{a}_t^{\text{pess}}(x))$.

Then at time $t - 1$, we have $\widehat{Q}_{t-1}^{\text{pess}}(x, a) = \min_{\lambda \in \Omega_t(a)} (\mathcal{B}_{t-1}^\lambda \widehat{V}_t^{\text{pess}})(x, a)$. The above procedure is iterated from $t = T$ to $t = 1$. In Proposition 4 of Appendix, we demonstrate that $\widehat{Q}_t^{\text{pess}}(x, a)$ serves as a valid lower bound for the optimal Q-function $Q_t^*(x, a)$ with a high probability, for all t , x , and a , confirming that $\widehat{Q}_t^{\text{pess}}(x, a)$ is indeed a pessimistic estimator of the optimal Q-function. We summarize our proposed pessimistic strategy in the partial identification framework in Algorithm 3.

Algorithm 3 Pseudocodes for refined pessimistic approach

- 1: **function** (\mathcal{D}_N)
 - 2: Construct confidence intervals $\Omega_t(a)$ for all a and all t using Equation (4).
 - 3: Set $\widehat{V}_{T+1}^{\text{pess}} \leftarrow 0$.
 - 4: **for** $t = T, T - 1, \dots, 1$, **do**
 - 5:
$$\widehat{Q}_t^{\text{pess}}(x, a; \lambda) = \begin{cases} 0, & \text{if } x = 0, \\ (\mathcal{B}_t^\lambda \widehat{V}_{t+1}^{\text{pess}})(x, a), & \text{otherwise.} \end{cases}$$
 - 6: Compute $\widehat{Q}_t^{\text{pess}}(x, a) = \min_{\lambda \in \Omega_t(a)} \widehat{Q}_t^{\text{pess}}(x, a; \lambda)$.
 - 7: Compute $\widehat{a}_t^{\text{pess}}(x) = \arg \max_{a \in \mathcal{A}} \widehat{Q}_t^{\text{pess}}(x, a)$, and $\widehat{V}_t^{\text{pess}}(x) = \widehat{Q}_t^{\text{pess}}(x, \widehat{a}_t^{\text{pess}}(x))$.
 - 8: Compute $\widehat{\pi}_t^{\text{pess}}(a|x) = \begin{cases} 1, & \text{if } a = \widehat{a}_t^{\text{pess}}(x), \\ 0, & \text{otherwise.} \end{cases}$
 - 9: **return** $\widehat{\pi}^{\text{pess}} = \{\widehat{\pi}_t^{\text{pess}}\}_{1 \leq t \leq T}$.
-

We now present the theoretical properties of our proposed pessimistic method. The following Lemma 1 plays an important role in establishing our regret bound. Refer to Section A.3 in Appendix for a detailed proof.

Lemma 1 (Decomposition Lemma). *For all t and any estimated policy $\{\widehat{\pi}_t\}_{1 \leq t \leq T}$, as well as the estimated Q-function $\widehat{Q}_t(x, a)$, the following holds:*

$$\mu^{\widehat{\pi}} = \underbrace{\sum_{t=1}^T \mathbb{E}^{\pi^*} [l_t(X_t, A_t)]}_{J_1} - \underbrace{\sum_{t=1}^T \mathbb{E}^{\widehat{\pi}} [l_t(X_t, A_t)]}_{J_2} + \underbrace{\sum_{t=1}^T \mathbb{E}^{\pi^*} \left[\sum_{a \in \mathcal{A}} \widehat{Q}_t(X_t, a) (\pi_t^*(a|X_t) - \widehat{\pi}_t(a|X_t)) \right]}_{J_3},$$

where $l_t(x, a) = (\mathcal{B}_t \widehat{V}_{t+1})(x, a) - \widehat{Q}_t(x, a)$ and \mathbb{E}^π means that the expectation is taken by assuming the system dynamics follows the policy π , with the functions $\widehat{V}_t(\cdot)$ and $\widehat{Q}_t(\cdot, \cdot)$ being

held fixed.

Remark 3. Lemma 1 is algorithm-agnostic and can be applied to any estimated value functions \widehat{V}_t , estimated Q -functions \widehat{Q}_t , and estimated policy $\widehat{\pi}$. To apply Lemma 1 for the proposed pessimistic approach, one only needs to replace them by $\widehat{V}_t^{\text{pess}}$, $\widehat{Q}_t^{\text{pess}}(x, a)$ and $\widehat{\pi}^{\text{pess}}$, respectively.

Lemma 1 implies that the regret can be decomposed into three terms. In particular, the first and the second terms depend on the optimal policy and the estimated policy, respectively. As shown in the proof in Appendix, by employing the pessimistic strategy, $l_t(x, a)$ is guaranteed to be non-negative with high probability. Combining this with the fact that $\widehat{\pi}^{\text{pess}}$ is greedy with respect to $\widehat{Q}_t^{\text{pess}}(x, a)$, we have $J_2 \geq 0$, $J_3 \leq 0$ and thus $\mu^{\text{pess}} \leq J_1$. It thus remains to upper bound the first term J_1 . The final regret bound is given in the following theorem. The proof can be found in Section A.5 of Appendix.

Theorem 1. With probability at least $1 - \sum_{t=1}^T \left[\sum_{a \in \mathcal{A}_t^{\mathcal{D}_N}} N_t(a)^{-1} + \kappa_t \right]$, the regret function for our proposed refined pessimistic method satisfies that

$$\mu^{\text{pess}} \lesssim \sum_{t=1}^T \mathbb{E}^{\pi^b} \left[\frac{\mathbb{P}_t^{\pi^*}(A_t)}{\mathbb{P}_t^{\pi^b}(A_t)} \sqrt{\log N_t(A_t)/N_t(A_t)} \mathbb{1}(A_t \in \mathcal{M}_t) \right] + \sum_{t=1}^T \mathbb{E}^{\pi^*} (\eta_t(A_t) \mathbb{1}(A_t \notin \mathcal{M}_t)),$$

where $\mathcal{M}_t = \{a \in \mathcal{A} : \mathbb{P}_t^{\pi^*}(a) > 0 \implies \mathbb{P}_t^{\pi^b}(a) > 0\}$, and

$$\eta_t(a) = \begin{cases} \lambda_t(a_t^U) - \lambda_t(a_t^L) + 2\delta_t(a_t^U) + 2\delta_t(a_t^L), & \text{if } a_t^U \text{ and } a_t^L \text{ exist,} \\ \lambda_{\max} - \lambda_t(a_t^L) + 2\delta_t(a_t^L), & \text{if only } a_t^L \text{ exists,} \\ \lambda_t(a_t^U) + 2\delta_t(a_t^U), & \text{if only } a_t^U \text{ exists,} \end{cases}$$

$$a_t^U = \begin{cases} a, & \text{if } a \in \mathcal{A}_t^{\mathcal{D}_N} \\ a_t^u, & \text{otherwise,} \end{cases}, \text{ and } a_t^L = \begin{cases} a, & \text{if } a \in \mathcal{A}_t^{\mathcal{D}_N} \\ a_t^l, & \text{otherwise,} \end{cases}.$$

In addition, the above upper bound is tight in the sense that it is attainable, i.e., there exists a true data-generating process compatible with the observed data distribution, whose regret matches the derived regret bound.

Theorem 1 establishes that the regret bound consists of two elements: the first element arises from the estimation of the demand parameters for observed prices in the data; while the second term accounts for the error due to the unobserved optimal price. Note that the probability terms arise from two components: the first, $N_t(a)^{-1}$ comes from applying a concentration inequality to upper bound the estimation error of the partial identification bound; the second, κ_t bounds the probability that the set $\mathcal{A}_t^{\mathcal{D}^N}$ differs from $\mathcal{A}_t^{\pi^b}$, thereby allowing us to establish the tight regret bound. When the behavior policy covers the optimal policy (i.e., the partial coverage assumption defined in Equation (2)), the second element in the regret is zero and the ratio $\mathbb{P}_t^{\pi^*}(A_t)/\mathbb{P}_t^{\pi^b}(A_t)$ is bounded above, resulting in a regret of order $O_p\left(\sqrt{\log N/N}\right)$. Informally speaking, our regret bound is optimal because our model is a special case of the linear MDP (Jin et al., 2021), and the first term matches the optimal rate for linear MDP therein (Corollary 4.5), under the partial coverage assumption. The second term is also rate optimal, as the interval $[\lambda_t(a_t^L), \lambda_t(a_t^U)]$ is the sharpest partial identification interval for $\lambda_t(a)$, conditional on the event $\mathcal{A}_t^{\mathcal{D}^N} = \mathcal{A}_t^{\pi^b}$, making it attainable as well. For a detailed explanation, refer to Section A.5 of Appendix.

4.2 Opportunistic Strategy

As we have discussed earlier in Section 1, the pessimistic principle is argued to be ultra-pessimistic (Savage, 1951), where the decision maker deems the world to be in the worst possible state. Indeed, if a specific price yields the revenue with a small lower bound, a pessimist would not consider it regardless of its potential upper bound. Consequently, a purely pessimistic strategy may be overly conservative, potentially causing missed opportunities. In contrast, the opportunist’s strategy, inspired by the pessimistic approach, advocates choosing the action that minimizes the maximum loss or regret. By doing this, a decision maker might still consider the price with a small lower bound if the upper bound is sufficiently high, thus seizing potential opportunities.

For the sequential decision-making setting, at the t -th iteration of the backward induction, the estimated opportunistic price is \hat{a}_t^{OPP} which is obtained by computing

$$\arg \min_{a \in \mathcal{A}} \max_{\lambda' \in \Omega_t(a'), \lambda \in \Omega_t(a)} \left[\max_{a'} \hat{Q}_t^{\text{OPP}}(x, a'; \lambda') - \hat{Q}_t^{\text{OPP}}(x, a; \lambda) \right], \quad (5)$$

where $\widehat{Q}_t^{\text{opp}}(x, a; \lambda) \equiv (\mathcal{B}_t^\lambda \widehat{V}_{t+1}^{\text{opp}})(x, a)$ is the estimated Q-function following opportunistic strategy after time t , with the demand parameter fixed at λ ; and $\widehat{V}_t^{\text{opp}}(x)$ is the opportunistic value function. The term

$$\max_{\lambda' \in \Omega_t(a'), \lambda \in \Omega_t(a)} \left[\max_{a'} \widehat{Q}_t^{\text{opp}}(x, a'; \lambda') - \widehat{Q}_t^{\text{opp}}(x, a; \lambda) \right]$$

is the estimated maximum regret of action a at time t for inventory level x , where the outer maximization over λ and λ' means that we consider the worst case with respect to the *regret*. Finally, by taking the minimum over the action space \mathcal{A} , this yields the opportunistic decision. Denote the maximizer of λ over $\Omega_t(a)$ for price a as $\lambda_t^{\text{opp}}(a)$, and the opportunistic action as $\widehat{a}_t^{\text{opp}}$. Subsequently, the opportunistic value function is $\widehat{V}_t^{\text{opp}}(x) = \widehat{Q}_t^{\text{opp}}(x, \widehat{a}_t^{\text{opp}}(x); \lambda_t^{\text{opp}}(\widehat{a}_t^{\text{opp}}))$. The same procedure repeats in a backward manner using the estimated Bellman operator, $\widehat{Q}_t^{\text{opp}}(x, a; \lambda) = (\mathcal{B}_t^\lambda \widehat{V}_{t+1}^{\text{opp}})(x, a)$, until $t = 1$. The entire algorithm is summarized in Algorithm 4.

Algorithm 4 Pseudocodes for Estimating $\widehat{\pi}^{\text{opp}}$.

- 1: **function** (\mathcal{D}_N)
 - 2: Construct the confidence interval $\Omega_t(a)$ for all a and all t using Equation (4).
 - 3: Set $\widehat{V}_{T+1}^{\text{opp}} \leftarrow 0$.
 - 4: **for** $t = T, T - 1, \dots, 1$ **do**
 - 5:
$$\widehat{Q}_t^{\text{opp}}(x, a; \lambda) = \begin{cases} 0, & \text{if } x = 0 \\ (\mathcal{B}_t^\lambda \widehat{V}_{t+1}^{\text{opp}})(x, a) & \text{otherwise} \end{cases}.$$
 - 6:
$$\widehat{\mu}_t^{\text{opp}}(x, a) = \max_{\lambda' \in \Omega_t(a'), \lambda \in \Omega_t(a)} \left[\max_{a'} \widehat{Q}_t^{\text{opp}}(x, a'; \lambda') - \widehat{Q}_t^{\text{opp}}(x, a; \lambda) \right].$$
 - 7: Compute $\widehat{a}_t^{\text{opp}}(x) = \arg \min_{a \in \mathcal{A}} \widehat{\mu}_t^{\text{opp}}(x, a)$, and $\widehat{V}_t^{\text{opp}}(x) = \widehat{Q}_t^{\text{opp}}(x, \widehat{a}_t^{\text{opp}}(x); \lambda_t^{\text{opp}}(\widehat{a}_t^{\text{opp}}))$.
 - 8: Compute $\widehat{\pi}_t^{\text{opp}}(a|x) = \begin{cases} 1 & \text{if } a = \widehat{a}_t^{\text{opp}}(x), \\ 0 & \text{otherwise,} \end{cases}$
 - 9: **return** $\widehat{\pi}^{\text{opp}} = \{\widehat{\pi}_t^{\text{opp}}\}_{1 \leq t \leq T}$
-

Remark 4. *It is worth noting that the optimal policy under the opportunistic criterion in the static setting ($T = 1$) is shown to be stochastic, see, e.g., (Manski, 2007; Cui, 2021). Nevertheless, as we commented earlier, in pricing problems, it is natural to focus on*

deterministic policies.

We next present the regret of our opportunistic approach in Theorem 2. The proof follows a similar approach to that of Theorem 1. We first apply Lemma 1 for the opportunistic approach, where one only needs to plug $\widehat{V}_t^{\text{opp}}(x)$, $\widehat{\pi}^{\text{opp}}$ and $\widehat{Q}_t^{\text{opp}}(x, a)$ into the equation in Lemma 1. Subsequently, we demonstrate that $l_t(x, a)$ is a non-negative term; next, we establish that the term J_3 in Lemma 1 is non-positive. Finally, we provide an upper bound for the term J_1 in Lemma 1.

Theorem 2. *With probability at least $1 - \sum_{t=1}^T \left[\sum_{a \in \mathcal{A}_t^{\mathcal{D}_N}} N_t(a)^{-1} + \kappa_t \right]$, the regret function for the proposed opportunistic method satisfies that*

$$\mu^{\text{opp}} \lesssim \sum_{t=1}^T \mathbb{E}^{\pi^b} \left[\frac{\mathbb{P}_t^{\pi^*}(A_t)}{\mathbb{P}_t^{\pi^b}(A_t)} \sqrt{\log N_t(A_t)/N_t(A_t)} \mathbb{1}(A_t \in \mathcal{M}_t) \right] + \sum_{t=1}^T \mathbb{E}^{\pi^*} (\eta_t(A_t) \mathbb{1}(A_t \notin \mathcal{M}_t)).$$

Moreover, the upper bound is tight in the sense that it is attainable, i.e., there exists a true data-generating process compatible with the observed data distribution, whose regret matches the derived regret bound.

By Theorem 2, the regret of the opportunistic approach aligns with that of the refined pessimistic method. Hence, when the behavior policy covers the optimal policy, it also yields a regret of order $O_p \left(\sqrt{\log N/N} \right)$. This upper bound is also attainable. The proof for Theorem 2 can be found in Section A.6 of Appendix.

4.3 Comparison of Vanilla Pessimistic, Refined Pessimistic, and Opportunistic Methods

In this subsection, we compare three methods: the vanilla pessimistic, refined pessimistic, and opportunistic approaches. We start with the two pessimistic methods and analyze them under two scenarios: (a) all prices are observed, and (b) some prices are unobserved.

Full coverage setting. In this scenario, the refined interval constructed using Equation (4) provides a narrower range compared to the crude interval constructed by (3), resulting in the refined pessimistic approach having a more accurate estimator of the Q-function than the

vanilla pessimistic Q-function. However, in the static setting, the two pessimistic approaches yield the same estimated policy, see the following proposition.

Proposition 2. *Under the static setting in which $T = 1$, if all the prices are observed, then the vanilla and refined pessimistic approaches yield the same estimated policy and value.*

Intuitively, in the static setting, there is no need to balance the immediate revenue with future revenue. For any fixed price a , the expected revenue decreases as the demand parameter, $\lambda(a)$, decreases. Thus, for each price, the worst-case scenario arises when $\lambda(a)$ takes its lowest value within the interval. Consequently, improvements in the crude upper bounds for certain prices do not impact the estimated policies for both pessimistic methods. Now consider the case where the lower bounds are refined, such that price a_2 borrows information from a higher price a_1 , resulting in both prices sharing the same lower bound. In this scenario, the vanilla pessimistic method will choose a_1 because it offers a higher price and a higher crude lower bound; the refined pessimistic approach will also select a_1 , since a_1 and a_2 share the same refined lower bound, and $a_1 > a_2$. By a similar argument, the two approaches yield the same value function.

However, this coincidence occurs only in the static setting. In the *dynamic* setting, the two strategies can produce different solutions. This is because for any fixed price, the expected revenue is not always an increasing function of the demand parameter (see Proposition 1). We illustrate this using Example 3 below.

Example 3. *Suppose the initial inventory level is 1 and $T = 2$. By Proposition 1, the estimated Q-function with λ fixed at time 1 reduces to*

$$\widehat{Q}_1(1, a; \lambda) = a - ae^{-\lambda} + \widehat{V}_2(1)e^{-\lambda}.$$

By Proposition 2, we have $\widehat{V}_2^{\text{vp}}(1) = \widehat{V}_2^{\text{pess}}(1)$. Therefore, we omit the superscripts and use $\widehat{V}_2(1)$ and $\widehat{Q}_1(1, a; \lambda)$ for both pessimistic methods. For any price $a \in \mathcal{A}$, if $\widehat{V}_2(1) - a > 0$, then $\widehat{Q}_1(1, a; \lambda)$ is a decreasing function of λ . In such cases, the worst-case scenario occurs when λ takes its highest value in the interval. Suppose we have two prices, $a_1 = 10$ and $a_2 = 9$, with corresponding values $\lambda_1(a_1) = 1.2$, $\lambda_1(a_2) = 1.4$, $\widehat{\lambda}_1^u(a_1) = 2$, $\widehat{\lambda}_1^u(a_2) = 1.5$, $V_2^*(1) = 24$,

and $\widehat{V}_2(1) = 20$. Under this set up, both prices have a decreasing estimated Q -function with respect to λ ; moreover, a_1 is the true optimal pricing at time 1; a_2 is the price selected by the vanilla pessimistic approach, i.e., $a_2 = \max_{a \in \mathcal{A}} \widehat{Q}_1(1, a; \widehat{\lambda}_1^u(a))$. Since $\widehat{\lambda}_1^u(a_1) > \widehat{\lambda}_1^u(a_2)$, the refined upper bound for price a_1 is $\widehat{\lambda}_1^u(a_2)$, i.e., borrowing the upper bound from a_2 . Given that (i) a_1 and a_2 now share the same upper bound; (ii) the worst-case scenario occurs at this upper bound; and (iii) $a_1 > a_2$, the refined pessimistic approach would correctly choose the optimal a_1 .

We have shown how the two pessimistic approaches differ under the full coverage setting. Next, we differentiate them in a scenario where some prices are unobserved.

Non-full coverage setting. If $a \notin \mathcal{A}_t^{\mathcal{D}^N}$, a confidence interval can still be constructed using Equation (4) for price a , allowing it to be considered in decision-making. In contrast, the vanilla pessimistic approach excludes price a from the optimal pricing strategy. However, the following proposition reveals an interesting phenomenon: in many scenarios, the refined pessimistic approach is unlikely to choose the unobserved price.

Proposition 3. *Suppose $a_2 \notin \mathcal{A}_t^{\mathcal{D}^N}$. If there exists price $a_1 \in \mathcal{A}_t^{\mathcal{D}^N}$ such that the lower bound of the interval $\Omega_t(a_2)$ is constructed using a_1 as a proxy, then the refined pessimistic approach would prefer a_1 over a_2 , regardless of whether a_2 is optimal.*

If a_1 serves as a proxy for a_2 in constructing its lower bound, then it must hold that $a_1 > a_2$. It follows that the upper bound of $\Omega_t(a_1)$ is less than or equal to that of $\Omega_t(a_2)$ (see Equation (4)), and hence $\Omega_t(a_1) \subseteq \Omega_t(a_2)$. For any $\lambda \in \Omega_t(a_1)$, $\widehat{Q}_t(x, a_1; \lambda) \geq \widehat{Q}_t(x, a_2; \lambda)$, since $a_1 > a_2$; subsequently, this implies that

$$\min_{\lambda \in \Omega_t(a_1)} \widehat{Q}_t(x, a_1, \lambda) \geq \min_{\lambda \in \Omega_t(a_1)} \widehat{Q}_t(x, a_2, \lambda) \geq \min_{\lambda \in \Omega_t(a_2)} \widehat{Q}_t(x, a_2, \lambda),$$

where the last inequality holds because of $\Omega_t(a_1) \subseteq \Omega_t(a_2)$. We thus can conclude that pessimistic strategy can never choose a_2 under this specific setting.

Although Proposition 3 suggests that under the specific setting, an optimal price a cannot be selected using a pessimistic approach; this finding does not imply that the refined pessimistic

approach cannot improve the vanilla pessimistic approach in the presence of unobserved price. Example 4 below demonstrates this point.

Example 4. *For illustrative purposes, we consider a static setting with unlimited inventory. In this case, the revenue for price a is $a\lambda(a)$, and the worst-case scenario occurs when λ takes the value of the lower bound $\widehat{\lambda}^L(a)$ within the interval $\Omega(a)$. Consider the scenario where the unobserved optimal price a_1 is the highest price in the set \mathcal{A} , meaning that no other price provides information to establish a lower bound on $\lambda(a_1)$. Given that $a_1\lambda_{\min} \geq \max_{a' \in \mathcal{A}: a' \neq a_1} a'\widehat{\lambda}^L(a')$, then the refined pessimistic approach would correctly pick a_1 .*

In summary, our proposed refined pessimistic estimator offers a more accurate approximation of the Q-function for observed prices, reducing decision-making uncertainty. Furthermore, when the unobserved price is the highest, our refined pessimistic approach retains the potential to identify it, unlike the vanilla pessimistic method, which fails in this scenario. This is particularly advantageous, as in most applications, the highest prices are likely unobserved. Lastly, as demonstrated in Theorem 1, the regret of our refined pessimistic approach is rate optimal in the presence of unobserved price, further highlighting its superiority.

We next examine the opportunistic approach in the setting where some prices are unobserved. The opportunistic method can select any unobserved price if it has the potential for large expected revenue. We illustrate this point using the following example.

Example 5. *Consider a static setting with unlimited inventory and three prices $a_1 > a_2 > a_3$. If a_1 is unobserved, the opportunistic approach will still select it under the sufficient condition in Equation (6) below. Similarly, if a_2 or a_3 is unobserved, such an approach will select them under the conditions in Equations (7) and (8), respectively. See the detailed derivation in*

Appendix.

$$a_2 \widehat{\lambda}^u(a_2) > a_3 \widehat{\lambda}^u(a_3), \text{ and } a_1 \left[\widehat{\lambda}^u(a_2) + \lambda_{\min} \right] \geq a_2 \widehat{\lambda}^u(a_2) + \max \left[a_3 \widehat{\lambda}^l(a_3), a_2 \widehat{\lambda}^l(a_2) \right], \quad (6)$$

$$a_1 \widehat{\lambda}^u(a_1) > a_2 \widehat{\lambda}^u(a_3), a_2 \widehat{\lambda}^l(a_1) \geq a_3 \widehat{\lambda}^l(a_3), \text{ and } a_2 \left[\widehat{\lambda}^u(a_3) + \widehat{\lambda}^l(a_1) \right] \geq a_1 \left[\widehat{\lambda}^u(a_1) + \widehat{\lambda}^l(a_1) \right], \quad (7)$$

$$a_1 \widehat{\lambda}^u(a_1) \leq a_2 \widehat{\lambda}^u(a_2) \leq a_3 \lambda_{\max}, \text{ and } a_2 \widehat{\lambda}^u(a_2) + \max \left[a_1 \widehat{\lambda}^l(a_1), a_2 \widehat{\lambda}^l(a_2) \right] \leq a_3 \left[\lambda_{\max} + \widehat{\lambda}^l(a_2) \right]. \quad (8)$$

When either a_2 or a_3 represents the true optimal price but is unobserved, the refined pessimistic approach will not select them (Proposition 3). In such cases, the opportunistic approach gives the decision maker a chance to seize the opportunity and achieve higher revenue.

Example 5 demonstrates that, unlike the pessimistic approach, the opportunistic approach allows any price to be selected, thereby avoiding overly conservative actions. While the opportunistic approach can be beneficial when the optimal price is unobserved, this advantage does not make it universally superior. In certain situations, being too aggressive may backfire, making the more cautious pessimistic approach, which offers protection, a better choice. We provide the following example.

Example 6. Consider a static setting with unlimited inventory, with two prices $a_1 > a_2$, such that $a_1 \lambda(a_1) > a_2 \lambda(a_2)$, making a_1 the true optimal price. Suppose that a_2 is unobserved, hence its demand bound below by $\widehat{\lambda}^l(a_1)$, inferred from a_1 , and above by λ_{\max} . By Proposition 3, the refined pessimistic approach will correctly select a_1 . However, when λ_{\max} is large and can only provide a crude bound such that $a_2 \lambda_{\max} - a_1 \widehat{\lambda}^l(a_1) > a_1 \widehat{\lambda}^u(a_1) - a_2 \widehat{\lambda}^l(a_1)$, the opportunistic approach would incorrectly select a_2 . For example, by setting $a_1 = 10$, $a_2 = 8$, $\lambda(a_1) = 5$, $\lambda(a_2) = 6$, $\lambda_{\max} = 10$, $\widehat{\lambda}^l(a_1) = 4$, $\widehat{\lambda}^u(a_1) = 6$, the above setting can be achieved.

The example above illustrates that being overly aggressive can be detrimental. To conclude this section, we note that the effectiveness of either strategy depends on the specific context and the decision-maker's risk tolerance. This will be further discussed in Section 6.

5 Numerical Studies

In this section, we conduct a simulation study to further investigate our proposed approach. Specifically, we consider the scenario in which $X_{i,1} = 15$ for all i , $T = 4$, $N = 20$, and the price space consists of $\mathcal{A} = \{8, 9, 10\}$. For simplicity, the underlying true demand parameters for the above three prices are 6, 4, and 2.5, respectively, which does not depend on the time. The reward is generated according to $R_{i,t} = \min(D_{i,t}, X_{i,t}) \times A_{i,t}$.

Table 1: The true optimal pricing across all time periods t at each inventory level x .

	$t = 1$	$t = 2$	$t = 3$	$t = 4$
$x = 1$	$a_1^*(1) = 10$	$a_2^*(1) = 10$	$a_3^*(1) = 10$	$a_4^*(1) = 10$
$x = 2$	$a_1^*(2) = 10$	$a_2^*(2) = 10$	$a_3^*(2) = 10$	$a_4^*(2) = 9$
$x = 3$	$a_1^*(3) = 10$	$a_2^*(3) = 10$	$a_3^*(3) = 10$	$a_4^*(3) = 9$
$x = 4$	$a_1^*(4) = 10$	$a_2^*(4) = 10$	$a_3^*(4) = 10$	$a_4^*(4) = 8$
$x = 5$	$a_1^*(5) = 10$	$a_2^*(5) = 10$	$a_3^*(5) = 10$	$a_4^*(5) = 8$
$x = 6$	$a_1^*(6) = 10$	$a_2^*(6) = 10$	$a_3^*(6) = 9$	$a_4^*(6) = 8$
$x = 7$	$a_1^*(7) = 10$	$a_2^*(7) = 10$	$a_3^*(7) = 9$	$a_4^*(7) = 8$
$x = 8$	$a_1^*(8) = 10$	$a_2^*(8) = 10$	$a_3^*(8) = 9$	$a_4^*(8) = 8$
$x = 9$	$a_1^*(9) = 10$	$a_2^*(9) = 9$	$a_3^*(9) = 9$	$a_4^*(9) = 8$
$x = 10$	$a_1^*(10) = 10$	$a_2^*(10) = 9$	$a_3^*(10) = 8$	$a_4^*(10) = 8$
$x = 11$	$a_1^*(11) = 10$	$a_2^*(11) = 9$	$a_3^*(11) = 8$	$a_4^*(11) = 8$
$x = 12$	$a_1^*(12) = 10$	$a_2^*(12) = 9$	$a_3^*(12) = 8$	$a_4^*(12) = 8$
$x = 13$	$a_1^*(13) = 9$	$a_2^*(13) = 9$	$a_3^*(13) = 8$	$a_4^*(13) = 8$
$x = 14$	$a_1^*(14) = 9$	$a_2^*(14) = 8$	$a_3^*(14) = 8$	$a_4^*(14) = 8$
$x = 15$	$a_1^*(15) = 9$	$a_2^*(15) = 8$	$a_3^*(15) = 8$	$a_4^*(15) = 8$

Table 1 summarizes the optimal pricing strategy under our synthetic environment. Specifically, the price of 10 appears the most frequently in Table 1. However, this frequency does not necessarily imply that selecting a price of 10 is crucial for the optimal decision-making, as certain pricing-inventory combinations may not occur in the trajectory that follows the optimal policy (e.g., when $x = 1$ and $t = 4$). In fact, as illustrated in Figure 2, price 10

is actually the least favorable option within the action space. The values in Figure 2 are generated such that for each replication, a trajectory is simulated following three types of sub-optimal policy: Type I policy is created by replacing price 10 by 8 or 9 randomly for the optimal policy; while Type II (III) policy is created by replacing price 9 (8) by 10 or 8 (9) randomly for the optimal policy. Since Type I policy yields a highest value function, it suggests that when the optimal price is 10, replaced it by 8 or 9 randomly could still achieves a good performance.

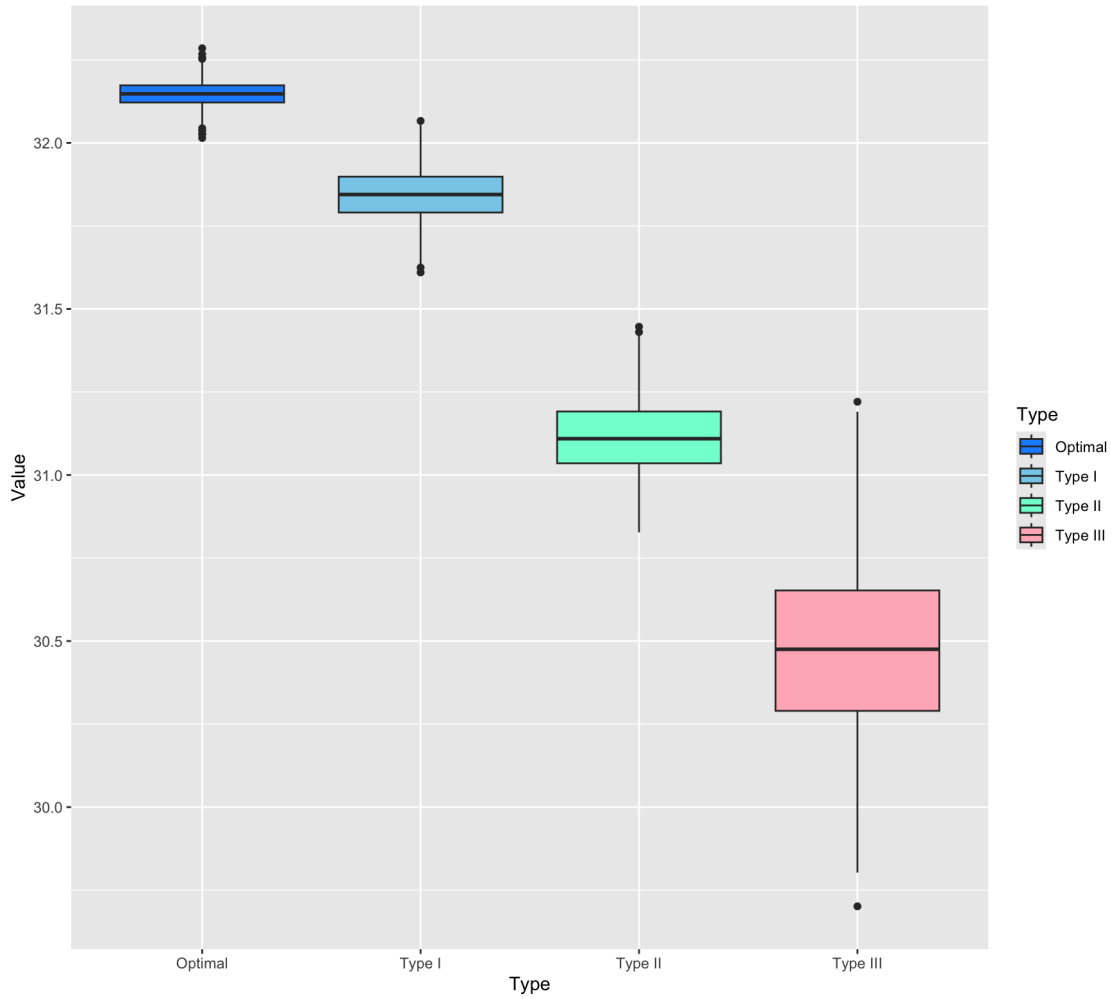


Figure 2: Value functions for the optimal policy and three types of suboptimal policies: Type I excludes price 10 from the optimal policy, while Type II and Type III exclude prices 9 and 8, respectively.

In what follows, we consider five different behavior policies to generate the offline data.

1. $\pi^b(10|x) = 0$, and $\pi^b(8|x) = \pi^b(9|x) = 0.5$, for all x .
2. $\pi^b(9|x) = 0$, and $\pi^b(8|x) = \pi^b(10|x) = 0.5$, for all x .
3. $\pi^b(8|x) = 0$, and $\pi^b(9|x) = \pi^b(10|x) = 0.5$, for all x .
4. An oracle optimal policy.
5. A bad policy, which minimizes the value function.

In the first three scenarios mentioned above, a certain price is not observed in the offline dataset. Throughout, λ_{max} is set to $1.5 \times \max_{i,t} D_{i,t}$, and λ_{min} is set to 1. We compare our proposed two methods with the vanilla pessimistic method. The performance of the estimated policies are evaluated using the average value function computed over a testing set of size 5000, and is presented in Figure 3.

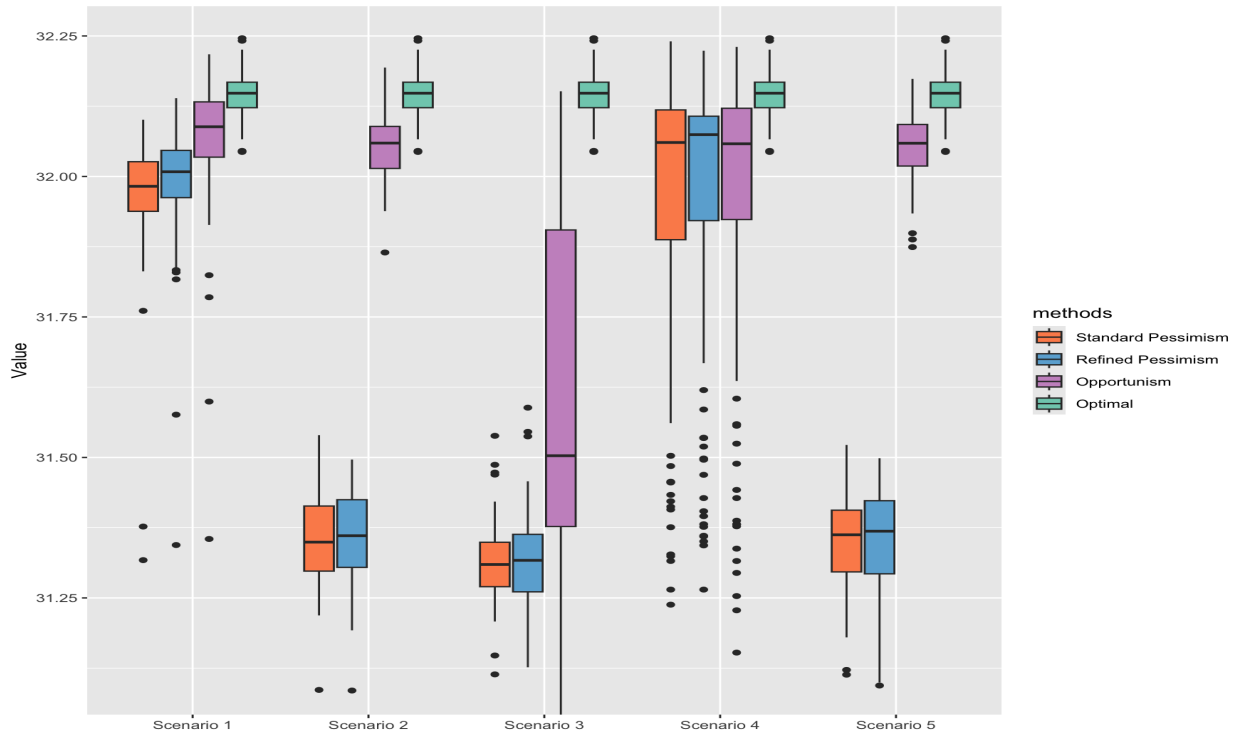


Figure 3: Comparison of empirical value functions among vanilla pessimistic, refined pessimistic, and the opportunistic methods across five scenarios. We also include the oracle optimal policy for comparison.

We summarize our findings below. Firstly, the opportunistic approach outperforms other two methods, particularly in Scenarios 1, 2, 3, and 5. Secondly, while the refined pessimistic approach can indeed enhance the vanilla pessimistic method, the improvement is modest. Thirdly, the value function of the opportunistic method in Scenario 3 exhibits a larger variance compared to others. We conjecture that this may be attributed to the absence of the minimum price of 8, and therefore that $\lambda_{max} = 1.5 \max D_{i,t}$ only provides a crude upper bound.

One can also discern the importance of each price in Figure 3. In Scenario 1, the consistently good performance across all three methods suggests that whether observing price 10 or not may not significantly influence the finding of an optimal pricing, which aligns well with the results in Figure 2. Scenarios 2 and 3 underscore the importance of prices 8 and 9, since both pessimistic strategies in these scenarios lead to sub-optimal value functions. Furthermore, in Scenario 4, all three methods perform well, which is expected since the corresponding behavior policy aligns well with the optimal policy, supported by Theorems 1 and 2. Finally, all methods in Scenario 5 show similar performance to those in Scenario 2, underscoring once again the significance of price 9.

6 Discussion

6.1 Pessimism versus Opportunism

In statistical decision theory, no single strategy uniformly outperforms others, as each approach—whether pessimistic, or opportunistic—brings unique strengths and limitations to decision-making under uncertainty. Pessimism emphasizes robustness against worst-case scenarios, while opportunism aims to maximize expected utility based on available information and opportunities. Each strategy’s effectiveness depends on the specific context and risk preferences involved. For small or conservative companies, especially those with limited financial resources, the pessimistic approach might be favored. These companies prioritize avoiding financial losses that could threaten their survival. By focusing on minimizing potential risks and preparing for worst-case scenarios, they aim to maintain stability and ensure continued operations without facing the severe consequences of bankruptcy.

On the other hand, well-established companies or those with ambitious growth objectives may lean towards the opportunistic approach. These companies have more resources and capacity to withstand risks. They are willing to take calculated chances to maximize potential gains and seize opportunities that align with their growth strategies. This approach allows them to capitalize on favorable market conditions, innovations, or strategic moves that could significantly enhance their market position or profitability. In both cases, the choice of approach reflects not only the company’s financial standing and risk tolerance but also its broader strategic goals and outlook on managing uncertainties in the business environment.

6.2 Future Work

In this article, we assume the demand depends only on time and pricing. In future work, there might be interest in further considering the *feature-based* demand learning (Broder and Rusmevichientong, 2012; Keskin and Zeevi, 2014; Javanmard and Nazerzadeh, 2019; Ban and Keskin, 2021; Bastani et al., 2022; Qi et al., 2022) problem. In addition, this paper only considers a discrete pricing space setting, leaving a more challenging *continuous pricing* setting for future investigation. In addition, how to efficiently combine offline and online learning to ultimately achieve sustainable growth and profitability is another interesting topic worth further study. Furthermore, in this work, we assume that the demand is fully observed. However, this assumption may not hold in some applications. For instance, when the inventory is out of stock, the true demand becomes unobserved—a situation known as *demand censoring* (Huh and Rusmevichientong, 2009; Ban, 2020; Qi et al., 2022; Bu et al., 2023). It would be valuable to explore how our proposed method could be adapted to scenarios with demand censoring.

References

Antos, A., Szepesvári, C., and Munos, R. (2008). Learning near-optimal policies with bellman-residual minimization based fitted policy iteration and a single sample path. Machine Learning, 71:89–129.

- Ban, G.-Y. (2020). Confidence intervals for data-driven inventory policies with demand censoring. Operations Research, 68(2):309–326.
- Ban, G.-Y. and Keskin, N. B. (2021). Personalized dynamic pricing with machine learning: High-dimensional features and heterogeneous elasticity. Management Science, 67(9):5549–5568.
- Bastani, H., Simchi-Levi, D., and Zhu, R. (2022). Meta dynamic pricing: Transfer learning across experiments. Management Science, 68(3):1865–1881.
- Bellman, R. (1957). A markovian decision process. Journal of Mathematics and Mechanics, 6(5):679–684.
- Bitran, G. and Caldentey, R. (2003). An overview of pricing models for revenue management. Manufacturing & Service Operations Management, 5(3):203–229.
- Broder, J. and Rusmevichientong, P. (2012). Dynamic pricing under a general parametric choice model. Operations Research, 60(4):965–980.
- Bu, J., Simchi-Levi, D., and Wang, L. (2023). Offline pricing and demand learning with censored data. Management Science, 69(2):885–903.
- Buckman, J., Gelada, C., and Bellemare, M. G. (2020). The importance of pessimism in fixed-dataset policy optimization. arXiv preprint arXiv:2009.06799.
- Chen, B., Chao, X., and Shi, C. (2021). Nonparametric learning algorithms for joint pricing and inventory control with lost sales and censored demand. Mathematics of Operations Research, 46(2):726–756.
- Chen, X. and Pouzo, D. (2012). Estimation of nonparametric conditional moment models with possibly nonsmooth generalized residuals. Econometrica, 80(1):277–321.
- Chen, X., Qi, Z., and Wan, R. (2023). Steel: Singularity-aware reinforcement learning. arXiv preprint arXiv:2301.13152.
- Christensen, T., Moon, H. R., and Schorfheide, F. (2022). Optimal discrete decisions when payoffs are partially identified. arXiv preprint arXiv:2204.11748.

- Cui, Y. (2021). Individualized Decision-Making Under Partial Identification: Three Perspectives, Two Optimality Results, and One Paradox. Harvard Data Science Review, 3(3).
- Den Boer, A. V. (2014). Dynamic pricing with multiple products and partially specified demand distribution. Mathematics of operations research, 39(3):863–888.
- Den Boer, A. V. (2015). Dynamic pricing and learning: historical origins, current research, and new directions. Surveys in operations research and management science, 20(1):1–18.
- Elmachtoub, A. N. and Hamilton, M. L. (2021). The power of opaque products in pricing. Management Science, 67(8):4686–4702.
- Elmaghraby, W. and Keskinocak, P. (2003). Dynamic pricing in the presence of inventory considerations: Research overview, current practices, and future directions. Management science, 49(10):1287–1309.
- Farahmand, A.-m., Szepesvári, C., and Munos, R. (2010). Error propagation for approximate policy and value iteration. Advances in neural information processing systems, 23.
- Fujimoto, S., Meger, D., and Precup, D. (2019). Off-policy deep reinforcement learning without exploration. In International conference on machine learning, pages 2052–2062. PMLR.
- Gallego, G. and Van Ryzin, G. (1994). Optimal dynamic pricing of inventories with stochastic demand over finite horizons. Management science, 40(8):999–1020.
- Huh, W. T. and Rusmevichientong, P. (2009). A nonparametric asymptotic analysis of inventory planning with censored demand. Mathematics of Operations Research, 34(1):103–123.
- Javanmard, A. and Nazerzadeh, H. (2019). Dynamic pricing in high-dimensions. Journal of Machine Learning Research, 20(9):1–49.
- Jia, H., Shi, C., and Shen, S. (2024). Online learning and pricing for service systems with reusable resources. Operations Research, 72(3):1203–1241.

- Jin, Y., Yang, Z., and Wang, Z. (2021). Is pessimism provably efficient for offline rl? In International Conference on Machine Learning, pages 5084–5096. PMLR.
- Keskin, N. B. and Zeevi, A. (2014). Dynamic pricing with an unknown demand model: Asymptotically optimal semi-myopic policies. Operations research, 62(5):1142–1167.
- Kido, D. (2023). Locally asymptotically minimax statistical treatment rules under partial identification. arXiv preprint arXiv:2311.08958.
- Kosorok, M. R. and Moodie, E. E. M. (2015). Adaptive treatment strategies in practice: planning trials and analyzing data for personalized medicine. Society for Industrial and Applied Mathematics, Philadelphia, PA.
- Levi, R., Roundy, R. O., and Shmoys, D. B. (2007). Provably near-optimal sampling-based policies for stochastic inventory control models. Mathematics of Operations Research, 32(4):821–839.
- Levine, S., Kumar, A., Tucker, G., and Fu, J. (2020). Offline reinforcement learning: Tutorial, review, and perspectives on open problems. arXiv preprint arXiv:2005.01643.
- Liao, P., Qi, Z., Wan, R., Klasnja, P., and Murphy, S. A. (2022). Batch policy learning in average reward markov decision processes. Annals of statistics, 50(6):3364.
- Lin, K. Y. (2006). Dynamic pricing with real-time demand learning. European Journal of Operational Research, 174(1):522–538.
- Ma, W., Simchi-Levi, D., and Zhao, J. (2021). Dynamic pricing (and assortment) under a static calendar. Management Science, 67(4):2292–2313.
- Manski, C. F. (2005). Social choice with partial knowledge of treatment response, volume 1. Princeton University Press.
- Manski, C. F. (2007). Minimax-regret treatment choice with missing outcome data. Journal of Econometrics, 139(1):105–115.
- Masten, M. A. (2023). Minimax-regret treatment rules with many treatments. The Japanese Economic Review, 74(4):501–537.

- Munos, R. and Szepesvári, C. (2008). Finite-time bounds for fitted value iteration. Journal of Machine Learning Research, 9(5).
- Murphy, S. A. (2003). Optimal dynamic treatment regimes. Journal of the Royal Statistical Society: Series B, 65(2):331–355.
- Nambiar, M., Simchi-Levi, D., and Wang, H. (2019). Dynamic learning and pricing with model misspecification. Management Science, 65(11):4980–5000.
- Puterman, M. L. (2014). Markov decision processes: discrete stochastic dynamic programming. John Wiley & Sons.
- Qi, Z., Tang, J., Fang, E., and Shi, C. (2022). Offline personalized pricing with censored demand. In Technical Report. [SI]: SSRN.
- Qin, H., Simchi-Levi, D., and Wang, L. (2022). Data-driven approximation schemes for joint pricing and inventory control models. Management Science, 68(9):6591–6609.
- Robins, J. M. (2004). Optimal structural nested models for optimal sequential decisions. In Lin, D. Y. and Heagerty, P., editors, Proceedings of the Second Seattle Symposium in Biostatistics, pages 189–326, New York. Springer.
- Savage, L. J. (1951). The theory of statistical decision. Journal of the American Statistical association, 46(253):55–67.
- Shi, C., Qi, Z., Wang, J., and Zhou, F. (2023). Value enhancement of reinforcement learning via efficient and robust trust region optimization. Journal of the American Statistical Association, pages 1–15.
- Silver, D., Huang, A., et al. (2016). Mastering the game of go with deep neural networks and tree search. nature, 529(7587):484–489.
- Stoye, J. (2009). Minimax regret treatment choice with finite samples. Journal of Econometrics, 151(1):70–81.
- Stoye, J. (2012). Minimax regret treatment choice with covariates or with limited validity of experiments. Journal of Econometrics, 166(1):138–156.

Sutton, R. S. and Barto, A. G. (2018). Reinforcement learning: An introduction. MIT press.

Yu, T., Thomas, G., Yu, L., Ermon, S., Zou, J. Y., Levine, S., Finn, C., and Ma, T. (2020). Mopo: Model-based offline policy optimization. Advances in Neural Information Processing Systems, 33:14129–14142.

Supplemental Materials for “A Tale of Two Cities: Pessimism and Opportunism in Offline Dynamic Pricing”

A Proofs and Auxiliary Lemmas

Throughout, we use c and C to denote a generic constant that can vary from line to line. Moreover, to ease the notation, sometimes we write the estimated action $\widehat{a}_t^{\text{pess}}(x)$ and $\widehat{a}_t^{\text{opp}}(x)$ as $\widehat{a}_t^{\text{pess}}$ and $\widehat{a}_t^{\text{opp}}$, respectively, when there is no confusion. In what follows, $\widehat{\pi}$, $\widehat{V}_t(x)$ and $\widehat{Q}_t(x, a)$ all represent generic estimators, which can be obtained using any algorithms.

A.1 Proof of Proposition 1

Proof. By the Bellman optimality equation (1), we have

$$\begin{aligned} Q_t^*(x, a) &= \mathbb{E} [R_t + V_{t+1}^*(X_{t+1}) | X_t = x, A_t = a] \\ &= \underbrace{\mathbb{E} (R_t | X_t = x, A_t = a)}_{\text{expected immediate reward}} + \underbrace{\mathbb{E} [V_{t+1}^*(X_{t+1}) | X_t = x, A_t = a]}_{\text{expected future cumulative reward}}. \end{aligned}$$

We first derive the term immediate rewards. Denote M_t as the random variable of the number of sold items in time t , and $D_t \sim \text{Poisson}(\lambda_t(a))$ the demand for price a , so that $M_t = \min(X_t, D_t)$ follows a truncated Poisson distribution, conditional on X_t . Thus the reward $R_t = A_t M_t$, and the reward function

$$\mathbb{E} (R_t | X_t = x, A_t = a) = a \mathbb{E} (M_t | X_t = x, A_t = a).$$

It remains to calculate $\mathbb{E}(M_t|X_t = x, A_t = a)$,

$$\begin{aligned} \mathbb{E}(M_t|X_t = x, A_t = a) &= \mathbb{E}(D_t|x, a, D_t \leq x)\mathbb{P}(D_t \leq x|x, a) + x\mathbb{P}(D_t \geq x+1|x, a) \\ &= \sum_{d=0}^x e^{-\lambda_t(a)} \frac{\lambda_t(a)^d}{d!} d \mathbb{P}^{-1}(D_t \leq x|x, a) \mathbb{P}(D_t \leq x|x, a) + x \sum_{d=x+1}^{\infty} e^{-\lambda_t(a)} \frac{\lambda_t(a)^d}{d!} \\ &= \sum_{d=0}^x e^{-\lambda_t(a)} \frac{\lambda_t(a)^d}{d!} d + x \sum_{d=x+1}^{\infty} e^{-\lambda_t(a)} \frac{\lambda_t(a)^d}{d!}. \end{aligned}$$

Similarly, we have

$$\mathbb{E}[V_{t+1}^*(X_{t+1})|X_t = x, A_t = a] = \sum_{d=0}^{x-1} V_{t+1}^*(x-d) e^{-\lambda_t(a)} \frac{\lambda_t(a)^d}{d!}.$$

The summation goes up to $x-1$, using the fact that $V_t(0) = 0$ for any t . □

A.2 Proposition 4 and its Proof

Proposition 4. *There exists some universal constant c , such that with probability at least $1 - c \sum_{t=1}^T \sum_{a \in \mathcal{A}_t^{\mathcal{D}_N}} N_t(a)^{-1}$,*

$$\widehat{Q}_t^{\text{pess}}(x, a) \leq Q_t^*(x, a), \text{ for all } t, x, \text{ and } a.$$

Proof. Note that the above inequality holds for all $a \in \mathcal{A}$, because we are able to construct a confidence interval $\Omega_t(a)$ for all $a \in \mathcal{A}$.

We use mathematical induction to prove this argument. At time point $T + 1$, by definition, we have $\widehat{V}_{T+1}^{\text{pess}}(x) = V_{T+1}^*(x) = 0$. Then at time T , it follows that

$$\begin{aligned} \widehat{Q}_T^{\text{pess}}(x, a) &= \min_{\lambda \in \Omega_T(a)} (\mathcal{B}_T^\lambda \widehat{V}_{T+1})(x, a) = \min_{\lambda \in \Omega_T(a)} (\mathcal{B}_T^\lambda V_{T+1}^*)(x, a) \\ &\leq (\mathcal{B}_T V_{T+1}^*)(x, a) = Q_T^*(x, a), \end{aligned}$$

where the inequality holds because $\lambda_T(a) \in \Omega_T(a)$ with probability at least $1 - c \sum_{a \in \mathcal{A}_T^{\mathcal{D}_N}} N_T(a)^{-1}$.

Now assume $\widehat{Q}_{t+1}^{\text{pess}}(x, a) \leq Q_{t+1}^*(x, a)$, it remains to show that $\widehat{Q}_t^{\text{pess}}(x, a) \leq Q_t^*(x, a)$. Since $\widehat{Q}_{t+1}^{\text{pess}}(x, a) \leq Q_{t+1}^*(x, a)$, we also have $\widehat{V}_{t+1}^{\text{pess}}(x) \leq V_{t+1}^*(x)$, it then follows that

$$\begin{aligned} \widehat{Q}_t^{\text{pess}}(x, a) &= \min_{\lambda \in \Omega_t(a)} (\mathcal{B}_t^\lambda \widehat{V}_{t+1}^{\text{pess}})(x, a) \\ &\leq \min_{\lambda \in \Omega_t(a)} (\mathcal{B}_t^\lambda V_{t+1}^*)(x, a) \\ &\leq (\mathcal{B}_t V_{t+1}^*)(x, a) = Q_t^*(x, a), \end{aligned}$$

where the first inequality holds by using the property of the Bellman operator, i.e.,

$$\widehat{V}_{t+1}^{\text{pess}}(x) \leq V_{t+1}^*(x) \implies (\mathcal{B}_t^\lambda \widehat{V}_{t+1}^{\text{pess}})(x, a) \leq (\mathcal{B}_t^\lambda V_{t+1}^*)(x, a).$$

The last inequality holds with probability at least $1 - c \sum_{k=t}^T \sum_{a \in \mathcal{A}_k^{\mathcal{D}_N}} N_k(a)^{-1}$. The proof is completed by applying the union bound for all t . \square

A.3 Proof of Lemma 1

Proof. Recall that $\mu^{\hat{\pi}} = \mathbb{E} [V_1^*(X_1) - V_1^{\hat{\pi}}(X_1)]$, and the aim is to show that

$$\mu^{\hat{\pi}} = \underbrace{\sum_{t=1}^T \mathbb{E}^{\pi^*} [l_t(X_t, A_t)]}_{J_1} - \underbrace{\sum_{t=1}^T \mathbb{E}^{\hat{\pi}} [l_t(X_t, A_t)]}_{J_2} + \underbrace{\sum_{t=1}^T \mathbb{E}^{\pi^*} \left[\sum_{a \in \mathcal{A}} \hat{Q}_t(X_t, a) (\pi_t^*(a|X_t) - \hat{\pi}_t(a|X_t)) \right]}_{J_3},$$

where $l_t(x, a) = (\mathcal{B}_t \hat{V}_{t+1})(x, a) - \hat{Q}_t(x, a)$. Note that the expectations \mathbb{E}^{π^*} and $\mathbb{E}^{\hat{\pi}}$ are taken with respect to the trajectories induced by the optimal policy and the estimated policy, respectively, with the functions $\hat{V}_t(\cdot)$ and $\hat{Q}_t(\cdot, \cdot)$ being held fixed.

By the definition of the Bellman operator, we have

$$\begin{aligned} \mathbb{E}^{\pi^*} [l_t(X_t, A_t)] &= \mathbb{E}^{\pi^*} \left[\mathbb{E} \left(R_t + \hat{V}_{t+1}(X_{t+1}) | X_t, A_t \right) - \hat{Q}_t(X_t, A_t) \right] \\ &= \mathbb{E}^{\pi^*} (R_t) + \mathbb{E}^{\pi^*} \left[\hat{V}_{t+1}(X_{t+1}) \right] - \mathbb{E}^{\pi^*} \left[\hat{Q}_t(X_t, A_t) \right], \end{aligned}$$

where the last equality follows the law of iterated expectations. Thus, we have

$$\begin{aligned} &\mathbb{E}^{\pi^*} [l_t(X_t, A_t)] + \mathbb{E}^{\pi^*} [l_{t+1}(X_{t+1}, A_{t+1})] \\ &= \mathbb{E}^{\pi^*} (R_t) - \mathbb{E}^{\pi^*} \left[\hat{Q}_t(X_t, A_t) \right] + \mathbb{E}^{\pi^*} (R_{t+1}) + \mathbb{E}^{\pi^*} \left[\hat{V}_{t+2}(X_{t+2}) \right] \\ &\quad + \underbrace{\mathbb{E}^{\pi^*} \left[\hat{V}_{t+1}(X_{t+1}) \right] - \mathbb{E}^{\pi^*} \left[\hat{Q}_{t+1}(X_{t+1}, A_{t+1}) \right]}_{= \mathbb{E}^{\pi^*} \left[\sum_{a \in \mathcal{A}} \hat{Q}_{t+1}(X_{t+1}, a) (\hat{\pi}_t(a|X_{t+1}) - \pi_t^*(a|X_{t+1})) \right]}. \end{aligned}$$

Thus, term J_1 is equivalent to

$$\begin{aligned} &\sum_{t=1}^T \mathbb{E}^{\pi^*} [l_t(X_t, A_t)] \\ &= \underbrace{\sum_{t=1}^T \mathbb{E}^{\pi^*} (R_t)}_{= \mathbb{E}(V_1^*(X_1))} + \sum_{t=2}^T \mathbb{E}^{\pi^*} \left[\sum_{a \in \mathcal{A}} \hat{Q}_t(X_t, a) (\hat{\pi}_t(a|X_t) - \pi_t^*(a|X_t)) \right] - \mathbb{E}^{\pi^*} \left[\hat{Q}_1(X_1, A_1) \right]. \end{aligned}$$

The term J_2 can be analogously showed to be

$$\begin{aligned}
& \sum_{t=1}^T \mathbb{E}^{\hat{\pi}}[l_t(X_t, A_t)] \\
&= \underbrace{\sum_{t=1}^T \mathbb{E}^{\hat{\pi}}(R_t)}_{\mathbb{E}(V_1^{\hat{\pi}}(X_1))} + \underbrace{\sum_{t=2}^T \mathbb{E}^{\hat{\pi}} \left[\sum_{a \in \mathcal{A}} \hat{Q}_t(X_t, a) (\hat{\pi}_t(a|X_t) - \hat{\pi}_t(a|X_t)) \right]}_0 - \mathbb{E}^{\hat{\pi}} \left[\hat{Q}_1(X_1, A_1) \right].
\end{aligned}$$

Thus $J_1 - J_2$ is equal to

$$\begin{aligned}
& \underbrace{\mathbb{E}(V_1^*(X_1)) - \mathbb{E}(V_1^{\hat{\pi}}(X_1))}_{=\mu^{\hat{\pi}}} + \sum_{t=2}^T \mathbb{E}^{\pi^*} \left[\sum_{a \in \mathcal{A}} \hat{Q}_t(X_t, a) (\hat{\pi}_t(a|X_t) - \pi_t^*(a|X_t)) \right] \\
&+ \underbrace{\mathbb{E}^{\hat{\pi}} \left[\hat{Q}_1(X_1, A_1) \right] - \mathbb{E}^{\pi^*} \left[\hat{Q}_1(X_1, A_1) \right]}_{=\mathbb{E}^{\pi^*} \left[\sum_{a \in \mathcal{A}} \hat{Q}_1(X_1, a) (\hat{\pi}_1(a|X_1) - \pi_1^*(a|X_1)) \right]} \\
&= \mu^{\hat{\pi}} + \sum_{t=1}^T \mathbb{E}^{\pi^*} \left[\sum_{a \in \mathcal{A}} \hat{Q}_t(X_t, a) (\hat{\pi}_t(a|X_t) - \pi_t^*(a|X_t)) \right].
\end{aligned}$$

Finally, we have $J_1 - J_2 + J_3 = \mu^{\hat{\pi}}$, this completes the proof. □

A.4 Lemma 2 and its Proof

Lemma 2. For any t , $x \in \mathcal{X}$, $a \in \mathcal{A}$,

$$\left| (\mathcal{B}_t \widehat{V}_{t+1})(x, a) - \widehat{Q}_t(x, a; \lambda) \right| \leq c |\lambda_t(a) - \lambda|.$$

Proof. Following Proposition 1, under the true Bellman operator, we have

$$(\mathcal{B}_t \widehat{V}_{t+1})(x, a) = \sum_{d=0}^x e^{-\lambda_t(a)} \frac{\lambda_t(a)^d}{d!} da + ax \sum_{d=x+1}^{\infty} e^{-\lambda_t(a)} \frac{\lambda_t(a)^d}{d!} + \sum_{d=0}^{x-1} \widehat{V}_{t+1}(x-d) e^{-\lambda_t(a)} \frac{\lambda_t(a)^d}{d!}.$$

Then for any λ ,

$$\begin{aligned} \left| (\mathcal{B}_t \widehat{V}_{t+1})(x, a) - \widehat{Q}_t(x, a; \lambda) \right| &\leq \underbrace{\left| \sum_{d=0}^x (e^{-\lambda_t(a)} \lambda_t(a)^d - e^{-\lambda} \lambda^d) \frac{da}{d!} \right|}_{K_1} \\ &+ \underbrace{\left| \sum_{d=x+1}^{\infty} (e^{-\lambda_t(a)} \lambda_t(a)^d - e^{-\lambda} \lambda^d) \frac{ax}{d!} \right|}_{K_2} \\ &+ \underbrace{\left| \sum_{d=0}^{x-1} (e^{-\lambda_t(a)} \lambda_t(a)^d - e^{-\lambda} \lambda^d) \frac{\widehat{V}_{t+1}(x-d)}{d!} \right|}_{K_3}. \end{aligned}$$

Note that by using the Poisson probability mass function property, we have

$$\sum_{d=x+1}^{\infty} e^{-\lambda} \lambda^d / d! = 1 - \sum_{d=0}^x e^{-\lambda} \lambda^d / d!.$$

Thus, K_2 can be written as

$$K_2 = \left| ax \left[\sum_{d=0}^x (e^{-\lambda} \lambda^d - e^{-\lambda_t(a)} \lambda_t(a)^d) / d! \right] \right|.$$

Let $h(\lambda) = e^{-\lambda} \lambda^d$. It follows that $h'(\lambda) = e^{-\lambda} \lambda^{d-1} (d - \lambda)$, which is bounded if d is bounded. Thus $h(\lambda)$ is Lipschitz continuous since we only need to consider d upper bounded by x . It

follows that $K_1 + K_2 + K_3 \leq c|\lambda - \lambda_t(a)|$.

□

A.5 Proof of Theorem 1

Proof. Since the theorem concerns the regret bound of the pessimistic approach, throughout this proof, all the estimated value functions and Q-functions follow the estimated pessimistic policy $\widehat{\pi}^{\text{pess}}$.

We first show that the term J_2 in Lemma 1 is non-negative. By Hoeffding's inequality, and the union bound, we have with probability at least $1 - \sum_{t=1}^T \sum_{a \in \mathcal{A}_t^{\mathcal{D}_N}} N_t(a)^{-1}$, the true demand parameter $\lambda_t(a)$ lies in the interval $\Omega_t(a)$, uniformly over t . Since $\widehat{Q}_T^{\text{pess}}(x, a) = \min_{\lambda \in \Omega_T(a)} (\mathcal{B}_T^\lambda \widehat{V}_{T+1})(x, a)$, we have

$$l_t(x, a) = (\mathcal{B}_t \widehat{V}_{t+1}^{\text{pess}})(x, a) - \widehat{Q}_t^{\text{pess}}(x, a) \geq 0,$$

with the same probability, uniformly in t .

Since the estimated policy is greedy with respect to the estimated Q-function $\widehat{Q}_t^{\text{pess}}(x, a)$, we have $J_3 \leq 0$. Thus $\mu^{\text{pess}}(x)$ is upper bounded by J_1 . To bound J_1 , we next derive an upper bound for $l_t(x, a)$. Using the same technique in the proof of Lemma 2 in Section A.4, $l_t(x, a)$ is of the same order of $\widehat{\lambda}_t^U(a) - \widehat{\lambda}_t^L(a)$, hence we have

$$l_t(x, a) \leq c[\widehat{\lambda}_t^U(a) - \widehat{\lambda}_t^L(a)],$$

for some positive constant c .

In the following, we only consider the case that both \widehat{a}_t^U and \widehat{a}_t^L exist, i.e., the confidence interval $\Omega_t(a)$ can be constructed using other prices or a itself. We can tackle similarly the other two cases (a) when \widehat{a}_t^U exists but \widehat{a}_t^L does not, and (b) when \widehat{a}_t^L exists but \widehat{a}_t^U does not. We thus omit the details to save the space. By definition, it follows that

$$\begin{aligned} \widehat{\lambda}_t^U(a) - \widehat{\lambda}_t^L(a) &= \widehat{\lambda}_t(\widehat{a}_t^U) + \delta_t(\widehat{a}_t^U) - \widehat{\lambda}_t(\widehat{a}_t^L) + \delta_t(\widehat{a}_t^L) \\ &\leq \widehat{\lambda}_t(a_t^U) + \delta_t(a_t^U) - \widehat{\lambda}_t(a_t^L) + \delta_t(a_t^L) \\ &\leq \lambda_t(a_t^U) + 2\delta_t(a_t^U) - \lambda_t(a_t^L) + 2\delta_t(a_t^L) = \eta_t(a), \end{aligned}$$

where the first inequality holds due to the observation that \widehat{a}_t^U and \widehat{a}_t^L are the prices which

provide the tightest interval; and the second inequality follows from Hoeffding's inequality, with the same probability, uniformly in t .

Together with Lemma 1, this yields the result that with probability at least $1 - \sum_{t=1}^T \sum_{a \in \mathcal{A}_t^{\mathcal{D}N}} N_t(a)^{-1}$,

$$\begin{aligned}
\mu^{\text{pess}}(x) &\leq \sum_{t=1}^T \mathbb{E}^{\pi^*} [l_t(X_t, A_t)] \leq c \sum_{t=1}^T \mathbb{E}^{\pi^*} (\eta_t(A_t)) \\
&= c \sum_{t=1}^T \mathbb{E}^{\pi^*} [\eta_t(A_t) \mathbb{1}(A_t \in \mathcal{M}_t)] + c \sum_{t=1}^T \mathbb{E}^{\pi^*} [\eta_t(A_t) \mathbb{1}(A_t \notin \mathcal{M}_t)] \\
&= c \sum_{t=1}^T \mathbb{E}^{\pi^b} \left[\frac{\mathbb{P}_t^{\pi^*}(A_t)}{\mathbb{P}_t^{\pi^b}(A_t)} \eta_t(A_t) \mathbb{1}(A_t \in \mathcal{M}_t) \right] + c \sum_{t=1}^T \mathbb{E}^{\pi^*} (\eta_t(A_t) \mathbb{1}(A_t \notin \mathcal{M}_t)) \\
&= c \underbrace{\sum_{t=1}^T \mathbb{E}^{\pi^b} \left[\frac{\mathbb{P}_t^{\pi^*}(A_t)}{\mathbb{P}_t^{\pi^b}(A_t)} \eta_t(A_t) \mathbb{1}(A_t \in \mathcal{M}_t, A_t \in \mathcal{A}_t^{\mathcal{D}N}) \right]}_{H_1} \\
&\quad + c \underbrace{\sum_{t=1}^T \mathbb{E}^{\pi^b} \left[\frac{\mathbb{P}_t^{\pi^*}(A_t)}{\mathbb{P}_t^{\pi^b}(A_t)} \eta_t(A_t) \mathbb{1}(A_t \in \mathcal{M}_t, A_t \notin \mathcal{A}_t^{\mathcal{D}N}) \right]}_{H_2} \\
&\quad + c \underbrace{\sum_{t=1}^T \mathbb{E}^{\pi^*} (\eta_t(A_t) \mathbb{1}(A_t \notin \mathcal{M}_t))}_{H_3}.
\end{aligned}$$

The second equality holds as on the event $\{A_t \in \mathcal{M}_t\}$, $\mathbb{P}_t^{\pi^*}(A_t)/\mathbb{P}_t^{\pi^b}(A_t)$ is bounded from above. This allows us to apply the change of measure to replace \mathbb{E}^{π^*} with \mathbb{E}^{π^b} .

We now first analyze H_1 , since $A_t \in \mathcal{A}_t^{\mathcal{D}N}$, by definition, we have $A_t^U = A_t^L = A_t$, and hence $\eta_t(A_t) = \lambda_t(A_t^U) + 2\delta_t(A_t^U) - \lambda_t(A_t^L) + 2\delta_t(A_t^L)$ reduces to $\eta_t(A_t) = 4\delta_t(A_t)$. Therefore, we have

$$\begin{aligned}
H_1 &= c \sum_{t=1}^T \mathbb{E}^{\pi^b} \left[\frac{\mathbb{P}_t^{\pi^*}(A_t)}{\mathbb{P}_t^{\pi^b}(A_t)} \sqrt{\log N_t(A_t)/N_t(A_t)} \mathbb{1}(A_t \in \mathcal{M}_t, A_t \in \mathcal{A}_t^{\mathcal{D}N}) \right] \\
&\leq c \sum_{t=1}^T \mathbb{E}^{\pi^b} \left[\frac{\mathbb{P}_t^{\pi^*}(A_t)}{\mathbb{P}_t^{\pi^b}(A_t)} \sqrt{\log N_t(A_t)/N_t(A_t)} \mathbb{1}(A_t \in \mathcal{M}_t) \right].
\end{aligned}$$

We next focus on H_2 . First, notice that with probability at least $1 - \kappa_t$, $\mathcal{A}_t^{\pi^b} = \mathcal{A}_t^{\mathcal{D}N}$. Thus,

conditional on the event $\mathcal{A}_t^{\pi^b} = \mathcal{A}_t^{\mathcal{D}^N}$, if $A_t \in \mathcal{M}_t$, but $A_t \notin \mathcal{A}_t^{\mathcal{D}^N}$, this implies that the ratio $\frac{\mathbb{P}_t^{\pi^*}(A_t)}{\mathbb{P}_t^{\pi^b}(A_t)} = 0$. It follows that $H_2 = 0$ with probability at least $1 - \kappa_t$. Thus, so far we have shown that

$$\mu^{\text{pess}}(x) \leq c \sum_{t=1}^T \mathbb{E}^{\pi^b} \left[\frac{\mathbb{P}_t^{\pi^*}(A_t)}{\mathbb{P}_t^{\pi^b}(A_t)} \sqrt{\log N_t(A_t)/N_t(A_t)} \mathbb{1}(A_t \in \mathcal{M}_t) \right] + c \sum_{t=1}^T \mathbb{E}^{\pi^*} (\eta_t(A_t) \mathbb{1}(A_t \notin \mathcal{M}_t)).$$

Finally, we show that this upper bound can be achieved. Since the action and state spaces in our setting are discrete (i.e., tabular MDP), it can be formulated as the linear MDP (Jin et al., 2021). The first part H_1 achieves the minimax optimal rate for offline linear MDP up to multiplicative factors of the dimension and horizon, following Theorems 4.4, 4.6, and Corollary 4.5 for linear MDP in Jin et al. (2021). Specifically, Theorem 4.4 established the upper bound for the linear MDP regret, while Theorem 4.6 provided the matching lower bound. Additionally, Corollary 4.5 demonstrated that the regret converges at a rate of $N^{-1/2}$, up to logarithmic factors, i.e., $\sqrt{\log N/N}$.

It now remains to analyze the third term H_3 , which corresponds to the error due to the unobserved optimal price. In what follows, we only deal with the scenario that both a^U and a^L exist so that

$$\eta_t(a) = \underbrace{\lambda_t(a_t^U) - \lambda_t(a_t^L)}_{L_1} + \underbrace{\delta_t(a_t^U) + \delta_t(a_t^L)}_{L_2},$$

since the other two cases can be handled analogously. The first term L_1 is the length of the interval $[\lambda_t(a_t^L), \lambda_t(a_t^U)]$ for $\lambda_t(a)$. Conditional on the event $\{\mathcal{A}_t^{\pi^b} = \mathcal{A}_t^{\mathcal{D}^N}\}$, the interval $[\lambda_t(a_t^L), \lambda_t(a_t^U)]$ is the sharpest interval, as illustrated in the main paper. In other words, any value in the interval $[\lambda_t(a_t^L), \lambda_t(a_t^U)]$ cannot be excluded as the potential true value of parameter. Thus, $\lambda_t(a)$ can be either $\lambda_t(a_t^L)$ or $\lambda_t(a_t^U)$. Consequently, term L_1 is attainable. Combining this result with the fact that the second term L_2 arises from approximating the expectation with the empirical mean, which is rate-optimal, we complete the proof. \square

A.6 Proof of Theorem 2

Proof. Since this proof focuses on the regret bound of the opportunistic approach. Throughout, all the estimated value functions and the estimated Q-functions follows the estimated opportunistic policy $\widehat{\pi}^{\text{opp}}$.

The proof consists of three parts. We first show that $l_t(x, a)$ is a non-negative term; then we show that the term J_3 in Lemma 1 is non-positive. Finally, we upper bound the term J_1 in Lemma 1.

We now show that $l_t(x, a)$ is a non-negative term. Recall that for any $a \in \mathcal{A}$ and any t , the opportunistic approach first seek the value of $\lambda \in \Omega_t(a)$, $\lambda' \in \Omega_t(a')$ and $a' \in \mathcal{A}$ to maximize the regret, i.e.,

$$\max_{\lambda' \in \Omega_t(a'), \lambda \in \Omega_t(a)} \left[\max_{a'} \widehat{Q}_t^{\text{opp}}(x, a'; \lambda') - \widehat{Q}_t^{\text{opp}}(x, a; \lambda) \right].$$

Thus we have

$$\max_{a' \in \mathcal{A}} \widehat{Q}_t^{\text{opp}}(x, a'; \lambda_t^{\text{opp}}(a')) - \widehat{Q}_t^{\text{opp}}(x, a; \lambda_t^{\text{opp}}(a)) \geq \max_{a' \in \mathcal{A}} \widehat{Q}_t^{\text{opp}}(x, a'; \lambda_t^{\text{opp}}(a')) - \widehat{Q}_t^{\text{opp}}(x, a; \lambda_t(a)),$$

since the pair $(\lambda_t^{\text{opp}}(a'), \lambda_t^{\text{opp}}(a))$ is the maximizer of the corresponding optimization problem, for a fixed a . It then follows that

$$\widehat{Q}_t^{\text{opp}}(x, a; \lambda_t^{\text{opp}}(a)) \leq \widehat{Q}_t^{\text{opp}}(x, a, \lambda_t(a)) = (\mathcal{B}_t \widehat{V}_{t+1}^{\text{opp}})(x, a).$$

Recall that $l_t(x, a) = (\mathcal{B}_t \widehat{V}_{t+1}^{\text{opp}})(x, a) - \widehat{Q}_t^{\text{opp}}(x, a; \lambda_t^{\text{opp}}(a))$ for the opportunistic approach. Thus we have proved that $l_t(x, a) \geq 0$ for any x and a .

Now we show that $J_3 \leq 0$. For a_t^* , its estimated maximum regret is

$$\widehat{Q}_t^{\text{opp}}(x, a_m(a_t^*); \lambda_t^{\text{opp}}(a_m(a_t^*))) - \widehat{Q}_t^{\text{opp}}(x, a_t^*; \lambda_t^{\text{opp}}(a_t^*)),$$

where $a_m(a_t^*) \in \arg \max_{a' \in \mathcal{A}} \left[\widehat{Q}_t^{\text{opp}}(x, a', \lambda_t^{\text{opp}}(a')) - \widehat{Q}_t^{\text{opp}}(x, a_t^*; \lambda_t^{\text{opp}}(a_t^*)) \right]$.

Similarly, the estimated maximum loss for $\widehat{a}_t^{\text{OPP}}$ is

$$\widehat{Q}_t^{\text{OPP}}(x, a_m(\widehat{a}_t^{\text{OPP}}); \lambda_t^{\text{OPP}}(a_m(\widehat{a}_t^{\text{OPP}}))) - \widehat{Q}_t^{\text{OPP}}(x, \widehat{a}_t^{\text{OPP}}; \lambda_t^{\text{OPP}}(\widehat{a}_t^{\text{OPP}})).$$

We first consider the scenario that $a_m(\widehat{a}_t^{\text{OPP}}) \neq \widehat{a}_t^{\text{OPP}}$. Under this scenario, the maximization problem over λ 's is separable, thus we have

$$\begin{aligned} & \widehat{Q}_t^{\text{OPP}}(x, a_m(a_t^*); \lambda_t^{\text{OPP}}(a_m(a_t^*))) - \widehat{Q}_t^{\text{OPP}}(x, \widehat{a}_t^{\text{OPP}}; \lambda_t^{\text{OPP}}(\widehat{a}_t^{\text{OPP}})) \\ & \leq \widehat{Q}_t^{\text{OPP}}(x, a_m(\widehat{a}_t^{\text{OPP}}); \lambda_t^{\text{OPP}}(a_m(\widehat{a}_t^{\text{OPP}}))) - \widehat{Q}_t^{\text{OPP}}(x, \widehat{a}_t^{\text{OPP}}; \lambda_t^{\text{OPP}}(\widehat{a}_t^{\text{OPP}})). \end{aligned} \quad (9)$$

The inequality follows from the fact that the pair $[\lambda_t^{\text{OPP}}(a_m(\widehat{a}_t^{\text{OPP}})), a_m(\widehat{a}_t^{\text{OPP}})]$ is the maximizer of the regret given the fixed pair $[\lambda_t^{\text{OPP}}(\widehat{a}_t^{\text{OPP}}), \widehat{a}_t^{\text{OPP}}]$.

We next consider the case that $a_m(\widehat{a}_t^{\text{OPP}}) = \widehat{a}_t^{\text{OPP}}$. This setting happens only if the action $\widehat{a}_t^{\text{OPP}}$ is so powerful that its worst performance surpasses the best performance of any other action. Thus we have,

$$\begin{aligned} & \max_{\lambda' \in \Omega_t(a')} \max_{a' \neq \widehat{a}_t^{\text{OPP}}} \widehat{Q}_t^{\text{OPP}}(x, a'; \lambda') - \widehat{Q}_t^{\text{OPP}}(x, \widehat{a}_t^{\text{OPP}}; \lambda_t^{\text{OPP}}(\widehat{a}_t^{\text{OPP}})) \\ & \leq 0 = \widehat{Q}_t^{\text{OPP}}(x, a_m(\widehat{a}_t^{\text{OPP}}); \lambda_t^{\text{OPP}}(a_m(\widehat{a}_t^{\text{OPP}}))) - \widehat{Q}_t^{\text{OPP}}(x, \widehat{a}_t^{\text{OPP}}; \lambda_t^{\text{OPP}}(\widehat{a}_t^{\text{OPP}})). \end{aligned}$$

In either case, Equation (9) holds. Thus we have

$$\begin{aligned} & \widehat{Q}_t^{\text{OPP}}(x, a_m(a_t^*); \lambda_t^{\text{OPP}}(a_m(a_t^*))) - \widehat{Q}_t^{\text{OPP}}(x, \widehat{a}_t^{\text{OPP}}; \lambda_t^{\text{OPP}}(\widehat{a}_t^{\text{OPP}})) \\ & \leq \widehat{Q}_t^{\text{OPP}}(x, a_m(\widehat{a}_t^{\text{OPP}}); \lambda_t^{\text{OPP}}(a_m(\widehat{a}_t^{\text{OPP}}))) - \widehat{Q}_t^{\text{OPP}}(x, \widehat{a}_t^{\text{OPP}}; \lambda_t^{\text{OPP}}(\widehat{a}_t^{\text{OPP}})) \\ & \leq \widehat{Q}_t^{\text{OPP}}(x, a_m(a_t^*); \lambda_t^{\text{OPP}}(a_m(a_t^*))) - \widehat{Q}_t^{\text{OPP}}(x, a_t^*; \lambda_t^{\text{OPP}}(a_t^*)). \end{aligned}$$

The first inequality follows from Equation (9), while the second inequality is due to $\widehat{a}_t^{\text{OPP}}$ is

chosen such that the maximum regret is minimum (Equation (5)). Thus we have

$$\begin{aligned}
& \widehat{Q}_t^{\text{OPP}}(x, a_m(a_t^*); \lambda_t^{\text{OPP}}(a_m(a_t^*))) - \widehat{Q}_t^{\text{OPP}}(x, \widehat{a}_t^{\text{OPP}}; \lambda_t^{\text{OPP}}(\widehat{a}_t^{\text{OPP}})) \\
& \leq \widehat{Q}_t^{\text{OPP}}(x, a_m(a_t^*); \lambda_t^{\text{OPP}}(a_m(a_t^*))) - \widehat{Q}_t^{\text{OPP}}(x, a_t^*; \lambda_t^{\text{OPP}}(a_t^*)), \\
& \implies \widehat{Q}_t^{\text{OPP}}(x, \widehat{a}_t^{\text{OPP}}; \lambda_t^{\text{OPP}}(\widehat{a}_t^{\text{OPP}})) \geq \widehat{Q}_t^{\text{OPP}}(x, a_t^*; \lambda_t^{\text{OPP}}(a_t^*)).
\end{aligned} \tag{10}$$

Recall that $J_3 = \sum_{t=1}^T \mathbb{E}^{\pi^*} \left[\widehat{Q}_t^{\text{OPP}}(x, a_t^*; \lambda_t^{\text{OPP}}(a_t^*)) - \widehat{Q}_t^{\text{OPP}}(x, \widehat{a}_t^{\text{OPP}}; \lambda_t^{\text{OPP}}(\widehat{a}_t^{\text{OPP}})) \right]$ for the opportunistic approach, which is non-positive according to Equation (10).

To summarize, we have so far shown that (i) $l_t(x, a) \geq 0$; (ii) and the term J_3 is non-positive. It now remains to upper bound $l_t(x, a)$, using the same technique in the proof of Lemma 2 in Section A.4 and Theorem 1 ,

$$l_t(x, a) \leq c[\widehat{\lambda}_t^U(a) - \widehat{\lambda}_t^L(a)].$$

It thus remains to upper bound $\widehat{\lambda}_t^U(a) - \widehat{\lambda}_t^L(a)$, and show that it is rate optimal, which can be analogously demonstrated using the method employed in the proof of Theorem 1. We omit the details to save the space. This completes the proof. \square

A.7 Details for Example 5

The estimated maximum regret for a_1 , a_2 , and a_3 are, respectively:

$$\begin{aligned}
& \max \left[a_2 \widehat{\lambda}^U(a_2) - a_1 \widehat{\lambda}^L(a_1), a_3 \widehat{\lambda}^U(a_3) - a_1 \widehat{\lambda}^L(a_1) \right], \\
& \max \left[a_1 \widehat{\lambda}^U(a_1) - a_2 \widehat{\lambda}^L(a_2), a_3 \widehat{\lambda}^U(a_3) - a_2 \widehat{\lambda}^L(a_2) \right], \\
& \text{and } \max \left[a_1 \widehat{\lambda}^U(a_1) - a_3 \widehat{\lambda}^L(a_3), a_2 \widehat{\lambda}^U(a_2) - a_3 \widehat{\lambda}^L(a_3) \right],
\end{aligned}$$

respectively.

If a_1 is unobserved, then $\widehat{\lambda}^U(a_1) = \widehat{\lambda}^u(a_2)$, and $\widehat{\lambda}^L(a_1) = \lambda_{\min}$. Then Equation (6) is equivalent

to

$$\begin{aligned}
& a_2 \widehat{\lambda}^u(a_2) > a_3 \widehat{\lambda}^u(a_3), \\
& a_1 \left[\widehat{\lambda}^u(a_2) + \lambda_{min} \right] \geq a_2 \left[\widehat{\lambda}^u(a_2) + \widehat{\lambda}^l(a_2) \right], \\
& \text{and } a_1 \left[\widehat{\lambda}^u(a_2) + \lambda_{min} \right] \geq a_2 \widehat{\lambda}^u(a_2) + a_3 \widehat{\lambda}^l(a_3).
\end{aligned}$$

One can easily check that, under the above three inequalities, the maximum regret for a_1 is the smallest, and hence is selected by the opportunistic approach.

Similarly, if a_2 is unobserved, then $\widehat{\lambda}^U(a_2) = \widehat{\lambda}^u(a_3)$, and $\widehat{\lambda}^L(a_2) = \lambda^L(a_1)$. Equation (7) is equivalent to

$$\begin{aligned}
& a_1 \widehat{\lambda}^u(a_1) > a_2 \widehat{\lambda}^u(a_3), \\
& a_2 \widehat{\lambda}^l(a_1) \geq a_3 \widehat{\lambda}^l(a_3), \\
& a_2 \left[\widehat{\lambda}^u(a_3) + \widehat{\lambda}^l(a_1) \right] \geq a_1 \left[\widehat{\lambda}^u(a_1) + \widehat{\lambda}^l(a_1) \right].
\end{aligned}$$

One can similarly show that under the above three inequalities, the maximum regret for a_2 is the smallest, and hence is selected by the opportunistic approach.

If a_3 is unobserved, then $\widehat{\lambda}^U(a_3) = \lambda_{max}$, and $\widehat{\lambda}^L(a_3) = \lambda^l(a_2)$. Equation (8) is equivalent to

$$\begin{aligned}
& a_1 \widehat{\lambda}^u(a_1) \leq a_2 \widehat{\lambda}^u(a_2) \leq a_3 \lambda_{max}, \\
& a_2 \left[\widehat{\lambda}^u(a_2) + \widehat{\lambda}^l(a_2) \right] \leq a_3 \left[\lambda_{max} + \widehat{\lambda}^l(a_2) \right], \\
& a_2 \widehat{\lambda}^u(a_2) + a_1 \widehat{\lambda}^l(a_1) \leq a_3 \left[\lambda_{max} + \widehat{\lambda}^l(a_2) \right].
\end{aligned}$$

One can similarly show that under the above three inequalities, the maximum regret for a_3 is the smallest, and hence is selected by the opportunistic approach. We omit the details to save space.