

Stellar Obliquity Excitation via Disk Dispersal-Driven Resonances in Binaries

YUBO SU¹ AND DONG LAI^{2,3}

¹*Department of Astrophysical Sciences, Princeton University, 4 Ivy Ln, Princeton, NJ 08544, USA*

²*Cornell Center for Astrophysics and Planetary Science, Department of Astronomy, Cornell University, Ithaca, NY 14853, USA*

³*Tsung-Dao Lee Institute, Shanghai Jiao Tong University, Shanghai 201210, China*

(Received XXXX; Revised YYYY; Accepted ZZZZ)

Submitted to ApJ

ABSTRACT

The stellar obliquity of a planetary system is often used to help constrain the system’s formation and evolution. One of the mechanisms to reorient the stellar spin involves a secular resonance crossing due to the dissipation of the protoplanetary disk when the system also has an inclined, distant (~ 300 AU) binary companion. This mechanism is likely to operate broadly due to the $\sim 50\%$ binary fraction of FGK dwarfs and can play an important role in setting the initial stellar obliquities prior to any dynamical evolution. In this work, we revisit this mechanism analytically for idealized, homologously evolving disk models and show that the resulting stellar obliquities are broadly distributed between 60° and 180° for most warm and cold planets. We further show that non-homologous disk dissipation, such as the development of a photoevaporatively-opened gap at ~ 2 AU, can help maintain orbital alignment of warm planets, in agreement with observations. Our results represent the proper primordial obliquities for planetary systems with distant binary companions. They also represent the obliquities of stars with no present-day binary companions if these companions are dynamically unbound during the birth cluster phase of evolution, a process that occurs on a comparable timescale as the disk-driven obliquity excitation.

Keywords: Exoplanet systems (484) — Protoplanetary disks (1300)

1. INTRODUCTION

In traditional theories of planet formation, the orbits of planets and the spins of their host stars are expected to be closely aligned, because they form out of the same protoplanetary disks (PPDs). This is motivated by the observed small 7° misalignment between the solar spin axis and the normal to the ecliptic (Beck & Giles 2005). Measurement of this misalignment angle in exoplanetary systems, known as the *stellar obliquity*¹ has become moderately widespread in the recent years using various techniques such as the Rossiter-McLaughlin effect (Rossiter 1924; McLaughlin 1924). Surprisingly, a substantial (though still minority) fraction of stellar obliquities are large, including tentative evidence for an excess near 90° (Albrecht et al. 2021, but see Dong & Foreman-

Mackey 2023; Siegel et al. 2023). The origin of these large misalignments is currently unknown, and a broad range of causes has been proposed (see Albrecht et al. 2022 for a good review). Distinguishing among these scenarios requires careful studies of various trends in the measured population.

Among the measured stellar obliquities (we will refer to these as just “obliquities”), a few notable clues help constrain the mechanisms responsible for misalignments. The most well-known trend is the strong dependence of obliquity on stellar temperature among hot Jupiter hosts: stars with surface temperatures below 6100 K have low obliquities, while their hotter counterparts have large obliquities (Winn et al. 2010). This is commonly attributed to dissipation of the tide raised on the star by the hot Jupiter, a process that is much more efficient in the deep convective envelopes present in stars cooler than ~ 6100 K (Albrecht et al. 2012; Lai 2012; Zanazzi et al. 2024). However, recent observations of lower-mass *Kepler* systems suggest preferential spin-orbit alignment below 6100 K as well (Louden et al. 2021, 2024); the tides raised by such low-mass planets are unlikely to be capable of realigning the stellar spin in standard tidal scenarios, as the alignment

Corresponding author: Yubo Su
E-mail: yubosu@princeton.edu

¹ Not to be confused with the “planetary obliquity” of a planet, the misalignment angle between a planet’s spin axis and its own orbit normal.

timescale is inversely proportional to the planet mass. This result is consistent with the general lack of correlation between spin-orbit misalignment and planet properties reported by [Albrecht et al. \(2021\)](#). While the evidence is certainly not yet conclusive, it motivates a closer look at mechanisms for producing spin-orbit misalignment that are largely independent of planetary mass. Many mechanisms fit this constraint; a few that we will not discuss include: magnetic torques ([Lai et al. 2011](#); [Foucart & Lai 2011](#); [Spalding & Batygin 2015, 2016](#)), stochastically-excited internal gravity waves ([Rogers et al. 2012](#); [Rogers et al. 2013](#)), stellar spin stochasticity at formation ([Bate et al. 2010](#); [Spalding et al. 2014](#); [Fielding et al. 2015](#)), and stellar flybys ([Batygin et al. 2020](#); [Rodet et al. 2021](#)).

The mechanism that is the focus of this paper was first proposed by [Batygin \(2012\)](#) and involves a star, its surrounding PPD, and a distant binary companion. During the subsequent dissipation of the PPD, the secular precession frequency of the stellar spin driven by disk and that of the disk driven by the binary become commensurate, and the resulting secular resonance crossing excites the obliquity to large values ([Batygin & Adams 2013](#); [Lai 2014](#); [Spalding & Batygin 2014](#); [Zanazzi & Lai 2018a,b](#); [Spalding & Millholland 2020](#); [Gerbig et al. 2024](#)). The result of this mechanism is a nontrivial distribution of the primordial obliquities. The properties of this distribution have ramifications for the predictions of subsequent secular evolution of the system, such as the von Zeipel-Lidov-Kozai migration of giant planets (e.g. [Vick et al. 2023](#)). Thus, a detailed characterization of the primordial obliquities is of great importance.

One attractive feature of this mechanism is that $\sim 50\%$ of FGK stars are in binaries (e.g. [Duquennoy & Mayor 1991](#); [Raghavan et al. 2010](#); [Tokovinin 2014](#)), with an increase towards more massive stars ([Offner et al. 2023](#)). Moreover, binarity statistics in young star-forming environments suggest that binaries may be more common at early stellar ages (e.g. in the Taurus star-forming region; [Kraus et al. 2011](#)) and may be rarer in dense star clusters (e.g. in the Orion Nebula Cluster; [Reipurth et al. 2007](#); [Duchêne et al. 2018](#)). Taken together, these statistics suggest that the present-day FGK binary fraction of 50% is likely to be an underestimate of their binarity at formation, which may decrease to its present-day value due to dynamical scattering. It is therefore imperative to account for this disk dissipation-driven resonant obliquity excitation mechanism, as it is likely to operate in a substantial fraction of planet-hosting systems.

In this paper, we revisit this disk dissipation-driven misalignment scenario. Our objectives are to provide a compact semi-analytical description of the resulting obliquity distribution in the simplest approximation (i.e. a homologously-dissipating rigid disk), then to explore some variations of this result under different initial conditions. In particular, we

study the effect of non-homologous disk evolution, in which photoevaporation opens a ~ 2 AU. We show that this non-homologous evolution changes the predicted obliquities for planets with semimajor axes $\lesssim 1$ AU compared to the models adopted in the literature. In particular, while the standard disk models result in a prediction of general misalignment for all but the closest Earth and Super Earth-mass planets (which is in disagreement with observation, e.g. [Winn et al. 2017](#); [Albrecht et al. 2022](#)), our model results in low primordial obliquities for warm planets $\lesssim 1$ AU (weakly dependent on uncertain disk physics) independent of planet mass.

In Section 2, we review the essential theoretical results for our analysis. In Section 3, we present a systematic exploration of the obliquity evolution when assuming a standard, homologously-dissipating disk. In Section 4, we study the effect of including photoevaporative gap opening in the disk evolution. We summarize and discuss in Section 5.

2. THEORETICAL BACKGROUND: PRECESSIONAL DYNAMICS OF A SINGLE, RIGID DISK

We first discuss some relevant theoretical results when the PPD is treated as a single, rigidly-precessing disk. Our approach is modelled after that of [Zanazzi & Lai \(2018a\)](#).

2.1. Equations of Motion

Our discussion here is expanded from what appears in [Vick et al. \(2023\)](#). We consider a protostellar system consisting of a primary star M_\star surrounded by a planet with mass m_p embedded in a dissipating protoplanetary disk with total mass M_d and an external binary companion with mass M_b . The star has radius R_\star , rotation rate Ω_\star , and spin angular momentum vector angular momentum $\mathbf{S} = S\hat{\mathbf{s}}$, with

$$S = k_\star M_\star R_\star^2 \Omega_\star, \quad (1)$$

where the normalized moment of inertia $k_\star \simeq 0.2$ for a fully convective star and $k_\star = 0.06$ for the Sun ([Yoder 1995](#)). The star has a rotation-induced quadrupole moment $J_2 M_\star R_\star^2$ with $J_2 = k_{q\star} \Omega_\star^2 R_\star^3 / (GM_\star)$. We assume that the disk has a surface density profile given by

$$\Sigma = \Sigma_{\text{in}} \frac{r_{\text{in}}}{r}, \quad (2)$$

which extends from r_{in} to r_{out} . Thus, the total disk mass is related to Σ_{in} by (assuming $r_{\text{out}} \gg r_{\text{in}}$)

$$M_d \simeq 2\pi \Sigma_{\text{in}} r_{\text{in}} r_{\text{out}}. \quad (3)$$

The disk angular momentum vector is $\mathbf{L}_d = L_d \hat{\mathbf{l}}_d$ with

$$L_d \simeq \frac{2}{3} M_d \sqrt{GM_\star r_{\text{out}}}. \quad (4)$$

The planet has a circular orbit with radius a_p . Throughout this paper, we assume that the planet's orbit axis $\hat{\mathbf{l}}_p$ is aligned

with the disk axis $\hat{\mathbf{I}}_d$, i.e. $\hat{\mathbf{I}}_p = \hat{\mathbf{I}}_d \equiv \hat{\mathbf{I}}$; the reason for this assumption is fully discussed in (Zanazzi & Lai 2018a). The binary companion M_b has an orbital radius a_b which is at least a few times larger than r_{out} . Since $L_b \gg L$ and S , we assume that $\hat{\mathbf{I}}_b$ remains fixed.

The system as described above has two dominant precessional effects: the mutual precession of the star and the planet & disk system, and the precession of the planet & disk system about the binary orbit (we ignore dissipation induced by warps propagating within the disk). The spin vector $\hat{\mathbf{s}}$ evolves as

$$\frac{d\hat{\mathbf{s}}}{dt} = -\omega_{\text{sl}}(\hat{\mathbf{I}} \cdot \hat{\mathbf{s}})(\hat{\mathbf{I}} \times \hat{\mathbf{s}}), \quad (5)$$

where ω_{sl} is a combination of the spin-planet and spin-disk precession frequencies:

$$\omega_{\text{sl}} \equiv \omega_{\text{sd}} + \omega_{\text{sp}}, \quad (6)$$

$$\begin{aligned} \omega_{\text{sp}} &= \frac{3k_{q\star}}{2k_{\star}} \left(\frac{m_p}{M_{\star}} \right) \left(\frac{R_{\star}}{a_p} \right)^3 \Omega_{\star} \\ &= \frac{2\pi}{1.8 \text{ Gyr}} \left(\frac{2k_{q\star}}{k_{\star}} \right) \left(\frac{m_p}{M_J} \right) \left(\frac{M_{\star}}{M_{\odot}} \right)^{-1} \\ &\quad \times \left(\frac{R_{\star}}{2R_{\odot}} \right)^{3/2} \left(\frac{a_p}{5 \text{ AU}} \right)^{-3} \left(\frac{P_{\star}}{3 \text{ day}} \right)^{-1}, \end{aligned} \quad (7)$$

$$\begin{aligned} \omega_{\text{sd}} &= \frac{3k_{q\star}}{2k_{\star}} \left(\frac{M_d}{M_{\star}} \right) \left(\frac{R_{\star}^3}{r_{\text{in}}^2 r_{\text{out}}} \right) \Omega_{\star} \\ &= \frac{2\pi}{10 \text{ kyr}} \left(\frac{2k_{q\star}}{k_{\star}} \right) \left(\frac{M_d}{0.1M_{\star}} \right) \left(\frac{r_{\text{in}}}{4R_{\star}} \right)^{-2} \\ &\quad \times \left(\frac{r_{\text{out}}}{50 \text{ AU}} \right)^{-1} \left(\frac{P_{\star}}{3 \text{ day}} \right)^{-1} \left(\frac{R_{\star}}{2R_{\odot}} \right)^{3/2}, \end{aligned} \quad (8)$$

where we've adopted a stellar radius that reflects the young age of the star and a rotation rate consistent with those of young stars in the Orion Complex (Kounkel et al. 2023), and the disk properties are broadly consistent with first-principles simulations of protostellar clump collapse (Lebreuilly et al. 2024) and truncation at the stellar magnetosphere (Lai et al. 2011; Bouvier et al. 2020).

The disk and planet experience gravitational torques from both the oblate star and the binary companion. We assume that the disk and planet remain strongly coupled at all times, as their mutual gravitational precession is very rapid (Zanazzi & Lai 2018a). The combined disk and planetary axis $\hat{\mathbf{I}}$ evolves according to

$$\frac{d\hat{\mathbf{I}}}{dt} = \omega_{\text{sl}} \frac{S}{L} (\hat{\mathbf{I}} \cdot \hat{\mathbf{s}}) (\hat{\mathbf{I}} \times \hat{\mathbf{s}}) - \omega_{\text{lb}} (\hat{\mathbf{I}} \cdot \hat{\mathbf{I}}_b) (\hat{\mathbf{I}} \times \hat{\mathbf{I}}_b), \quad (9)$$

where ω_{lb} is a combination of the planet-binary and disk-binary precession:

$$\omega_{\text{lb}} \equiv \omega_{\text{db}} \frac{L_d}{L} + \omega_{\text{pb}} \frac{L_p}{L}, \quad (10)$$

$$\begin{aligned} \omega_{\text{db}} &= \frac{3M_b}{8M_{\star}} \left(\frac{r_{\text{out}}}{a_b} \right)^3 n_{\text{out}} \\ &= \frac{2\pi}{0.2 \text{ Myr}} \left(\frac{M_b}{M_{\star}} \right) \left(\frac{M_{\star}}{M_{\odot}} \right)^{1/2} \left(\frac{r_{\text{out}}}{50 \text{ AU}} \right)^{3/2} \left(\frac{a_b}{300 \text{ AU}} \right)^{-3}, \end{aligned} \quad (11)$$

$$\begin{aligned} \omega_{\text{pb}} &= \frac{3M_b}{4M_{\star}} \left(\frac{a_p}{a_b} \right)^3 n_p \\ &= \frac{2\pi}{3.2 \text{ Myr}} \left(\frac{M_b}{M_{\star}} \right) \left(\frac{M_{\star}}{M_{\odot}} \right)^{1/2} \left(\frac{a_p}{5 \text{ AU}} \right)^{3/2} \left(\frac{a_b}{300 \text{ AU}} \right)^{-3}, \end{aligned} \quad (12)$$

and $L \equiv L_p + L_d$ is the total angular momentum of the combined disk and planet. The angular momentum ratios are:

$$\begin{aligned} \frac{S}{L_p} &= \frac{k_{\star} M_{\star} R_{\star}^2 \Omega_{\star}}{m_p \sqrt{G M_{\star} a_p}} \\ &= 0.5 \left(\frac{M_{\star}}{M_{\odot}} \right)^{1/2} \left(\frac{k_{\star}}{0.1} \right) \left(\frac{R_{\star}}{2R_{\odot}} \right)^2 \left(\frac{P_{\star}}{3 \text{ day}} \right)^{-1} \\ &\quad \times \left(\frac{m_p}{M_J} \right)^{-1} \left(\frac{a_p}{5 \text{ AU}} \right)^{-1/2}, \end{aligned} \quad (13)$$

$$\begin{aligned} \frac{S}{L_d} &= \frac{k_{\star} M_{\star} R_{\star}^2 \Omega_{\star}}{(2/3) M_d \sqrt{G M_{\star} r_{\text{out}}}} \\ &= 2.2 \times 10^{-3} \left(\frac{M_{\star}}{M_{\odot}} \right)^{1/2} \left(\frac{k_{\star}}{0.1} \right) \left(\frac{R_{\star}}{2R_{\odot}} \right)^2 \left(\frac{P_{\star}}{3 \text{ day}} \right)^{-1} \\ &\quad \times \left(\frac{M_d}{0.1M_{\star}} \right)^{-1} \left(\frac{r_{\text{out}}}{50 \text{ AU}} \right)^{-1/2}. \end{aligned} \quad (14)$$

For the fiducial parameters, the breakup rotation rate of the star is $\sqrt{GM_{\star}/R_{\star}^3} = 2\pi/(0.33 \text{ days})$. Eq. (10) differs slightly from Eq. (69) of Zanazzi & Lai (2018a) (which assumes $L_d \gg L_p$) and describes the combined precession of a planet-disk system slightly more accurately.

For convenience, we define the three mutual misalignment angles

$$\cos \theta_{\text{lb}} \equiv \hat{\mathbf{I}}_b \cdot \hat{\mathbf{I}} \quad \cos \theta_{\text{sl}} \equiv \hat{\mathbf{s}} \cdot \hat{\mathbf{I}} \quad \cos \theta_{\text{sb}} \equiv \hat{\mathbf{s}} \cdot \hat{\mathbf{I}}_b. \quad (15)$$

Together, these three angles completely define the relative orientations of the three vectors.

2.2. $S \ll L$ Equilibria: Colombo's Top and Cassini States

If $S \ll L$ at all times, then the system as described by Eqs. (5) and (9) reduces to the well-studied ‘‘Colombo’s Top’’ system (Colombo 1966; Peale 1969, 1974; Henrard & Murigande 1987; Ward & Hamilton 2004; Su & Lai 2020; Su & Lai

2022a,b). We briefly recap the properties of this system and our notations below; see Su & Lai (2020) for a more thorough discussion.

Colombo’s Top admits solutions such that $\hat{\mathbf{s}}$ and $\hat{\mathbf{I}}$ precess in a way such that $\hat{\mathbf{s}}$, $\hat{\mathbf{I}}$, and $\hat{\mathbf{I}}_b$ remain coplanar. When the system satisfies this condition, $\hat{\mathbf{s}}$ is said to be in one of the ‘‘Cassini States’’ (CSs). We follow Su & Lai (2020) and define the dimensionless parameter

$$\eta \equiv \frac{\omega_{lb}}{\omega_{sl}} \cos \theta_{lb}. \quad (16)$$

Note that θ_{lb} is constant when $S \ll L$ (Eq. 9). There are two CSs for $\eta > \eta_c$ and four for $\eta < \eta_c$ where (Ward & Hamilton 2004)

$$\eta_c = \left(\sin^{2/3} \theta_{lb} + \cos^{2/3} \theta_{lb} \right)^{3/2}. \quad (17)$$

To describe the phase space over which $\hat{\mathbf{s}}$ evolves, we transform into the non-inertial reference frame corotating with $\hat{\mathbf{I}}$ about $\hat{\mathbf{I}}_b$ such that both $\hat{\mathbf{I}}$ and $\hat{\mathbf{I}}_b$ are fixed. We then adopt the spherical coordinate system where $\hat{\mathbf{z}}$ axis is aligned with $\hat{\mathbf{I}}$, the polar angle is $\theta_{sl} \in [0, 180^\circ]$, and the azimuthal angle ϕ_{sl} is defined relative to the $\hat{\mathbf{I}}-\hat{\mathbf{I}}_b$ plane such that $\phi_{sl} = 0$ corresponds to $\hat{\mathbf{s}}$ and $\hat{\mathbf{I}}_b$ being on opposite sides of $\hat{\mathbf{I}}$. Note that $(\cos \theta_{sl}, \phi_{sl})$ form a canonically conjugate pair of variables, and the equations of motion can be derived from the Hamiltonian

$$H = -\frac{\omega_{sl}}{2} \cos^2 \theta_{sl} + \omega_{lb} \cos \theta_{lb} \times (\cos \theta_{sl} \cos \theta_{lb} - \sin \theta_{lb} \sin \theta_{sl} \cos \phi_{sl}). \quad (18)$$

The phase portrait for the Colombo’s Top dynamics in these coordinates is shown in Fig. 1.

In these coordinates, θ_{sl} for every CS satisfies the following relation (Peale 1969; Ward 1975)

$$\sin \theta_{sl} \cos \theta_{sl} - \eta \sin(\theta_{sl} \pm \theta_{lb}) = 0. \quad (19)$$

In this expression, the positive sign is taken for $\phi_{sl} = 0$ (CSs 1, 3, 4), and the negative sign is taken for $\phi_{sl} = \pi$ (CS2).

In Fig. 1, the panels where $\eta \leq \eta_c$ contain a *separatrix*—the boundary across which ϕ_{sl} changes from librating to circulating—denoted as the thick black line. While the phase space area enclosed by the separatrix can be expressed in closed form for all $\eta \leq \eta_c$ (Ward & Hamilton 2004), it simplifies for $\eta = \eta_c$ to:

$$A_{\text{sep,c}} = 4\pi \left[1 - \left(1 + \tan^{2/3} \theta_{lb} \right)^{-3/2} \right]. \quad (20)$$

When a system is initially in CS1 and η increases to be $> \eta_c$, the system will transition to a trajectory enclosing phase space area $A_{\text{sep,c}}$. An example of such a trajectory is depicted by the black dashed line (shaded) in the lower-right panel of Fig. 1.

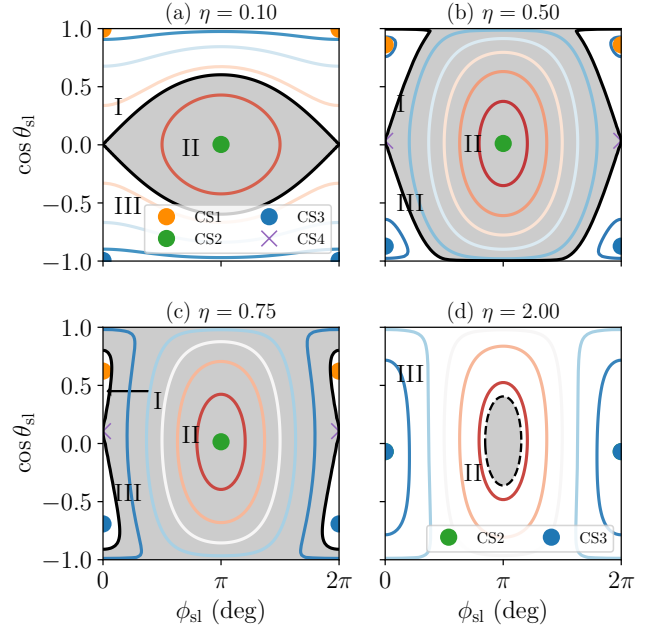


Figure 1. Phase portrait of the stellar spin dynamics when $S/L \ll 1$ for a few values of η (Eq. 16). Here, we have taken $\theta_{lb} = 5^\circ$, for which $\eta_c \approx 0.77$. The contours depict level curves of the conserved Hamiltonian given by Eq. (18), which are also the trajectories along which the spin evolves. Note that we have labelled as colored dots the four Cassini States for $\eta < \eta_c$ and the two for $\eta > \eta_c$ (lower right panel). In these first three panels, the boundary of the shaded region is the *separatrix*, which divides phase space into the three labeled regions I/II/III. In the lower right panel, there is no separatrix, but the dashed line encloses the same area as the separatrix encloses when $\eta = \eta_c$ (given by Eq. 20).

2.3. Equilibria for Comparable S and L

The case when S/L is non-negligible (but both S and L are still $\ll L_b$) has been studied less than Colombo’s Top, though excellent works have discussed this regime (e.g. Goldreich 1966; Correia 2015). We follow the treatment given in Anderson & Lai (2018), where we combine Eqs. (5) and (9) and obtain a general condition for CS-like equilibria

$$\frac{d}{dt} \left[\hat{\mathbf{s}} \cdot (\hat{\mathbf{I}} \times \hat{\mathbf{I}}_b) \right] = 0. \quad (21)$$

This can be reduced to the algebraic form

$$\cos \theta_{sl} \sin \theta_{sl} \sin \theta_{lb} - \left(\frac{S}{L} \cos \theta_{sl} \sin \theta_{sl} + \eta \sin \theta_{lb} \right) \sin(\theta_{sl} \pm \theta_{lb}) = 0. \quad (22)$$

Here, again, the positive sign corresponds to $\phi_{sl} = 0$. Note that this reduces to Eq. (19) for $S = 0$. This equation can be obtained by evaluating Equation (19) of Anderson & Lai (2018) when their $L_1 \ll L_p$ ($L \ll L_b$ in our notation). The locations of all equilibria for a few characteristic S/L are shown in Fig. 2 (c.f. Fig 6 of Anderson & Lai 2018).

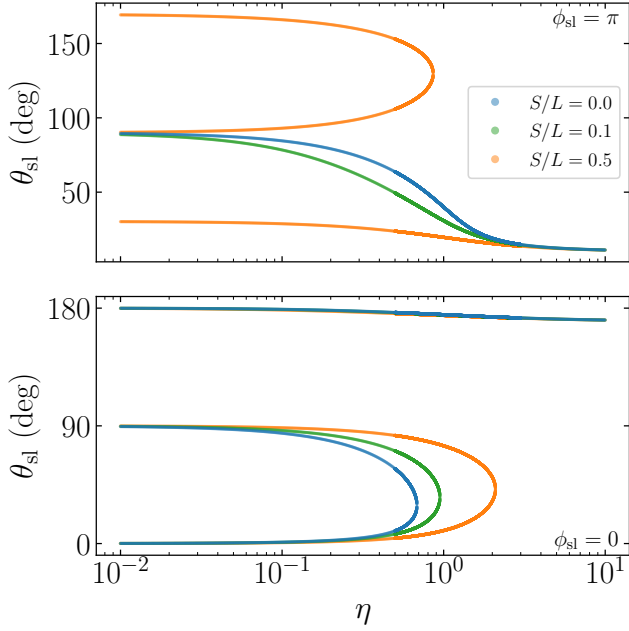


Figure 2. Cassini State-like equilibria for $\theta_{\text{lb}} = 10^\circ$, obtained by solving Eq. 22 for the labeled values of S/L . The top panel shows the equilibria for $\phi_{\text{sl}} = \pi$ (including CS2 for $S = L = 0$) and the bottom panel shows the equilibria for $\phi_{\text{sl}} = 0$ (including CSs 1, 3, and 4 for $S/L = 0$). With increasing S/L , the classical four CSs are slightly modified while new equilibria appear (see also Anderson & Lai 2018).

3. SINGLE DISK: DYNAMICS DURING DISK DISSIPATION

In the previous section, we have reviewed the precessional dynamics of the star-planet-disk-binary system when the precession frequencies are fixed. In this section, we will study the evolution of the system as the disk dissipates.

3.1. Obliquity Excitation

We assume that the disk dissipates homologously, with its total mass evolving as:

$$M_{\text{d}}(t) = 0.1 M_{\star} e^{-t/\tau_{\text{d}}}. \quad (23)$$

A typical value for the disk e-folding time is $\tau_{\text{d}} \sim \text{Myr}$ (Bertout et al. 2007; Galli et al. 2015). Eq. (23), in conjunction with Eqs. (5) and (9), fully describe the evolution of the combined star-planet-disk-binary system as the disk dissipates.

In Fig. 3, we show an example of how a system evolves in terms of the misalignment angles of the system (Eq. 15). Obliquity excitation can be seen by the growth of θ_{sl} (red) from zero to large values. The second panel depicts the initial libration of ϕ_{sl} until resonant obliquity excitation; libration is denoted in all panels by the grey shaded regions. This corresponds with the moment when η increases beyond η_{c}

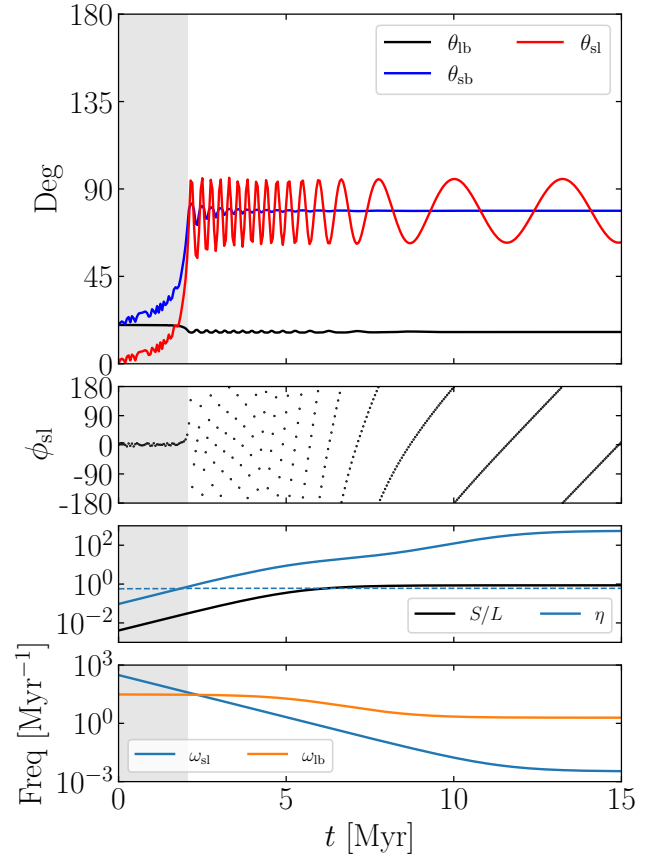


Figure 3. Example of the obliquity excitation process obtained by integrating Eqs. (5), (9), and (23). In the first panel, we show the evolution of the mutual misalignment angles (Eq. 15). Obliquity excitation can be seen in the growth of θ_{sl} (red) from near zero to large values by the end of the integration. In the second panel, we show the angle ϕ_{sl} , which librates when the system is in a CS (librating times are shaded grey). In the third panel, we show S/L , the ratio of the stellar spin angular momentum to the combined disk-planet orbital angular momentum, and η (Eq. 16). The value of η_{c} (Eq. 17) is shown as the blue dashed line. In the last panel, we show the evolution of the precession frequencies ω_{sl} (Eq. 6) and ω_{lb} (Eq. 10).

(third panel); note that η_{c} is not exactly constant due to the slight evolution of θ_{lb} .

3.2. Solution for $S \ll L$

To begin understanding the dynamics of the system, we first consider the limit where $S \ll L$, and the dynamics reduces to Colombo's Top (Section 2.2). We describe the evolution of the system in terms of the two misalignment angles θ_{sb} and θ_{sl} ; note that θ_{lb} is constant when $S \ll L$ (Eq. 9). For our analytical results, we further assume that the disk dissipation is adiabatic—i.e. that τ_{d} is much longer than all precessional timescales in the system. For initial conditions, we take the initial stellar spin and disk axes to be aligned such that the initial $\theta_{\text{sl},i} = 0$. This is the expected configuration

at star formation, though there may be additional physical mechanisms that induce early spin-disk misalignment (e.g. accretion misalignment, magnetic warping; see [Albrecht et al. 2022](#) for a review).

Then, as the disk dissipates, η increases from its initial value

$$\begin{aligned} \eta_i &\approx \frac{\omega_{\text{db}}}{\omega_{\text{sd}}} \cos \theta_{\text{lb}} \\ &= 0.09 \left(\frac{k_\star}{4k_{\text{q}\star}} \right) \left(\frac{r_{\text{out}}}{50 \text{ AU}} \right)^{5/2} \left(\frac{r_{\text{in}}}{4R_\star} \right)^2 \left(\frac{R_\star}{2R_\odot} \right)^{-3} \\ &\quad \times \left(\frac{a_{\text{b}}}{300 \text{ AU}} \right)^{-3} \left(\frac{M_{\text{d}}}{0.1M_\odot} \right)^{-1} \left(\frac{P_\star}{3 \text{ day}} \right) \cos \theta_{\text{lb}}, \end{aligned} \quad (24)$$

to its final value

$$\begin{aligned} \eta_f &\approx \frac{\omega_{\text{pb}}}{\omega_{\text{sp}}} \cos \theta_{\text{lb}} \\ &= 1000 \left(\frac{k_\star}{4k_{\text{q}\star}} \right) \left(\frac{m_\star}{M_\odot} \right)^{1/2} \left(\frac{m_{\text{p}}}{M_{\text{J}}} \right)^{-1} \left(\frac{a_{\text{p}}}{5 \text{ AU}} \right)^{9/2} \\ &\quad \times \left(\frac{a_{\text{b}}}{300 \text{ AU}} \right)^{-3} \left(\frac{2R_\star}{R_\odot} \right)^{-3} \left(\frac{P_\star}{3 \text{ day}} \right) \cos \theta_{\text{lb}}. \end{aligned} \quad (25)$$

We have assumed an equal-mass binary companion $M_{\text{b}} = M_\star$.

The basic features of the fiducial evolution in Fig. 3 can be understood by a simple analysis of the phase space evolution, see Fig. 1:

- Since $\theta_{\text{sl},i} = 0$, the system occupies CS1 initially, and ϕ_{sl} librates.
- Then, as η increases, the system remains in CS1 until $\eta = \eta_{\text{c}}$, at which point CS1 and CS4 disappear via a saddle-node bifurcation, and the system exits the CS; this also corresponds to the onset of circulation in ϕ_{sl} . From this point forward, \hat{s} begins to precess about CS2, enclosing the phase space area given by Eq. (20).

Since the dynamics are symmetric under the reflection $\hat{\mathbf{I}}_{\text{p}} \rightarrow -\hat{\mathbf{I}}_{\text{p}}$, Eq. (20) is also accurate for $\theta_{\text{lb}} > 90^\circ$.

- As η continues to increase, the enclosed phase space area is an adiabatic invariant. For large η , CS2 is aligned with $\hat{\mathbf{I}}_{\text{b}}$ (Fig. 2), and the spin simply precesses about it with constant $\theta_{\text{sb}} = \theta_{\text{sb},f}$.

Equating the enclosed phase space area at this time with Eq. (20), we obtain [cf. Eq. (16) of [Ward & Hamilton 2004](#)],

$$\cos \theta_{\text{sb},f} = \begin{cases} \frac{2}{(1+\tan^{2/3} \theta_{\text{lb}})^{3/2}} - 1 & \theta_{\text{lb}} < 90^\circ, \\ 1 - \frac{2}{(1+\tan^{2/3}(180^\circ - \theta_{\text{lb}}))^{3/2}} & \theta_{\text{lb}} > 90^\circ. \end{cases} \quad (26)$$

Since θ_{lb} is constant in the $S \ll L$ limit, we can also solve for the range of $\theta_{\text{sl},f}$ by simple geometry: it can vary within

the bounds ([Spalding & Batygin 2014](#); [Anderson & Lai 2018](#))

$$\begin{aligned} \theta_{\text{sl},f} &\geq |\theta_{\text{lb}} - \theta_{\text{sb},f}| \\ \theta_{\text{sl},f} &\leq \min(\theta_{\text{lb}} + \theta_{\text{sb},f}, 360^\circ - (\theta_{\text{lb}} + \theta_{\text{sb},f})). \end{aligned} \quad (27)$$

In fact, $\theta_{\text{sl},f}$ spans this full range as \hat{s} precesses about $\hat{\mathbf{I}}_{\text{b}}$.

In Fig. 4, we compare the distributions obtained via Eqs. (26) and (27) [black dashed lines] to the values obtained via full numerical integrations of Eqs. (5) and (9) evaluated at $t = 10\tau_{\text{d}} = 10 \text{ Myr}$ (red lines) for 2000 values of θ_{lb} . Satisfactory agreement is obtained for much of the parameter space, but notable disagreement is obtained when $\theta_{\text{lb},i}$ is near 0° , 90° , or 180° . Nevertheless, the key features of the dynamics (e.g. the broadly retrograde distribution of $\theta_{\text{sl},f}$ in the bottom panel of Fig. 4) are reproduced. In the next subsection, we expand the model slightly and obtain improved agreement for all $\theta_{\text{lb},i}$.

3.3. Comparable S and L : Angular Momentum Budget

The results of the previous subsection is not exact: as the disk dissipates, the total L decreases, and the system goes from the disk-dominated regime where $S \ll L \approx L_{\text{d}}$ to the planet-dominated regime where $S \sim L \approx L_{\text{p}}$ (see values in Section 2.1). In this case, θ_{lb} is no longer constant as the disk dissipates, and the final configuration of the system is defined by the two angles $\theta_{\text{lb}}, \theta_{\text{sb}}$. To be precise, we wish to understand the final values $\theta_{\text{lb},f}$ and $\theta_{\text{sb},f}$ as a function of the initial values $\theta_{\text{lb},i}$ and $\theta_{\text{sl},i}$ (θ_{sb} is rapidly varying at early times).

The primary difficulty in understanding these dynamics lies in the coupled evolution of S/L and θ_{lb} . To circumvent this difficulty, we propose the following approximation. Note that the phase space structure is largely insensitive to the specific value of η if either $\eta \gg \eta_{\text{c}}$ or $\eta \ll \eta_{\text{c}}$, while it is sensitively dependent on η when $\eta \sim \eta_{\text{c}}$. Motivated by this observation, we assume to leading order that the variation in L is small during the short interval where $\eta \sim \eta_{\text{c}}$. Under this approximation, the conservation of angular momentum along $\hat{\mathbf{I}}_{\text{p}}$ requires that the final and initial spin orientations be related as:

$$S_{\text{c}} \cos \theta_{\text{sb},i} + L_{\text{c}} \cos \theta_{\text{lb},i} \approx S_{\text{c}} \cos \theta_{\text{sb},f} + L_{\text{c}} \cos \theta_{\text{lb},f}. \quad (28)$$

Here, the c subscript denotes that S and L are to be evaluated where $\eta = \eta_{\text{c}}$. Under the assumption of initial spin-disk alignment ($\theta_{\text{sb},i} = \theta_{\text{lb},i}$), we can simplify Eq. (28) to obtain

$$\cos \theta_{\text{lb},f} - \cos \theta_{\text{lb},i} = \left(\frac{S}{L} \right)_{\text{c}} [\cos \theta_{\text{lb},i} - \cos \theta_{\text{sb},f}]. \quad (29)$$

Now, if $(S/L)_{\text{c}}$ is sufficiently small, we can solve Eq. (29) perturbatively: we can compute $\theta_{\text{sb},f}$ using Eq. (26) (which is exact for $S = 0$), then use Eq. (29) to obtain the corresponding $\theta_{\text{lb},f}$. This procedure requires computing η_{c} , the value of η

at which the number of CSs changes. In general, η_c depends on S/L (see Fig. 2), but the simple closed form solution $\eta_c \approx (\eta_c)_{S=0}$ (Eq. 16) is adequate for our leading-order perturbative analysis.

The improved accuracy of this treatment to the $S \ll L$ solution presented in Section 2.2 can be seen in the solid blue lines in Fig. 4. A noticeable improvement is obtained, and the largest remaining inaccuracy lies in the values of $\theta_{sb,f}$ near $\theta_{lb,i} \approx 90^\circ$. This range of angles corresponds to the regime where the $S \approx L$ corrections are largest, and our approximate perturbative treatment is no longer accurate.

While Eq. (29) has no general closed-form solution, it can be solved in a few limiting cases. We restrict our attention to $\theta_{lb,i} < 90^\circ$ (the symmetry of the problem yield straightforward extensions to all $\theta_{lb,i}$ values), then:

(i) When $\theta_{lb,i} \sim 90^\circ$, then $\cos \theta_{sb,f} \approx -1$, and we obtain

$$(S/L)_c + \cos \theta_{lb,i} = \cos \theta_{lb,f}. \quad (30)$$

However, when $\cos \theta_{lb}$ is small, the orbital precession is much slower, and the disk must dissipate for a longer time before $\eta = \eta_c$ is reached; this shows that $(S/L)_c$ depends on the angle θ_{lb} . To proceed, it is easiest to define

$$\begin{aligned} \left(\frac{S}{L}\right)_{c0} &\equiv \left(\frac{S}{L}\right)_c \cos \theta_{lb,c} \\ &\approx \frac{1}{24} \left(\frac{M_\star}{M_b}\right) \left(\frac{r_{\text{out}}}{50 \text{ AU}}\right)^{-3} \left(\frac{r_{\text{in}}}{8 R_\odot}\right)^{-2} \left(\frac{a_b}{300 \text{ AU}}\right)^3, \end{aligned} \quad (31)$$

i.e. $(S/L)_{c0}$ is the value of S/L evaluated for $\eta = \eta_c$ and $\theta_{lb,c} = 0$; note that we have only included the disk and binary dependencies in Eq. (31) for brevity. Then, if we approximate that $\theta_{lb,c} \approx \theta_{lb,f}$ and $\cos^2 \theta_{lb,i} \lesssim (S/L)_{c0}$, Eq. (30) can be solved to give

$$\cos \theta_{lb,f} \approx \pm \sqrt{(S/L)_{c0}}, \quad (32)$$

where the sign is set by the sign of $\cos \theta_{lb,i}$. Since Eq. (32) gives the minimum $\cos \theta_{lb,f}$, we see that values of $\theta_{lb,f}$ near 90° cannot be obtained, an effect that was identified in Vick et al. (2023) and can be seen in the middle panel of Fig. 4.

(ii) When instead $\theta_{lb,i} \ll 1$, $\theta_{sb,f} \leq 90^\circ$, and we can simplify Eq. (29) to obtain:

$$\left(\frac{S}{L}\right)_c + \cos \theta_{lb,i} = \cos \theta_{lb,f} \leq 1 \quad (33)$$

which gives

$$\theta_{lb,i} \gtrsim \sqrt{2(S/L)_c}. \quad (34)$$

If $\theta_{lb,i}$ is below this bound, then the disk does not have sufficient angular momentum to tilt the star, and $\theta_{lb,f}$ will be significantly lower than $\theta_{lb,i}$, even nearing 0, as can be seen

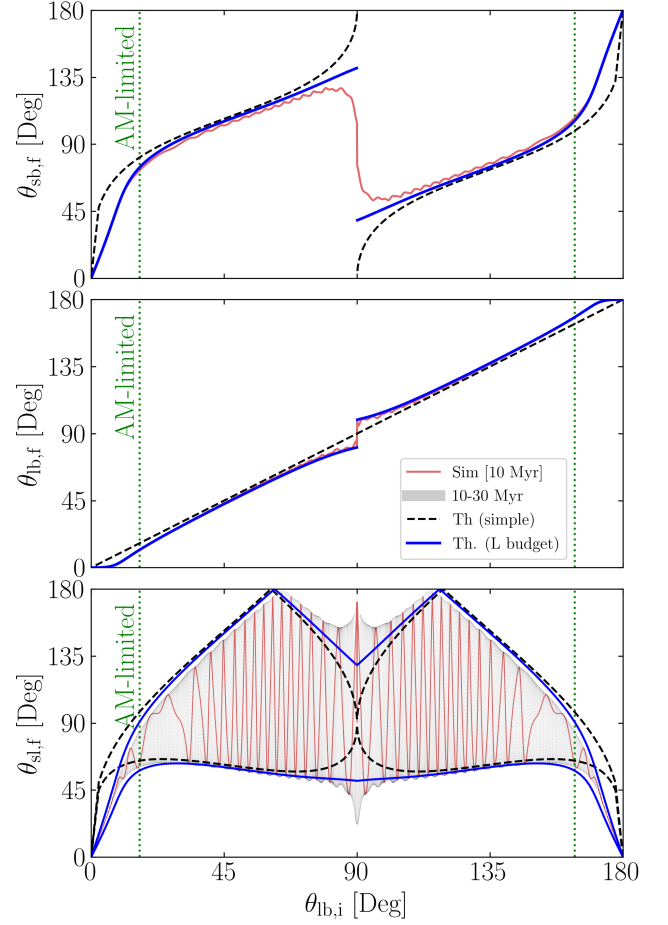


Figure 4. The final misalignment angles $\theta_{sb,f}$, $\theta_{lb,f}$, and $\theta_{sl,f}$ (Eqs. 15) after the protoplanetary disk has dissipated (evaluated at 10 Myr) for 2000 values of the initial disk-binary misalignment angle $\theta_{lb,i}$. The spin and disk are initially aligned ($\theta_{sl,i} = 0$). We use a disk dissipation timescale of $\tau_d = 1$ Myr. In all three panels, the black dashed line represents the $S \ll L$ analytical expressions given by Eqs. (26) and (27), while the more accurate blue solid line represents the combination of Eqs. (29) and (27) (as discussed in Section 3.3). These two expressions primarily differ when the disk does not have sufficient angular momentum to tilt the stellar spin, noted by the green vertical dashed lines in all panels (Eq. 34). In the bottom panel, the grey shaded region denotes the range of oscillation of the obliquity over 10–30 Myr. Note that the small fluctuations in all three panels for nearby values of $\theta_{lb,i}$ are due to the nonadiabatic effect of a finite τ_d .

in the middle panel of Fig. 4; the resulting changes to the obliquity and $\theta_{sb,f}$ distributions are a consequence of this, as shown by the green vertical dashed lines in all three panels.

Note that the value of $(S/L)_c$ in Eq. (34) is $\approx (S/L)_{c0}$ as defined in Eq. (31), since $\cos \theta_{lb,i} \approx 1$ here. Thus, Eq. (31) gives the critical scale of the corrections to the simple $S/L = 0$ result (Section 2.2) in all discrepant regions.

(iii) Finally, if $\theta_{lb,i}$ in neither of these two regimes, $\theta_{lb,f} \approx \theta_{lb,i}$ and the solution is close to the $S = 0$ solution.

3.4. Final Obliquity Distribution

Using the above results, we can infer the distribution of present-day misalignment angles. We must make an assumption about the initial distribution of disk-binary misalignment angles ($\theta_{\text{lb},i}$), and we will initially assume an isotropic distribution (uniform in $\cos \theta_{\text{lb},i}$). Since θ_{sb} and θ_{lb} are approximately constant at late times, their distributions can be straightforwardly obtained via numerical quadrature of the semi-analytical results of the previous section, both in the $S \ll L$ limit (Section 3.2) and in the $S \sim L$ case (Section 3.3).

However, after the disk has fully dissipated, the stellar spin precesses approximately uniformly about the $\hat{\mathbf{l}}_{\text{b}}$ axis, implying that the obliquity is not constant. Instead, $\cos \theta_{\text{sl}}$ varies sinusoidally in time over its geometrically-permitted range (Eq. 27). It is straightforward to show that the probability density function of $\cos \theta_{\text{sl}}$ observed at a random time is

$$f(x \equiv \cos \theta_{\text{sl}} | \cos \theta_{\text{lb},i}) \propto \frac{1}{\sqrt{(x_{\text{max}} - x)(x - x_{\text{min}})}}. \quad (35)$$

Using this, we can also compute via numerical quadrature the distribution $f(\theta_{\text{sl},f})$. The distributions of the three angles, and comparisons to the theoretical results, can be found in Fig. 5.

However, there is evidence for preferential alignment of planetary systems and their binary companions for $a_{\text{b}} \lesssim 500$ AU, suggesting that $\theta_{\text{lb},i}$ may not be isotropically distributed (first pointed out by Dupuy et al. 2022; Christian et al. 2022). To account for this possible preference, we also explore the distributions of these angles by assuming that $\theta_{\text{lb},i}$ is drawn from the distribution

$$f(\cos \theta_{\text{lb},i}) = \begin{cases} 2 \cos \theta_{\text{lb},i} & \theta_{\text{lb},i} < 90^\circ, \\ 0 & \theta_{\text{lb},i} > 90^\circ. \end{cases} \quad (36)$$

which is a mildly prograde distribution; these are shown in the grey histograms of Fig. 5. It can be seen that, while the distributions of the other angles are affected, the final obliquity distribution (bottom panel) is not significantly changed.

3.5. Physical Parameter Space of Obliquity Excitation

We next explore the regions of physical parameter space where our analytical and semi-analytical results above may be expected to be accurate. Despite the numerous free parameters of the problem describing the properties of the planet, disk, and binary, the essential features of the problem simply require that the system evolve adiabatically from $\eta_i > \eta_c \sim 1$ to $\eta_f < \eta_c \sim 1$ (Eqs. 17, 24, 25). The adiabaticity constraint simply requires

$$[\omega_{\text{lb}}]_{\eta=1} \tau_{\text{d}} \gg 1. \quad (37)$$

In Fig. 6, we show the regions of parameter space satisfying these constraints. In agreement with Zanazzi & Lai (2018a),

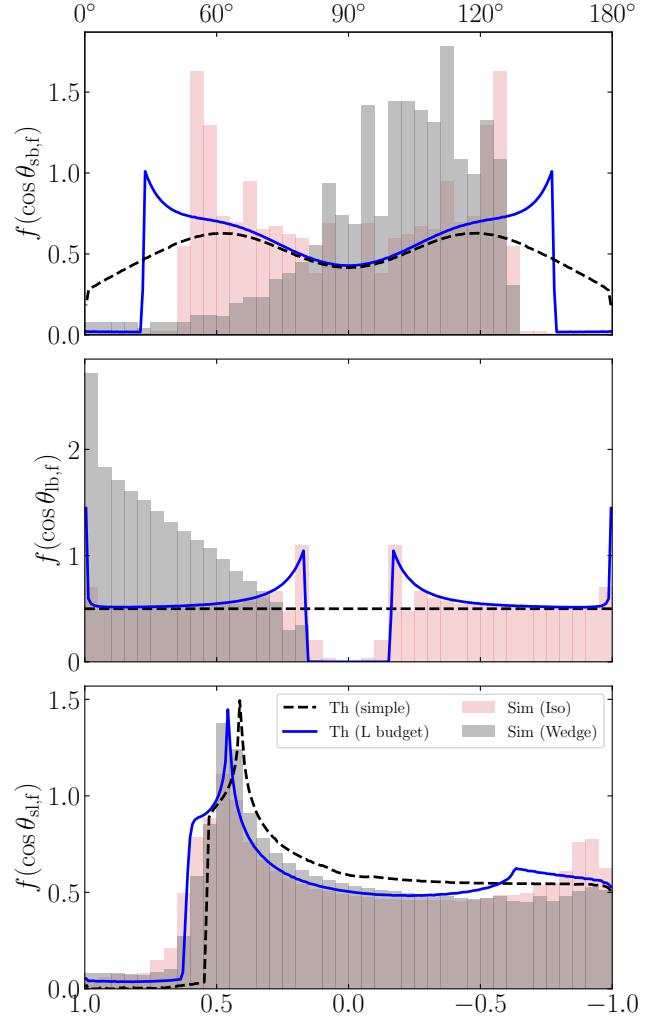


Figure 5. The distributions f of the final $\cos \theta_{\text{sb}}$, $\cos \theta_{\text{lb}}$, and $\cos \theta_{\text{sl}}$ (the obliquity). The red histograms are taken from the numerical integrations shown in Fig. 4, the black dashed lines illustrate the theoretical prediction in the limit $S \ll L$ (Section 3.2), and the blue solid lines illustrate the theoretical predictions with the finite S/L corrections (Section 3.3). While all three of these results are given under the assumption of initially isotropic disk-binary orientation (uniform distribution of $\cos \theta_{\text{lb},i}$), the grey histograms illustrate the numerical distributions when assuming a mildly prograde distribution of $\theta_{\text{lb},i}$ (Eq. 36).

we find that no obliquity is excited for a Jupiter-mass planet with $a_{\text{p}} \lesssim 0.25$ AU if $a_{\text{b}} = 300$ AU, because η remains below 1 throughout the system evolution. For the same reason, no obliquity is excited for an Earth-mass planet with $a_{\text{p}} \lesssim 0.03$ AU.

3.6. Double Resonance Crossing

Here, we comment on a small but interesting parameter regime. In Fig. 6, the green region in the top panel highlights a second possibility for the evolution of the system: the evolution of η can be non-monotonic, and η can reach a

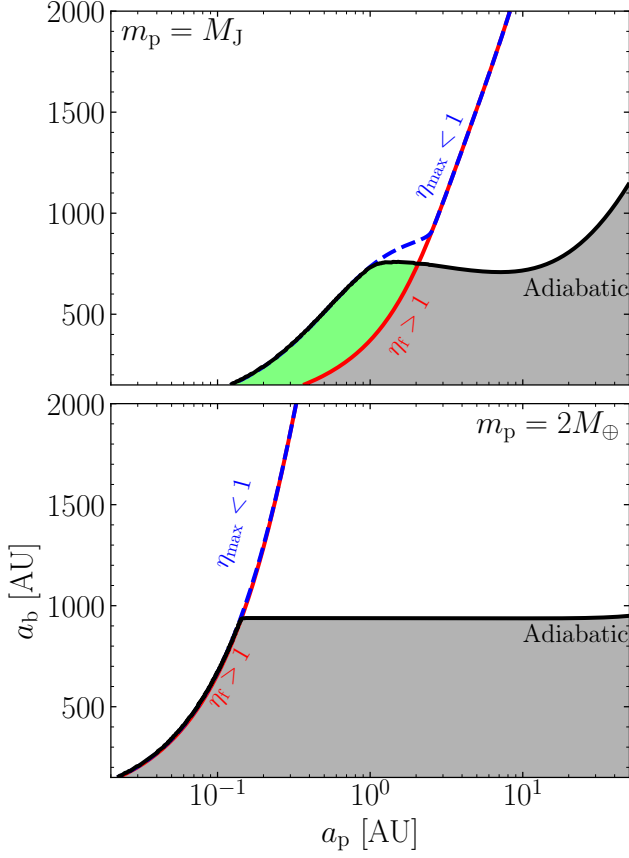


Figure 6. Parameter space that are relevant for the resonant obliquity excitation, which requires that the ratio η (Eq. 16) cross 1 adiabatically, for a Jupiter-mass planet (top) and a $2M_{\oplus}$ planet (bottom). The red lines denote $\eta_f = 1$, and the black line denotes the adiabaticity constraint (Eq. 37); note that $\eta_i < 1$ for the entire parameter space shown. The grey shaded regions are where obliquity excitation following the results of Section 3.3 are expected. The green shaded region in the top panel corresponds to a regime where resonance crossing occurs even though $\eta_i < 1$ and $\eta_f < 1$ (see Section 3.6). The parameters held fixed are: $M_{d,i} = 0.1M_{\odot}$, $M_{\star} = M_b = M_{\odot}$, $r_{in} = 4R_{\star} = 8R_{\odot}$, $r_{out} = 50$ AU, and $\Omega_{\star}/\sqrt{GM_{\star}/R_{\star}^3} = 0.1$. The lowest value of a_b shown is 150 AU $= 3r_{out}$, below which truncation of the protoplanetary disk is expected (Artymowicz & Lubow 1994; Miranda & Lai 2015).

local maximum > 1 even when both η_i and $\eta_f < 1$. This occurs if $\omega_{db}/\omega_{sp} > 1$ (as identified in Zanazzi & Lai 2018a). For $a_b = 300$ AU, this occurs for a Jupiter-mass planet with $0.25 \lesssim a_p \lesssim 0.6$ AU. When this happens, there will be two resonance crossings where the value of η crosses $\eta_c \approx 1$ in both directions.

Figure 7 shows the obliquities obtained for $m_p = 1M_J$ and $a_p = 0.5$ AU as a function of the initial disk-binary misalignment angle. It can be seen that the final obliquities can be large and even retrograde. The retrograde obliquities are obtained when the system evolves as follows: first, the spin is

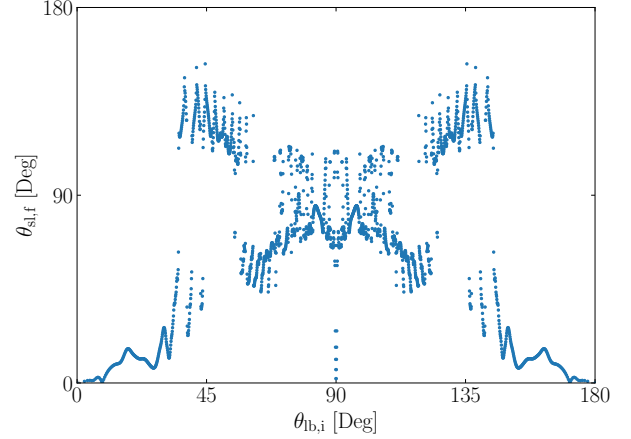


Figure 7. Obliquities for the double resonance crossing case (see the green region in Fig. 6), where we have taken $a_p = 0.5$ AU and $a_b = 300$ AU. A substantial number of retrograde obliquities can be seen, in addition to strong variations due to non-adiabatic effects.

ejected from region I (see Fig. 1) during the first resonance crossing, then it remains in region III (without encountering the separatrix) as η decreases to $\eta_f \ll 1$, leaving the system with a large retrograde obliquity. A quantitative study of this process leveraging conserved phase space areas (Henrard 1982; Su & Lai 2020) is beyond the scope of this study, and the differing values of S/L during the two resonance crossings precludes any simple description of the system evolution.

4. OBLIQUITY EVOLUTION WITH A BROKEN DISK

The discussion given above in Section 3 and summarized in Fig. 6 suggests that the mass of a planet has a significant effect on the region of parameter space where obliquity excitation is expected. In particular, super-Earths with $a_p \approx 0.1$ AU can readily become misaligned from their host stars, in tension with the observed good alignment of super-Earth systems (Albrecht et al. 2022). While our model predictions cannot be compared at face value to the observational results, which are not restricted to planets with binary companions, this inconsistency motivates our next consideration, i.e. non-homologous disk dissipation.

We consider here the standard picture where a protoplanetary disk (PPD) experiencing photoevaporative winds evolves through a transition disk phase. In this picture, after the mass accretion rate falls to below the photoevaporative mass loss rate, a gap at ~ 2 AU develops. As this gap cuts off the supply of mass to the inner regions of the PPD, the PPD interior to ~ 2 AU clears out on a timescale $\sim 10^5$ yr, and then the remainder of the disk slowly disappears on the standard PPD lifetime $\sim 10^6$ yr (e.g. see Alexander et al. 2014 for a theoretical review and van der Marel et al. 2016 for a more recent observational sample of transition disks largely con-

sistent with the values we adopt). While more recent works suggest that magnetohydrodynamic winds may affect the formation of this cavity (e.g. Suzuki et al. 2016; Kunitomo et al. 2020), the dynamical consequences of a PPD gap opened by photoevaporation significantly complicates the scenario described in Sections 2–3. In these sections, we assumed that the disk evolves as a nearly rigid plane, since warps are rapidly communicated at the sound-crossing time via bending waves (e.g. Foucart & Lai 2014; Zanazzi & Lai 2018b; Gerbig et al. 2024). However bending waves cannot propagate through a gap. Thus, if the PPD contains a gap, then it must instead be treated as two hydrodynamically independent, though gravitationally coupled, disks.

In this section, we will explore some of the interesting outcomes of this model, where there are two stars, two disks, and a planet. Owing to the numerous free parameters and uncertainties, a complete characterization of these dynamics is beyond the scope of this paper, but we demonstrate a few interesting effects exclusive to this model.

4.1. Disk Model and Equations of Motion

We will consider a system with similar parameters to those explored in Section 3, but instead with an inner disk extending from $r_{i,\text{in}} = 8R_\odot$ to $r_{i,\text{out}} = 1$ AU, and an outer disk extending from $r_{o,\text{in}} = 3$ AU to $r_{o,\text{out}} = 50$ AU. Here, the notation $r_{i,\text{out}}$ denotes the inner (“i”) disk’s outer (“out”) radius, and correspondingly for each of $r_{i,\text{in}}$, $r_{o,\text{in}}$, and $r_{o,\text{out}}$. We will further consider that the planet, which we take to be a super Earth initially, is embedded in the inner disk—we argue later that planets embedded in the outer disk will result in obliquity distributions similar to those from the previous sections. The evolution of such a system can be described by

$$\frac{d\hat{\mathbf{s}}}{dt} = -\omega_{\text{sl}} (\hat{\mathbf{i}} \cdot \hat{\mathbf{s}}) (\hat{\mathbf{i}} \times \hat{\mathbf{s}}), \quad (38)$$

$$\omega_{\text{sl}} = \omega_{\text{sp}} + \omega_{\text{si}},$$

$$\frac{d\hat{\mathbf{i}}}{dt} = \omega_{\text{ls}} (\hat{\mathbf{i}} \cdot \hat{\mathbf{s}}) (\hat{\mathbf{i}} \times \hat{\mathbf{s}}) - \omega_{\text{lo}} (\hat{\mathbf{i}}_o \cdot \hat{\mathbf{i}}) (\hat{\mathbf{i}}_o \times \hat{\mathbf{i}}), \quad (39)$$

$$\omega_{\text{ls}} \equiv \omega_{\text{sl}} \frac{S}{L},$$

$$\omega_{\text{lo}} = \omega_{\text{po}} \frac{L_p}{L} + \omega_{\text{io}} \frac{L_i}{L},$$

$$\frac{d\hat{\mathbf{i}}_o}{dt} = \omega_{\text{lo}} \frac{L}{L_o} (\hat{\mathbf{i}}_o \cdot \hat{\mathbf{i}}) (\hat{\mathbf{i}}_o \times \hat{\mathbf{i}}) - \omega_{\text{ob}} (\hat{\mathbf{i}}_b \cdot \hat{\mathbf{i}}_o) (\hat{\mathbf{i}}_b \times \hat{\mathbf{i}}_o). \quad (40)$$

Here, L_p and L_i are the magnitudes of the angular momenta of the planet and inner disk, $L = L_p + L_i = L\hat{\mathbf{L}}$ is the orientation of their combined angular momentum, and L_o and $\hat{\mathbf{i}}_o$ are the angular momentum magnitude and orientation of the outer disk. We neglect the torque from the binary companion on the inner disk, which is justified since $r_{i,\text{out}} \ll a_b$. We take

$\hat{\mathbf{s}} \parallel \hat{\mathbf{i}} \parallel \hat{\mathbf{i}}_o$ initially. The precession frequencies are:

$$\begin{aligned} \omega_{\text{si}} &= \frac{3k_{q\star}}{4k_\star} \left(\frac{M_i}{M_\star} \right) \left(\frac{R_\star^3}{r_{i,\text{in}}^2 r_{i,\text{out}}} \right) \Omega_\star \\ &= \frac{2\pi}{38 \text{ kyr}} \left(\frac{2k_{q\star}}{k_\star} \right) \left(\frac{M_i}{10^{-3} M_\star} \right) \left(\frac{r_{i,\text{in}}}{8R_\odot} \right)^{-2} \\ &\quad \times \left(\frac{r_{i,\text{out}}}{1 \text{ AU}} \right)^{-1} \left(\frac{P_\star}{3 \text{ days}} \right)^{-1} \left(\frac{R_\star}{2R_\odot} \right)^3, \end{aligned} \quad (41)$$

$$\begin{aligned} \omega_{\text{io}} &= \frac{3M_o}{16M_\star} \left(\frac{r_{i,\text{out}}^3}{r_{o,\text{in}}^2 r_{o,\text{out}}} \right) n_{i,\text{out}} \\ &= \frac{2\pi}{24 \text{ kyr}} \left(\frac{M_o}{0.1 M_\odot} \right) \left(\frac{M_\star}{M_\odot} \right)^{-1/2} \left(\frac{r_{i,\text{out}}}{1 \text{ AU}} \right)^{3/2} \\ &\quad \times \left(\frac{r_{o,\text{in}}}{3 \text{ AU}} \right)^{-2} \left(\frac{r_{o,\text{out}}}{50 \text{ AU}} \right)^{-1}, \end{aligned} \quad (42)$$

$$\begin{aligned} \omega_{\text{ob}} &= \frac{3M_b}{8M_\star} \left(\frac{r_{o,\text{out}}}{a_b} \right)^3 n_{o,\text{out}} \\ &= \frac{2\pi}{0.2 \text{ Myr}} \left(\frac{M_b}{M_\star} \right) \left(\frac{M_\star}{M_\odot} \right)^{1/2} \left(\frac{r_{o,\text{out}}}{50 \text{ AU}} \right)^{3/2} \\ &\quad \times \left(\frac{a_b}{300 \text{ AU}} \right)^{-3}, \end{aligned} \quad (43)$$

$$\begin{aligned} \omega_{\text{sp}} &= \frac{3k_{q\star}}{2k_\star} \left(\frac{m_p}{M_\star} \right) \left(\frac{R_\star}{a_p} \right)^3 \Omega_\star \\ &= \frac{2\pi}{18 \text{ Myr}} \left(\frac{2k_{q\star}}{k_\star} \right) \left(\frac{m_p}{2M_\oplus} \right) \left(\frac{M_\star}{M_\odot} \right)^{-1} \\ &\quad \times \left(\frac{R_\star}{2R_\odot} \right)^3 \left(\frac{a_p}{0.2 \text{ AU}} \right)^{-3} \left(\frac{P_\star}{3 \text{ days}} \right)^{-1}, \end{aligned} \quad (44)$$

$$\begin{aligned} \omega_{\text{po}} &= \frac{3M_o}{8M_\star} \left(\frac{a_p^3}{r_{o,\text{in}}^2 r_{o,\text{out}}} \right) n_p \\ &= \frac{2\pi}{0.18 \text{ Myr}} \left(\frac{M_o}{0.1 M_\odot} \right) \left(\frac{M_\star}{M_\odot} \right)^{-1/2} \\ &\quad \times \left(\frac{a_p}{0.2 \text{ AU}} \right)^{3/2} \left(\frac{r_{o,\text{in}}}{3 \text{ AU}} \right)^{-2} \left(\frac{r_{o,\text{out}}}{50 \text{ AU}} \right)^{-1}. \end{aligned} \quad (45)$$

These expressions are easily derived/adapted from previous works (Lai 2014) except for Eq. (42), which is derived in Appendix A. The angular momentum ratios are

$$\begin{aligned} \frac{S}{L_p} &= \frac{k_\star M_\star R_\star^2 \Omega_\star}{m_p \sqrt{GM_\star a_p}} \\ &= 392 \left(\frac{M_\star}{M_\odot} \right)^{1/2} \left(\frac{k_\star}{0.1} \right) \left(\frac{R_\star}{2R_\odot} \right)^2 \\ &\quad \times \left(\frac{P_\star}{3 \text{ day}} \right)^{-1} \left(\frac{m_p}{2M_\oplus} \right)^{-1} \left(\frac{a_p}{0.2 \text{ AU}} \right)^{-1/2}, \end{aligned} \quad (46)$$

$$\begin{aligned} \frac{S}{L_i} &= 2 \frac{k_\star M_\star R_\star^2 \Omega_\star}{M_i \sqrt{GM_\star r_{i,\text{out}}}} \\ &= 2 \left(\frac{M_\star}{M_\odot} \right)^{1/2} \left(\frac{k_\star}{0.1} \right) \left(\frac{R_\star}{2R_\odot} \right)^2 \\ &\quad \times \left(\frac{P_\star}{3 \text{ day}} \right)^{-1} \left(\frac{M_i}{10^{-3} M_\star} \right)^{-1} \left(\frac{r_{i,\text{out}}}{\text{AU}} \right)^{-1/2}, \quad (47) \end{aligned}$$

$$\begin{aligned} \frac{S}{L_o} &= 2 \frac{k_\star M_\star R_\star^2 \Omega_\star}{M_o \sqrt{GM_\star r_{\text{out}}}} \\ &= 8.93 \times 10^{-3} \left(\frac{M_\star}{M_\odot} \right)^{1/2} \left(\frac{k_\star}{0.1} \right) \left(\frac{R_\star}{2R_\odot} \right)^2 \\ &\quad \times \left(\frac{P_\star}{3 \text{ day}} \right)^{-1} \left(\frac{M_o}{0.1 M_\star} \right)^{-1} \left(\frac{r_{\text{out,o}}}{50 \text{ AU}} \right)^{-1/2}, \quad (48) \end{aligned}$$

The masses of the two disks are M_i and M_o . We assume that both disks dissipate homologously, so that

$$M_i(t) = M_{i,i} e^{-t/\tau_{d,i}} \quad M_o(t) = M_{o,i} e^{-t/\tau_{d,o}}. \quad (49)$$

As described above, we take $\tau_{d,i} = 0.1$ Myr and $\tau_{d,o} = 1$ Myr (Alexander et al. 2014). For the initial disk masses, we take $M_{i,i} = 10^{-3} M_\star$ (sufficient material to form Jupiter-mass planets interior to ~ 1 AU) and $M_{o,i} = 0.1 M_\star$ as fiducial parameters. Physically, this corresponds to efficient photoevaporative winds that almost immediately open a gap in a $0.1 M_\star$ disk; such rapid gap opening is unlikely to be realistic, and we explore more realistic gap-opening times in Section 4.3.

4.2. Evolution and Obliquity Excitation

Figure 8 shows the integration of Eqs. (38–49) for two different values of the planetary semimajor axis. There are two important transitions during the system’s evolution:

- Early on, the coupling between the stellar spin and inner disk is the strongest in the system, as the driving by the outer disk is insufficient to break alignment: following Lai et al. (2018), we use the fiducial parameters to evaluate the spin-inner disk coupling strength

$$\epsilon_{\text{sl}} = \frac{\omega_{\text{lo}}}{\omega_{\text{sl}} + \omega_{\text{ls}}} \approx 0.5. \quad (50)$$

Note that if $\epsilon_{\text{sl}} \ll 1$, then the spin and inner disk are strongly coupled (we have evaluated Eq. 50 assuming that the inner disk+planet are dominated by the disk, i.e. $\omega_{\text{sl}} \approx \omega_{\text{si}}$). Even though ϵ_{sl} is not very small, we nevertheless approximate that the inner disk and stellar spin can be treated as a combined angular momentum $\mathbf{J} = J\mathbf{j}$ obeying:

$$\frac{d\mathbf{j}}{dt} = -\omega_{\text{jo}} (\hat{\mathbf{l}}_o \cdot \mathbf{j}) (\hat{\mathbf{l}}_o \times \mathbf{j}), \quad (51)$$

$$\omega_{\text{jo}} \equiv \frac{\omega_{\text{io}} L_i + \omega_{\text{po}} L_p}{S + L}. \quad (52)$$

The evolution of the three vectors \mathbf{j} , $\hat{\mathbf{l}}_o$, and $\hat{\mathbf{l}}_b$ then can be described using the theory laid out above in Sections 2–3. Thus, as the inner disk dissipates, \mathbf{j} will become misaligned with respect to the outer disk as ω_{jo} crosses ω_{ob} due to dissipation of the inner disk.

This is why planets embedded in the outer disk (with semimajor axes $\geq r_{o,\text{in}}$) are expected to present similar obliquities whether a photoevaporatively opened gap appears or not: the misalignment of an outer disk with respect to the stellar spin evolves similarly as does the misalignment of a single, rigid PPD to the stellar spin. This is most evident when comparing the evolution of the spin-outer disk misalignment angle θ_{so} in the upper panel of Fig. 8 to the evolution of the spin-disk misalignment θ_{sl} in the single-disk scenario (Fig. 3).

- Later, as the inner disk dissipates, the inner disk+planet system transitions to becoming planet-dominated. During this evolution, a second resonance can be crossed. Since the star’s angular momentum now dwarfs that of the inner system, the only vectors that evolve during this phase are:

$$\frac{d\hat{\mathbf{l}}}{dt} = \omega_{\text{ls}} (\hat{\mathbf{l}} \cdot \hat{\mathbf{s}}) (\hat{\mathbf{l}} \times \hat{\mathbf{s}}) - \omega_{\text{lo}} (\hat{\mathbf{l}}_o \cdot \hat{\mathbf{l}}) (\hat{\mathbf{l}}_o \times \hat{\mathbf{l}}), \quad (53)$$

$$\frac{d\hat{\mathbf{l}}_o}{dt} \approx -\omega_{\text{ob}} (\hat{\mathbf{l}}_b \cdot \hat{\mathbf{l}}_o) (\hat{\mathbf{l}}_b \times \hat{\mathbf{l}}_o). \quad (54)$$

The precession of $\hat{\mathbf{l}}_o$ introduces a sinusoidal forcing (with frequency $2\omega_{\text{ob}}$) into the precession of $\hat{\mathbf{l}}$. This forcing can resonantly increase θ_{sl} if

$$2\omega_{\text{ob}} \simeq \omega_{\text{ls}} \simeq \omega_{\text{ps}}, \quad (55)$$

and the magnitude of the excitation is set by the forcing strength

$$\Delta\theta_{\text{sl}} \propto \left(\frac{\omega_{\text{lo}}}{\omega_{\text{ls}}} \right)_{\text{cross}} \approx \left(\frac{\omega_{\text{po}}}{\omega_{\text{ps}}} \right)_{\text{cross}}, \quad (56)$$

where the forcing strength is dominated by the strength at resonance crossing, since $\omega_{\text{po}} \propto M_o$ falls off as the outer disk continues to photoevaporate.

Note that, since

$$\omega_{\text{ps}} = \frac{3k_{\text{q}\star}}{2} \left(\frac{R_\star}{a_p} \right)^5 \frac{\Omega_\star^2}{n_p}, \quad (57)$$

does not depend on the planet mass, both the resonance crossing condition Eq. (55) and the amplitude of the excitation Eq. (56) are expected to be independent of the planet mass, though not its semimajor axis. As such, our analysis predicts that the obliquity distribution of planets embedded in the inner disk depends on the location of the planet, but not its mass.

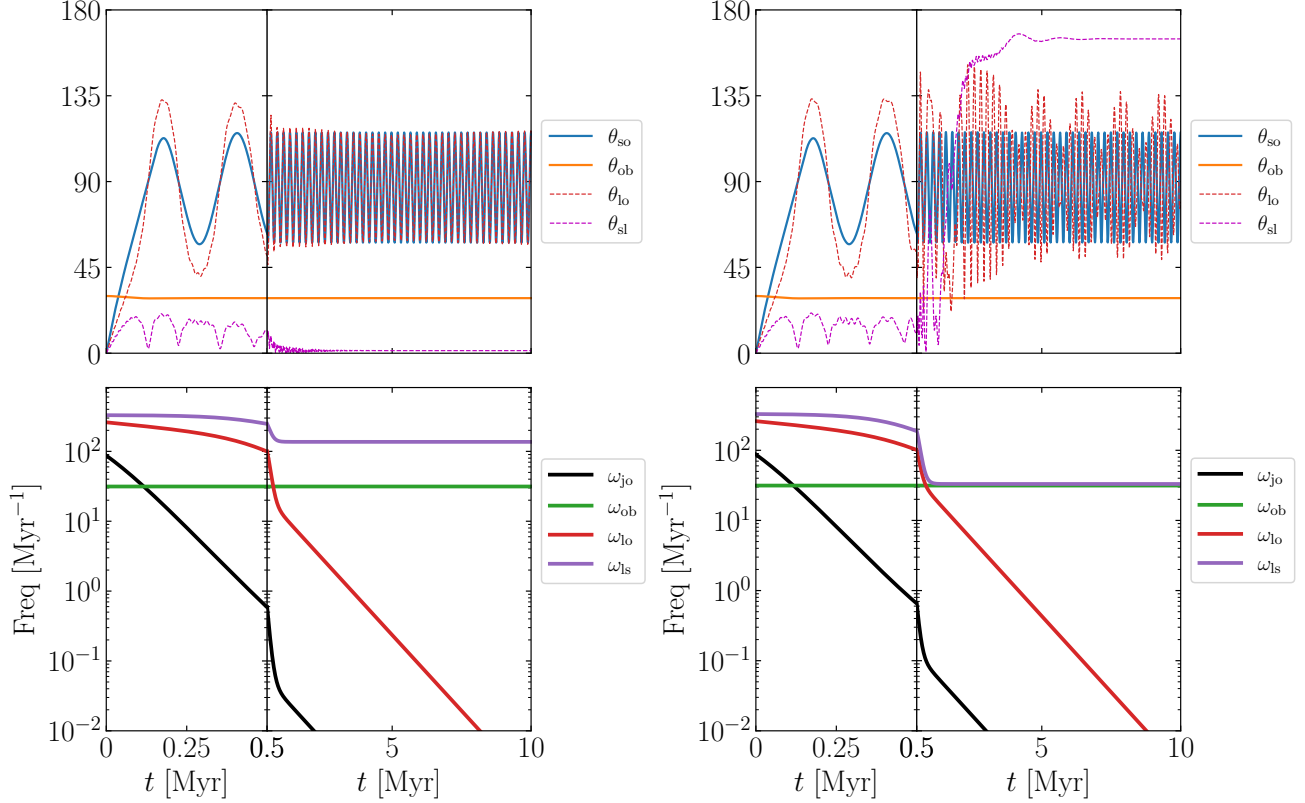


Figure 8. Left: The top panel shows the evolution of the misalignment angles between the spin (s), planet+inner disk (l), outer disk (o), and binary (b) for a $2M_{\oplus}$ planet located at 0.2 AU. It can be seen that an early misalignment between the stellar spin and outer disk (θ_{so} , blue solid line) is excited, and a small obliquity between the spin and planet+inner disk (θ_{sl} ; magenta dashed line) develops, but once both disks have fully dissipated, the obliquity goes to zero. By comparing with the bottom panel, we see that the initial tilting of the stellar spin is due to the crossing of the $\omega_{jo} \simeq \omega_{ob}$ commensurability, where ω_{jo} is the precession frequency of the combined star-inner disk-planet system about the outer disk (Eq. 52). The solid lines are related to the outer disk orientation, and correspond closely to the solid lines in Fig. 3, while the dashed lines are related to the inner disk orientation, and are new to the broken disk mechanism. Right: The same but for a planet semimajor axis of 0.3 AU, where a large obliquity θ_{sl} is attained after both disks have dissipated. This is because $\omega_{ls} \gg \omega_{lo}$ (Eq. 56) is not sufficiently well satisfied at $t \simeq 1$ Myr, introducing misalignment at this time, as can be seen in the top panel. In both cases, misalignment of the inner and outer disks (finite θ_{lo}) is essential to the dynamics.

To confirm this prediction, we display the final obliquity as a function of a_p for a $2M_{\oplus}$ -planet and a M_J -planet in the two columns of Fig. 9, where all other parameters have been set to their fiducial values. It can be seen that obliquity excitation indeed occurs when $\omega_{ob} \gtrsim \omega_{ps}/2$, and the result does not depend sensitively on the planet mass.

4.3. Timing of Gap Opening

Our fiducial parameters above implicitly assume that the initially $0.1M_{\star}$ PPD immediately exhibits a gap due to photoevaporation. This is unlikely to be realistic: this gap can only be opened once the photoevaporative mass loss rate exceeds the accretion rate onto the central star, which typically takes \sim a few Myr (e.g. Alexander et al. 2014; Kunitomo et al. 2021). As for the effect that the timing of this gap opening has on the obliquity evolution of the central star, the key difference depends on whether the secular precession resonance takes

place before or after the PPD opens a gap. If resonance crossing has already occurred by the time that a gap has opened, the results of Section 3 can be used to understand the conditions for obliquity excitation.

On the other hand, if no precession resonance was crossed before the PPD has opened a gap, then the analysis of the current section can be adapted, with appropriately lower values for the inner and outer disk masses ($M_{i,i}$ and $M_{o,i}$). We explore this effect by studying the evolution with disk masses $0.3\times$ and $0.1\times$ the values used in Section 4.2; the results are shown in Fig. 10. Smaller obliquities are observed because the resonant forcing strength $\propto \omega_{lo}/\omega_{ls}$ is weaker (see the bottom panels). Given the \sim few Myr delay for photoevaporative gap opening, the low obliquities obtained with these low disk masses are more likely to reflect the misalignments in real systems.

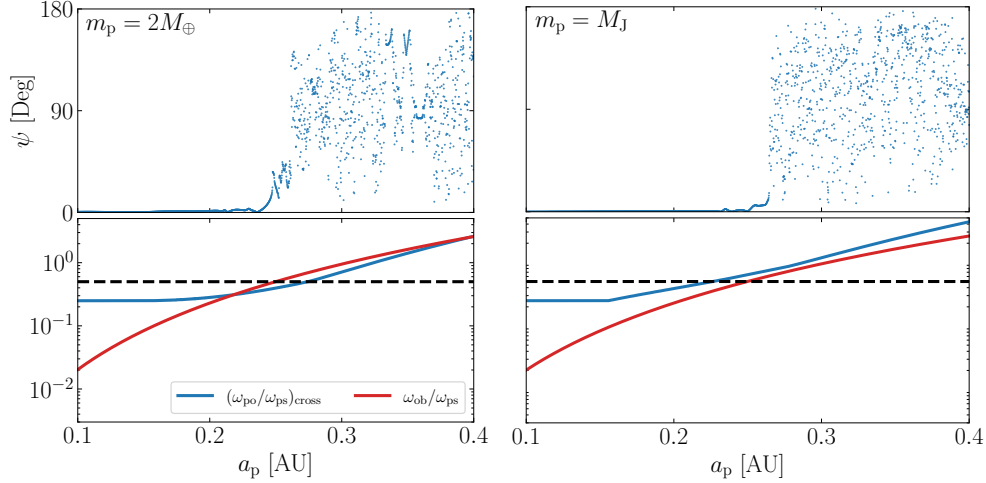


Figure 9. Left: The top panel shows the final obliquity θ_{sl} for a $2M_{\oplus}$ -mass planet as a function of the planet’s semimajor axis when assuming the two-disk evolution model described in Section 4.1. The bottom panel shows several critical precession frequency ratios as obtained from the analysis in Section 4.2: it can be seen that large obliquities are obtained when $\omega_{ob} \gtrsim \omega_{ps}/2$ (black dashed line; Eq. 55), and the resonant forcing strength ($\propto \omega_{10}/\omega_{1s}$ at resonance crossing; Eq. 56) is not too small. Right: Same but for a M_J -mass planet. The transition between alignment and misalignment is at a very similar semimajor axis to the $2M_{\oplus}$ case, supporting the conclusion of Section 4.2 that misalignment in the two-disk scenario is not very sensitive to planet mass for planets embedded in the inner disk. Initial disk masses of $M_{i,i} = 10^{-3}M_{\star}$ and $M_{o,i} = 0.1M_{\star}$ are used.

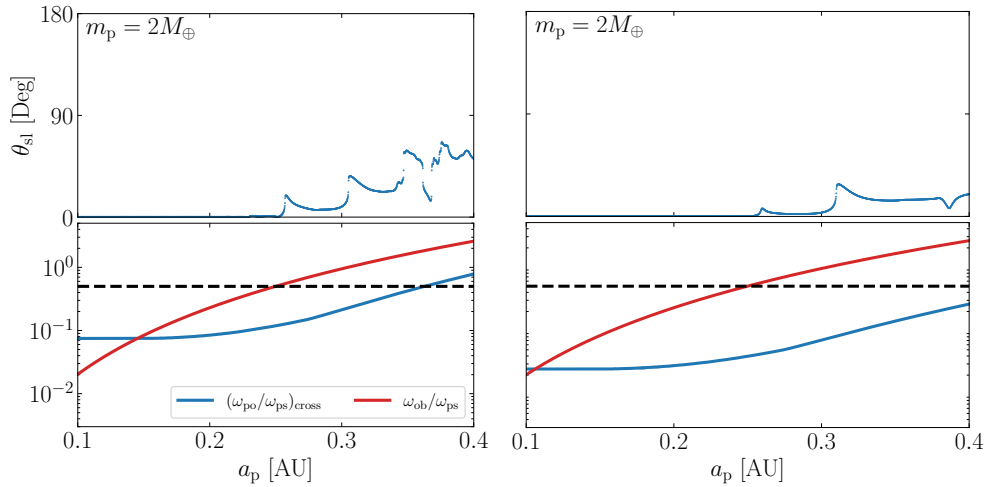


Figure 10. Same as the left panels of Fig. 9 but for initial disk masses $0.3\times$ (left) and $0.1\times$ (right) as large. It can be seen that the transition to nonzero obliquities still occurs at the same semimajor axes due to the resonance crossing condition given by Eq. (55), but the overall scale of the obliquities is smaller due to the weaker forcing strength given by Eq. (56).

5. SUMMARY AND DISCUSSION

5.1. Key Results

In this paper, we have studied the disk dissipation-driven stellar obliquity excitation mechanism in systems containing an oblate star, a protoplanetary disk (PPD) with an embedded planet, and a moderately distant (~ 300 AU), inclined binary companion. Compared to the related previous works (Lai 2014; Zanazzi & Lai 2018a, see Section 1), we consider a range of planet masses and semi-major axes, and we obtain analytical understanding and formulae for the final stellar mis-

alignments for single, idealized PPD models. We also examine the effect of various non-ideal effects, such as a nonzero star-to-disk angular momentum ratio and non-homologous disk dissipation. Our main results are:

- For the simplest disk evolution models, where the disk is treated as a rigid plate with a finite extent and dissipates homologously, and assuming that the spin angular momentum of the star (S) is much smaller than that of the disk (L), we find that the resulting stellar obliquities can be computed analytically (Section 2.2) and

are broadly distributed between 60° and 180° (black dashed line in Fig. 5). These obliquities result from the resonance crossing (and change to the phase-space topology) between the precession of the stellar spin driven by the “disk + planet” torque and the precession of the “disk + planet” system driven by the binary torque.

- At the next order of approximation, we show that the finite spin angular momentum of the star weakens the obliquity excitation when the disk is either well aligned ($\theta_{\text{b},i} \approx 0^\circ$) or anti-aligned ($\theta_{\text{b},i} \approx 180^\circ$) with the binary, or when they are nearly perpendicular ($\theta_{\text{b},i} \approx 90^\circ$). The size of the finite S/L corrections depends on the angular momentum ratio at resonant excitation $(S/L)_{\text{c}0}$, given by Eq. (31). Notably, the disk and binary become aligned for $\theta_{\text{b},i} \lesssim \sqrt{(S/L)_{\text{c}0}}$, and final obliquities with $|\cos \theta_{\text{b},f}| \lesssim (S/L)_{\text{c}0}$ cannot be obtained (Fig. 5).

Furthermore, we find that while giant planets can become misaligned for $a_{\text{p}} \gtrsim 0.2$ AU, small planets are readily misaligned as close in as $a_{\text{p}} \gtrsim 0.03$ AU (Section 3.5) for the fiducial disk parameters.

- When including a photoevaporatively opened gap in the PPD at $a \simeq 2$ AU in the disk evolution model, we find that planets embedded in the inner disk generally do not develop large misalignments with the stellar spin axis (Section 4).

In addition, we identify a new resonance (Eq. 55) by which planets with $a_{\text{p}} \gtrsim 0.3$ AU may still become misaligned if the gap is opened sufficiently early (Section 4.2). However, we also find that, for realistic gap opening times, this resonance is sufficiently weak, such that good alignment is expected (Section 4.3).

All the effects studied in this paper can shape the obliquity distributions of stars with binary companions at early stages in their evolution. We next discuss the limitations and applicability of our study.

5.2. Discussion

A general conclusion of our study is that, in the presence of binary companions, planet-hosting stars can have significant “primordial” obliquities generated in the PPD phase, especially for planets with semi-major axes $\gtrsim 1$ AU. Since the binary fraction of planet-hosting stars is currently estimated to be $\sim 30\%$, and many of these binary companions orbit at separations of a few hundreds of AU (Horch et al. 2014; Matson et al. 2018; Ziegler et al. 2020; Colton et al. 2021; Offner et al. 2023; Schlagenhauf et al. 2024), we expect the result of our study to have wide applications.

In fact, these statistics likely underestimate the applicability of our mechanism. The characteristic rate for strong encounters (those with minimum distance $r_{\text{min}} \lesssim 300$ AU) in the stellar birth cluster is (Rodet et al. 2021)

$$\Gamma_{\text{close}} \approx \frac{1}{20\text{Myr}} \left(\frac{n_{\star}}{10^3 \text{ pc}^{-3}} \right) \left(\frac{M_{\text{tot}}}{2M_{\odot}} \right) \times \left(\frac{r_{\text{min}}}{300 \text{ AU}} \right) \left(\frac{\sigma_{\star}}{1 \text{ km/s}} \right), \quad (58)$$

where we have taken fiducial parameters for n_{\star} , the stellar density, and σ_{\star} , the velocity dispersion, from the birth cluster of the Solar System (e.g. Pfalzner 2013) and the Scorpius-Centaurus OB association (Wright & Mamajek 2018). Since characteristic birth cluster lifetimes are also ~ 20 Myr (Pfalzner 2013), it is quite possible for the binary companions in our study to be unbound after the stellar obliquity is excited in the first few Myr. Our analysis does not account for the stochastic wandering of the binary plane due to weak encounters. It’s conceivable that the effect of such weak encounters is a broadening of the obliquity distributions compared to our fiducial results, and further study is required to quantify this effect.

Some of the systems studied in this paper contain disks that are substantially misaligned with their distant binary companions. Such disks may undergo von Zeipel-Lidov-Kozai (ZLK) oscillations (Martin et al. 2014; Fu et al. 2015a), which can have critical minimum inclinations smaller than the standard 39° for select regions of parameter space (Zanazzi & Lai 2017; Lubow & Ogilvie 2017). For our fiducial parameters, ZLK disk oscillations are likely to be suppressed by both the disk’s self-gravity (Fu et al. 2015b; Zanazzi & Lai 2018b) when

$$M_{\text{d}} \gtrsim 0.005 M_{\text{b}} \left(\frac{6r_{\text{out}}}{a_{\text{b}}} \right)^3, \quad (59)$$

and by the disk’s pressure gradients when (Zanazzi & Lai 2018b)

$$a_{\text{b}} \gtrsim 4.2 r_{\text{out}} \left(\frac{M_{\text{b}}}{M_{\star}} \right)^{1/3} \left(\frac{h_{\text{out}}}{0.1} \right)^{-2/3}, \quad (60)$$

where $h_{\text{out}} = H(r_{\text{out}})/r_{\text{out}}$ is the disk aspect ratio at the outer edge. This suggests that ZLK oscillations will only set in after the obliquity excitation, which typically occurs at a disk mass of $\sim 0.01 M_{\star}$ (Eq. 24). Even if the disks somehow manage to undergo ZLK oscillations, they would experience shocks during high-eccentricity phases and quickly settle to the edge of the ZLK window, effectively described as a change to the distribution of the initial $\theta_{\text{b},i}$ values.

Recent observations suggest that the distribution of misalignment angles between the orbits of circumprimary planets and those of not-so-distant binary companions ($\lesssim 400$ AU) modestly favors alignment compared to an isotropic distribution (Dupuy et al. 2022; Christian et al. 2022; Lester et al.

2023), though this trend may be predominantly driven by small planets (Behmard et al. 2022; Christian et al. 2024). The stellar spins in such systems may also be preferentially aligned with both orbital planes (Rice et al. 2023, 2024). We have found that disk-driven obliquity excitation also drives alignment of the disk and binary planes due to angular momentum constraints (Figs. 4 and 5), an effect that was first identified by Anderson & Lai (2018), though the binary companions we consider are generally more compact than those in the Rice et al. (2024) sample. Our mechanism is nevertheless incompatible with the spin-orbit-orbit aligned sample, which may be the result of additional dissipative processes (Gerbig et al. 2024) or simply good alignment at formation.

We have assumed that transition disks form via a photoevaporated gap at ~ 2 AU, hydrodynamically separating the inner and outer disks. Such systems may be observed as “dippers”, which consist of double-disk systems that have a broad mutual inclination distribution (Ansdell et al. 2020). This picture may change for A dwarfs and above ($\gtrsim 1.5M_{\odot}$), where studies suggest that photoevaporation is significantly less efficient (Nakatani et al. 2023), and the traditional picture of inside-out clearing may be replaced by similar dissipation rates in the inner and outer regions of the disk (Ronco et al. 2024). Other studies also find a mass dependence of the disk evolution (Komaki et al. 2023). This is suggestive of a temperature dependence of the mechanism studied in this paper, which may result in larger obliquities for hot stars. Separately, MHD winds (Suzuki et al. 2016; Kunitomo et al. 2020) may suppress the formation of such a gap, and gap-opening planets (Duffell & Dong 2015; Dong & Dawson 2016; Picogna et al. 2023) may introduce additional gravitational coupling in the two-disk system if they are responsible for the opened gap. The stellar obliquity evolution when considering all these confounding factors is hard to estimate concisely, but a rich variety of outcomes is clearly possible.

There is emerging evidence that warm giant planets exhibit low ($\lesssim 30^{\circ}$) obliquities via the Stellar Obliquities in Long-period Exoplanet Systems (SOLES) survey (e.g. Rice et al. 2021; Wang et al. 2022) tentatively attributed to coplanar high-eccentricity migration (Petrovich 2015; Radzom et al. 2024). This scenario requires a small primordial obliquity

which is retained during the dynamical migration process. However, when the homologous disk models are used, cold giants in systems with binary companions are expected to be born with large obliquities (Fig. 6). Our broken disk model yields well-aligned giant planets up to the photoevaporative gap radius of ~ 1 AU (Section 4). This may be required to achieve agreement with observations if the primordial stellar binary fraction is indeed large at early times.

Finally, in the obliquity excitation mechanism considered in this paper, the angular momentum evolution of the central star driven by the disk must be dominated by gravitational, rather than hydrodynamical (accretion), coupling. Such a protostellar system is typically denoted as a Class II young stellar object, for which typical disk mass estimates (e.g. $M_d \simeq 0.01M_{\star}$, Williams & Cieza 2011) may be lower than the fiducial value taken in our paper. However, as long as the spin-orbit resonance is crossed, which requires that Eq. 24 (which also depends on the binary companion’s properties) be less than unity initially, the specific value of the initial disk mass does not significantly affect our results. Moreover, the total masses of disks are difficult to constrain precisely, since they are dominated by difficult-to-observe components such as cold H_2 , and more easily observable tracers such as disk dust mass sometimes underestimate the disk gas mass (e.g. Facchini et al. 2019; Manara et al. 2023).

6. ACKNOWLEDGEMENTS

We thank Justin Tan for assistance with the initial formulation of this work. YS thanks Simon Albrecht, Ilse Cleeves, Mark Dodici, Konstantin Gerbig, Kaitlin Kratter, Steven Lubow, Masahiro Ogihara, Eve Ostriker, Jared Siegel, Yanqin Wu, Joshua Winn, and J. J. Zanazzi for useful comments and fruitful discussions. This work has been supported in part by NSF grant AST-2107796 and by NASA FINESST grant 19-ASTRO19-0041. YS is supported by a Lyman Spitzer, Jr. Postdoctoral Fellowship at Princeton University.

7. DATA AVAILABILITY

The data referenced in this article will be shared upon reasonable request to the corresponding author.

REFERENCES

- Albrecht, S., Winn, J. N., Johnson, J. A., et al. 2012, *ApJ*, 757, 18, doi: 10.1088/0004-637X/757/1/18
- Albrecht, S. H., Dawson, R. I., & Winn, J. N. 2022, *PASP*, 134, 082001, doi: 10.1088/1538-3873/ac6c09
- Albrecht, S. H., Marcussen, M. L., Winn, J. N., Dawson, R. I., & Knudstrup, E. 2021, *ApJL*, 916, L1, doi: 10.3847/2041-8213/ac0f03
- Alexander, R., Pascucci, I., Andrews, S., Armitage, P., & Cieza, L. 2014, in *Protostars and Planets VI*, ed. H. Beuther, R. S. Klessen, C. P. Dullemond, & T. Henning, 475–496, doi: 10.2458/azu_uapress_9780816531240-ch021
- Anderson, K. R., & Lai, D. 2018, *MNRAS*, 480, 1402
- Ansdell, M., Gaidos, E., Hedges, C., et al. 2020, *MNRAS*, 492, 572, doi: 10.1093/mnras/stz3361

- Artymowicz, P., & Lubow, S. H. 1994, *ApJ*, 421, 651, doi: [10.1086/173679](https://doi.org/10.1086/173679)
- Bate, M. R., Lodato, G., & Pringle, J. E. 2010, *MNRAS*, 401, 1505, doi: [10.1111/j.1365-2966.2009.15773.x](https://doi.org/10.1111/j.1365-2966.2009.15773.x)
- Batygin, K. 2012, *Nature*, 491, 418, doi: [10.1038/nature11560](https://doi.org/10.1038/nature11560)
- Batygin, K., & Adams, F. C. 2013, *ApJ*, 778, 169, doi: [10.1088/0004-637X/778/2/169](https://doi.org/10.1088/0004-637X/778/2/169)
- Batygin, K., Adams, F. C., Batygin, Y. K., & Petigura, E. A. 2020, *AJ*, 159, 101, doi: [10.3847/1538-3881/ab665d](https://doi.org/10.3847/1538-3881/ab665d)
- Beck, J. G., & Giles, P. 2005, *ApJL*, 621, L153, doi: [10.1086/429224](https://doi.org/10.1086/429224)
- Behrard, A., Dai, F., & Howard, A. W. 2022, *AJ*, 163, 160, doi: [10.3847/1538-3881/ac53a7](https://doi.org/10.3847/1538-3881/ac53a7)
- Bertout, C., Siess, L., & Cabrit, S. 2007, *A&A*, 473, L21, doi: [10.1051/0004-6361/20078276](https://doi.org/10.1051/0004-6361/20078276)
- Bouvier, J., Perraut, K., Le Bouquin, J. B., et al. 2020, *A&A*, 636, A108, doi: [10.1051/0004-6361/202037611](https://doi.org/10.1051/0004-6361/202037611)
- Christian, S., Vanderburg, A., Becker, J., et al. 2022, *AJ*, 163, 207, doi: [10.3847/1538-3881/ac517f](https://doi.org/10.3847/1538-3881/ac517f)
- . 2024, arXiv e-prints, arXiv:2405.10379, doi: [10.48550/arXiv.2405.10379](https://doi.org/10.48550/arXiv.2405.10379)
- Colombo, G. 1966, *AJ*, 71, 891
- Colton, N. M., Horch, E. P., Everett, M. E., et al. 2021, *AJ*, 161, 21, doi: [10.3847/1538-3881/abc9af](https://doi.org/10.3847/1538-3881/abc9af)
- Correia, A. C. M. 2015, *A&A*, 582, A69, doi: [10.1051/0004-6361/201525939](https://doi.org/10.1051/0004-6361/201525939)
- Dong, J., & Foreman-Mackey, D. 2023, *AJ*, 166, 112, doi: [10.3847/1538-3881/ace105](https://doi.org/10.3847/1538-3881/ace105)
- Dong, R., & Dawson, R. 2016, *ApJ*, 825, 77, doi: [10.3847/0004-637X/825/1/77](https://doi.org/10.3847/0004-637X/825/1/77)
- Duchêne, G., Lacour, S., Moraux, E., Goodwin, S., & Bouvier, J. 2018, *MNRAS*, 478, 1825, doi: [10.1093/mnras/sty1180](https://doi.org/10.1093/mnras/sty1180)
- Duffell, P. C., & Dong, R. 2015, *ApJ*, 802, 42, doi: [10.1088/0004-637X/802/1/42](https://doi.org/10.1088/0004-637X/802/1/42)
- Dupuy, T. J., Kraus, A. L., Kratter, K. M., et al. 2022, *MNRAS*, 512, 648
- Duquennoy, A., & Mayor, M. 1991, *A&A*, 248, 485
- Facchini, S., van Dishoeck, E. F., Manara, C. F., et al. 2019, *A&A*, 626, L2, doi: [10.1051/0004-6361/201935496](https://doi.org/10.1051/0004-6361/201935496)
- Fielding, D. B., McKee, C. F., Socrates, A., Cunningham, A. J., & Klein, R. I. 2015, *MNRAS*, 450, 3306, doi: [10.1093/mnras/stv836](https://doi.org/10.1093/mnras/stv836)
- Foucart, F., & Lai, D. 2011, *MNRAS*, 412, 2799, doi: [10.1111/j.1365-2966.2010.18176.x](https://doi.org/10.1111/j.1365-2966.2010.18176.x)
- . 2014, *MNRAS*, 445, 1731, doi: [10.1093/mnras/stu1869](https://doi.org/10.1093/mnras/stu1869)
- Fu, W., Lubow, S. H., & Martin, R. G. 2015a, *ApJ*, 807, 75, doi: [10.1088/0004-637X/807/1/75](https://doi.org/10.1088/0004-637X/807/1/75)
- . 2015b, *ApJ*, 813, 105, doi: [10.1088/0004-637X/813/2/105](https://doi.org/10.1088/0004-637X/813/2/105)
- Galli, P. A. B., Bertout, C., Teixeira, R., & Ducourant, C. 2015, *A&A*, 580, A26, doi: [10.1051/0004-6361/201525804](https://doi.org/10.1051/0004-6361/201525804)
- Gerbig, K., Rice, M., Zanazzi, J. J., Christian, S., & Vanderburg, A. 2024, arXiv e-prints, arXiv:2407.03284, doi: [10.48550/arXiv.2407.03284](https://doi.org/10.48550/arXiv.2407.03284)
- Goldreich, P. 1966, reviews of geophysics and space physics, 4, 411, doi: [10.1029/RG004i004p00411](https://doi.org/10.1029/RG004i004p00411)
- Henrard, J. 1982, *celestial mechanics*, 27, 3, doi: [10.1007/BF01228946](https://doi.org/10.1007/BF01228946)
- Henrard, J., & Murigande, C. 1987, *Celestial Mechanics*, 40, 345, doi: [10.1007/BF01235852](https://doi.org/10.1007/BF01235852)
- Horch, E. P., Howell, S. B., Everett, M. E., & Ciardi, D. R. 2014, *ApJ*, 795, 60, doi: [10.1088/0004-637X/795/1/60](https://doi.org/10.1088/0004-637X/795/1/60)
- Komaki, A., Fukuhara, S., Suzuki, T. K., & Yoshida, N. 2023, arXiv e-prints, arXiv:2304.13316, doi: [10.48550/arXiv.2304.13316](https://doi.org/10.48550/arXiv.2304.13316)
- Kounkel, M., Stassun, K. G., Hillenbrand, L. A., et al. 2023, *AJ*, 165, 182, doi: [10.3847/1538-3881/acc2bd](https://doi.org/10.3847/1538-3881/acc2bd)
- Kraus, A. L., Ireland, M. J., Martinache, F., & Hillenbrand, L. A. 2011, *ApJ*, 731, 8, doi: [10.1088/0004-637X/731/1/8](https://doi.org/10.1088/0004-637X/731/1/8)
- Kunitomo, M., Ida, S., Takeuchi, T., et al. 2021, *ApJ*, 909, 109, doi: [10.3847/1538-4357/abdb2a](https://doi.org/10.3847/1538-4357/abdb2a)
- Kunitomo, M., Suzuki, T. K., & Inutsuka, S.-i. 2020, *MNRAS*, 492, 3849, doi: [10.1093/mnras/staa087](https://doi.org/10.1093/mnras/staa087)
- Lai, D. 2012, *MNRAS*, 423, 486, doi: [10.1111/j.1365-2966.2012.20893.x](https://doi.org/10.1111/j.1365-2966.2012.20893.x)
- Lai, D. 2014, *MNRAS*, 440, 3532
- Lai, D., Anderson, K. R., & Pu, B. 2018, *MNRAS*, 475, 5231, doi: [10.1093/mnras/sty133](https://doi.org/10.1093/mnras/sty133)
- Lai, D., Foucart, F., & Lin, D. N. C. 2011, in *IAU Symposium, Vol. 276, The Astrophysics of Planetary Systems: Formation, Structure, and Dynamical Evolution*, ed. A. Sozzetti, M. G. Lattanzi, & A. P. Boss, 295–299, doi: [10.1017/S1743921311020345](https://doi.org/10.1017/S1743921311020345)
- Lebreuilly, U., Hennebelle, P., Colman, T., et al. 2024, *A&A*, 682, A30, doi: [10.1051/0004-6361/202346558](https://doi.org/10.1051/0004-6361/202346558)
- Lester, K. V., Howell, S. B., Matson, R. A., et al. 2023, *AJ*, 166, 166, doi: [10.3847/1538-3881/acf563](https://doi.org/10.3847/1538-3881/acf563)
- Louden, E. M., Winn, J. N., Petigura, E. A., et al. 2021, *AJ*, 161, 68, doi: [10.3847/1538-3881/abcebd](https://doi.org/10.3847/1538-3881/abcebd)
- Louden, E. M., Wang, S., Winn, J. N., et al. 2024, *ApJL*, 968, L2, doi: [10.3847/2041-8213/ad4b1b](https://doi.org/10.3847/2041-8213/ad4b1b)
- Lubow, S. H., & Ogilvie, G. I. 2017, *MNRAS*, 469, 4292, doi: [10.1093/mnras/stx990](https://doi.org/10.1093/mnras/stx990)
- Manara, C. F., Ansdell, M., Rosotti, G. P., et al. 2023, in *Astronomical Society of the Pacific Conference Series, Vol. 534, Protostars and Planets VII*, ed. S. Inutsuka, Y. Aikawa, T. Muto, K. Tomida, & M. Tamura, 539, doi: [10.48550/arXiv.2203.09930](https://doi.org/10.48550/arXiv.2203.09930)
- Martin, R. G., Nixon, C., Lubow, S. H., et al. 2014, *ApJL*, 792, L33, doi: [10.1088/2041-8205/792/2/L33](https://doi.org/10.1088/2041-8205/792/2/L33)
- Matson, R. A., Howell, S. B., Horch, E. P., & Everett, M. E. 2018, *AJ*, 156, 31, doi: [10.3847/1538-3881/aac778](https://doi.org/10.3847/1538-3881/aac778)
- McLaughlin, D. B. 1924, *ApJ*, 60, 22, doi: [10.1086/142826](https://doi.org/10.1086/142826)

- Miranda, R., & Lai, D. 2015, *MNRAS*, 452, 2396, doi: [10.1093/mnras/stv1450](https://doi.org/10.1093/mnras/stv1450)
- Nakatani, R., Turner, N. J., Hasegawa, Y., et al. 2023, *ApJL*, 959, L28, doi: [10.3847/2041-8213/ad0ed8](https://doi.org/10.3847/2041-8213/ad0ed8)
- Offner, S. S. R., Moe, M., Kratter, K. M., et al. 2023, in *Astronomical Society of the Pacific Conference Series*, Vol. 534, *Protostars and Planets VII*, ed. S. Inutsuka, Y. Aikawa, T. Muto, K. Tomida, & M. Tamura, 275, doi: [10.48550/arXiv.2203.10066](https://doi.org/10.48550/arXiv.2203.10066)
- Peale, S. J. 1969, *AJ*, 74, 483
- Peale, S. J. 1974, *AJ*, 79, 722
- Petrovich, C. 2015, *ApJ*, 805, 75, doi: [10.1088/0004-637X/805/1/75](https://doi.org/10.1088/0004-637X/805/1/75)
- Pfalzner, S. 2013, *A&A*, 549, A82, doi: [10.1051/0004-6361/201218792](https://doi.org/10.1051/0004-6361/201218792)
- Picogna, G., Schäfer, C., Ercolano, B., et al. 2023, *MNRAS*, 523, 3318, doi: [10.1093/mnras/stad1504](https://doi.org/10.1093/mnras/stad1504)
- Radzom, B. T., Dong, J., Rice, M., et al. 2024, *arXiv e-prints*, *arXiv:2404.06504*, doi: [10.48550/arXiv.2404.06504](https://doi.org/10.48550/arXiv.2404.06504)
- Raghavan, D., McAlister, H. A., Henry, T. J., et al. 2010, *ApJS*, 190, 1, doi: [10.1088/0067-0049/190/1/1](https://doi.org/10.1088/0067-0049/190/1/1)
- Reipurth, B., Guimarães, M. M., Connelley, M. S., & Bally, J. 2007, *AJ*, 134, 2272, doi: [10.1086/523596](https://doi.org/10.1086/523596)
- Rice, M., Gerbig, K., & Vanderburg, A. 2024, *AJ*, 167, 126, doi: [10.3847/1538-3881/ad1bed](https://doi.org/10.3847/1538-3881/ad1bed)
- Rice, M., Wang, S., Gerbig, K., et al. 2023, *AJ*, 165, 65, doi: [10.3847/1538-3881/aca88e](https://doi.org/10.3847/1538-3881/aca88e)
- Rice, M., Wang, S., Howard, A. W., et al. 2021, *AJ*, 162, 182, doi: [10.3847/1538-3881/ac1f8f](https://doi.org/10.3847/1538-3881/ac1f8f)
- Rodet, L., Su, Y., & Lai, D. 2021, *ApJ*, 913, 104, doi: [10.3847/1538-4357/abf8a7](https://doi.org/10.3847/1538-4357/abf8a7)
- Rogers, T. M., Lin, D. N. C., & Lau, H. H. B. 2012, *The Astrophysical Journal Letters*, 758, L6, doi: [10.1088/2041-8205/758/1/L6](https://doi.org/10.1088/2041-8205/758/1/L6)
- Rogers, T. M., Lin, D. N. C., McElwaine, J. N., & Lau, H. H. B. 2013, *ApJ*, 772, 21, doi: [10.1088/0004-637X/772/1/21](https://doi.org/10.1088/0004-637X/772/1/21)
- Ronco, M. P., Schreiber, M. R., Villaver, E., Guilera, O. M., & Miller Bertolami, M. M. 2024, *A&A*, 682, A155, doi: [10.1051/0004-6361/202347762](https://doi.org/10.1051/0004-6361/202347762)
- Rossiter, R. A. 1924, *ApJ*, 60, 15, doi: [10.1086/142825](https://doi.org/10.1086/142825)
- Schlagenhauf, S., Mugrauer, M., Ginski, C., et al. 2024, *MNRAS*, 529, 4768, doi: [10.1093/mnras/stae520](https://doi.org/10.1093/mnras/stae520)
- Siegel, J. C., Winn, J. N., & Albrecht, S. H. 2023, *ApJL*, 950, L2, doi: [10.3847/2041-8213/acd62f](https://doi.org/10.3847/2041-8213/acd62f)
- Spalding, C., & Batygin, K. 2014, *ApJ*, 790, 42, doi: [10.1088/0004-637X/790/1/42](https://doi.org/10.1088/0004-637X/790/1/42)
- . 2015, *ApJ*, 811, 82, doi: [10.1088/0004-637X/811/2/82](https://doi.org/10.1088/0004-637X/811/2/82)
- . 2016, *ApJ*, 830, 5, doi: [10.3847/0004-637X/830/1/5](https://doi.org/10.3847/0004-637X/830/1/5)
- Spalding, C., Batygin, K., & Adams, F. C. 2014, *ApJL*, 797, L29, doi: [10.1088/2041-8205/797/2/L29](https://doi.org/10.1088/2041-8205/797/2/L29)
- Spalding, C., & Millholland, S. C. 2020, *AJ*, 160, 105, doi: [10.3847/1538-3881/aba629](https://doi.org/10.3847/1538-3881/aba629)
- Su, Y., & Lai, D. 2020, *ApJ*, 903, 7
- Su, Y., & Lai, D. 2022a, *MNRAS*, 509, 3301
- . 2022b, *MNRAS*, 513, 3302
- Suzuki, T. K., Ogiwara, M., Morbidelli, A., Crida, A., & Guillot, T. 2016, *A&A*, 596, A74, doi: [10.1051/0004-6361/201628955](https://doi.org/10.1051/0004-6361/201628955)
- Tokovinin, A. 2014, *AJ*, 147, 86, doi: [10.1088/0004-6256/147/4/86](https://doi.org/10.1088/0004-6256/147/4/86)
- van der Marel, N., Verhaar, B. W., van Terwisga, S., et al. 2016, *A&A*, 592, A126, doi: [10.1051/0004-6361/201628075](https://doi.org/10.1051/0004-6361/201628075)
- Vick, M., Su, Y., & Lai, D. 2023, *ApJL*, 943, L13
- Wang, X.-Y., Rice, M., Wang, S., et al. 2022, *ApJL*, 926, L8, doi: [10.3847/2041-8213/ac4f44](https://doi.org/10.3847/2041-8213/ac4f44)
- Ward, W. R. 1975, *AJ*, 80, 64
- Ward, W. R., & Hamilton, D. P. 2004, *AJ*, 128, 2501
- Williams, J. P., & Cieza, L. A. 2011, *ARA&A*, 49, 67, doi: [10.1146/annurev-astro-081710-102548](https://doi.org/10.1146/annurev-astro-081710-102548)
- Winn, J. N., Fabrycky, D., Albrecht, S., & Johnson, J. A. 2010, *ApJL*, 718, L145, doi: [10.1088/2041-8205/718/2/L145](https://doi.org/10.1088/2041-8205/718/2/L145)
- Winn, J. N., Petigura, E. A., Morton, T. D., et al. 2017, *AJ*, 154, 270, doi: [10.3847/1538-3881/aa93e3](https://doi.org/10.3847/1538-3881/aa93e3)
- Wright, N. J., & Mamajek, E. E. 2018, *MNRAS*, 476, 381, doi: [10.1093/mnras/sty207](https://doi.org/10.1093/mnras/sty207)
- Yoder, C. F. 1995, *Icarus*, 117, 250
- Zanazzi, J. J., Dewberry, J., & Chiang, E. 2024, *ApJL*, 967, L29, doi: [10.3847/2041-8213/ad4644](https://doi.org/10.3847/2041-8213/ad4644)
- Zanazzi, J. J., & Lai, D. 2017, *MNRAS*, 467, 1957, doi: [10.1093/mnras/stx208](https://doi.org/10.1093/mnras/stx208)
- . 2018a, *MNRAS*, 478, 835, doi: [10.1093/mnras/sty1075](https://doi.org/10.1093/mnras/sty1075)
- . 2018b, *MNRAS*, 477, 5207, doi: [10.1093/mnras/sty951](https://doi.org/10.1093/mnras/sty951)
- Ziegler, C., Tokovinin, A., Briceño, C., et al. 2020, *AJ*, 159, 19, doi: [10.3847/1538-3881/ab55e9](https://doi.org/10.3847/1538-3881/ab55e9)

APPENDIX

A. DISK PRECESSION FREQUENCIES

In this paper, three nontrivial precessional effects involve rigid disks: when the disk drives precession of an inner body (e.g. ω_{sd} , Eq. 8), when an outer body drives precession of an inner disk (e.g. ω_{db} , Eq. 11), or when an outer disk drives precession of an inner disk (e.g. ω_{io} , Eq. 42). The precession rate in the first case can be calculated by simply integrating over the disk as a series of rigid, thin rings. The precession rate in the second case is obtained by evaluating the total torque on the disk as shown in Lai (2014). The final case is obtained by a combination of these two procedures and is shown below:

$$\begin{aligned}
\mathbf{T}_{io} &= \omega_{io} \left(\hat{\mathbf{l}}_o \cdot \hat{\mathbf{l}}_i \right) \left(\hat{\mathbf{l}}_o \times \hat{\mathbf{l}}_i \right) \\
&= \frac{3GM_i M_o}{4} \left(\hat{\mathbf{l}}_o \cdot \hat{\mathbf{l}}_i \right) \int_0^{r_{i,out}} \frac{r_{in}^2}{r_{i,out}} dr_{in} \int_{r_{o,in}}^{\infty} \frac{1}{r_{out}^3 r_{o,out}} dr_{out} \\
&= \frac{GM_i M_o}{4} \left(\hat{\mathbf{l}}_o \cdot \hat{\mathbf{l}}_i \right) \left(\hat{\mathbf{l}}_o \times \hat{\mathbf{l}}_i \right) \frac{r_{i,out}^2}{2r_{o,out} r_{o,in}^2}, \quad (A1)
\end{aligned}$$

$$\begin{aligned}
\omega_{io} &= T_{io} \left[\frac{2}{3} M_i \sqrt{GM_\star r_{i,out}} \right]^{-1} \\
&= \frac{3}{16} \frac{M_o}{M_\star} \sqrt{\frac{GM_\star}{r_{i,out}^3}} \frac{r_{i,out}^3}{r_{o,out} r_{o,in}^2}. \quad (A2)
\end{aligned}$$