

# StoryTeller: Improving Long Video Description through Global Audio-Visual Character Identification

Yichen He<sup>1\*</sup>, Yuan Lin<sup>1\*</sup>, Jianchao Wu<sup>1\*</sup>, Hanchong Zhang<sup>2</sup>, Yuchen Zhang<sup>1†</sup>, Ruicheng Le<sup>3</sup>

<sup>1</sup>Bytedance Seed   <sup>2</sup>Shanghai Jiao Tong University   <sup>3</sup>Peking University

{hyc, linyuan.0, wjc, zhangyuchen.zyc}@bytedance.com,  
zhanghanchong@sjtu.edu.cn, 2200017806@stu.pku.edu.cn

## Abstract

Existing large vision-language models (LVLMs) are largely limited to processing short, seconds-long videos and struggle with generating coherent descriptions for extended video spanning minutes or more. Long video description introduces new challenges, such as consistent character identification and plot-level descriptions incorporating both visual and audio information. To address these, we figure out audio-visual character identification, matching character names to each dialogue, as a key factor. We propose StoryTeller, a system for generating dense descriptions of long videos, incorporating both low-level visual concepts and high-level plot information. StoryTeller uses a multimodal large language model that integrates visual, audio, and text modalities to perform audio-visual character identification on minute-long video clips. The results are then fed into a LVLM to enhance consistency of video description. We validate our approach on movie description tasks and introduce MovieStory101, a dataset with dense descriptions for three-minute movie clips. To evaluate long video descriptions, we create StoryQA, a large set of multiple-choice questions for MovieStory101 test set. We assess descriptions by inputting them into GPT-4 to answer these questions, using accuracy as an automatic evaluation metric. Experiments show that StoryTeller outperforms all open and closed-source baselines on StoryQA, achieving 9.5% higher accuracy than the strongest baseline, Gemini-1.5-pro, and demonstrating a +15.56% advantage in human side-by-side evaluations. Additionally, incorporating audio-visual character identification from StoryTeller improves the performance of all video description models, with Gemini-1.5-pro and GPT-4o showing relative improvement of 5.5% and 13.0%, respectively, in accuracy on StoryQA.

**Code** — <https://github.com/hyc2026/StoryTeller>

## 1 Introduction

Generating detailed video descriptions is a core challenge in video understanding. While large vision-language models (LVLMs) have made significant progress (Wang et al. 2024; Lin et al. 2024; Chen et al. 2024b; Wang, Yuan, and Zhang 2024), they remain limited to processing seconds-long videos and generating low-level visual concepts like

objects, scenes and atomic actions. Real-world videos, such as movies, are much longer and require high-level information for effective description, such as plot development. Recent research works address long videos by segmenting them, generating descriptions for each segment, and combining them using large language models (Zhang et al. 2024; Han et al. 2023b,a). However, these methods struggle to preserve character identity and overlook audio cues, making coherent, detailed, plot-level descriptions difficult to achieve.

Thus, accurate character identification and tracking across both visual and audio modalities are essential for high-quality long video descriptions. While existing studies (Raajesh et al. 2024; Ji et al. 2024) have improved the quality of video descriptions by tracking character identification via visual cues, a critical gap remains in linking dialogue with on-screen characters to identify speakers. Bridging this gap is essential for enhancing long video descriptions.

To address these issues, we propose a new task: given a video and its cast list with character photos and names, identify the speaker for each dialogue line in the video using both visual and auditory cues. If the character is in the cast, provide their name; otherwise, give a descriptive label. We refer to this task as *audio-visual character identification*. This task is challenging as it requires integrating visual, auditory, and textual information to link dialogue lines to character identities. To tackle this, we developed a multimodal large language model equipped with both visual and auditory inputs. Due to the limitation of models with visual encoder in handling only short segments, it struggles to utilize global auditory information (e.g., some lines spoken by the same character through a long video). To address this, we introduce a global decoding algorithm that incorporates global information during inference to improve accuracy of audio-visual character identification.

Furthermore, we propose StoryTeller, a novel system for generating dense descriptions of long videos, incorporating both basic visual concepts and high-level plot information with high consistency. The system consists of three components: a video segmentation module, an audio-visual character identification module, and an identity-aware description generation module, as illustrated in Figure 4.

A major challenge in long video description is the lack of training and test data. To address this, we introduce

\*These authors contributed equally.

†Corresponding author.

MovieStory101, a new dataset focused on movies—long videos with high information density. The videos in MovieStory101 are from Movie101 (Yue et al. 2023) and Movie101v2 (Yue et al. 2024), comprising 187 movies split into 5,982 three-minute clips. Each clip is annotated with detailed storyline descriptions, subtitles, and character identity labels for each dialogue line. The storyline annotations ensure a complete understanding of the movie’s plot. By training on this dataset, we aim to unleash the model’s ability to generate plot-level descriptions. In addition, evaluating long video descriptions is also challenging. Besides human evaluation, we propose an automated evaluation method for MovieStory101’s test set: StoryQA. StoryQA has 11 multiple-choice questions in average for each video, covering visual actions, character relationships, and plot details. We evaluate a long video description by inputting it into GPT-4 (OpenAI 2023) to answer these questions, using the accuracy as an evaluation metric.

Based on StoryQA and human side-by-side evaluation, we demonstrate that StoryTeller outperforms Gemini-1.5-pro (Reid et al. 2024), GPT-4o (OpenAI 2024), and several advanced open-source LVLMS (Lin et al. 2024; Li et al. 2024; Wang et al. 2024; Chen et al. 2023) in generating descriptions for long videos. Specifically, the 7B model-based StoryTeller achieves an accuracy in the StoryQA evaluation that is 9.5% higher than the best-performing baseline model, Gemini-1.5-pro. In human side-by-side evaluation, StoryTeller shows an advantage of +15.56% over Gemini-1.5-pro. Additionally, we verify the significant role of accurate audio-visual character identification on improving description. Incorporating audio-visual character identification results from StoryTeller as input consistently improves the performance of various LVLMS, with Gemini-1.5-pro and GPT-4o achieving relative accuracy gains of 5.5% and 13.0% on StoryQA, respectively.

## 2 Related Work

**Long Video Description.** Limited by the number of input frames, LVLMS are primarily effective for short video clips and typically generate descriptions focused on low-level visual concepts (Wang et al. 2024; Lin et al. 2024; Chen et al. 2024b; Wang, Yuan, and Zhang 2024; Lin et al. 2023; Li et al. 2023b). There remains a gap in describing longer videos, which may span several minutes or more, and in capturing higher-level content like character interactions and plot progression. Some research (Zhang et al. 2024; Han et al. 2023b,a) treats long videos as a series of short clips, incorporating previous descriptions when describing the current one, but this can lead to cumulative errors that affect consistency and coherence of the overall narrative (Han et al. 2023b). Another approach, Video ReCap (Islam et al. 2024), offers a recursive model for varying video lengths. Nevertheless, for longer videos, this method tends to produce summaries, limiting its ability to generate detailed descriptions.

**Audio-Visual Character Identification.** Character identification is essential for high-quality video descriptions (Raa-jesh et al. 2024; Ji et al. 2024), particularly to maintain consistency across clips. While prior research has focused on visual-level identification (Nagrani and Zisserman 2018;

Tapaswi, Bäumel, and Stiefelhagen 2012), leveraging audio cues to determine which character is speaking can straightforwardly improve descriptions. A closely related area of research is audio-visual diarization, which integrates both visual and auditory features to segment speakers in audio (Xu et al. 2022; He, Du, and Lee 2022). Nonetheless, current methods are still unable to identify the speakers’ identities.

## 3 MovieStory101 Dataset

MovieStory101 is a long video description dataset based on movies from Movie101 (Yue et al. 2023) and Movie101v2 (Yue et al. 2024). We choose movies because they contain rich and diverse information. A high-quality movie description should capture not only fine-grained details such as scenes, characters, and actions but also higher-level aspects like character relationships, plot development, and causal links between events (see Figure 1).

The MovieStory101 task is related to audio description for movies (Han et al. 2023b,a, 2024), which narrates non-dialogue segments, and dense video captioning (Krishna et al. 2017; Chen et al. 2020), which generates temporally localized descriptions. However, MovieStory101 goes further by offering comprehensive, plot-level description, integrating both visual and audio information. We refer to this as *full description*. Figure 1 illustrates the difference between a full description and the original audio description from Movie101. In Table 1, we report the statistics of MovieStory101 and compare them with those of the other video description datasets, emphasizing its unique features: detailed descriptions, long video durations, and a large number of characters. Additionally, we provide a comparison of the annotations across different movie datasets in Table 2.

### 3.1 Movie Source

We construct MovieStory101 based on Movie101 and Movie101v2, which together comprise 203 movies. Since both sources contain audio descriptions integrated into the audio tracks, we collect the original editions to obtain the original audio tracks. After review, we select 187 movies for our dataset, excluding 16 movies because their original editions differed significantly from their barrier-free versions. Each selected movie is segmented into 3-minute clips. The final MovieStory101 dataset includes 5,210 / 140 / 632 clips in the training / development / testing split, totaling 300 hours. Each split contains video clips from different movies.

### 3.2 Annotation Process

The annotation process includes movie descriptions, character photos, and audio-visual character identification.

**Movie description.** We annotate each movie clip with detailed description. To improve efficiency, annotators use audio descriptions and ASR data from Movie101 and Movie101v2 as references. Annotators are tasked with providing the descriptions of each event in the video, along with the corresponding start and end timestamps. The descriptions should include details about scenes, characters, actions, dialogues, and plot development. In addition, annotators revise ASR data to generate subtitles.



Figure 1: Example from MovieStory101: Each sample includes a 3-minute video, a detailed description, cast list, and subtitles with character names. We compare the full description with audio description (from Movie101); green text highlights additional details in full description, such as character identification, emotions, and activities.

Dataset	Video Source	Description Style	# Movie	# Clip	$L_v$	$L_t$	$N_{char}$
MovieNet (Huang et al. 2020b)	movie	-	1100	42K	428.0	-	-
ActivityNet Captions (Krishna et al. 2017)	ActivityNet	activity description	-	20k	180.0	49.2	-
YouCook2 (Zhou, Xu, and Corso 2018)	Youtube cook video	activity description	-	2k	316.2	67.8	-
ViTT (Huang et al. 2020a)	Youtube video	activity tag	-	8k	282.0	21.1	-
CMD-AD (Han et al. 2024)	movie	audio description	1432	101k	2.8	9.1	-
Movie101 (Yue et al. 2023)	movie	audio description	101	14.1k	20.4	80.7	2.0
Movie101-v2 (Yue et al. 2024)	movie	audio description	203	46k	12.8	39.1	1.9
MovieStory101	movie	full description	187	6k	180.0	565.0	4.3

Table 1: Data statistics for MovieStory101 compared with other video description datasets.  $L_v/t$ : average clip duration (seconds) or text length (words; Chinese characters underlined);  $N_{char}$ : average number of characters per clip.

Dataset	full description	character photo	subtitle	speaker name	audio description
MovieNet (Huang et al. 2020b)	✗	✓	✓	✗	✗
MovieQA (Tapaswi et al. 2016)	✗	✗	✓	✗	✓
CMD-AD (Han et al. 2024)	✗	✓	✗	✗	✓
Movie101 (Yue et al. 2023)	✗	✓	✓	✗	✓
Movie101-v2 (Yue et al. 2024)	✗	✓	✓	✗	✓
MovieStory101	✓	✓	✓	✓	✗

Table 2: Annotation comparison between MovieStory101 and related movie datasets. Note that the subtitles provided by Movie101 and Movie101v2 are generated using ASR and MovieStory101 manually revised them.

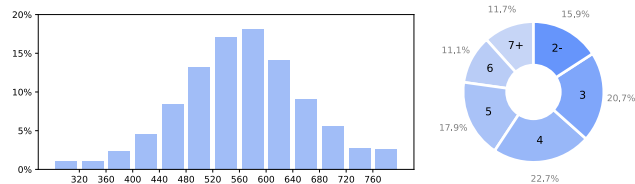


Figure 2: Distribution of description length (left) and character count (right) in MovieStory101.

**Character photos.** Annotators identify main characters and select a face for each in each movie clip, creating a cast list with names and corresponding faces.

**Audio-visual character identification.** Annotators identify the speaker for each dialogue line in the clips. If the speaker is in the cast list, their character name is assigned; otherwise, a descriptive name is used.

See annotation guidelines and annotator information

in Appendix A. Figure 1 provides an example in MovieStory101 dataset. Figure 2 shows the statistics for descriptions and characters in MovieStory101.

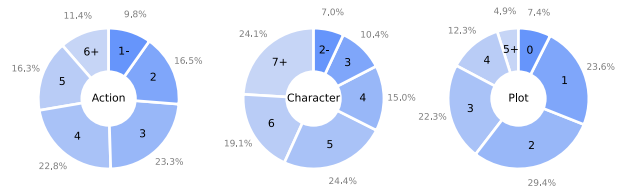


Figure 3: The distribution of the three types of QA counts across each clip in the MovieStory101 test set.

### 3.3 Evaluation of Description

Evaluating long video descriptions is challenging due to the numerous details they contain, which increases evaluation costs. To address this, we develop an automatic evaluation method called StoryQA for the MovieStory101 test set. On average, each 3-minute video in StoryQA is accompanied by 38 multiple-choice questions focusing on visual actions, character relationships, and plot development. During evaluation, we employ GPT-4 (OpenAI 2023) to answer these questions given the long description as context, and the QA accuracy serves as an automated metric for assessing the quality of the description. The prompt template is shown in Appendix F. Table 3 shows examples in StoryQA.

**Creation for StoryQA** We identify three key types of information for evaluating long video descriptions: 1) **Action**:

Type	Question	Options	
Action	What does Jiang Feng do immediately after he tells Hui Lan that he saw 'her'?	A. Leaves the hut C. Calls someone on the phone	B. Cries D. Prepares for surgery
Character	How does Jiang Feng react when Hui Lan decides to leave?	A. He insists on accompanying her C. He gets angry at her decision	B. He advises her not to do so D. He feels relieved
Plot	What must happen within 72 hours of the first memory reload for Jiang Feng?	A. Another memory extraction surgery C. Restore all his memories	B. Take a special pill D. Make a reservation

Table 3: Examples of Action, Character, and Plot Questions in StoryQA.

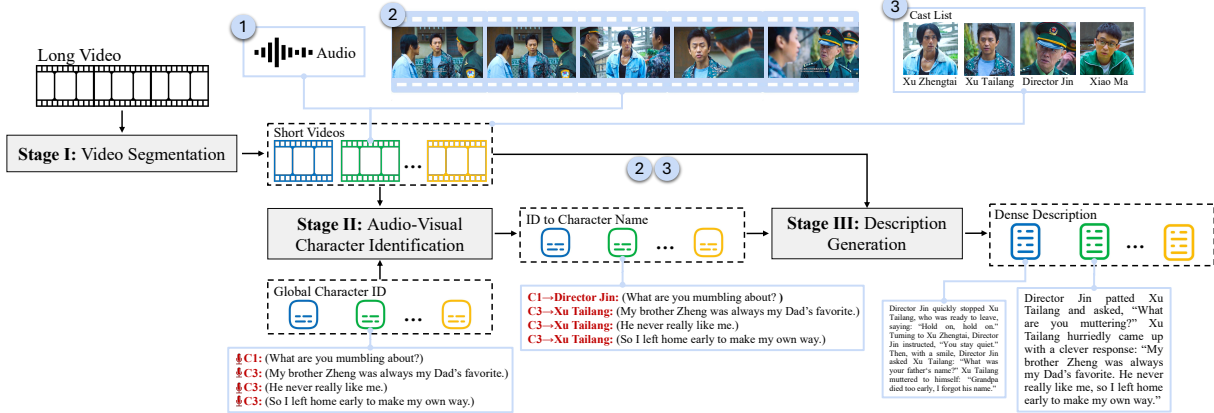


Figure 4: Pipeline of StoryTeller, consisting of three modules: Stage I - Video Segmentation, where videos are divided into short clips that are relatively independent and internally complete; Stage II - Audio-Visual Character Identification, where characters are identified for each dialogue line using both audio and visual cues; and Stage III - Description Generation, where detailed descriptions are generated for each short clip, ultimately producing a consistent narrative for the entire long video.

actions, their sequence, and causal relationships; 2) **Character**: roles, relationships, and their evolution; 3) **Plot**: causes, character motivations, and event connections. We generate QA pairs for each type, as detailed in Appendix B. Figure 3 shows the distribution of QA counts across each clip in the MovieStory101 test set.

**Validation for StoryQA** To evaluate the quality of StoryQA, we sample 100 QA pairs, checking if each question is answerable based on the corresponding video and if the correct answer is among the options. The qualification rate is 98%. Then, we evaluate the GPT-4 evaluator by sampling 100 (description, question) pairs, with descriptions from both baselines in the Experiments section and StoryTeller. The authors answer each question, and we measure GPT-4’s agreement with the authors, which is 95%.

## 4 StoryTeller Long Video Description System

### 4.1 Overview

StoryTeller is a fully automated system for generating descriptions of long videos. As shown in Figure 4, it consists of three main modules: 1) the *video segmentation* module divides the long video into multiple short clips, each lasting several seconds, while preserving the integrity and relative independence of these clips, as detailed in Appendix C; 2) the *audio-visual character identification* module, which employs a dual mechanism, local and global, to accurately identify characters throughout the long video. Locally, a multimodal large language model (MLLM) integrates audio, visual, and text modalities to achieve character identi-

fication using both audio and visual cues within each short clip. Globally, during inference, a global decoding algorithm processes multiple short clips associated with the same character simultaneously, combining their local results from the MLLM to enhance the overall identification accuracy; 3) the *description generation* module utilizes an LVLMM to produce a detailed description. By incorporating the audio-visual character identification as input, the LVLMM generates coherent video descriptions that span the entire long video, resulting in a plot-level dense narrative.

### 4.2 Audio-Visual Character Identification

The audio-visual character identification module determines speakers identity in video clips by integrating audio, visual and textual information. In particular, given a video clip (frames, audio and subtitles) and a cast list (character photos and names), the module assigns each dialogue line to its corresponding character. If the speaker is in the cast list, their name is provided; otherwise, a descriptive identity (e.g., ‘a police officer’ or ‘a little girl’) is used. This task presents several challenges: 1) relying solely on visual information is often insufficient, especially when multiple characters are on screen or the speaker is not visible; 2) audio cues in seconds-long clips are typically isolated, making them less effective for character identification. However, in longer segments, audio can be leveraged to extract speaker features across different clips, such as identifying if the same person speaks in multiple segments. Models that are limited to short segments often struggle to incorporate such global features effectively.

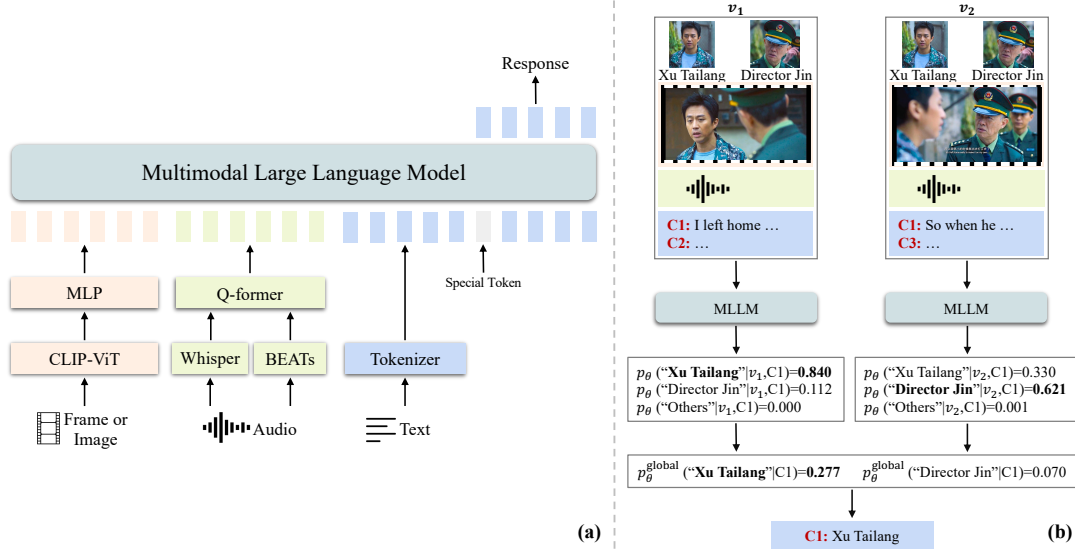


Figure 5: Audio-visual character identification module. (a) A multimodal large language model integrating visual, audio and text inputs is employed to identify characters in seconds-long videos. (b) Global Decoding: During inference, consistent mapping of global IDs across different short clips ensures the same global ID is assigned the same character name.

To address the aforementioned challenges, we design a novel audio-visual character identification mechanism incorporating a MLLM equipped with both audio and video modalities. We also develop a global decoding algorithm to leverage global audio information for more accurate character identification. Specifically, as illustrated in Figure 4, we begin by performing audio diarization on the entire video, segmenting the dialogue, and assigning IDs to different speakers (e.g., C1, C2, etc.), as detailed in Appendix D. The subtitles with global IDs are then fed into the MLLM to identify the corresponding character names for each global ID. The global decoding mechanism processes short video clips in parallel, ensuring that global IDs in different clips are consistently mapped to the same name, thereby improving identification accuracy. Details are provided below.

**Model Architecture and Training.** We integrate a MLLM capable of processing both visual and auditory data, as depicted in Figure 5. For visual inputs, each image or video frame is encoded by CLIP-ViT (Radford et al. 2021), followed by mapping into the token embedding space of the downstream LLM through a multi-layer perceptron (MLP). These tokens are then fed into the LLM. The audio inputs are processed by dual auditory encoders (Tang et al. 2023), a speech encoder from Whisper-Large-v2 (Radford et al. 2023) and a non-speech BEATs audio encoder (Chen et al. 2022). The outputs from the two audio encoders are concatenated at the frame level. Subsequently, a window-level Q-former (Li et al. 2023a) align the combined audio representation to the LLM’s input space.

We initialize the visual module and language model from the Tarsier-7b (Wang, Yuan, and Zhang 2024), a large vision-language model demonstrating SOTA performance on various video understanding benchmarks. Our training protocol consists of three phases: (1) pre-training the audio module, (2) fine-tuning on tasks including audio diarization, character identification, recognition and tracking, and

(3) fine-tuning for audio-visual character identification using MovieStory101 training set. Details on the dataset used in each phase and the complete training methodology are provided in Appendix E.

**Global Decoding.** The MLLM assigns names to each global character ID. First, these names come from a set  $\mathcal{N}$ , including all names from the cast list as well as a special item “Others”, representing characters not in the cast list. When the model outputs “Others”, it will further provide a descriptive name. Second, the model outputs a JSON dictionary, where each key is a global character ID within the input short clip, and each corresponding value is the assigned name. Keys are listed in ascending order of global character IDs.

A given global character ID may appear simultaneously in multiple short video clips. If we independently assign names to the ID across different clips, conflicts may arise where the same character ID is assigned different names in different clips. To address this, we decode the results from all clips containing the same global character ID in parallel.

Specifically, we consider a multimodal LLM parameterized by  $\theta$ , which assigns names to each global character ID in a fixed ascending order (i.e., C1, C2, ...). For a given global character ID  $x$  appearing in  $m$  short video clips, denoted as  $v_1, \dots, v_m$ , the probability that the model assigns a name  $y \in \mathcal{N}$  to  $x$  in clip  $v_k$  is given by  $p_\theta(y|v_k, x)$ , which can be computed as:

$$p_\theta(y|v_k, x) = \prod_t p_\theta(y_t|v_k, x, y_{<t}), \quad (1)$$

where  $y_t$  is the  $t$ -th token in the response and  $y_{<t}$  is tokens in the response before  $y_t$ .

Then, the global probability of  $x$  corresponding to name  $y$  is defined as

$$p_\theta^{\text{global}}(y|x) = \prod_{k=1}^m p_\theta(y|v_k, x). \quad (2)$$

Model	StoryQA Accuracy $\uparrow$				CIDEr $\uparrow$	R@1/5 $\uparrow$	CRITIC $\uparrow$
	Character	Action	Plot	Total			
Gemini-1.5-pro	0.578	0.501	0.534	0.544	0.035	0.231	0.497
GPT-4o	0.517	0.479	0.528	0.507	0.000	0.318	0.370
VILA1.5-8B	0.561	0.459	0.540	0.524	0.120	0.339	0.608
LLaVA-OneVision-7B	0.557	0.454	0.540	0.520	0.199	0.339	0.615
Qwen2-VL-7B	0.549	0.468	0.549	0.523	0.084	0.340	0.594
InternVL2-8B	0.535	0.448	0.506	0.501	0.168	0.336	0.573
<b>StoryTeller</b>	<b>0.676</b>	<b>0.583</b>	<b>0.644</b>	<b>0.639</b>	<b>0.237</b>	<b>0.342</b>	<b>0.630</b>

Table 4: Results of video descriptions generated by StoryTeller and baselines, evaluated using StoryQA and traditional metrics.

The name assigned to the global character ID  $x$  is then determined as  $\arg \max_{y \in \mathcal{N}} p_{\theta}^{\text{global}}(y|x)$ .

For example, as shown in Figure 5, both videos  $v_1$  and  $v_2$  contain lines from character  $C1$ . In  $v_2$ , although Xu Tailang speaks, the camera focuses entirely on silent Director Jin, leading the model assigns a higher probability to Director Jin being the speaker. However, the model still assigns over 30% confidence to Xu Tailang. By integrating information from the entire video globally,  $C1$  is ultimately mapped to Xu Tailang, correcting the erroneous prediction in  $v_2$ .

In addition, when calculating the probability of the model generating the special item ‘‘Others’’, only the token probability for ‘‘Others’’ is considered, excluding any descriptive name tokens. This approach is based on our observation that the model consistently achieves high accuracy in generating descriptive names, but during inference, it may produce different yet valid descriptions for the same individual, such as ‘A policeman’ and ‘A man in police uniform.’ Although these descriptions vary, they do not impact the final video descriptions, as the language model can correctly identify that they refer to the same person.

### 4.3 Description Generation

After identifying the character, we proceed to generate the final description. At this stage, the video, cast list, and subtitles with character names are provided to the model. Audio input is excluded to ensure compatibility with most existing open-source or closed-source large vision-language models. For open-source models, we use video description data from the MovieStory101 training set for supervised fine-tuning. During this stage, both visual adapter and LLM are trained.

## 5 Experiments

### 5.1 Baselines

We compare our method against two types of baselines:

- **Closed-Source LVLMS:** We compare our method with Gemini-1.5-pro (Reid et al. 2024) and GPT-4o (OpenAI 2024). For both models, we perform prompt engineering to generate detailed video descriptions that incorporate both fine-grained details and high-level plot information. The prompt templates are provided in Appendix F.
- **Open-Source LVLMS:** We also compare our method with open-source LVLMS that demonstrate strong video understanding capabilities, including VILA1.5-8B (Lin et al. 2024), LLaVA-OneVision-7B (Li et al. 2024), Qwen2-VL-7B (Peng et al. 2024), and InternVL2-

8B (Chen et al. 2023, 2024b), all fine-tuned on the MovieStory101 training set for fairness.

For all baselines, we provide the video, cast list and subtitles as input. Specifically, for Gemini-1.5-pro, we input the entire 3-minute video, while for other models, we divide the video into 10-second clips and sample 8 frames from each. Finally, we concatenate the descriptions from each clip to form a complete description of the entire 3-minute video.

### 5.2 Experimental Results

First, we evaluate the descriptions generated by our method and the baselines on the StoryQA dataset. As shown in Table 4, StoryTeller outperforms all baselines on StoryQA. Notably, StoryTeller achieves a 9.5% higher accuracy than the strongest baseline, Gemini-1.5-pro. Table 6 shows a video example featuring multiple characters, where StoryTeller effectively tracks their relationships, resulting in description with fewer hallucination compared to Gemini-15-pro. When analyzing performance across different question types in StoryQA, StoryTeller outperforms all baselines on action, character and plot questions, indicating that StoryTeller provides more accurate descriptions of both low-level visual details and high-level plot information.

Baseline	Win	Same	Loss	Advantage
Gemini-1.5-pro	40.89%	33.78%	25.33%	+15.56%
VILA1.5-8B	56.11%	30.03%	13.86%	+42.25%

Table 5: Human side-by-side evaluation results on the MovieStory101 test set (StoryTeller vs. baseline). **Win**, **Same**, and **Loss** refer to StoryTeller outcomes. **Advantage** is calculated as **Win** – **Loss**.

We continue to conduct a human side-by-side evaluation, considered the gold standard for assessing video descriptions. We compare StoryTeller against Gemini-1.5-pro and VILA1.5-8B, separately representing the best closed-source and open-source baselines. In this evaluation, we randomly selected 100 3-minute videos from the MovieStory101 test set and asked annotators to compare the descriptions generated by two models, collecting their preferences. Due to the difficulty of directly comparing 3-minute videos, annotators viewed them in 20-second segments and provided preferences for the corresponding descriptions. We calculated the win rate at the 20-second segment level. The results, presented in Table 5, align with our automatic evaluation findings. Descriptions generated by StoryTeller significantly outperforms those generated by Gemini-1.5-pro and VILA1.5-8B. Specifically, StoryTeller demonstrate a



**StoryTeller:** Principal looked at Teacher Wang and said, "Come out for a moment.". Principal left the classroom, Teacher Wang turned around and said, "Head to self-study;" then Teacher Wang also left the classroom. Xia Luo rolled his eyes, grabbed his books, and walked towards the back of the classroom. He patted Yuan Hua's shoulder and said, "Move to the back." Yuan Hua asked: "Did Teacher Wang agree to this?" Xia Luo continued: "If he doesn't, I'll just flatter him again." Yuan Hua, who was sitting behind, overheard Xia Luo's words, then turned and whispered to Qiu Ya, who was sitting in front of him. Qiu Ya asked, "What should I do, Yuan Hua?" Yuan Hua looked at Qiu Ya and said, "Don't worry, I'll be back." Yuan Hua left after speaking. Xia Luo sat down and looked at Qiu Ya. Ma Dongmei said, "You go to the back." Meng Te turned to Ma Dongmei and said, "Ma Dongmei, You can't tear us apart just to pursue your own happiness." Ma Dongmei snapped the pen in two and threw it on the ground ...

**Gemini-1.5-pro:** Principal calls Xia Luo out of the classroom. Teacher Wang asks Ma Dongmei to go to self-study. Xia Luo walks to the back of the classroom and stands next to Yuan Hua. Xia Luo asks Yuan Hua to change seats with him and threatens to beat him if he doesn't agree. Yuan Hua looks back at his girlfriend, Qiu Ya, with a concerned expression. Xia Luo changes seats with Yuan Hua and sits next to Qiu Ya. Yuan Hua worries about Qiu Ya and asks her what to do. Xia Luo assures Yuan Hua that he will come back eventually. Yuan Hua smiles reluctantly and walks to the back of the classroom. Xia Luo smiles at Qiu Ya. She looks back at him with an annoyed expression. Ma Dongmei walks towards Qiu Ya and scolds her for breaking them up. She throws a pen in anger and Yuan Hua is upset ...

Text in green highlights accurate details that are missed by the other model, while text in red indicates hallucinated descriptions.

Figure 6: Comparison of StoryTeller and Gemini-1.5-pro on a video example featuring multiple characters (same as Figure 1).

Model	Baseline	+ Segmentation Method		+ Characher Names		+ Descriptive Names	
	Acc	Acc	Impv	Acc	Impv	Acc	Impv
Gemini-1.5-pro(Reid et al. 2024)	-	0.544	-	0.566	4.0%	0.574	1.4%
GPT-4o(OpenAI 2024)	0.507	0.519	2.4%	0.564	8.7%	0.573	1.6%
VILA1.5-8B(Lin et al. 2024)	0.524	0.566	8.0%	0.6	6.0%	0.605	0.8%
LLaVA-OneVision-7B(Li et al. 2024)	0.52	0.561	7.9%	0.593	5.7%	0.598	0.8%
Qwen2-VL-7B(Peng et al. 2024)	0.523	0.555	6.1%	0.597	7.6%	0.601	0.7%
InternVL2-8B(Chen et al. 2023, 2024b)	0.501	0.541	8.0%	0.578	6.8%	0.582	0.7%
<b>StoryTeller</b>	0.567	0.597	5.3%	0.631	5.7%	0.639	1.3%
Average	0.524	0.555	6.3%	0.590	6.4%	0.596	1.0%

Table 6: Evaluation of StoryTeller as a general framework for improving video descriptions across vairous LVLMS. The performance on StoryQA when key components are incrementally added: video segmentation module, integration of the audio-visual character identification (with 'Others' label for unlisted characters), and the use of descriptive names. The baseline approach involves segmenting videos into 10-second clips and generating descriptions without audio-visual character identification.

+15.56% advantage over Gemini-1.5-pro and a +42.25% advantage over VILA1.5-8B.

Besides StoryQA, we report results from traditional evaluation metrics, including CIDEr (Vedantam, Lawrence Zitnick, and Parikh 2015), R@1/5 (Han et al. 2023a) and CRITIC (Han et al. 2024), as shown in Figure 4. We should note that traditional metrics (e.g., BLEU, ROUGE, CIDEr) rely on n-gram overlap, often penalizing accurate descriptions with different wording. Embedding-based metrics like R@1/5 improve semantic evaluation but still struggle with long, detailed content. This limitation is evident in Table 4, where Gemini-1.5-pro scores lower than VILA1.5-8B despite outperforming it in human side-by-side evaluations. At last, as modern video description models are largely LLM-based and generally produce fluent outputs, we prioritize evaluating content accuracy. StoryQA serves as an effective and scalable automated evaluation approach.

The system design of StoryTeller is a general framework applicable to various LVLMS to enhance their long video descriptions. Table 6 presents the additive contributions of each component for various LVLMS. First, replacing the direct division into 10-second clips with our video segmentation module consistently improves description accuracy across all models, resulting in an average relative increase of 6.3% in accuracy on the StoryQA. Second, utilizing the audio-visual identification results generated by our model as input for the LVLMS, we observe an average relative accuracy improvement of 6.4%. This demonstrates that our model's audio-visual identification results is effective for enhancing video descriptions across various LVLMS. Lastly, we observe that replacing 'Others' with descriptive names generated by our model further improves video descriptions, consistently benefiting all models. Notably, under our frame-

work, Gemini-1.5-pro and GPT-4o achieve relative improvements of 5.5% and 13.0% in accuracy, respectively.

Method	Accuracy
w/o subtitle	0.741
w/o audio	0.722
w/o video	0.430
w/o sft on audio and visual tasks	0.745
w/o global decoding	0.759
<b>Ours</b>	<b>0.791</b>

Table 7: Ablation study results for audio-visual character identification accuracy on MovieStory101 test set.

At last, we conduct ablation study to evaluate the necessity of multi-modal inputs, fine-tuning for audio and visual tasks (audio diarization, character recognition, identification, and tracking), as well as effect of global decoding within the audio-visual identification module. We assess the accuracy of audio-visual character identification on the MovieStory101 test set, as shown in Table 7. It indicates that combining multi-modal inputs is crucial for character identification. Specifically, removing subtitle, audio or video inputs results in a reduction in accuracy by 5.0%, 6.9% and 36.1%, respectively. In addition, fine-tuning the audio and visual tasks improves performance by 4.6%, while global decoding contributes 3.2% improvement.

## 6 Conclusion

In this paper, we introduce StoryTeller, a system for producing detailed, plot-level descriptions, composed of three modules: video segmentation, audio-visual character identification, and description generation. We introduce a new dataset, MovieStory101, with 5,982 three-minute movie

clips from 187 movies. To effectively and efficiently evaluate long video descriptions, we present StoryQA, a large-scale multiple-choice question-answering dataset aligned with the MovieStory101 test set. We assess descriptions by inputting them into GPT-4 to answer these questions, using accuracy as an automatic evaluation metric. Experiments demonstrate that StoryTeller outperforms all baselines, surpassing Gemini-1.5-pro by 9.5% in accuracy on StoryQA and achieving a +15.56% advantage in human side-by-side evaluations.

## References

- Castellano, B. 2014. PySceneDetect. <https://www.scenedetect.com>. Accessed: 2025-07-25.
- Chen, G.; Chai, S.; Wang, G.; Du, J.; Zhang, W.-Q.; Weng, C.; Su, D.; Povey, D.; Trmal, J.; Zhang, J.; et al. 2021. Gigaspeech: An evolving, multi-domain asr corpus with 10,000 hours of transcribed audio. arXiv:2106.06909.
- Chen, S.; Wu, Y.; Wang, C.; Liu, S.; Tompkins, D.; Chen, Z.; and Wei, F. 2022. Beats: Audio pre-training with acoustic tokenizers. arXiv:2212.09058.
- Chen, Y.; Zheng, S.; Wang, H.; Cheng, L.; Chen, Q.; Zhang, S.; and Li, J. 2024a. ERes2NetV2: Boosting Short-Duration Speaker Verification Performance with Computational Efficiency. arXiv:2406.02167.
- Chen, Z.; Wang, W.; Tian, H.; Ye, S.; Gao, Z.; Cui, E.; Tong, W.; Hu, K.; Luo, J.; Ma, Z.; et al. 2024b. How Far Are We to GPT-4V? Closing the Gap to Commercial Multimodal Models with Open-Source Suites. arXiv:2404.16821.
- Chen, Z.; Wu, J.; Wang, W.; Su, W.; Chen, G.; Xing, S.; Zhong, M.; Zhang, Q.; Zhu, X.; Lu, L.; Li, B.; Luo, P.; Lu, T.; Qiao, Y.; and Dai, J. 2023. InternVL: Scaling up Vision Foundation Models and Aligning for Generic Visual-Linguistic Tasks. arXiv:2312.14238.
- Chen, Z.; Yoshioka, T.; Lu, L.; Zhou, T.; Meng, Z.; Luo, Y.; Wu, J.; Xiao, X.; and Li, J. 2020. Continuous speech separation: Dataset and analysis. In *ICASSP 2020-2020 IEEE International Conference on Acoustics, Speech and Signal Processing (ICASSP)*, 7284–7288. IEEE.
- Chung, J. S.; Huh, J.; Nagrani, A.; Afouras, T.; and Zisserman, A. 2020. Spot the conversation: speaker diarisation in the wild. arXiv:2007.01216.
- Desplanques, B.; Thienpondt, J.; and Demuynck, K. 2020. Ecapa-tdnn: Emphasized channel attention, propagation and aggregation in tdnn based speaker verification. arXiv:2303.00332.
- Drossos, K.; Lipping, S.; and Virtanen, T. 2020. Clotho: An audio captioning dataset. In *ICASSP 2020-2020 IEEE International Conference on Acoustics, Speech and Signal Processing (ICASSP)*, 736–740. IEEE.
- Fu, Y.; Cheng, L.; Lv, S.; Jv, Y.; Kong, Y.; Chen, Z.; Hu, Y.; Xie, L.; Wu, J.; Bu, H.; et al. 2021. Aishell-4: An open source dataset for speech enhancement, separation, recognition and speaker diarization in conference scenario. arXiv:2104.03603.
- Han, T.; Bain, M.; Nagrani, A.; Varol, G.; Xie, W.; and Zisserman, A. 2023a. Autoad ii: The sequel-who, when, and what in movie audio description. In *Proceedings of the IEEE/CVF International Conference on Computer Vision*, 13645–13655.
- Han, T.; Bain, M.; Nagrani, A.; Varol, G.; Xie, W.; and Zisserman, A. 2023b. AutoAD: Movie description in context. In *Proceedings of the IEEE/CVF Conference on Computer Vision and Pattern Recognition*, 18930–18940.
- Han, T.; Bain, M.; Nagrani, A.; Varol, G.; Xie, W.; and Zisserman, A. 2024. Autoad iii: The prequel-back to the pixels. In *Proceedings of the IEEE/CVF Conference on Computer Vision and Pattern Recognition*, 18164–18174.
- He, M.-K.; Du, J.; and Lee, C.-H. 2022. End-to-end audio-visual neural speaker diarization. In *Proc. Interspeech*, 1461–1465.
- Huang, G.; Pang, B.; Zhu, Z.; Rivera, C.; and Soricut, R. 2020a. Multimodal Pretraining for Dense Video Captioning. In *AACL-IJCNLP 2020*.
- Huang, Q.; Xiong, Y.; Rao, A.; Wang, J.; and Lin, D. 2020b. Movienet: A holistic dataset for movie understanding. In *Computer Vision—ECCV 2020: 16th European Conference, Glasgow, UK, August 23–28, 2020, Proceedings, Part IV 16*, 709–727. Springer.
- Islam, M. M.; Ho, N.; Yang, X.; Nagarajan, T.; Torresani, L.; and Bertasius, G. 2024. Video ReCap: Recursive Captioning of Hour-Long Videos. In *Proceedings of the IEEE/CVF Conference on Computer Vision and Pattern Recognition*, 18198–18208.
- Ji, Y.; Zhang, S.; Wu, J.; Sun, P.; Chen, W.; Xiao, X.; Yang, S.; Yang, Y.; and Luo, P. 2024. IDA-VLM: Towards Movie Understanding via ID-Aware Large Vision-Language Model. arXiv:2407.07577.
- Kim, C. D.; Kim, B.; Lee, H.; and Kim, G. 2019. Audio-caps: Generating captions for audios in the wild. In *Proceedings of the 2019 Conference of the North American Chapter of the Association for Computational Linguistics: Human Language Technologies, Volume 1 (Long and Short Papers)*, 119–132.
- Krishna, R.; Hata, K.; Ren, F.; Fei-Fei, L.; and Carlos Niebles, J. 2017. Dense-captioning events in videos. In *Proceedings of the IEEE international conference on computer vision*, 706–715.
- Li, B.; Zhang, Y.; Guo, D.; Zhang, R.; Li, F.; Zhang, H.; Zhang, K.; Li, Y.; Liu, Z.; and Li, C. 2024. Llava-onevision: Easy visual task transfer. arXiv:2408.03326.
- Li, J.; Li, D.; Savarese, S.; and Hoi, S. 2023a. Blip-2: Bootstrapping language-image pre-training with frozen image encoders and large language models. In *International conference on machine learning*, 19730–19742. PMLR.
- Li, K.; He, Y.; Wang, Y.; Li, Y.; Wang, W.; Luo, P.; Wang, Y.; Wang, L.; and Qiao, Y. 2023b. Videochat: Chat-centric video understanding. arXiv:2305.06355.
- Lin, B.; Zhu, B.; Ye, Y.; Ning, M.; Jin, P.; and Yuan, L. 2023. Video-llava: Learning united visual representation by alignment before projection. arXiv:2311.10122.



- Lin, J.; Yin, H.; Ping, W.; Molchanov, P.; Shoeybi, M.; and Han, S. 2024. Vila: On pre-training for visual language models. In *Proceedings of the IEEE/CVF Conference on Computer Vision and Pattern Recognition*, 26689–26699.
- Mccowan, I.; Carletta, J.; Kraaij, W.; Ashby, S.; Bourban, S.; Flynn, M.; Guillemot, M.; Hain, T.; Kadlec, J.; Karaïskos, V.; Kronenthal, M.; Lathoud, G.; Lincoln, M.; Lisowska Masson, A.; Post, W.; Reidsma, D.; and Wellner, P. 2005. The AMI meeting corpus. *Int'l. Conf. on Methods and Techniques in Behavioral Research*.
- Mei, X.; Meng, C.; Liu, H.; Kong, Q.; Ko, T.; Zhao, C.; Plumbley, M. D.; Zou, Y.; and Wang, W. 2024. Wavcaps: A chatgpt-assisted weakly-labelled audio captioning dataset for audio-language multimodal research. *IEEE/ACM Transactions on Audio, Speech, and Language Processing*.
- Nagrani, A.; and Zisserman, A. 2018. From benedict cumberbatch to sherlock holmes: Character identification in tv series without a script. arXiv:1801.10442.
- OpenAI. 2023. GPT-4 Technical Report. arXiv:2303.08774.
- OpenAI. 2024. GPT-4o. <https://openai.com/index/hello-gpt-4o/>. Accessed: 2025-07-25.
- Panayotov, V.; Chen, G.; Povey, D.; and Khudanpur, S. 2015. Librispeech: an asr corpus based on public domain audio books. In *2015 IEEE international conference on acoustics, speech and signal processing (ICASSP)*, 5206–5210. IEEE.
- Peng, W.; Shuai, B.; Sinan, T.; Shijie, W.; Zhihao, F.; Jinze, B.; Keqin, C.; Xuejing, L.; Jialin, W.; Wenbin, G.; Yang, F.; Kai, D.; Mengfei, D.; Xuancheng, R.; Rui, M.; Dayiheng, L.; Chang, Z.; Jingren, Z.; and Junyang, L. 2024. Qwen2-VL: Enhancing Vision-Language Model's Perception of the World at Any Resolution. arXiv:2409.12191.
- Przybocki, M.; and Martin, A. 2001. 2000 NIST Speaker Recognition Evaluation. <https://catalog.ldc.upenn.edu/LDC2001S97>. Accessed: 2025-07-25.
- Raajesh, H.; Desanur, N. R.; Khan, Z.; and Tapaswi, M. 2024. MICap: A Unified Model for Identity-aware Movie Descriptions. In *Proceedings of the IEEE/CVF Conference on Computer Vision and Pattern Recognition*, 14011–14021.
- Radford, A.; Kim, J. W.; Hallacy, C.; Ramesh, A.; Goh, G.; Agarwal, S.; Sastry, G.; Askell, A.; Mishkin, P.; Clark, J.; et al. 2021. Learning transferable visual models from natural language supervision. In *International conference on machine learning*, 8748–8763. PMLR.
- Radford, A.; Kim, J. W.; Xu, T.; Brockman, G.; McLeavey, C.; and Sutskever, I. 2023. Robust speech recognition via large-scale weak supervision. In *International conference on machine learning*, 28492–28518. PMLR.
- Reid, M.; Savinov, N.; Teplyashin, D.; Lepikhin, D.; Lillcrap, T.; Alayrac, J.-b.; Soricut, R.; Lazaridou, A.; Firat, O.; Schrittwieser, J.; et al. 2024. Gemini 1.5: Unlocking multimodal understanding across millions of tokens of context. arXiv:2403.05530.
- Ryant, N.; Church, K.; Cieri, C.; Cristia, A.; Du, J.; Ganapathy, S.; and Liberman, M. 2019. The second dihard diarization challenge: Dataset, task, and baselines. arXiv:1906.07839.
- Tang, C.; Yu, W.; Sun, G.; Chen, X.; Tan, T.; Li, W.; Lu, L.; Ma, Z.; and Zhang, C. 2023. Salmonn: Towards generic hearing abilities for large language models. arXiv:2310.13289.
- Tapaswi, M.; Bäuml, M.; and Stiefelhofen, R. 2012. “Knock! Knock! Who is it?” probabilistic person identification in TV-series. In *2012 IEEE Conference on Computer Vision and Pattern Recognition*, 2658–2665. IEEE.
- Tapaswi, M.; Zhu, Y.; Stiefelhofen, R.; Torralba, A.; Urtasun, R.; and Fidler, S. 2016. Movieqa: Understanding stories in movies through question-answering. In *Proceedings of the IEEE conference on computer vision and pattern recognition*, 4631–4640.
- Vedantam, R.; Lawrence Zitnick, C.; and Parikh, D. 2015. Cider: Consensus-based image description evaluation. In *Proceedings of the IEEE conference on computer vision and pattern recognition*, 4566–4575.
- Wang, H.; Zheng, S.; Chen, Y.; Cheng, L.; and Chen, Q. 2023. Cam++: A fast and efficient network for speaker verification using context-aware masking. arXiv:2303.00332.
- Wang, J.; Yuan, L.; and Zhang, Y. 2024. Tarsier: Recipes for Training and Evaluating Large Video Description Models. arXiv:2407.00634.
- Wang, P.; Bai, S.; Tan, S.; Wang, S.; Fan, Z.; Bai, J.; Chen, K.; Liu, X.; Wang, J.; Ge, W.; et al. 2024. Qwen2-VL: Enhancing Vision-Language Model's Perception of the World at Any Resolution. arXiv:2409.12191.
- Xu, E. Z.; Song, Z.; Tsutsui, S.; Feng, C.; Ye, M.; and Shou, M. Z. 2022. Ava-avd: Audio-visual speaker diarization in the wild. In *Proceedings of the 30th ACM International Conference on Multimedia*, 3838–3847.
- Yu, F.; Zhang, S.; Fu, Y.; Xie, L.; Zheng, S.; Du, Z.; Huang, W.; Guo, P.; Yan, Z.; Ma, B.; Xu, X.; and Bu, H. 2022a. M2MeT: The ICASSP 2022 Multi-Channel Multi-Party Meeting Transcription Challenge. In *Proc. ICASSP*. IEEE.
- Yu, F.; Zhang, S.; Guo, P.; Fu, Y.; Du, Z.; Zheng, S.; Huang, W.; Xie, L.; Tan, Z.-H.; Wang, D.; Qian, Y.; Lee, K. A.; Yan, Z.; Ma, B.; Xu, X.; and Bu, H. 2022b. Summary On The ICASSP 2022 Multi-Channel Multi-Party Meeting Transcription Grand Challenge. In *Proc. ICASSP*. IEEE.
- Yue, Z.; Zhang, Q.; Hu, A.; Zhang, L.; Wang, Z.; and Jin, Q. 2023. Movie101: A New Movie Understanding Benchmark. In *Proceedings of the 61st Annual Meeting of the Association for Computational Linguistics (Volume 1: Long Papers)*, 4669–4684.
- Yue, Z.; Zhang, Y.; Wang, Z.; and Jin, Q. 2024. Movie101v2: Improved Movie Narration Benchmark. arXiv:2404.13370.
- Zhang, C.; Lin, K.; Yang, Z.; Wang, J.; Li, L.; Lin, C.-C.; Liu, Z.; and Wang, L. 2024. Mm-narrator: Narrating long-form videos with multimodal in-context learning. In *Proceedings of the IEEE/CVF Conference on Computer Vision and Pattern Recognition*, 13647–13657.
- Zhou, L.; Xu, C.; and Corso, J. J. 2018. Towards Automatic Learning of Procedures From Web Instructional Videos. In *AAAI Conference on Artificial Intelligence*, 7590–7598.

## A Annotation Details

### A.1 Annotation Guidelines for Movie Description

The task involves providing a detailed annotation of a 3-minute movie clip, including start and end times for each event. Describe the main events, scenes, characters, actions, dialogues, and plot development to create a cohesive narrative. Ensure the descriptions are logically coherent and enable full understanding of the video through text alone. Please follow the provided guidelines.

- When generating detailed descriptions, include the corresponding start and end timestamps for each event.
- When describing key dialogues in the movie clip, provide the content of the dialogue, the manner of speaking, and any associated activities.
- We provide the audio description and ASR of the movie clip. However, ensure that you label any missing key events, activities, or audio details not captured by these resources.
- Provide fine-grained descriptions by segmenting longer descriptions that encompass multiple events. Each shorter description should have its own corresponding timestamps.
- Label the subtitles of the movie clip, including their start and end times.

### A.2 Annotator Information

All annotators are employed by a commercial data annotation company. We sign a contract with the company and pay the company for the annotation work at a market price. The annotators are all college graduates with strong English proficiency. A total of 15 annotators participated in the annotation work.

## B Creation of StoryQA

The pipeline of StoryQA creation are:

- We prompt GPT-4 to generate as many diverse questions as possible and design distractors for each question.
- We prompt GPT-4 to evaluate whether the ground-truth description provides enough information to answer each question. If it does not, the question-answer pair is discarded.
- For each question, we add a new option, “None of the Above”. We then prompt GPT-4 to answer the question based on the ground-truth description. If GPT-4 selects “None of the Above”, the question-answer pair is discarded.
- We prompt GPT-4 to answer the question directly without referring to any description. If it can provide the correct answer, the question-answer pair is discarded.
- Finally, we employ GPT-4 to deduplicate similar questions.

We release the code and prompts used for the data generation process.

## C Long Video Segmentation Method

We segment long videos using two types of temporal cues: shot timestamps and the start and end times of character dialogues. The specific processing steps are as follows:

- Use the PySceneDetect(Castellano 2014) to identify a series of cut points in the video.
- For each cut point, verify if it occurs within the start and end time of a character dialogue. If so, discard that cut point to avoid splitting the dialogue.
- Examine each segment obtained from the cut points. If a segment contains more than two dialogues, randomly select a new cut point between the end of one dialogue and the start of the next to ensure each segment contains at most two dialogues, thereby preventing overly long segments.

The code for the video segmentation module is available in our codebase.

## D Global ID Generation

To generate global ID for each dialogue line in a long video, we first use an audio embedding model to create embeddings for each utterance. Subsequently, we perform clustering, assigning the same global ID to all lines whose embeddings belong to the same cluster, based on a cosine similarity exceeding a specified threshold.

**Audio Embedding.** We fine-tune the ERes2NetV2 model (Chen et al. 2024a) to obtain improved audio embeddings for our scenario. The training data is based on the MovieStory101 training set, from which we construct a series of pairwise samples: positive pairs consist of two audio segments from the same person, while negative pairs consist of segments from different individuals. In total, we collect 246,834 data pairs, with 5% randomly sampled as the development set, and the rest used for training. The ERes2NetV2 model is fine-tuned using CosineEmbeddingLoss as the loss function. We set the learning rate to 0.005 and the batch size to 32.

**Global ID Generation.** To determine the optimal threshold for clustering, we utilize data from the MovieStory101 development set to create a validation dataset for threshold selection. We pair all utterances, labeling pairs as positive if both utterances were spoken by the same character, and negative otherwise. We evaluate thresholds ranging from 0.5 to 1.0 on this dataset, with the results presented in Table 8. A threshold of 0.85, which achieved the highest audio-visual character identification accuracy, was selected. In this context, high precision in identifying whether two utterances were spoken by the same person is crucial, while maintaining a balance with recall. The chosen threshold resulted in a precision of 0.900 and a recall of 0.408, satisfying these requirements.

Additionally, our audio embedding model outperforms all open-source models (CAM++(Wang et al. 2023), Ecapa-tnn(Desplanques, Thienpondt, and Demuynck 2020) and ERes2NetV2(Chen et al. 2024a)) under this condition, as Table 9 shown.

Threshold	Accuracy	Precision	Recall	F1
0.50	0.553	0.765	0.746	0.756
0.55	0.571	0.787	0.721	0.752
0.60	0.592	0.806	0.692	0.745
0.65	0.643	0.827	0.659	0.733
0.70	0.672	0.847	0.617	0.714
0.75	0.687	0.866	0.565	0.684
0.80	0.696	0.882	0.497	0.636
0.85	<b>0.700</b>	0.900	0.392	0.589
0.90	0.693	0.920	0.287	0.437
0.95	0.677	0.948	0.118	0.210

Table 8: The performance of clustering result for various thresholds tested on the validation dataset.

Model	Recall@P=0.9	F1
CAM++	0.22	0.36
Ecapa-tdnn	0.23	0.36
ERes2NetV2	0.25	0.40
<b>Ours</b>	<b>0.41</b>	<b>0.56</b>

Table 9: Clustering result with Precision=0.9 on test dataset.

## E Training Details

Our training process consists of three phases, as detailed below.

**Pre-training the audio module.** In the pre-training stage, we use the same pre-training dataset of SALMONN (Tang et al. 2023), consisting of both 960-hour LibriSpeech training set (Panayotov et al. 2015) and 1000-hour GigaSpeech M-set (Chen et al. 2021) for speech recognition, as well as 2800-hour WavCaps (Mei et al. 2024), AudioCaps (Kim et al. 2019) and Clotho (Drossos, Lipping, and Virtanen 2020) for audio captioning. In this phase, we only pre-train the window-level Q-former, while freezing the audio encoders and LLM. For the window-level Q-former, we use only one trainable query, and set  $L = 17$ , which corresponds to approximately 0.33 seconds per window. This configuration outputs 88 textual tokens from the Q-former for a 30-second audio segment. The model was trained on 16 H800 GPUs for 50,000 steps using a batch size of 6.

**Fine-tuning on audio and visual tasks.** To enhance the model’s ability in audio and visual character identification, we collect training data for the following tasks: audio diarization, and character recognition, identification, and tracking. For audio diarization, we sampled data from AMI (Mccowan et al. 2005), AISHELL-4 (Fu et al. 2021), AliMeeting (Yu et al. 2022a,b), CallHome (Przybocki and Martin 2001), DIHARD (Ryant et al. 2019), VoxConverse (Chung et al. 2020), and LibriCSS (Chen et al. 2020), creating a training dataset consisting of 290,088 minute-level utterances. Additionally, using MovieNet (Huang et al. 2020b), we construct training data for three tasks: (1) character recognition, which involves recognizing characters from frames; (2) character identification, where given a cast

list, the model identifies the characters in the frames; and (3) character tracking, where the model tracks a character’s position across all frames based on a given face. We collect 33,576 data for these three tasks.

We jointly trained on all four tasks by sampling training data from each task in equal proportions for each batch. During training, we fine-tuned the visual adapter, audio window-level Q-former, and the LLM. The model was trained on 16 H800 GPUs for 8,000 steps using a batch size of 6.

**Fine-tuning for audio-visual character identification.** In this stage for the audio-visual character identification task, we utilize audio-visual character identification data from the MovieStory101 training set, including 5,350 videos. During this stage, we train adapters for the visual and audio modules as well as the LLM. The fine-tuning was performed using 16 H800 GPUs for 4000 steps with a batch size of 4.

## F Prompt Templates

Table 10 shows the prompt templates for Gemini-1.5-pro and GPT-4o. Gemini takes the entire 3-minute video in the MovieStory101 as input, but due to the frame rate limitation of the interface, we segment the long video into seconds-long clips, extract 8 frames from each short video and have GPT-4o generate descriptions separately.

Table 11 shows the prompt templates for GPT-4 to answer the questions in MovieStory101. GPT-4 takes the whole descriptions and a multiple-choice question as input and output the selected answer and reason.

<p><b>The prompt for Gemini-1.5-pro.</b> (The input 'video_clip' is a minutes-long video.)</p> <p>[Instruction] This video is a clip from a film. Please provide a detailed plot description of this clip in time slots, with each time slot being as short as possible to ensure that the described plot is sufficiently detailed. The plot description can include but is not limited to:</p> <ul style="list-style-type: none"> <li>- Names, identities, and relationships of the characters</li> <li>- Interactions between characters and the scene, events occurring, actions and dialogues between characters</li> <li>- Psychological states and emotional changes of the characters</li> <li>- Changes in the plot, scene transitions, and storyline progression</li> <li>- When describing the plot, please include actions, emotions, scenes, and other aspects, not just the subtitle information</li> </ul> <p>Output in the following format without any extra information:</p> <p>mm:ss mm:ss Event1 mm:ss mm:ss Event2 mm:ss mm:ss Event3 ... {video_clip} [Cast List] Below is the cast list for this film. When describing the plot, please refer to the appearance of the actors and their character names. Note that not all characters in the cast list will necessarily appear in this scene, and for characters in the scene who are not listed in the cast list, you may use other aliases. Character name: {character_name} {character_photo} ... [Subtitle] Here is the text transcription of the audio from the video: {subtitles}</p>
<p><b>The prompt for GPT-4o.</b> (The input 'video_clip' is a seconds-long video clip after segmentation.)</p> <p>Given a video and supplementary information, please finish the following tasks. Video: {video_clip} Known characters: {character_photo} {character_name}. Subtitles of the input video with time stamps: {subtitles} Tasks: 1. Describe the events that occur within this video.</p>

Table 10: The prompt for description generation for open source models.

<p><b>The prompt for GPT-4 evaluation.</b></p> <p>[Movie Plot Description] {text} [Multiple-Choice Question] {question} Using the information in the [Movie Plot Description], please answer the [Multiple-Choice Question]. Only one of options (A, B, C, D) is correct. Your response should follow this format: [Reason]: Explain your reasoning. [Answer]: Generate only one character from the options (A, B, C, D).</p>
---

Table 11: The prompt for GPT-4 to answer the questions related to the video based on the generated descriptions.