

On the improved estimation of ordered scale parameters based on doubly type-II censored sample

Shrajal Bajpai and Lakshmi Kanta Patra¹

Department of Mathematics

Indian Institute of Technology Bhilai, India, 491001

Abstract

A doubly type-II censored scheme is an important sampling scheme in the life testing experiment and reliability engineering. In the present commutation, we have considered estimating ordered scale parameters of two exponential distributions based on doubly type-II censored samples with respect to a general scale invariant loss function. We have obtained several estimators that improve upon the BAE. We also propose a class of improved estimators. It is shown that the boundary estimator of this class is generalized Bayes. As an application, we have derived improved estimators with respect to three special loss functions, namely quadratic loss, entropy loss, and symmetric loss function. We have applied these results to special life-testing sampling schemes. Finally, we conducted a simulation study to compare the performance of the improved estimators. A real-life data analysis has been considered for implementation purposes.

Keywords: Doubly type-II censored sample, Best affine equivariant estimator, Scale invariant loss function, Generalized Bayes estimator, Risk function, Improved estimator.

1. Introduction

In practical life testing scenarios, observing the lifetimes of all tested items is often difficult due to constraints such as time, cost, and resource limitations during data collection. Censoring plays a vital role in such situations. A censored sample contains observations, but only some pertinent details are available. The underlying concept of censoring involves misreporting data either below or above a certain threshold. Several censoring schemes exist in the literature, one of the most popular censoring methodologies is a doubly type-II censoring scheme. Suppose in a life testing experiment, $X_1 < X_2 < \dots < X_n$ are the observed n ordered lifetimes of experimental units. If the first r lifetimes and the last s lifetimes are censored then we get a doubly type-II censored sample as $X_r \leq X_{r+1} \leq \dots \leq X_{n-s}$. For a detailed discussion on censoring, we refer to [21], [1]. A two-parameter exponential distribution is used to analyse lifetime data in life testing and reliability theory, for example [13] applied the two-parameter exponential distribution to analyse lifetime data. Numerous authors have explored the problem of estimating unknown parameters of various statistical models based on censored samples in the past. [6] used a doubly censored sample for estimating the location parameter, rate parameter, and a linear function of location and scale parameter of a two-parameter exponential distribution. The author used [27] techniques

¹ lkpatra@iitbhilai.ac.in; patralakshmi@gmail.com

to derive an estimator better than the best affine equivariant estimator (BAEE). [15] studied invariant estimation of the scale parameter of a shifted exponential distribution with respect to a scale-invariant loss function. He obtained a dominating estimator using the techniques of [5]. Estimating scale parameter of a shifted exponential distribution based on record statistics and progressive type censored sample has been studied by [16] and [18] respectively. In these works, he used the sequential technique of [5] to propose a smooth, improved estimator. [29] considered the estimation of linear parametric function of a two-parameter exponential distribution based on doubly type II censored sample with respect to arbitrary strictly convex loss function. They have proved the inadmissibility of BAEE by proposing improved estimators. The authors used the IERD approach of [12] to obtain a class of improved estimators. Some other works based on censored sample are [17], [8], [31], [24] and reference therein.

In the literature, we have seen that the estimation of parameters based on a censored sample has studied only one population. In this work, we have studied the estimation of ordered scale parameters of two exponential populations based on doubly type-II censored sample. We have used the techniques of [5], [28] [12], [19] to derive improved estimators. Several authors have used these techniques to derive improved estimators for the unknown parameters of various probability models. Some recent work on these direction are [3], [4], [2], [26], [25], [10].

Let $(X_{i1}, \dots, X_{in_i})$ be a random sample drawn from the i -th population Π_i , $i = 1, 2$. The probability density function of the i -th population Π_i is given by

$$f_i(x; \mu_i, \sigma_i) = \begin{cases} \frac{1}{\sigma_i} \exp\left(-\frac{x-\mu_i}{\sigma_i}\right), & \text{if } x > \mu_i, \\ 0, & \text{otherwise,} \end{cases} \quad (1.1)$$

where $-\infty < \mu_i < \infty$ and $\sigma_i > 0$. We assume that σ_i 's and μ_i 's, $i = 1, 2$ are unknown. It is known in advance that $\sigma_1 \leq \sigma_2$. A doubly type-II censored sample from i -th sample is

$$X_{a_i} \leq X_{a_i+1} \leq \dots \leq X_{b_i}, \quad 1 \leq a_i \leq b_i \leq n_i.$$

From [6] we have a complete sufficient statistics based on the doubly type-II censored sample is $(X_{a_1}, X_{a_2}, V_1, V_2)$ are independent with densities

$$h_{X_{a_i}}(x) = A_i \left[1 - e^{-\frac{x-\mu_i}{\sigma_i}}\right]^{a_i-1} \frac{1}{\sigma_i} \left[e^{-\frac{x-\mu_i}{\sigma_i}}\right]^{n_i-a_i+1} \quad x > \mu_i, \sigma_i > 0$$

with $A_i = \frac{n_i!}{(a_i-1)!(n_i-a_i)!}$ and

$$g_{V_i}(v) = \frac{1}{\sigma_i^{b_i-a_i} \Gamma(b_i - a_i)} e^{-v/\sigma_i} v^{b_i-a_i-1}, \quad v > 0, \sigma_i > 0,$$

$i = 1, 2$. From now onwards we denote $\underline{X}_a = (X_{a_1}, X_{a_2})$, $\underline{V} = (V_1, V_2)$, $b = b_2 + b_1$, $a = a_2 + a_1$ and $\theta = (\mu_1, \mu_2, \sigma_1, \sigma_2)$. In this manuscript, we study component wise estimation of ordered scale parameters of two exponential distributions based on doubly type-II censored sample from decision theoretic point of view. For this estimation problem we consider a class of bowl-shaped loss function $L(\delta/\theta)$, where δ is an estimator of θ . We assume that the loss function $L(t)$ satisfies

the following conditions: (i) $L(t)$ is a bowl-shaped function with the minimum value 0 attained at $t = 1$. So $L(t)$ is decreasing when $t \leq 1$ and increasing for $t \geq 1$. (ii) Integrals involving $L(t)$ are finite and differentiation under the integral sign is permissible.

We invoke the principle of invariance to find the BAEE. For this we consider the affine group of transformations $G_{p_i, q_i} = \{g_{p_i, q_i}(x) = p_i x_{ij} + q_i, j = 1, \dots, n_i, i = 1, 2\}$. Under this group, we have

$$(X_{a_i}, V_i) \longrightarrow (p_i X_{a_i} + q_i, p_i V_i) \quad \text{and} \quad (\mu_i, \sigma_i) \longrightarrow (p_i \mu_i + q_i, p_i \sigma_i)$$

After some simplification the form of an affine equivariant estimators of σ_i can be obtained as

$$\delta_{ic}(\underline{X}_a, \underline{V}) = cV_i,$$

where $c > 0$ is constant. The following theorem provides the BAEE of σ_i . The proof is simple and hence omitted for the shake of brevity.

Lemma 1.1. *Under the scale invariant loss function given as $L(t)$ the (unrestricted) best affine equivariant estimator for σ_i is $\delta_{0i}(\underline{X}_a, \underline{V}) = c_{0i}V_i$, where c_{0i} is the unique solution of the equation*

$$E_{\sigma_i=1}(L'(c_{0i}V_i)V_i) = 0, \quad i = 1, 2. \quad (1.2)$$

Example 1.1. (i) Consider the quadratic loss $L_1(t) = (t-1)^2$. The BAEE of σ_i is $\delta_{0i}^1 = \frac{V_i}{b_i - a_i + 1}$.
(ii) Consider the entropy loss function $L_2(t) = t - \ln t - 1$. The BAEE of σ_i is $\delta_{0i}^2 = \frac{V_i}{b_i - a_i}$.
(iii) Consider the symmetric loss function $L_3(t) = t + \frac{1}{t} - 2$. The BAEE for σ_i is $\delta_{0i}^3 = \frac{V_i}{\sqrt{(b_i - a_i)(b_i - a_i - 1)}}$.

We aim to propose various estimators that improve upon the BAEE. The following lemma will be helpful in proving improvement results.

Lemma 1.2 ([29]). *Suppose that Y is random variable with some distribution $g(y)$ and support on the distribution is on $[0, \infty)$. Let $\psi(y)$ be a function that changes its sign once from negative to positive on the real line such that $\psi(y) < 0$ for $y < y_0$ and $\psi(y) > 0$ for $y > y_0$. If $h(y)$ be an increasing function with non negative value such that $\int_0^\infty \psi(y)g(y)h(y)dy = 0$ then $\int_0^\infty \psi(y)g(y)dy \leq 0$.*

The rest of the paper is organized as follows. In Section 2, we have proposed several estimators that improve upon the BAEE with respect to a general scale invariant loss function. As an application, we have derived the improved estimators for three special loss functions in Subsection 2.1. A class of improved estimators has been obtained using the IERD approach of [12] in Subsection 2.2. In addition, we have shown that the boundary estimator of this class is a generalized Bayes estimator. Also, we have obtained the Maruyama type and Strawderman type improved estimators for quadratic loss and entropy loss function. Similarly, in section 3, we have discussed the improved estimation of σ_2 . Section 4 discusses the same estimation problem for special life testing sampling schemes. Finally, in Section 5, we have conducted a simulation study and data analysis.

2. Improved estimation of σ_1

In this section, we propose estimators that dominate the BAAE of σ_1 . To derive a dominating estimator, we consider a class of estimators of the form

$$\mathcal{C}_1 = \left\{ \delta_{\phi_1} = V_1 \phi_1(Z_1) : Z_1 = \frac{V_2}{V_1}, \text{ and } \phi_1 \text{ is a positive measurable function} \right\} \quad (2.1)$$

For finding improved estimator, in this section we will use the techniques of [5]. The risk function of the estimator $\delta_{\phi_1}(\underline{X}_a, \underline{V})$ is

$$R(\theta, \delta_{\phi_1}) = E \left[E \left(L \left(\frac{V_1 \phi_1(Z_1)}{\sigma_1} \mid Z_1 = z_1 \right) \right) \right].$$

The inner conditional risk is $R_1(\theta, c) = E \left(L \left(\frac{V_1 c}{\sigma_1} \right) \mid Z_1 = z_1 \right) = E_\eta(L(T_1 c) \mid Z_1 = z_1)$ with $T_1 \mid Z_1 = z_1 \sim \text{Gamma}(b - a, (1 + \eta z_1)^{-1})$, where $\eta = \frac{\sigma_1}{\sigma_2} \leq 1$. Suppose $\zeta_\eta(t_1 \mid z_1)$ is the conditional density of T_1 given $Z_1 = z_1$. We can easily get $\frac{\zeta_\eta(t_1 \mid z_1)}{\zeta_1(t_1 \mid z_1)}$ is non decreasing in t_1 . Now, using Lemma 3.4.2 in [14], we get $E_\eta(L'(T_1 c(1, z_1)) T_1 \mid Z_1 = z_1) \geq E_1(L'(T_1 c(1, z_1)) T_1 \mid Z_1 = z_1) = 0$. Consequently we obtain $c(\eta, z_1) \leq c(1, z_1)$ with $c(1, z_1)$ is unique solution of the equation $E_1(L'(T_1 c(1, z_1)) T_1) = 0$. Using the transformation $z = t_1(1 + z_1)$ we get $EL' \left(\frac{Zc(1, z_1)}{1 + z_1} \right) = 0$ and comparing with (2.2) we have $c(1, z_1) = \beta(1 + z_1)$. Consider a function $\phi_1^*(z_1) = \min\{\phi_1(z_1), c(1, z_1)\}$. So we have $c(\eta, z_1) \leq c(1, z_1) = \phi_1^*(z_1) < \phi_1(z_1)$ with positive probability provided $P_\eta(\phi_1(Z_1) > c(1, Z_1)) \neq 0$. It follows that $R_1(\theta, \delta_{\phi_1^*}) < R_1(\theta, \delta_{\phi_1})$. This shows that $R(\theta, \delta_{\phi_1^*}) < R(\theta, \delta_{\phi_1})$. Hence we state the following result.

Theorem 2.1. *Let β be the unique solution of*

$$E(L'(\beta Z)) = 0 \quad (2.2)$$

where Z follows $\text{Gamma}(b - a + 1, 1)$ distribution. Define a function $\phi_1^*(z_1) = \min\{\phi_1(z_1), c(1, z_1)\}$ with $c(1, z_1) = \beta(1 + z_1)$. Then the estimator $\delta_{\phi_1^*}$ has uniformly smaller risk than δ_{ϕ_1} under a scale invariant loss function $L(t)$, provided $P(\phi_1(Z_1) > c(1, Z_1)) \neq 0$ for some $\eta > 0$.

Corollary 2.2. *The risk of the estimator $\delta_{1S1} = \min\{c_{01}, \beta(1 + z_1)\}V_1$, is nowhere larger than δ_{01} under a bowl shaped loss function $L(t)$ provided $\beta \leq c_{01}$.*

Proof: Taking $\phi_1(z_1) = c_{01}$ we have $c(\eta, z_1) < \phi_{01}(z_1) < c_{01}$ on a set of positive probability as we have $\beta \leq c_{01}$. Now $R_1(\theta, c)$ is strictly bowl shaped. So $R_1(\theta, c)$ is strictly increasing in $(c(\eta, z_1), c)$. Hence $R_1(\theta, \delta_{\phi_{1S1}}) \leq R_1(\theta, \delta_{01})$ and strict inequality for some $z_1 > 0$. Hence we get the result. ■

Consider the another class of estimators

$$\mathcal{C}_2 = \left\{ \delta_{\phi_2} = \phi_2(Z_1, Z_2)V_1 : Z_1 = \frac{V_2}{V_1}, \text{ and } Z_2 = \frac{X_{a1}}{V_1} \right\} \quad (2.3)$$

Theorem 2.3. *Suppose $Y \sim \text{Gamma}(b - a + 2, 1)$ distribution and let β_1 is unique solution of*

$$EL'(Y\beta_1) = 0. \quad (2.4)$$

Define a function $\phi_2^* = \min\{\phi_2(z_1, z_2), \beta_1(1 + z_1 + (n_1 - a_1 + 1)z_2)\}$ for $z_1 > 0$ and $z_2 > 0$. Then the estimator

$$\delta_{\phi_2^*} = \begin{cases} \phi_2^*(Z_1, Z_2)V_1, & Z_1 > 0, Z_2 > 0 \\ \phi_2(Z_1, Z_2)V_1, & \text{otherwise.} \end{cases}$$

dominates the estimator δ_{ϕ_2} with respect to a scale invariant loss function $L(t)$ provided $P(\phi_2(Z_1, Z_2) > \beta_1(1 + Z_1 + (n_1 - a_1 + 1)Z_2)) \neq 0$ for $Z_2 > 0$.

Proof: Risk function for this estimator is

$$R(\theta, \delta_{\phi_2^*}) = E \left[E \left(L \left(\frac{V_1 \phi_1(Z_1, Z_2)}{\sigma_1} \right) \middle| Z_1 = z_1, Z_2 = z_2 \right) \right]$$

Consider $z_2 > 0$, the inner conditional risk is obtained as $R_2(\theta, c) = E(L(T_1 c) | Z_1 = z_1, Z_2 = z_2)$, the expectation has been taken with respect to $T_1 | Z_1 = z_1, Z_2 = z_2 \sim f_{\rho, \eta}(t_1)$, where

$$f_{\rho, \eta}(t_1) \propto e^{-t_1(1+\eta z_1+(n_1-a_1+1)z_2)} t_1^{b-a} \eta^{b_2-a_2} [1 - e^{-t_1 z_2} e^{\rho}]^{a_1-1} e^{\rho(n_1-a_1+1)}, z_1 > 0, t > \max \left\{ 0, \frac{\rho}{z_2} \right\},$$

where $\rho = \frac{\mu_1}{\sigma_1}$. Let $c_{\rho, \eta}(z_1, z_2)$ be the unique minimize of $R_2(\theta, c)$, so $c_{\rho, \eta}(z_1, z_2)$ is unique solution of

$$E_{\rho, \eta}(L'(T_1 c_{\rho, \eta}(z_1, z_2)) T_1 | Z_1 = z_1, Z_2 = z_2) = 0. \quad (2.5)$$

Now, $\rho > 0$, if $c_{\rho, \eta}^{-1}(z_1, z_2) < \frac{\rho}{z_2}$ implies $t_1 c_{\rho, \eta}(z_1, z_2) > 1$. Consequently we have

$$E_{\rho, \eta}(L'(T_1 c_{\rho, \eta}(z_1, z_2)) T_1 | Z_1 = z_1, Z_2 = z_2) > 0. \quad (2.6)$$

which is a contradiction to (2.5). Therefore this confirms $c_{\rho, \eta}^{-1}(z_1, z_2) > \frac{\rho}{z_2}$. Again, $c_{0, \eta}(z_1, z_2)$ uniquely satisfies

$$E_{0, \eta}(L'(T_1 c_{0, \eta}(z_1, z_2)) T_1 | Z_1 = z_1, Z_2 = z_2) = 0. \quad (2.7)$$

Now we have,

$$\begin{aligned} E_{0, \eta}(L'(T_1 c_{\rho, \eta}(z_1, z_2)) T_1 | Z_1 = z_1, Z_2 = z_2) &= \int_0^{\infty} L'(t_1 c_{\rho, \eta}(z_1, z_2)) t_1 f(t_1 | z_1, z_2) dt_1 \\ &= \int_0^{\frac{\rho}{z_2}} L'(t_1 c_{\rho, \eta}(z_1, z_2)) t_1 f(t_1 | z_1, z_2) dt_1 < 0. \end{aligned} \quad (2.8)$$

Therefore, from (2.7) and (2.8), we have $c_{\rho, \eta}(z_1, z_2) < c_{0, \eta}(z_1, z_2)$. Again, It can be easily verified that $\frac{f_{0, \eta}(t_1 | z_1, z_2)}{f_{0, 1}(t_1 | z_1, z_2)}$ is non-decreasing in t_1 . This shows that $c_{\rho, \eta}(z_1, z_2) < c_{0, \eta}(z_1, z_2) < c_{0, 1}(z_1, z_2)$. For $\rho \leq 0$ we have $c_{\rho, \eta}(z_1, z_1) = c_{0, \eta}(z_1, z_2) < c_{0, 1}(z_1, z_2)$ and $c_{0, 1}(z_1, z_2)$ is uniquely satisfies $E_{0, 1}(L'(T_1 c_{0, 1}(z_1, z_2)) T_1 | Z_1 = z_1, Z_2 = z_2) = 0$ that is,

$$\int_0^{\infty} L'(t_1 c_{0, 1}(z_1, z_2)) t_1^{b-a+1} e^{-t_1(1+\eta z_1+(n_1-a_1+1)z_2)} [1 - e^{-t_1 z_2}]^{a_1-1} dt_1 = 0.$$

Substituting $y = t_1(1 + z_1 + (n_1 - a_1 + 1)z_2)$ in the above integral we obtain

$$\int_0^\infty L' \left(\frac{y c_{0,1}(z_1, z_2)}{1 + z_1 + (n_1 - a_1 + 1)z_2} \right) y^{b-a+1} e^{-y} [1 - e^{-\frac{y z_2}{1+z_1+(n_1-a_1+1)z_2}}]^{a_1-1} = 0.$$

Now using Lemma 1.2 we get

$$\int_0^\infty L' \left(\frac{y c_{0,1}(z_1, z_2)}{1 + z_1 + (n_1 - a_1 + 1)z_2} \right) y^{b-a+1} e^{-y} \leq 0. \quad (2.9)$$

Comparing with (2.4) we have

$$c_{0,1}(z_1, z_2) \leq \beta_1(1 + z_1 + (n_1 - a_1 + 1)z_2)$$

Now consider a function $\phi_2^* = \min \{ \phi_2(z_1, z_2), \beta_1(1 + z_1 + (n_1 - a_1 + 1)z_2) \}$ then $c_{\rho, \eta}(z_1, z_2) < \beta_1(1 + z_1 + (n_1 - a_1 + 1)z_2) = \phi_2^* < c_{01}$. Since $R_2(\theta, c)$ is strictly increasing in $(c_{\rho, \eta}(z_1, z_2), \infty)$. Hence we have $R(\theta, \delta_{\phi_2^*}) < R(\theta, \delta_{01})$. This proves the result. \blacksquare

Corollary 2.4. *The estimator*

$$\delta_{1S2} = \begin{cases} \min\{c_{01}, \beta_1(1 + z_1 + (n_1 - a_1 + 1)z_2)\}V_1, & z_1 > 0, z_2 > 0 \\ c_{01}V_1, & \text{otherwise.} \end{cases}$$

dominates δ_{01} under a scale invariant loss function $L(t)$ provided provided $\beta_1 < c_{01}$.

Consider the another class of estimators

$$\mathcal{C}_3 = \left\{ \delta_{\phi_3} = \phi_3(Z_1, Z_2, Z_3)V_1 : Z_1 = \frac{V_2}{V_1}, Z_2 = \frac{X_{a_1}}{V_1}, Z_3 = \frac{X_{a_2}}{V_1} \right\}$$

Theorem 2.5. *Suppose $U \sim \text{Gamma}(b - a + 3, 1)$ distribution and let β_2 is unique solution of*

$$EL'(U\beta_2) = 0. \quad (2.10)$$

Define a function $\phi_3^* = \min\{ \phi_3(z_1, z_2, z_3), \beta_2(1 + z_1 + (n_1 - a_1 + 1)z_2 + (n_2 - a_2 + 1)z_3) \}$ for $z_2 > 0$ and $z_3 > 0$. Then the estimator

$$\delta_{\phi_3^*} = \begin{cases} \phi_3^*(Z_1, Z_2, Z_3)V_1, & Z_i > 0, i = 1, 2, 3 \\ \phi_3(Z_1, Z_2, Z_3)V_1, & \text{otherwise.} \end{cases}$$

dominates the estimator δ_{ϕ_3} with respect to a scale invariant loss $L(t)$ function provided $P(\phi_3(Z_1, Z_2, Z_3) > \beta_2(1 + Z_1 + (n_1 - a_1 + 1)Z_2 + (n_2 - a_2 + 1)Z_3)) \neq 0$ for $Z_i > 0, i = 1, 2, 3$.

Proof: Proof of this theorem is similar to the proof of Theorem 2.3.

Corollary 2.6. *The estimator*

$$\delta_{1S3}(z_1, z_2, z_3) = \begin{cases} \min\{c_{01}, \beta_2(1 + Z_1 + (n_1 - a_1 + 1)Z_2 + (n_2 - a_2 + 1)Z_3)\}V_1, & Z_i > 0, i = 1, 2, 3 \\ c_{01}V_1, & \text{otherwise.} \end{cases}$$

dominates δ_{01} under a scale invariant loss function $L(t)$ provided provided $\beta_2 < c_{01}$.

2.1. Improved estimators of σ_1 for special loss functions

In this subsection, we will derive improved estimators for various special loss functions as an application Theorem 2.1, 2.3 and 2.5. Improved estimators for quadratic loss function $L_1(t)$ are

$$\delta_{1S1} = \begin{cases} \frac{V_1}{b-a+1}(1+Z_1), & \text{if } 0 < Z_1 < \frac{b-a}{b_1-a_1+1} - 1 \\ \frac{1}{b_1-a_1+1}V_1, & \text{otherwise.} \end{cases}$$

$$\delta_{1S2} = \begin{cases} \min \left\{ \frac{1}{b_1-a_1+1}, \frac{(1+Z_1+(n_1-a_1+1)Z_2)}{b-a+2} \right\} V_1, & Z_i > 0, i = 1, 2 \\ \frac{1}{b_1-a_1+1}V_1, & \text{otherwise.} \end{cases}$$

$$\delta_{1S3} = \begin{cases} \min\{c_{01}, \beta_2(1+Z_1+(n_1-a_1+1)Z_2+(n_2-a_2+1)Z_3)\}V_1, & Z_i > 0, i = 1, 2, 3 \\ c_{01}V_1, & \text{otherwise.} \end{cases}$$

where, $\beta_2 = \frac{1}{b-a+3}$ respectively.

Using the Theorem 2.1, 2.3 and 2.5 we obtained the improved estimators for entropy loss function $L_2(t)$ are

$$\delta_{1S1} = \begin{cases} \frac{1}{b-a}(1+Z_1)V_1, & \text{if } 0 < Z_1 < \frac{b-a}{b_1-a_1} - 1 \\ \frac{1}{b_1-a_1}V_1, & \text{otherwise.} \end{cases}$$

$$\delta_{1S2} = \begin{cases} \min \left\{ \frac{(1+Z_1+(n_1-a_1+1)Z_2)}{b-a+1}, \frac{1}{b_1-a_1} \right\} V_1, & Z_i > 0, i = 1, 2 \\ \frac{V_1}{b_1-a_1}, & \text{otherwise.} \end{cases}$$

$$\delta_{1S3} = \begin{cases} \min\{c_{01}, \beta_2(1+Z_1+(n_1-a_1+1)Z_2+(n_2-a_2+1)Z_3)\}V_1, & Z_i > 0, i = 1, 2, 3 \\ c_{01}V_1, & \text{otherwise.} \end{cases}$$

where, $\beta_2 = \frac{1}{b-a+2}$ respectively.

For symmetric loss function $L_3(t)$ using the Theorem 2.1, 2.3 and 2.5 the improved estimators

are

$$\delta_{1S1} = \begin{cases} \left\{ \frac{1+Z_1}{\sqrt{b-a-1}\sqrt{b-a}} \right\} V_1, & \text{if } 0 < Z_1 < \frac{\sqrt{(b-a-1)(b-a)}}{\sqrt{(b_1-a_1)(b_1-a_1-1)}} - 1 \\ \frac{1}{\sqrt{(b_1-a_1)(b_1-a_1-1)}} V_1, & \text{otherwise.} \end{cases}$$

$$\delta_{1S2} = \begin{cases} \min \left\{ \frac{(1+Z_1+(n_1-a_1+1)Z_2)}{\sqrt{(b-a+1)(b-a)}}, \frac{1}{\sqrt{(b_1-a_1)(b_1-a_1-1)}} \right\} V_1, & Z_i > 0, i = 1, 2 \\ \frac{V_1}{\sqrt{(b_1-a_1)(b_1-a_1-1)}}, & \text{otherwise.} \end{cases}$$

$$\delta_{1S3} = \begin{cases} \min\{c_{01}, \beta_2(1 + Z_1 + (n_1 - a_1 + 1)Z_2 + (n_2 - a_2 + 1)Z_3)\} V_1, & Z_i > 0, i = 1, 2, 3 \\ c_{01} V_1, & \text{otherwise.} \end{cases}$$

where, $\beta_2 = \frac{1}{\sqrt{(b-a+2)(b-a+1)}}$.

Remark 2.1. From [9] we have the unrestricted MLE of σ_1 $\delta_{mle} = \frac{V_1}{b_1-a_1+1}$. From [22], the restricted maximum likelihood estimator for σ_1 with order restriction $\sigma_1 \leq \sigma_2$ can be obtain as

$$\delta_{Rmle} = \min \left\{ \frac{V_1}{b_1 - a_1 + 1}, \frac{V_1 + V_2}{b - a + 2} \right\} = \min \left\{ \frac{1}{b_1 - a_1 + 1}, \frac{1 + Z_1}{b - a + 2} \right\} V_1 = \phi_{Rmle}(Z_1) V_1.$$

Using Theorem 2.1, we get the estimator $\delta_{\phi_1^r} = \phi_1^r(Z_1) V_1$, where $\phi_1^r(Z_1) = \min\{\phi_{Rmle}(Z_1), \beta(1 + Z_1)\}$, dominates δ_{Rmle} for estimating σ_1 , with order restriction $\sigma_1 \leq \sigma_2$, under a general scale invariant loss function $L(t)$.

2.2. Class of improved estimators of σ_1

In the previous section we have proposed several improved estimators. Now we will derive a class of improved estimators. The Joint density of $T_1 = \frac{V_1}{\sigma_1}$ and Z_1 is

$$g_\eta(z_1, t_1) \propto \eta^{b_2-a_2} e^{-(\eta z_1+1)t_1} z_1^{b_2-a_2-1} t_1^{b-a-1}, t_1 > 0, z_1 > 0, 0 < \eta \leq 1.$$

Define $G_\eta(x, t_1) = \int_0^x g_\eta(u, t_1) du$ and $G_1(x, t_1) = \int_0^x g_1(u, t_1) du$. Now we give sufficient conditions under which the estimator $\delta_{\phi_1}(\underline{X}_a, \underline{V})$ dominate the BAEE.

Theorem 2.7. The risk of estimator $\delta_{\phi_1}(\underline{X}_a, \underline{V})$ given in (2.1) is nowhere larger than δ_{01} under a bowl shaped loss function $L(t)$ provided $\phi_1(u_1)$ satisfies the following conditions:

- (i) $\phi_1(u_1)$ is non-decreasing and $\lim_{u_1 \rightarrow 0} \phi_1(u_1) = c_{01}$,
- (ii) $\int_0^\infty L'(\phi_1(u_1)t_1)t_1 G_1(x, t_1) dt_1 \geq 0$.

Proof: The proof is similar to the Theorem 2.8 of [26]. So we omit it.

In the following corollaries we obtain class of improved estimators for special loss function.

Corollary 2.8. Consider the quadratic loss function $L_1(t) = (t - 1)^2$. The risk of estimator $\delta_{\phi_1}(\underline{X}_a, \underline{V})$ given in (2.1) is nowhere larger than δ_{01}^1 provided $\phi_1(u_1)$ satisfies the following conditions.

- (i) $\phi_1(u_1)$ is non decreasing and $\lim_{u_1 \rightarrow 0} \phi_1(u_1) = \frac{1}{b_1 - a_1 + 1}$
- (ii) $\phi_1(u_1) \geq \phi_1^{01}(u_1)$ where

$$\phi_1^{01}(u_1) = \frac{1}{b - a + 1} \frac{\int_0^1 y^{b_2 - a_2 - 1} (yu_1 + 1)^{-(b-a+1)} dy}{\int_0^1 y^{b_2 - a_2 - 1} (yu_1 + 1)^{-(b-a+2)} dy}$$

Corollary 2.9. Under the entropy loss function $L_2(t) = t - \ln t - 1$, the risk of estimator $\delta_{\phi_1}(\underline{X}_a, \underline{V})$ given in (2.1) is nowhere larger than δ_{01}^2 provided $\phi_1(u_1)$ satisfies the following conditions.

- (i) $\phi_1(u_1)$ is non decreasing and $\lim_{u_1 \rightarrow 0} \phi_1(u_1) = \frac{1}{b_1 - a_1}$
- (ii) $\phi_1(u_1) \geq \phi_1^{02}(u_1)$, where

$$\phi_1^{02}(u_1) = \frac{1}{b - a} \frac{\int_0^1 y^{b_2 - a_2 - 1} (yu_1 + 1)^{-(b-a)} dy}{\int_0^1 y^{b_2 - a_2 - 1} (yu_1 + 1)^{-(b-a+1)} dy}$$

Corollary 2.10. For symmetric loss function $L_3(t) = t + \frac{1}{t} - 2$, the risk of estimator $\delta_{\phi_1}(\underline{X}_a, \underline{V})$ given in (2.1) is nowhere larger than δ_{01}^3 provided $\phi_1(u_1)$ satisfies the following conditions.

- (i) $\phi_1(u_1)$ is non decreasing and $\lim_{u_1 \rightarrow 0} \phi_1(u_1) = \frac{1}{\sqrt{(b_1 - a_1)(b_1 - a_1 - 1)}}$
- (ii) $\phi_1(u_1) \geq \phi_1^{03}(u_1)$ where

$$\phi_1^{03}(u_1) = \left(\frac{1}{(b - a - 1)(b - a)} \frac{\int_0^1 y^{b_2 - a_2 - 1} (yu_1 + 1)^{-(b-a-1)} dy}{\int_0^1 y^{b_2 - a_2 - 1} (yu_1 + 1)^{-(b-a+1)} dy} \right)^{\frac{1}{2}}$$

2.3. Maruyama type estimators

Consider the following estimators for $\alpha > 1$

$$\delta_{\alpha,1} = \phi_{\alpha,1}(U_1)V_1 \quad \text{with} \quad \phi_{\alpha,1}(u_1) = \frac{1}{b - a + 1} \frac{\int_0^1 y^{\alpha(b_2 - a_2 - 1)} (yu_1 + 1)^{-\alpha(b-a+1)} dy}{\int_0^1 y^{\alpha(b_2 - a_2 - 1)} (yu_1 + 1)^{-\alpha(b-a+2)} dy}$$

$$\delta_{\alpha,2} = \phi_{\alpha,2}(U_1)V_1, \quad \text{where} \quad \phi_{\alpha,2}(u_1) = \frac{1}{(b - a)} \frac{\int_0^1 y^{\alpha(b_2 - a_2 - 1)} (yu_1 + 1)^{-\alpha(b-a)} dy}{\int_0^1 y^{\alpha(b_2 - a_2 - 1)} (yu_1 + 1)^{-\alpha(b-a+1)} dy}$$

and

$$\delta_{\alpha,3} = \phi_{\alpha,3}(U_1)V_1, \text{ where } \phi_{\alpha,3}(u_1) = \left(\frac{1}{(b-a+1)(b-a)} \frac{\int_0^1 y^{\alpha(b_2-a_2-1)}(yu_1+1)^{-\alpha(b-a-1)} dy}{\int_0^1 y^{\alpha(b_2-a_2-1)}(yu_1+1)^{-\alpha(b-a+1)} dy} \right)^{\frac{1}{2}}$$

Theorem 2.11. For estimating σ_1 , risk of the estimator $\delta_{\alpha,i}$ is no where larger than that of δ_{01}^i with respect to $L_i(t)$, for $i = 1, 2, 3$

Proof: We will give short proof for $L_1(t)$. [19] demonstrated that $\phi_{\alpha,1}(u_1)$ exhibits a non-decreasing trend and value greater than or equal to $\phi_{0,1}(u_1)$. Additionally, as u_1 approaches infinity, $\phi_{\alpha,1}(u_1)$ tends to limit of $1/(b_1 - a_1 + 1)$, which is very easy to show by using the transformation $y = \frac{t(1+u_1)}{(1+tu_1)}$ in $\phi_{\alpha,1}(u_1)$. Consequently, this follows from Theorem 2.2(i) in [4]. Similarly we can proof the theorem for $L_2(t)$ and $L_3(t)$.

Remark 2.2. The boundary estimators $\delta_{\phi_1^{01}}, \delta_{\phi_1^{02}}, \delta_{\phi_1^{03}}$ are generalized Bayes for the loss functions $L_1(t), L_2(t), L_3(t)$ respectively. To show this we consider prior as

$$\Pi(\theta) = \frac{1}{\sigma_1\sigma_2}, \quad \mu_1 < X_{a_1}, \quad \mu_2 < X_{a_2}, \quad \sigma_1, \sigma_2 > 0, \quad \sigma_1 \leq \sigma_2$$

Posterior distribution can be obtained as

$$\pi^*(\theta|\underline{X}_a, \underline{V}) \propto \frac{1}{\sigma_1^{b_1-a_1+1}} \frac{1}{\sigma_2^{b_2-a_2+1}} e^{-\frac{v_1}{\sigma_1}} e^{-\frac{v_2}{\sigma_2}}$$

After some simplification we get the generalized Bayes for squared error loss is

$$\delta_B^{01} = \frac{\int_0^\infty \int_0^\infty \frac{1}{\sigma_1^{b_1-a_1+2}} \frac{1}{\sigma_2^{b_2-a_2+1}} e^{-\frac{v_1}{\sigma_1}} e^{-\frac{v_2}{\sigma_2}} d\sigma_2 d\sigma_1}{\int_0^\infty \int_0^\infty \frac{1}{\sigma_1^{b_1-a_1+3}} \frac{1}{\sigma_2^{b_2-a_2+1}} e^{-\frac{v_1}{\sigma_1}} e^{-\frac{v_2}{\sigma_2}} d\sigma_2 d\sigma_1}$$

Making the transformation as $u_1 = \frac{v_1}{\sigma_1}$ and $x = \frac{v_2\sigma_2}{v_1\sigma_1}$, we get

$$\delta_B^{01} = \frac{\int_0^\infty \int_0^{\frac{v_2}{v_1}} e^{-(x+1)t_1} x^{b_2-a_2-1} t_1^{b-a} dx dt_1}{\int_0^\infty \int_0^{\frac{v_2}{v_1}} e^{-(x+1)t_1} x^{b_2-a_2-1} t_1^{b-a+1} dx dt_1} V_1$$

Similarly, we have obtained generalized Bayes estimators for entropy loss and symmetric loss functions respectively

$$\delta_B^{02} = \frac{\int_0^\infty \int_0^{\frac{v_2}{v_1}} e^{-(x+1)t_1} x^{b_2-a_2-1} t_1^{b-a-1} dx dt_1}{\int_0^\infty \int_0^{\frac{v_2}{v_1}} e^{-(x+1)t_1} x^{b_2-a_2-1} t_1^{b-a} dx dt_1} V_1$$

$$\delta_B^{03} = \left(\frac{\int_0^\infty \int_0^{u_1} e^{-(x+1)t_1} x^{b_2-a_2-1} t_1^{b-a-2} dx dt_1}{\int_0^\infty \int_0^{u_1} e^{-(x+1)t_1} x^{b_2-a_2-1} t_1^{b-a} dx dt_1} \right)^{\frac{1}{2}} V_1$$

2.4. Strawderman type improved estimator

In this subsection we have obtained Strawderman-type improved estimator for σ_1 for quadratic loss and entropy loss function.

Theorem 2.12. *The estimator*

$$\delta_\phi^1 = (1 - \phi(Z_1))c_{01}V_1,$$

has smaller risk than δ_{01}^1 with respect to the quadratic loss function $L_1(t)$ provided, for some $\epsilon > 0$ the function $\phi(z_1)$ satisfy the following conditions:

(i) $(1 + z_1)^\epsilon \phi(z_1)$ is decreasing in $(0, \infty)$.

(ii) $0 \leq \phi(z_1) \leq r^*(c_{01}) = \min \{r(c_{01}), r_1(c_{01})\}$, where $r(c_{01}) = \frac{(2(c_{01}((b_1-a_1)+2)-1))}{c_{01}(b_1-a_1+2)}$ and

$$r_1(c_{01}) = \frac{\Gamma(b_1 - a_1 + 1)\Gamma(b - a + \epsilon + 1)}{\Gamma(b - a + 1)\Gamma(b_1 - a_1 + \epsilon + 1)} - \frac{2\Gamma(b_1 - a_1)\Gamma(b - a + \epsilon + 1)}{c_{01}(b - a + 2)\Gamma(b_1 - a_1 + \epsilon + 1)\Gamma(b - a)}$$

Proof: To prove this theorem we invoke the argument similar to [20], and [2]. Let $\psi(z_1) = (1 + z_1)^\epsilon \phi(z_1)$ and by the assumption we have $\phi(z_1) \leq \lim_{z_1 \rightarrow 0} \psi(w) = \lim_{z_1 \rightarrow 0} \phi(z_1) = r$. The risk difference between δ_{01}^1 and δ_ϕ is

$$\begin{aligned} RD(\theta; \delta_{01}^1, \delta_\phi) &= E \left(c_{01} \frac{V_1}{\sigma_1} - 1 \right)^2 - E \left(c_{01} \{1 - \phi(Z_1)\} \frac{V_1}{\sigma_1} - 1 \right)^2 \\ &\geq E \left[c_{01} \frac{\psi(Z_1)}{(1 + Z_1)^\epsilon} \left\{ 2c_{01}Y^2 - c_{01} \frac{r}{(1 + Z_1)^\epsilon} Y^2 - 2Y \right\} \right] \end{aligned}$$

as we have $V_1 \sim \Gamma(b_1 - a_1, \sigma_1)$ and $\sigma_1 \leq \sigma_2$ and $V_2 \sim \Gamma(b_2 - a_2, \sigma_2)$ this implies $V_2 \sim \sigma_1 \Gamma(b_2 - a_2, \frac{\sigma_2}{\sigma_1})$ this implies $\frac{V_2}{\sigma_1} \sim \Gamma(b_2 - a_2, \frac{\sigma_2}{\sigma_1})$ from Corollary 1 in [7] and [2], we can write $\frac{V_2}{\sigma_1}$ follows $G(b_2 - a_2 + L, 1)$ where L follows $NB(b_2 - a_2, 1 - \frac{\sigma_1}{\sigma_2})$. Therefore,

$$RD \geq E_L \left[E \left[c_{01} \frac{\psi(Z_1)}{(1 + Z_1)^\epsilon} \left\{ 2c_{01}Y^2 - c_{01} \frac{r}{(1 + Z_1)^\epsilon} Y^2 - 2Y \right\} \middle| L = l \right] \right]$$

We proceed by computing inner conditional expectation. Given $L = l$ and setting $Z_l = Z_1 | L = l$ we have that YZ_l follows $\Gamma(b_2 - a_2 + L, 1)$.

$$RD \geq E \left\{ E \left[c_{01} \frac{\psi(W)}{(1 + Z_1)^\epsilon} \frac{(b - a + l)(b - a + l + 1)}{(Z_l + 1)^2} \left\{ 2c_{01} - \frac{rc_{01}}{(1 + Z_l)^\epsilon} - 2 \frac{1 + Z_l}{b_1 - a_1 + l + 1} \right\} \middle| L = l \right] \right\}$$

Transforming $U_l = (1 + z_l)^{-1}$ where U_l has $Beta(b_1 - a_1, b_2 - a_2)$ distribution. So finally we get

$$\geq E \left\{ E \left[c_{01}^2 \psi \left(\frac{1 - U_l}{U_l} \right) U_l^{\epsilon+2} (b - a + l)(b - a + l + 1) \left\{ 2 - rU_l^\epsilon - \frac{2}{c_{01}U_l(b - a + l + 1)} \right\} \middle| L = l \right] \right\}$$

The expression $f(u) = 2U_l - rU_l^{\epsilon+1} - \frac{2}{c_{01}(b-a+l+1)}$ changes sign at least once in $[0, 1]$ provided

$$r \leq \frac{(2(c_{01}((b-a)+l+1) - 1))}{c_{01}(b-a+l+1)} \quad (2.11)$$

Using lemma A.1 in [3]

$$\begin{aligned} & E \left\{ E \left[c_{01}^2 \psi \left(\frac{1-U_l}{U_l} \right) U_l^{\epsilon+1} (b-a+l)(b-a+l+1) \left\{ 2U_l - rU_l^{\epsilon+1} - \frac{2}{c_{01}(b-a+l+1)} \right\} \middle| L=l \right] \right\} \\ & \geq c_{01}^2 \psi \left(\frac{1-U_{l0}}{U_{l0}} \right) U_{l0}^{\epsilon+1} (b-a+l)(b-a+l+1) E_L \left\{ E \left[\left\{ 2U_l - rU_l^{\epsilon+1} - \frac{2}{c_{01}(b-a+l+1)} \right\} \middle| L=l \right] \right\} \end{aligned}$$

Using the argument similar to [2] the right hand side expectation will be non-negative provided

$$r \leq \frac{\Gamma(b_1 - a_1 + 1)(\Gamma(b - a + \epsilon + 1))}{\Gamma(b - a + 1)(\Gamma(b_1 - a_1 + \epsilon + 1))} - \frac{2\Gamma(b_1 - a_1)\Gamma(b - a + \epsilon + 1)}{c_{01}(b - a + l + 1)\Gamma(b_1 - a_1 + \epsilon + 1)\Gamma(b - a)} = r_1(c_{01}, l)$$

$r_1(c_{01}, l)$ is non negative and non decreasing in l and taking $r_1(c_{01}) = r_1(c_{01}, 1)$ completes the proof.

Now will derive the Strawderman-type improved estimator under the entropy loss function. We prove the following lemma using the argument similar to [23].

Lemma 1. $f(u) = \alpha_2(b-a+l)u^{\epsilon+1} + \frac{1}{r} \log(1 - ru^\epsilon)$ has exactly one sign change from negative to positive provided $r \leq \frac{1}{1+\epsilon}$

Proof: $f(u_l) = \alpha_2(b-a+l)u^{\epsilon+1} + \frac{1}{r} \log(1 - ru^\epsilon)$, u_l varies from 0 to 1. Since $f(0) = 0$ and $f(1) = \alpha_2(b-a+l) + \frac{1}{r} \ln(1-r)$. For one sign change $f(u)$ is increasing if $u - ru^{\epsilon+1} \geq \frac{\epsilon}{(\epsilon+1)\alpha_2(b-a+l)}$ and decreasing if $u - ru^{\epsilon+1} \leq \frac{\epsilon}{(\epsilon+1)\alpha_2(b-a+l)}$. Let $w(u) = u - ru^{\epsilon+1}$ and $w(u)$ increases if $r \leq \frac{1}{\epsilon+1}$. As we increase u , $w(u)$ will increase provided $r \leq \frac{1}{\epsilon+1}$. So $f(u)$ will increase and eventually it cuts the horizontal axis as $f(1) > 0$ and $u \rightarrow 0$

Theorem 2.13. *The estimator*

$$\delta_\phi^2 = (1 - \phi(Z_1))c_{01}V_1,$$

dominates δ_{01}^2 with respect to the entropy loss function $L_2(t)$ provided, for some $\epsilon > 0$ the function $\phi(z_1)$ satisfy the following conditions:

- (i) $(1 + z_1)^\epsilon \phi(z_1)$ is decreasing in $(0, \infty)$.
- (ii) $0 \leq \phi(z_1) \leq B^*(\epsilon)$ with $B^*(\epsilon) = \min\{r^*, \frac{1}{1+\alpha_2}, \frac{B(\epsilon)}{b-a}\}$, where $r^* \in (0, 1)$ is unique solution of the equation $c_{01}(b-a) + \frac{1}{r} \ln(1-r) = 0$ and $B(\epsilon) = \frac{\Gamma(b_1 - a_1 + \epsilon)\Gamma(b_1 - a_1 + \epsilon + 1 + b_2 - a_2)}{\Gamma(b - a + \epsilon)\Gamma(b_1 - a_1 + \epsilon + 1)}$.

Proof: To prove this theorem we have used the techniques of [20], [3] and [2]. The risk difference of δ_{01}^2 and δ_ϕ^2 is

$$\begin{aligned} RD &= E \left(c_{01} \frac{V_1}{\sigma_1} - \ln \left(\frac{c_{01}V_1}{\sigma_1} \right) - 1 \right) - E \left(c_{02} \{1 - \phi(z_1)\} \frac{V_1}{\sigma_1} - \ln \left(c_{02} \{1 - \phi(z_1)\} \frac{V_1}{\sigma_1} \right) - 1 \right) \\ &\geq E \left[\psi(Z) \left\{ \frac{1}{(1+Z_1)^\epsilon} c_{01} Y_1 + \frac{1}{r} \ln \left(1 - \frac{r}{(1+Z_1)^\epsilon} \right) \right\} \right] \end{aligned}$$

Again using similar argument as in Theorem 2.12. $L \sim NB(b_2 - a_2, 1 - \frac{\sigma_1}{\sigma_2})$, Now taking conditional on L

$$RD \geq E \left\{ E \left[\psi(Z_1) \left\{ \frac{1}{(1+Z_1)^\epsilon} c_{01} Y_1 + \frac{1}{r} \ln \left(1 - \frac{r}{(1+Z_1)^\epsilon} \right) \right\} \middle| L \right] \right\}$$

Suppose $Z_l = Z_1 | L = l$ then we have $Y Z_l$ follows $\Gamma(b_2 - a_2 + L, 1)$. So the risk difference becomes

$$RD \geq E \left\{ E \left[\psi(Z_l) \left\{ \frac{c_{01}}{(1+Z_l)^\epsilon} E(Y_1 | Z_l) + \frac{1}{r} \ln \left(1 - \frac{r}{(1+Z_l)^\epsilon} \right) \right\} \middle| L = l \right] \right\}$$

Proceeding by computing the inner expectations.

$$E \left\{ E \left[\psi(Z_l) \left\{ \frac{c_{01}}{(1+Z_l)^\epsilon} \frac{b-a+l}{1+Z_l} + \frac{1}{r} \ln \left(1 - \frac{r}{(1+Z_l)^\epsilon} \right) \right\} \middle| L = l \right] \right\}$$

Transforming $\frac{1}{1+z_l} = u_l$ we get

$$E \left\{ E \left[\psi \left(\frac{1-u_l}{u_l} \right) \left\{ c_{01} (u_l)^{\epsilon+1} (b-a+l) + \frac{1}{r} \ln(1 - r u_l^\epsilon) \right\} \middle| L = l \right] \right\}$$

Let $K_l(u_l) = c_{01}(b-a+l)(u_l)^{\epsilon+1} + \frac{1}{r} \ln(1 - r u_l^\epsilon)$. Using Lemma 1 we can conclude $K_l(u_l)$ changes sign once from negative to positive as u_l going to 0 to 1 provided $r \leq \frac{1}{1+\epsilon}$ and r should be in $(0, r^*)$, where r^* is the root of $c_{01}(b-a) + \frac{1}{r} \ln(1-r) = 0$. Since for $K_l(1) > 0$ we must have $c_{01}(b-a) + \frac{1}{r} \ln(1-r) > 0$ and $c_{01}(b-a) > 1$ because $\frac{1}{r} \ln(1-r)$ is decreasing in r and bounded above by $\lim_{r \rightarrow 0} \frac{1}{r} \ln(1-r) = -1$. Let $r^* \in (0, 1)$ is unique solution of $c_{01}(b-a) + \frac{1}{r} \ln(1-r) = 0$. So for $c_{01}(b-a) + \frac{1}{r} \ln(1-r) > 0$ we should have $r \in (0, r^*)$.

$$E[k_l(U_l) | L = l] = E[c_{01}(b-a+l)U_l^{\epsilon+1} + \frac{1}{r} \log(1 - rU_l^\epsilon) | L = l]$$

Using the argument given in [23] we have obtained $E[k_l(U_l) | L = l] \geq 0$ provided $(1-r) \geq B(\epsilon)C_l$ where, $B(\epsilon) = \frac{\Gamma(b_1 - a_1 + \epsilon)\Gamma(b_1 - a_1 + \epsilon + 1 + b_2 - a_2)}{\Gamma(b - a + \epsilon)\Gamma(b_1 - a_1 + \epsilon + 1)}$ and $C_l = \frac{1}{b-a+l}$. Since C_l is decreasing function of l and $C_l \leq \frac{1}{b-a}$ this implies $E[k_l(U_l) | L = l] \geq 0$ provided $r \leq \frac{B}{b-a}$.

3. Improved estimation of σ_2

In this section, we are considering the problem of estimation of scale parameter σ_2 under the order restriction $\sigma_2 \leq \sigma_2$. Where location parameters μ_i s are unknown. We will derive estimators which dominate the BAEE of σ_2 . To derive the dominating estimator we consider the class of estimators of the form

$$C_1^* = \left\{ \delta_{\phi_1^*} = V_2 \phi_1^*(Z^*) : Z^* = \frac{V_1}{V_2}, \text{ and } \phi_1^* \text{ is positive measurable function} \right\} \quad (3.1)$$

Using the argument similar to Theorem 2.1 we can proof the following theorem.

Theorem 3.1. *Let β^* be the unique solutions of the*

$$E[L'(\beta^* U)] = 0 \quad (3.2)$$

where U follows $\text{Gamma}(b-a+1, 1)$ distribution. Define a function $\phi_{2,1} = \max\{\phi_1^*, c(1, z^*)\}$ with $c(1, z) = \beta^*(1 + z^*)$. Then the estimator $\delta_{\phi_{2,1}}$ has uniformly smaller risk than $\delta_{\phi_1^*}$ under a scale invariant loss function $L(\cdot)$, provided $P_\eta(\phi_1^*(Z^*) < c(1, Z^*)) \neq 0$ for some $\eta > 0$.

Corollary 3.2. *The risk of the estimator $\delta_{2S1} = \max\{c_{02}, \beta^*(1 + z^*)\}V_2$, is nowhere larger than δ_{02} under a bowl shaped loss function $L(t)$ provided $\beta^* \geq c_{02}$.*

Proof: Taking $\phi_1^*(Z^*) = c_{02}$ we have $c(\eta, z^*) > \phi_{2,1}^*(z^*) > c_{02}$ on a set of positive probability as we have $\beta^* > c_{02}$. Now, $R_1^*(\theta, c)$ is strictly bowl shaped. So $R_1^*(\theta, c)$ is strictly decreasing in $(c(\eta, z^*), c)$. Hence, $R_1^*(\theta, \delta_{\phi_{2,1}}) < R_1^*(\theta, \delta_{02})$ and $z^* > 0$. Hence we get the result. ■

Consider the another class of estimator

$$C_2^* = \left\{ \delta_{\phi_2^*} = \phi_2^*(Z_1^*)V_2, Z_1^* = \frac{X_{2a}}{V_2} \right\} \quad (3.3)$$

Theorem 3.3. *Suppose that a random variable W has $\text{Gamma}(b_2 - a_2 + 2, 1)$ distribution and let β_1^* is unique solution of*

$$EL'(W\beta_1^*) = 0.$$

Define a function $\phi_{22} = \min\{\phi_2(Z_1^*), \beta_1^*((n_2 - a_2 + 1)Z_1^* + 1)\}$ for $Z_1^* > 0$ then the estimator

$$\delta_{\phi_{22}} = \begin{cases} \phi_{22}(Z_1^*)V_2, & Z_1^* > 0 \\ \phi_2^*(Z_1^*)V_2, & \text{otherwise.} \end{cases}$$

dominates the estimator $\delta_{\phi_2^*}$ with respect to a scale invariant loss function provided $P(\phi_2^*(Z_1^*) > \beta_1^*(1 + (n_2 - a_2 + 1)Z_1^*)) \neq 0$ for $Z_1^* > 0$.

Proof: Proof is similar to Theorem 2.3.

Corollary 3.4. *The estimator*

$$\delta_{2S2} = \begin{cases} \min\{c_{02}, \beta_1^*(1 + (n_2 - a_2 + 1)Z_1^*)\}V_2, & Z_1^* > 0 \\ c_{02}V_2, & \text{otherwise.} \end{cases} \quad (3.4)$$

dominates δ_{02} under scale invariant loss function $L(t)$ provided $\beta_1^* < c_{02}$.

3.1. Double shrinkage improved estimators

Now we will propose double shrinkage estimator involving the estimators δ_{2S1} and δ_{2S2} following the techniques of [11]. Consider the estimator δ_{2S1} and δ_{2S2} defined in corollary 3.2 and 3.4 respectively. Let ϕ_{21}, ϕ_{22} and $L(t)$ are almost differentiable. $\phi_{21}(z^*)$ is non increasing and $\phi_{22}(z_1^*)$ is non decreasing. Also $\lim_{z^* \rightarrow \infty} \phi_{21}(z^*) = \lim_{z_1^* \rightarrow \infty} \phi_{22}(z_1^*) = c_{02}$. Then we have the following result.

Theorem 3.5. *The estimator $\delta_{2S3} = \{\phi_{21} + \phi_{22} - c_{02}\}V_2$ dominates δ_{2S1} as well as δ_{2S2} provided $L'(t)$ is non decreasing.*

Proof: Proof is similar to the Theorem 3.5 in [11].

3.2. Improved estimators of σ_2 for special loss functions

In this subsection we will derive improved estimators for various special loss functions as an application of Theorem 3.1, 3.4. Using the Theorem 3.1, 3.4 improved estimators for quadratic loss function are

$$\delta_{2S1} = \begin{cases} \frac{V_2}{b-a+1}(1+Z^*), & \text{if } Z^* > \frac{b-a}{b_2-a_2+1} - 1 \\ \frac{1}{b_2-a_2+1}V_2, & \text{otherwise.} \end{cases}$$

$$\delta_{2S2} = \begin{cases} \min \left\{ \frac{(1+(n_2-a_2+1)Z_1^*)}{b_2-a_2+2}, \frac{1}{b_2-a_2+1} \right\} V_2, & Z_1^* > 0, \\ \frac{1}{b_2-a_2+1}V_2, & \text{otherwise.} \end{cases}$$

By the Theorems 3.1, 3.4 improved estimators for entropy loss function are

$$\delta_{2S1} = \begin{cases} \frac{1}{b-a}(1+Z^*)V_2, & \text{if } Z^* > \frac{b-a}{b_2-a_2} - 1 \\ \frac{1}{b_2-a_2}V_2, & \text{otherwise.} \end{cases}$$

$$\delta_{2S2} = \begin{cases} \min \left\{ \frac{(1+(n_2-a_2+1)Z_1^*)}{b_2-a_2+1}, \frac{1}{b_2-a_2} \right\} V_2, & Z_1^* > 0 \\ \frac{V_2}{b_2-a_2}, & \text{otherwise.} \end{cases}$$

Using the Theorem 3.1, 3.4 improved estimators for symmetric loss function $L_3(t)$ are

$$\delta_{2S1} = \begin{cases} \left\{ \frac{1+Z^*}{\sqrt{b-a-1}\sqrt{b-a}} \right\} V_2, & \text{if } Z^* > \frac{\sqrt{(b-a-1)(b-a)}}{\sqrt{(b_2-a_2)(b_2-a_2-1)}} - 1 \\ \frac{1}{\sqrt{(b_2-a_2)(b_2-a_2-1)}}V_2, & \text{otherwise.} \end{cases}$$

$$\delta_{2S2} = \begin{cases} \min \left\{ \frac{(1+(n_2-a_2+1)Z_1^*)}{\sqrt{(b_2-a_2+1)(b_2-a_2)}}, \frac{1}{\sqrt{(b_2-a_2)(b_2-a_2-1)}} \right\} V_2, & Z_1^* > 0 \\ \frac{V_2}{\sqrt{(b_2-a_2)(b_2-a_2-1)}}, & \text{otherwise.} \end{cases}$$

Remark 3.1. From [9] we have the unrestricted MLE of σ_2 is $\delta_{Rmle}^* = \frac{V_2}{b_2-a_2+1}$. From [22] The restricted maximum likelihood estimator for σ_2 with order restriction $\sigma_1 \leq \sigma_2$ can be obtain as

$$\delta_{Rmle}^* = \max \left\{ \frac{V_2}{b_2-a_2+1}, \frac{V_1+V_2}{b-a+2} \right\} = \max \left\{ \frac{1}{b_2-a_2+1}, \frac{1+Z^*}{b-a+2} \right\} V_2 = \phi_{Rmle}^*(Z^*)V_2.$$

Using Theorem 3.1, we get the estimator $\delta_{\phi_2^*}^* = \phi_2^r(Z^*)V_2$, where $\phi_2^r(Z^*) = \max\{\phi_{RML2}(Z^*), \beta^*(1+Z^*)\}$, dominates δ_{Rmle}^* for estimating σ_2 , with order restriction $\sigma_1 \leq \sigma_2$, under a general scale

invariant loss function $L(t)$.

3.3. A class of improved estimators of σ_2

In this section, we have derived a class of improved estimators for σ_2 using IERD approach of [12].

Theorem 3.6. *The risk of estimator $\delta_{\phi_1}(\underline{X}_a, \underline{V})$ given in (3.1) is nowhere larger than $\delta_{02}(\underline{X}_a, \underline{V})$ under a bowl shaped loss function $L(t)$ provided $\phi_1(u_1)$ satisfies the following conditions:*

- (i) $\phi_2(u_2)$ is non-decreasing and $\lim_{u_2 \rightarrow 0} \phi_2(u_2) = c_{02}$,
- (ii) $\int_0^\infty \int_{t_2 u_2}^\infty L'(\phi_2(u_2) t_2) t_2 \pi_1(x) \pi_2(t_2) dx dt_2 \leq 0$,

where π_i is the pdf of a Gamma($b_i - a_i, 1$), $i = 1, 2$.

Corollary 3.7. *Consider the quadratic loss function $L_1(t) = (t - 1)^2$. The risk of estimator $\delta_{\phi_2}(\underline{X}_a, \underline{V})$ given in 2.1 is nowhere larger than $\delta_{02}(\underline{X}_a, \underline{V})$ provided $\phi_2(u_2)$ satisfies the following conditions.*

- (i) $\phi_2(u_2)$ is non decreasing and $\lim_{u_2 \rightarrow 0} \phi_2(u_2) = \frac{1}{b_2 - a_2 + 1}$
- (ii) $\phi_2(u_2) \leq \phi_2^{01}(u_2)$ where

$$\phi_2^{01}(u_2) = \frac{\int_0^\infty \int_{t_2 u_2}^\infty e^{-x} x^{b_1 - a_1 - 1} e^{-t_2} t_2^{b_2 - a_2} dx dt_2}{\int_0^\infty \int_{t_2 u_2}^\infty e^{-x} x^{b_1 - a_1 - 1} e^{-t_2} t_2^{b_2 - a_2 + 1} dx dt_2}$$

Corollary 3.8. *Consider the entropy loss function $L_2(t) = t - \ln t - 1$. The risk of estimator $\delta_{\phi_2}(\underline{X}_a, \underline{V})$ given in 2.1 is nowhere larger than $\delta_{02}(\underline{X}_a, \underline{V})$ provided $\phi_2(u_2)$ satisfies the following conditions.*

- (i) $\phi_2(u_2)$ is non decreasing and $\lim_{u_2 \rightarrow 0} \phi_2(u_2) = \frac{1}{b_2 - a_2}$
- (ii) $\phi_2(u_2) \leq \phi_2^{02}(u_2)$ where

$$\phi_2^{02}(u_2) = \frac{\int_0^\infty \int_{t_2 u_2}^\infty e^{-x} x^{b_1 - a_1 - 1} e^{-t_2} t_2^{b_2 - a_2 - 1} dx dt_2}{\int_0^\infty \int_{t_2 u_2}^\infty e^{-x} x^{b_1 - a_1 - 1} e^{-t_2} t_2^{b_2 - a_2} dx dt_2}$$

Corollary 3.9. *Consider the symmetric loss function $L_3(t) = t + \frac{1}{t} - 2$. The risk of estimator $\delta_{\phi_2}(\underline{X}_a, \underline{V})$ given in 2.1 is nowhere larger than $\delta_{02}(\underline{X}_a, \underline{V})$ provided $\phi_2(u_2)$ satisfies the following conditions.*

- (i) $\phi_2(u_2)$ is non decreasing and $\lim_{u_2 \rightarrow 0} \phi_2(u_2) = \frac{1}{\sqrt{(b_2 - a_2)(b_2 - a_2 - 1)}}$
- (ii) $\phi_2(u_2) \leq \phi_2^{03}(u_2)$ where

$$\phi_2^{03}(u_2) = \left(\frac{\int_0^\infty \int_{t_2 u_2}^\infty e^{-x} x^{b_1 - a_1 - 1} e^{-t_2} t_2^{b_2 - a_2 - 2} dx dt_2}{\int_0^\infty \int_{t_2 u_2}^\infty e^{-x} x^{b_1 - a_1 - 1} e^{-t_2} t_2^{b_2 - a_2} dx dt_2} \right)^{\frac{1}{2}}$$

3.4. Maruyama type improved estimator

Consider the following estimators for $\alpha > 1$

$$\delta_{\alpha,1}^* = \phi_{\alpha,1}^*(U_2)V_2 \quad \text{with} \quad \phi_{\alpha,1}^*(u_2) = \frac{1}{b-a+1} \frac{\int_1^\infty y^{\alpha(b_1-a_1-1)}(yu_2+1)^{-\alpha(b-a+1)} dy}{\int_1^\infty y^{\alpha(b_1-a_1-1)}(yu_2+1)^{-\alpha(b-a+2)} dy}$$

$$\delta_{\alpha,2}^* = \phi_{\alpha,2}^*(U_2)V_2, \quad \text{where} \quad \phi_{\alpha,2}^*(u_2) = \frac{1}{(b-a)} \frac{\int_1^\infty y^{\alpha(b_1-a_1-1)}(yu_2+1)^{-\alpha(b-a)} dy}{\int_1^\infty y^{\alpha(b_1-a_1-1)}(yu_2+1)^{-\alpha(b-a+1)} dy}$$

and

$$\delta_{\alpha,3}^* = \phi_{\alpha,3}^*(U_2)V_2, \quad \text{where} \quad \phi_{\alpha,3}^*(u_2) = \left(\frac{1}{(b-a)(b-a-1)} \frac{\int_1^\infty y^{\alpha(b_1-a_1-1)}(yu_2+1)^{-\alpha(b-a-1)} dy}{\int_1^\infty y^{\alpha(b_1-a_1-1)}(yu_2+1)^{-\alpha(b-a+1)} dy} \right)^{\frac{1}{2}}$$

Theorem 3.10. *For estimating σ_2 , the risk of the estimator $\delta_{\alpha,i}^*$ is no where larger than that of δ_{02}^i with respect to $L_i(t)$ for $i = 1, 2, 3$.*

Proof: The idea of the proof is close to the Theorem 2.11.

Remark 3.2. *Similarly the Remark 2.2 we can prove that the estimators $\delta_{\phi_{0,2}^1}, \delta_{\phi_{0,2}^2}, \delta_{\phi_{0,2}^3}$ generalized Bayes with respect to the loss functions $L_1(t), L_2(t), L_3(t)$ under the prior*

$$\Pi(\theta) = \frac{1}{\sigma_1\sigma_2}, \quad \mu_1 < X_{a_1}, \quad \mu_2 < X_{a_2}, \quad \sigma_1, \sigma_2 > 0, \quad \sigma_1 \leq \sigma_2$$

4. Special sampling schemes

4.1. I.I.D. sample

In our model if we take $a_i = 1$ and $b_i = n_i$ then we get the results for case of simple random sampling scheme. For for simple random sampling one can see [26].

4.2. Type-II Censoring

There are a number of scenarios in the field of reliability and life-testing tests when test units are either misplaced or removed from the experiment before they break. For example, in clinical studies, participants may withdraw or the experiment may cease owing to financial constraints, and in industrial experiments, units may break suddenly before the planned time. A deliberate choice to remove units before they fail is made in many circumstances, mainly to save time and lower testing costs. Censored data are those obtained from these kinds of experiments; type-II censoring is one type of censored data. The experimenter chooses to end the experiment in this method after a predetermined number of items (r , where r is less than or equal to n) fail. In this subsection we consider estimation of σ_1 and σ_2 with $\sigma_1 \leq \sigma_2$ under

type II censoring scheme. We are considering a model in which we observe the first n_i order statistics are suppose $X_{(i1)} \leq X_{(i2)} \leq \dots \leq X_{(in_i)}$. from a random sample of size N_i , $n_i \leq N_i$ follows exponential distribution $E(\mu_i, \sigma_i)$, $i = 1, 2$. The complete sufficient statistics is $(\underline{X}_{(1)}, \underline{T})$. where, $\underline{X}_{(1)} = (X_{1(1)}, X_{2(1)})$ and $\underline{T} = (T_1, T_2)$. Moreover, $(X_{1(1)}, X_{2(1)}, T_1, T_2)$ are independently distributed with $X_{i(1)} \sim E(\mu_i, \sigma_i)$ and $T_i \sim \text{Gamma}(n_i - 1, \sigma_i)$, $i = 1, 2$. The complete sufficient statistics is $(\underline{X}_{(1)}, \underline{T})$. Where, $\underline{X}_{(1)} = (X_{1(1)}, X_{2(1)})$ and $\underline{T} = (T_1, T_2)$ also $(X_{1(1)}, X_{2(1)}, T_1, T_2)$ are independently distributed with $X_{i(1)} \sim E(\mu_i, \sigma_i)$ and $T_i \sim \text{Gamma}(n_i - 1, \sigma_i)$, $i = 1, 2$. Model is similar to [26].

4.3. Progressive Type-II censoring

Because of their extensive relevance, lifetime distributions evaluated under censored sample methods are frequently used in many domains, including science, engineering, social sciences, public health, and medicine. When censored data is handled by eliminating a predefined number of surviving units at the point of individual unit failure, it is classified as progressive type-II censoring. In a life-testing experiment, only m (where $m < n$) are watched continually until they break. n units are involved. Gradually, censoring occurs in m steps. For the m units that are fully observed, these m phases give failure times. When the first failure (the first stage) occurs, R_1 of the $n - 1$ remaining units are taken out at random based on the experiment. Then, when $n - 2 - R_1$ remaining units, R_2 are randomly withdrawn at the time of the second failure (the second stage). Ultimately, all of the remaining $R_m = n - m - R_1 - R_2 - \dots - R_m - 1$ units are withdrawn when the m -th failure (the m -th stage) takes place. Suppose we have datasets as one set is $X_{1:n_1:m_i}^p, X_{2:n_2:m_i}^p, \dots, X_{n_i:n_i:m_i}^p$, representing the progressive type-II censored sample of lifetimes for n_1 independent units, following an exponential distribution $E(\mu_1, \sigma_1)$. The other set is $Y_{1:n_1:m_i}^p, Y_{2:n_2:m_i}^p, \dots, Y_{n_i:n_i:m_i}^p$, representing the lifetimes of another set of n_2 independent units following an exponential distribution $E(\mu_2, \sigma_2)$ associated restriction $\sigma_1 \leq \sigma_2$. Here we are considering the problem of estimation of parameter σ_i based on these progressive type-II censored samples with order restriction $\sigma_1 \leq \sigma_2$. To estimate this, we define here $(X_{1:n_1:n_2}^p, T_1)$ as complete sufficient statistic for and $(Y_{1:n_1:n_2}^p, T_2)$ are complete sufficient statistics. Where $T_1 = \sum_{j=1}^{n_2} (R_j + 1) X_{j:n_1:n_2}^p - X_{1:n_1:n_2}^p$ and $T_2 = \sum_{j=1}^{n_2} (R_j + 1) Y_{j:n_1:n_2}^p - Y_{1:n_1:n_2}^p$. It's then shown that $X_{1:n_1:n_2}^p$ follows $E(\mu_1, \frac{\sigma_1}{n_1})$, $Y_{1:n_1:n_2}^p$ follows $E(\mu_2, \frac{\sigma_2}{n_2})$ for and T_1, T_2 follows a gamma distribution $\Gamma(n_1 - 1, \sigma_1), \Gamma(n_2 - 1, \sigma_2)$ respectively. This model is again similar to [26]

4.4. Record values

Record values are much applicable in diverse fields like hydrology, meteorology, and stock market analysis. Record values can be defined as: Let V_1, V_2, \dots, V_n be the sequence of i.i.d. random variables. We define a new sequence of random variables such that for $k = 1$ set $U(1) = 1$ and $U(k) = \min\{j | j > U(k-1), V_j > V_{U(k-1)}\}$. This new sequence $\{X_k = V_{U(k)}, k \geq 1\}$, represents a sequence of maximal record statistics. In the realm of these sample sets, we are interested in estimating σ_i , with respect to a general affine-invariant loss function $L(t)$, subject to the constraint that $\sigma_1 \leq \sigma_2$. Here, (X_1^r, Y_1^r, T_1, T_2) are sufficient statistics such that $T_1 = (X_{(n)}^r - X_{(1)}^r) \sim \Gamma(n - 1, \sigma_1)$, $T_2 = (Y_{(m)}^r - Y_{(1)}^r) \sim \Gamma(m - 1, \sigma_2)$. Also X_1^r and Y_1^r follows exponential distribution $E(\mu_1, \sigma_1)$ and $E(\mu_2, \sigma_2)$ respectively.

5. Numerical comparison and data analysis

In this section, we present a numerical comparison of the proposed improved estimators. We have studied the relative risk improvement (RRI) of the proposed estimators with respect to BAEE. The relative risk improvement of δ with respect to δ_0 is defined as

$$RRI = \frac{Risk(\delta) - Risk(\delta_0)}{Risk(\delta_0)} \times 100$$

To perform the numerical comparison, we have generated 50,000 random samples from an exponential distribution for various values of the (μ_1, μ_2) , as well as (n_1, n_2) . We have plotted the RRI of the improved estimators for various values of (μ_1, μ_2) , (n_1, n_2) , (a_1, b_1) and (a_2, b_2) as function of η .

In Figure 1 and 2 we have plotted the improved estimators of σ_1 with respect to quadratic loss function $L_1(t)$. The following observations are made from these figures.

- (i) RRI of $\delta_{\phi_1^{01}}$ and δ_{Rmle} increases and then decreases as function of η . The RRI of δ_{1S1} , δ_{1S2} , δ_{1S3} is an increasing function of η .
- (ii) Risk performance of δ_{Rmle} is better than δ_{1S1} , δ_{1S2} , δ_{1S3} for all values of η .
- (iii) $\delta_{\phi_1^{01}}$ shows significantly better performance over δ_{1S1} , δ_{1S2} , δ_{1S3} and δ_{Rmle} , for smaller and moderate values of η approximately $\eta \leq 0.6$. The region of improvement increases as sample size increases.
- (iv) For small sample size and μ_1, μ_2 is close to 0 all the estimators perform better than $\delta_{\phi_1^{01}}$, when η close to 1 that is approximately more than 0.8.
- (v) The region of improvement of $\delta_{\phi_1^{01}}$ become larger than the region of improvement of δ_{1S1} , δ_{1S2} , δ_{1S3} , δ_{Rmle} when we increase the sample
- (vi) The estimators $\delta_{1S1}, \delta_{1S2}$ has almost equal risk performance when μ_1, μ_2 are close to zero, however as μ_1, μ_2 increases δ_{1S1} performs better than δ_{1S2} .

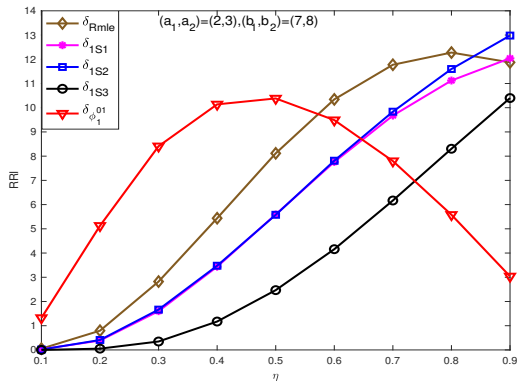
In the Figure 3, 4, 5 we have plotted the RRI of the improved estimators with respect to entropy loss $L_2(t)$ and In Figures 6 and 7 we have plotted the RRI of improved estimators under symmetric loss $L_3(t)$. We have similar type of observations for these loss functions also.

From the numerical comparison (Figure 8 and 9) of proposed estimators of σ_2 we have derived following conclusion under quadratic loss.

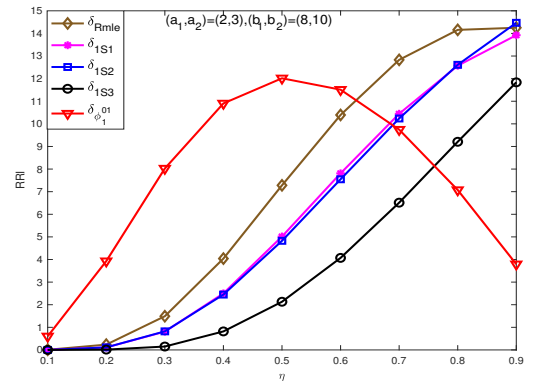
- (i) RRI of $\delta_{\phi_2^{01}}$ increases and then decreases as function of η . The RRI of δ_{2S1} , δ_{2S3} and δ_{Rmle}^* is an increasing function of η .
- (ii) The estimator $\delta_{\phi_2^{01}}$ performs better than δ_{2S1} , δ_{2S3} and δ_{Rmle}^* for small and moderate values of η approximately 0.07. The region of improvement increases as sample size increases.
- (iii) Risk performance of δ_{2S3} is better than δ_{2S1} and δ_{Rmle}^* for smaller values of μ_1, μ_2 .

- (iv) The estimator δ_{2S1} and δ_{2S3} have equal risk performance for large and moderate values of μ_1 and μ_2 , however for smaller values of μ_1, μ_2 The estimator δ_{2S3} performs better than δ_{2S1} .
- (v) The doubly shrinkage estimator denoted as δ_{2S3} always performs better than δ_{Rmle}^* .
- (vi) For small sample size and μ_1, μ_2 is close to 0 all the estimators perform better than $\delta_{\phi_2^{01}}$, when η close to 1 that is approximately more than 0.8.

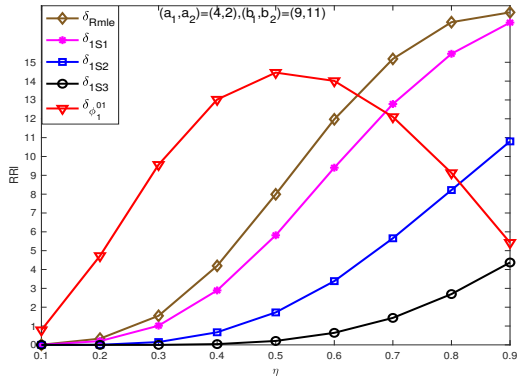
In the Figure 10, 11 and 12 we have plotted the RRI of the improved estimators with respect to entropy loss $L_2(t)$ and for symmetric loss $L_3(t)$ the RRI of improved estimators are plotted in the Figures 13 and 14. We have similar type of observations for these type of loss functions too.



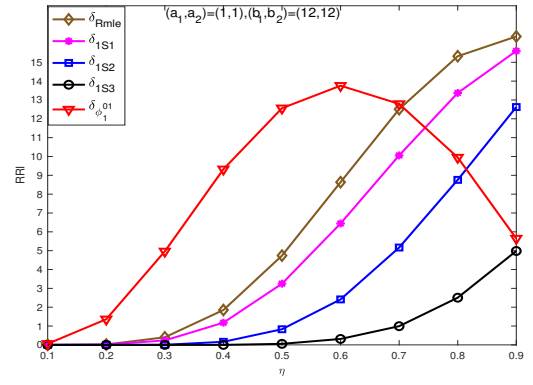
(a) $(n_1, n_2) = (8, 10), (\mu_1, \mu_2) = (0, 0)$



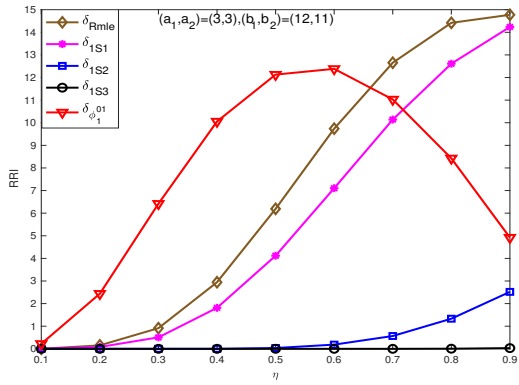
(b) $(n_1, n_2) = (8, 10), (\mu_1, \mu_2) = (0, 0)$



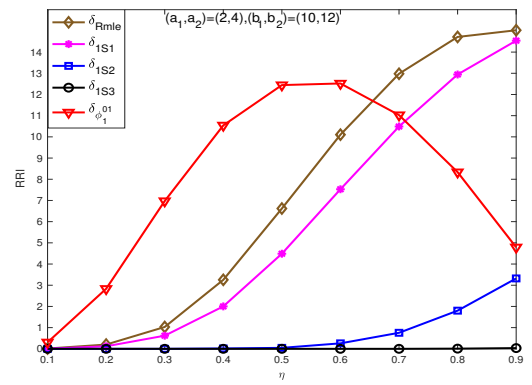
(c) $(n_1, n_2) = (12, 12), (\mu_1, \mu_2) = (0.2, 0.3)$



(d) $(n_1, n_2) = (12, 12), (\mu_1, \mu_2) = (0.2, 0.3)$

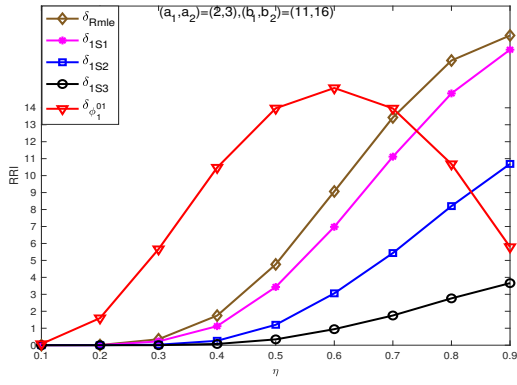


(e) $(n_1, n_2) = (14, 15), (\mu_1, \mu_2) = (0.4, 0.7)$

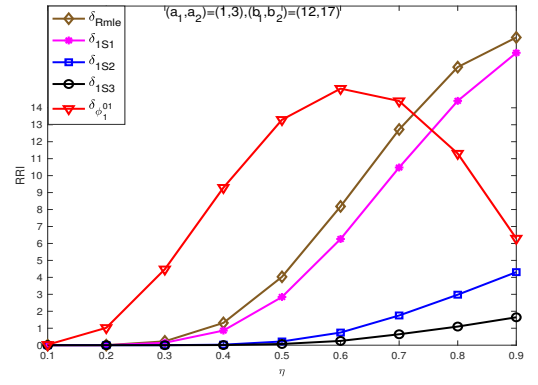


(f) $(n_1, n_2) = (14, 15), (\mu_1, \mu_2) = (0.4, 0.7)$

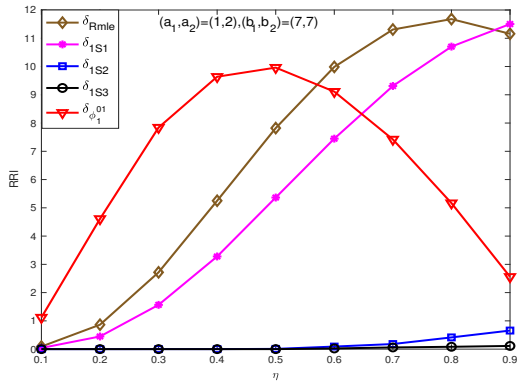
Figure 1: Relative risk improvement under quadratic loss function $L_1(t)$ for σ_1



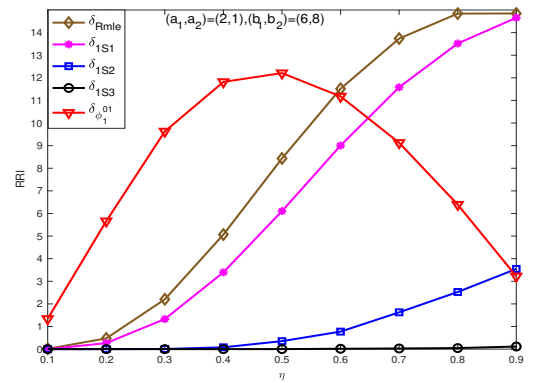
(a) $(n_1, n_2) = (13, 18), (\mu_1, \mu_2) = (-0.1, -0.2)$



(b) $(n_1, n_2) = (13, 18), (\mu_1, \mu_2) = (-0.1, -0.2)$

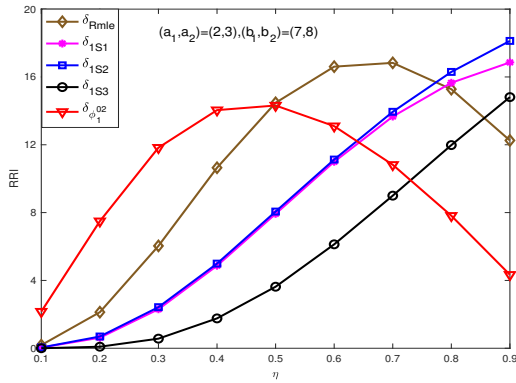


(c) $(n_1, n_2) = (7, 8), (\mu_1, \mu_2) = (-0.4, -0.5)$

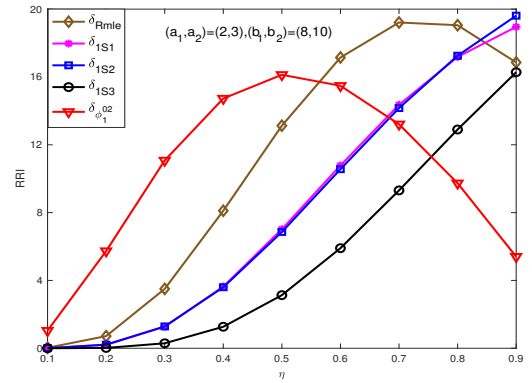


(d) $(n_1, n_2) = (7, 8), (\mu_1, \mu_2) = (-0.4, -0.5)$

Figure 2: Relative risk improvement under quadratic loss function $L_1(t)$ for σ_1

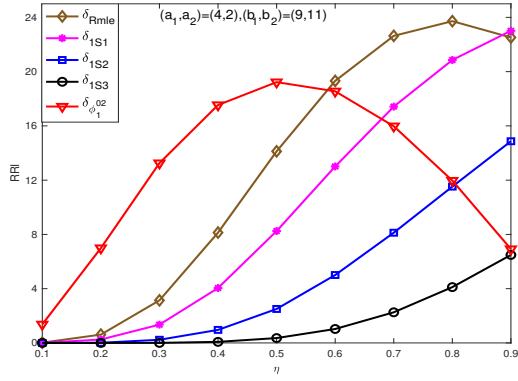


(a) $(n_1, n_2) = (8, 10), (\mu_1, \mu_2) = (0, 0)$

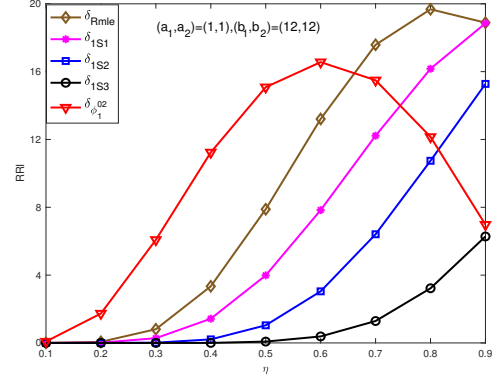


(b) $(n_1, n_2) = (8, 10), (\mu_1, \mu_2) = (0, 0)$

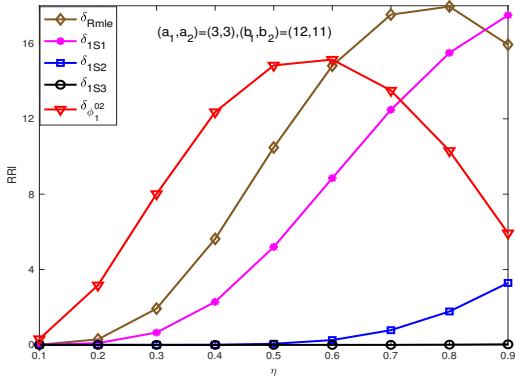
Figure 3: Relative risk improvement under entropy loss function $L_2(t)$ for σ_1



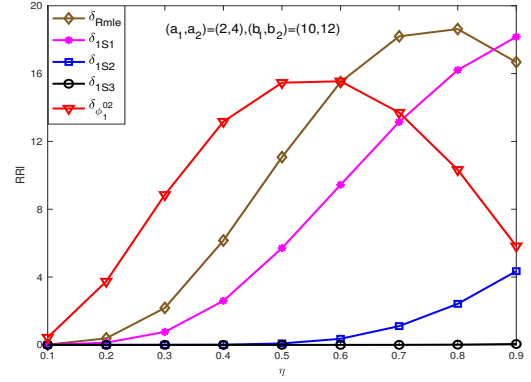
(a) $(n_1, n_2) = (12, 12), (\mu_1, \mu_2) = (0.2, 0.3)$



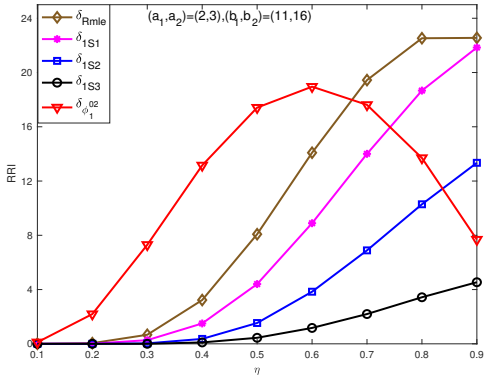
(b) $(n_1, n_2) = (12, 12), (\mu_1, \mu_2) = (0.2, 0.3)$



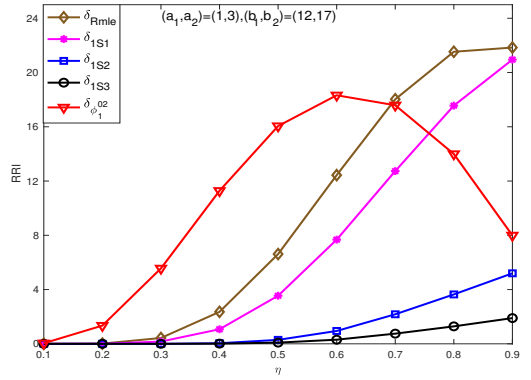
(c) $(n_1, n_2) = (14, 15), (\mu_1, \mu_2) = (0.4, 0.7)$



(d) $(n_1, n_2) = (14, 15), (\mu_1, \mu_2) = (0.4, 0.7)$

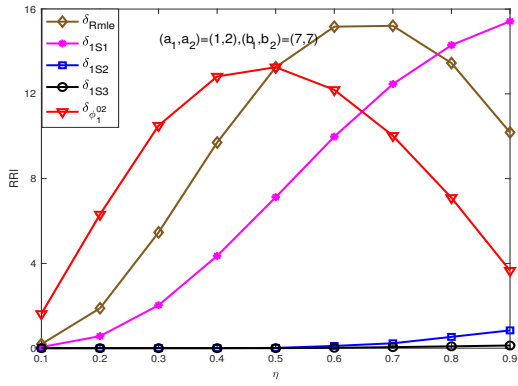


(e) $(n_1, n_2) = (13, 18), (\mu_1, \mu_2) = (-0.1, -0.2)$

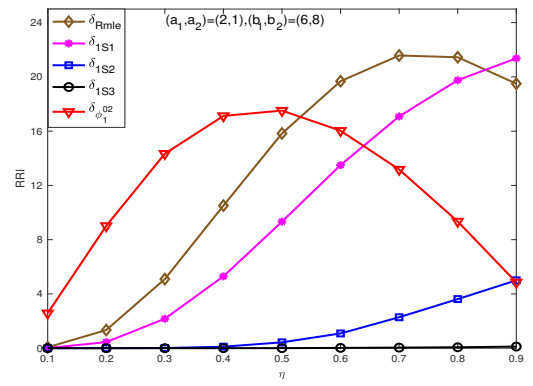


(f) $(n_1, n_2) = (13, 18), (\mu_1, \mu_2) = (-0.1, -0.2)$

Figure 4: Relative risk improvement under entropy loss function $L_2(t)$ for σ_1

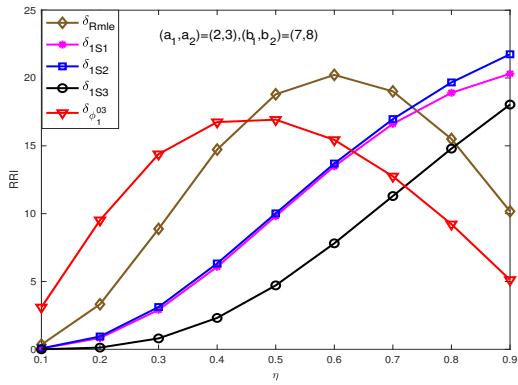


(a) $(n_1, n_2) = (7, 8), (\mu_1, \mu_2) = (-0.4, -0.5)$

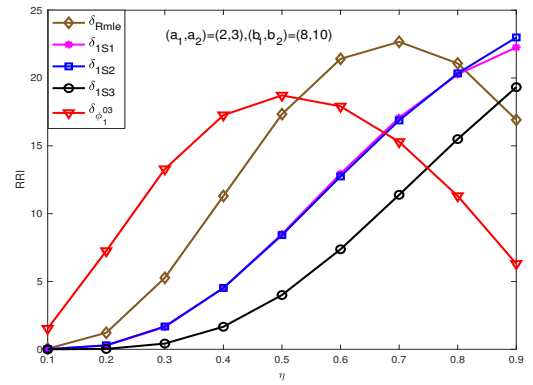


(b) $(n_1, n_2) = (7, 8), (\mu_1, \mu_2) = (-0.4, -0.5)$

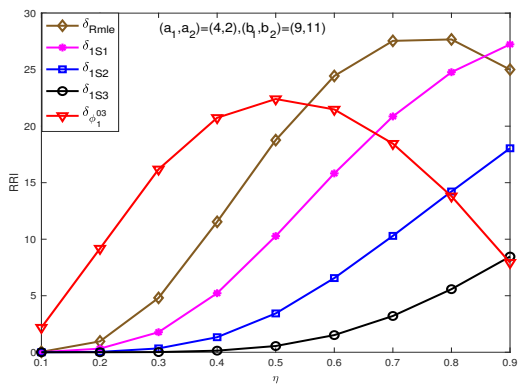
Figure 5: Relative risk improvement under entropy loss function $L_2(t)$ for σ_1



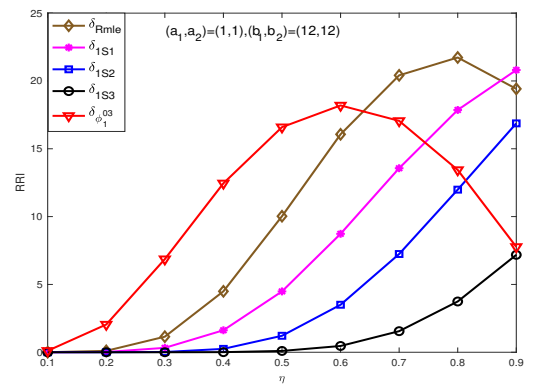
(a) $(n_1, n_2) = (8, 10), (\mu_1, \mu_2) = (0, 0)$



(b) $(n_1, n_2) = (8, 10), (\mu_1, \mu_2) = (0, 0)$

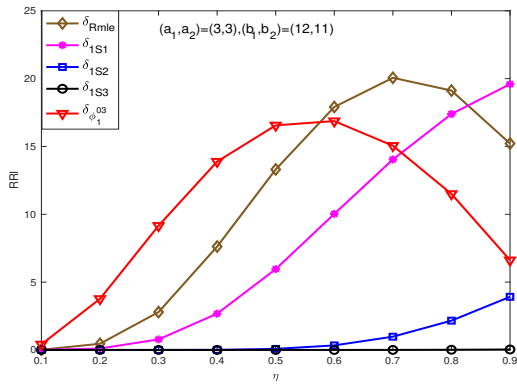


(c) $(n_1, n_2) = (12, 12), (\mu_1, \mu_2) = (0.2, 0.3)$

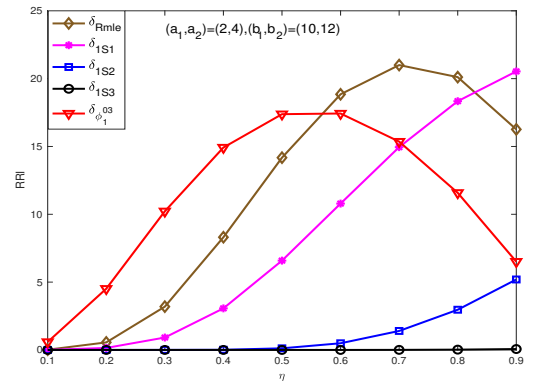


(d) $(n_1, n_2) = (12, 12), (\mu_1, \mu_2) = (0.2, 0.3)$

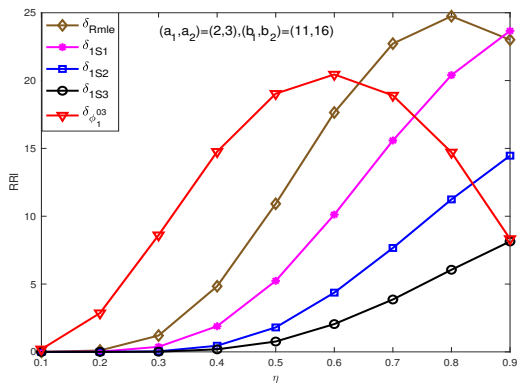
Figure 6: Relative risk improvement under symmetric loss function $L_3(t)$ for σ_1



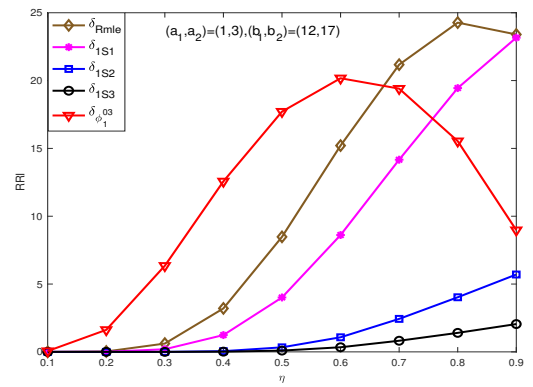
(a) $(n_1, n_2) = (14, 15), (\mu_1, \mu_2) = (0.4, 0.7)$



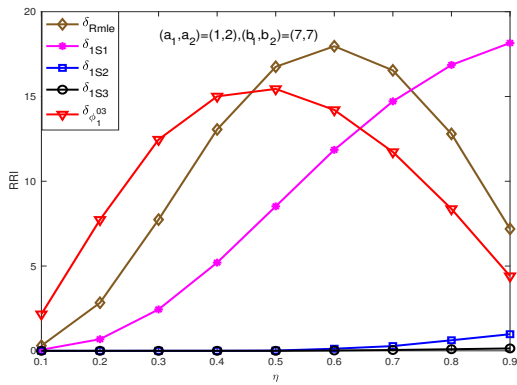
(b) $(n_1, n_2) = (14, 15), (\mu_1, \mu_2) = (0.4, 0.7)$



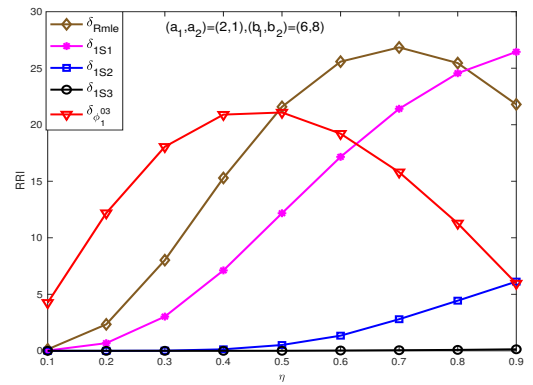
(c) $(n_1, n_2) = (13, 18), (\mu_1, \mu_2) = (-0.1, -0.2)$



(d) $(n_1, n_2) = (13, 18), (\mu_1, \mu_2) = (-0.1, -0.2)$

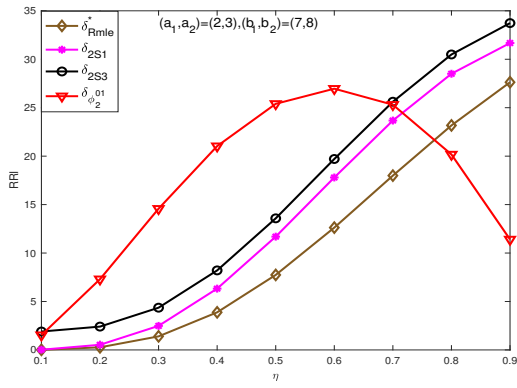


(e) $(n_1, n_2) = (7, 8), (\mu_1, \mu_2) = (-0.4, -0.5)$

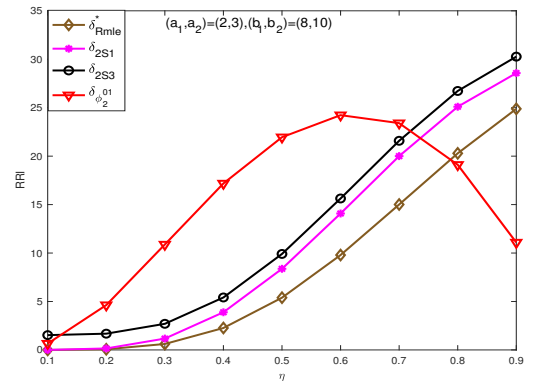


(f) $(n_1, n_2) = (7, 8), (\mu_1, \mu_2) = (-0.4, -0.5)$

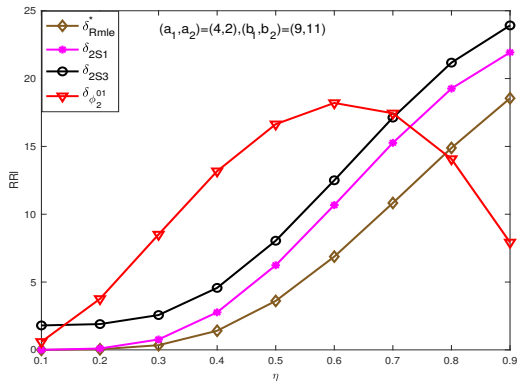
Figure 7: Relative risk improvement under symmetric loss function $L_3(t)$ for σ_1



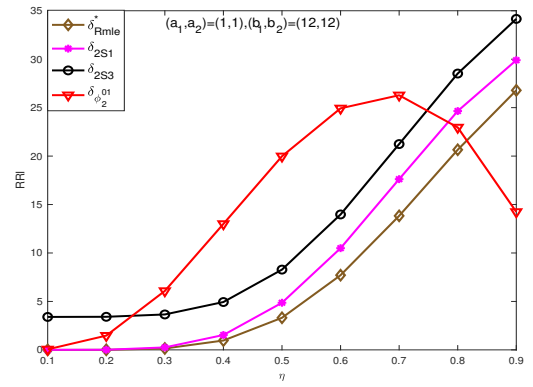
(a) $(n_1, n_2) = (8, 10), (\mu_1, \mu_2) = (0, 0)$



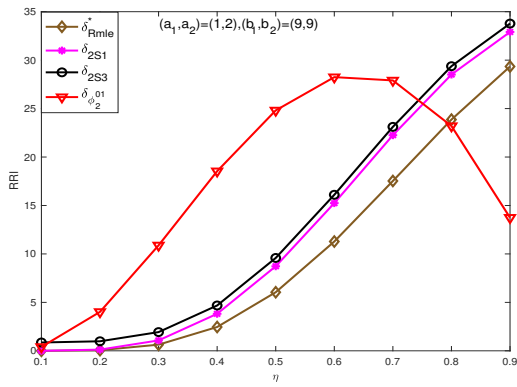
(b) $(n_1, n_2) = (8, 10), (\mu_1, \mu_2) = (0, 0)$



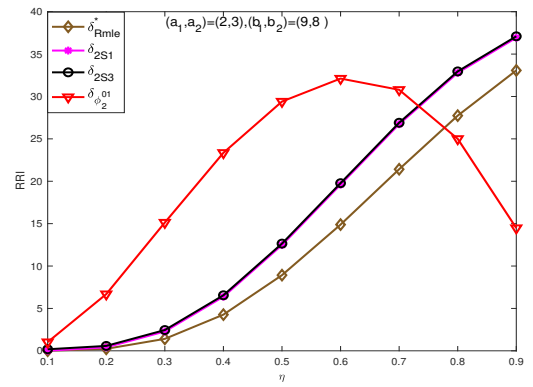
(c) $(n_1, n_2) = (12, 12), (\mu_1, \mu_2) = (0.05, 0.03)$



(d) $(n_1, n_2) = (12, 12), (\mu_1, \mu_2) = (0.05, 0.03)$

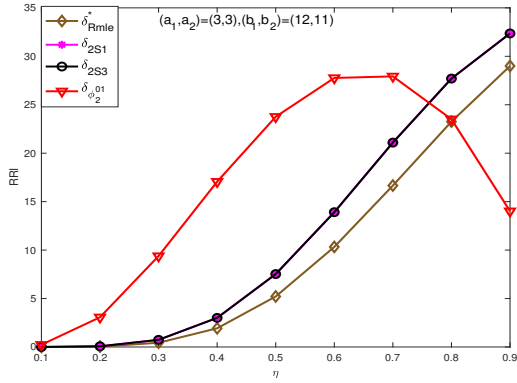


(e) $(n_1, n_2) = (10, 9), (\mu_1, \mu_2) = (0.1, 0.1)$

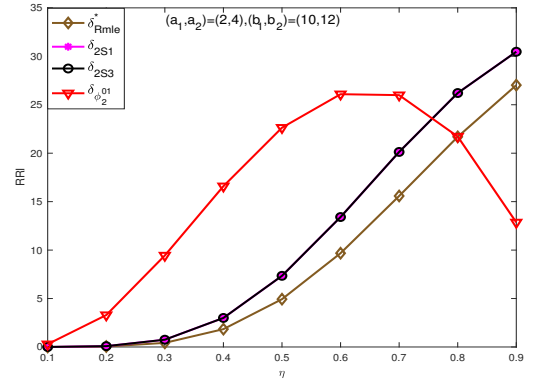


(f) $(n_1, n_2) = (10, 9), (\mu_1, \mu_2) = (0.1, 0.15)$

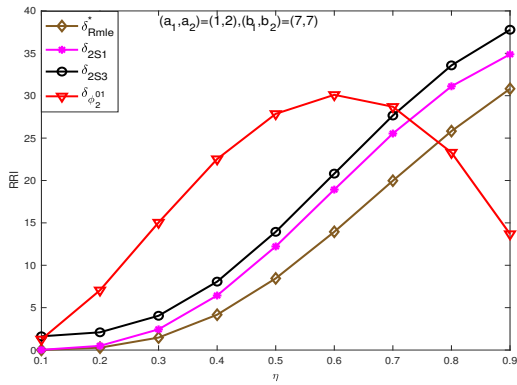
Figure 8: Relative risk improvement under quadratic loss function $L_1(t)$ for σ_2



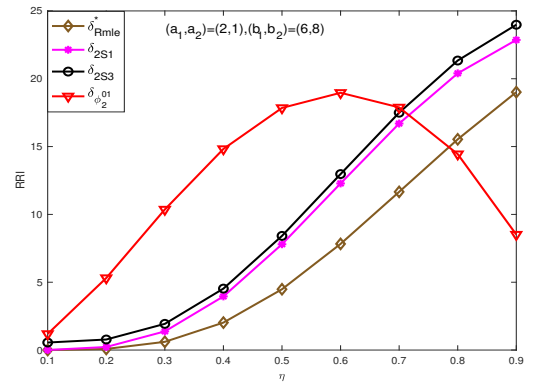
(a) $(n_1, n_2) = (14, 15), (\mu_1, \mu_2) = (0.4, 0.7)$



(b) $(n_1, n_2) = (14, 15), (\mu_1, \mu_2) = (0.4, 0.7)$

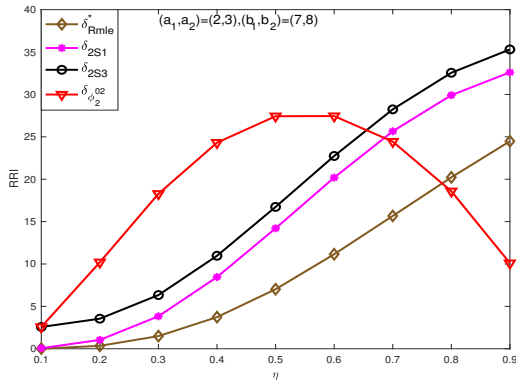


(c) $(n_1, n_2) = (7, 8), (\mu_1, \mu_2) = (-0.1, -0.2)$

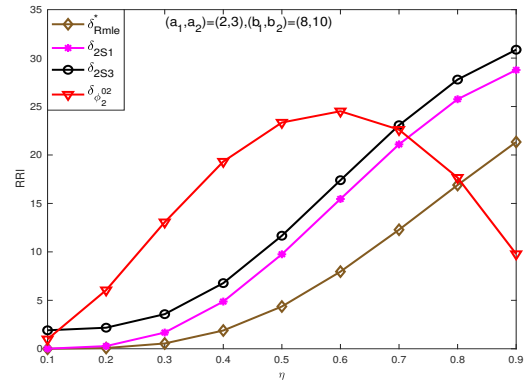


(d) $(n_1, n_2) = (7, 8), (\mu_1, \mu_2) = (-0.1, -0.2)$

Figure 9: Relative risk improvement under quadratic loss function $L_1(t)$ for σ_2

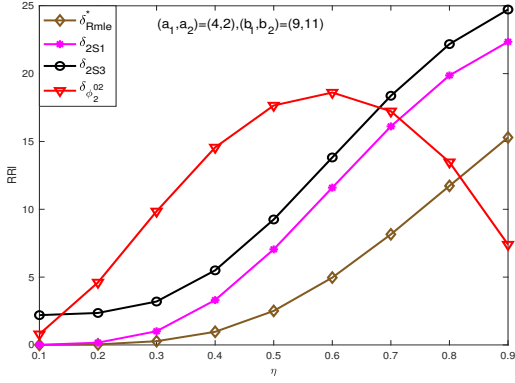


(a) $(n_1, n_2) = (8, 10), (\mu_1, \mu_2) = (0, 0)$

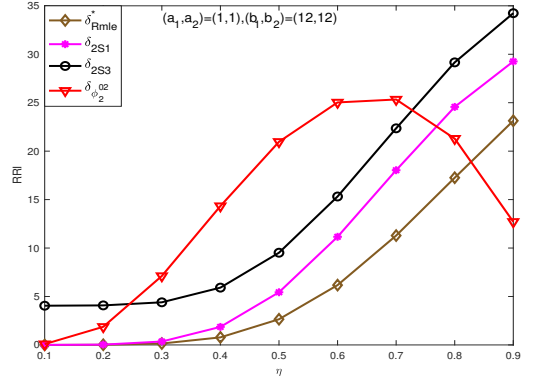


(b) $(n_1, n_2) = (8, 10), (\mu_1, \mu_2) = (0, 0)$

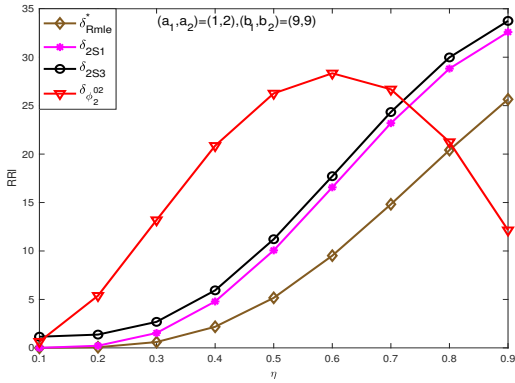
Figure 10: Relative risk improvement under entropy loss function $L_2(t)$ for σ_2



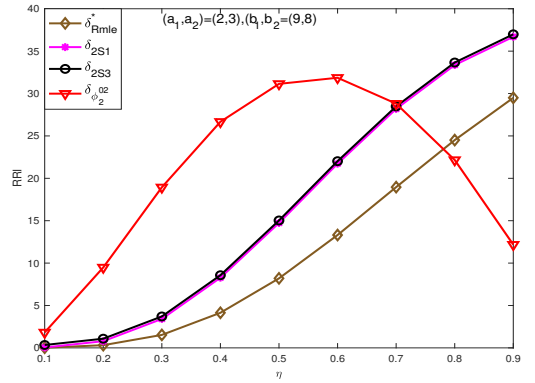
(a) $(n_1, n_2) = (12, 12), (\mu_1, \mu_2) = (0.05, 0.03)$



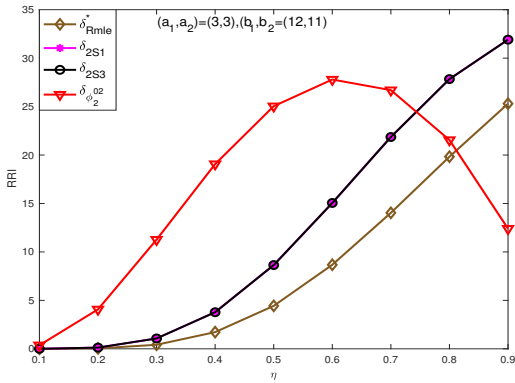
(b) $(n_1, n_2) = (12, 12), (\mu_1, \mu_2) = (0.05, 0.03)$



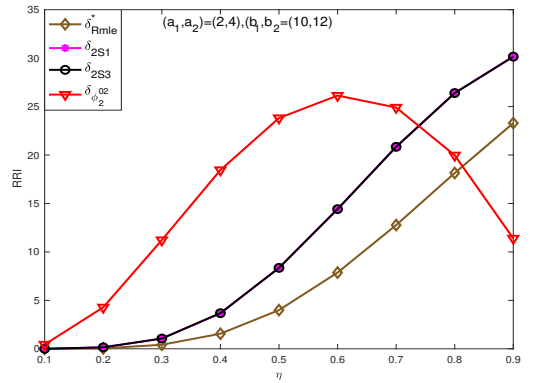
(c) $(n_1, n_2) = (10, 9), (\mu_1, \mu_2) = (0.1, 0.1)$



(d) $(n_1, n_2) = (10, 9), (\mu_1, \mu_2) = (0.1, 0.15)$

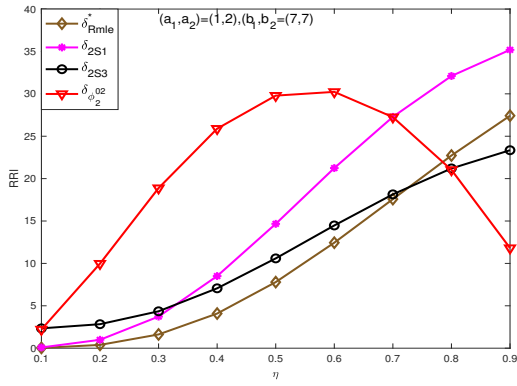


(e) $(n_1, n_2) = (14, 15), (\mu_1, \mu_2) = (0.4, 0.7)$

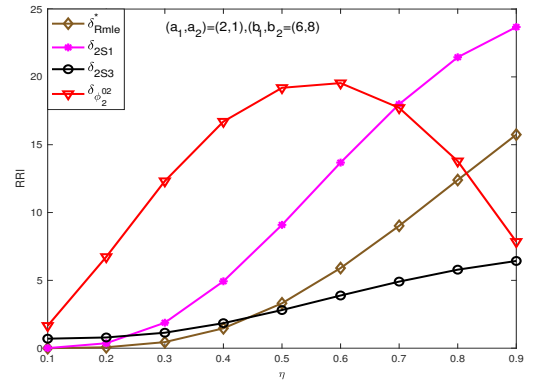


(f) $(n_1, n_2) = (14, 15), (\mu_1, \mu_2) = (0.4, 0.7)$

Figure 11: Relative risk improvement under entropy loss function $L_2(t)$ for σ_2

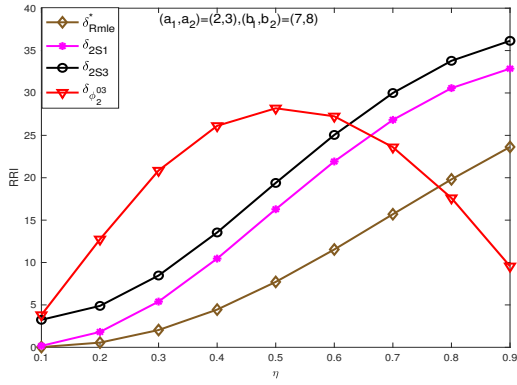


(a) $(n_1, n_2) = (7, 8), (\mu_1, \mu_2) = (-0.1, -0.2)$

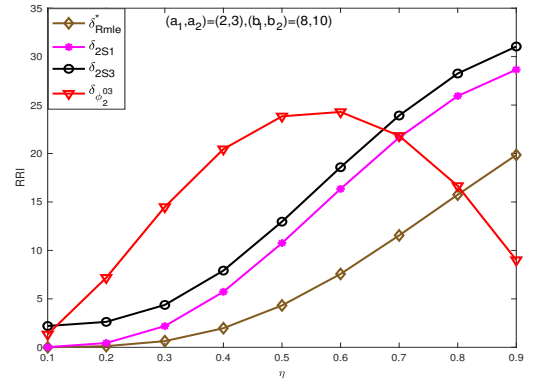


(b) $(n_1, n_2) = (7, 8), (\mu_1, \mu_2) = (-0.1, -0.2)$

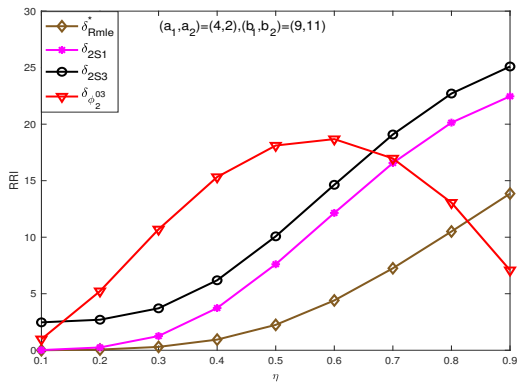
Figure 12: Relative risk improvement under entropy loss function $L_2(t)$ for σ_2



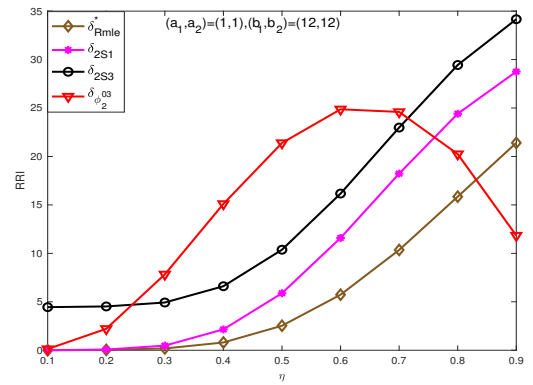
(a) $(n_1, n_2) = (8, 10), (\mu_1, \mu_2) = (0, 0)$



(b) $(n_1, n_2) = (8, 10), (\mu_1, \mu_2) = (0, 0)$

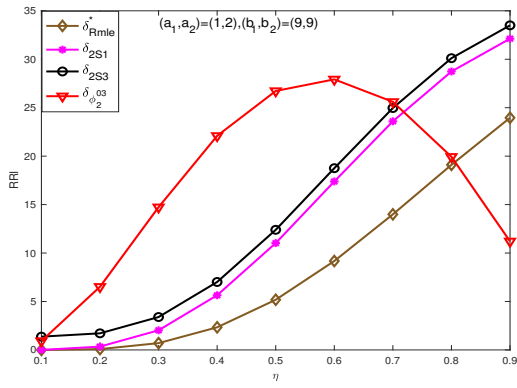


(c) $(n_1, n_2) = (12, 12), (\mu_1, \mu_2) = (0.05, 0.03)$

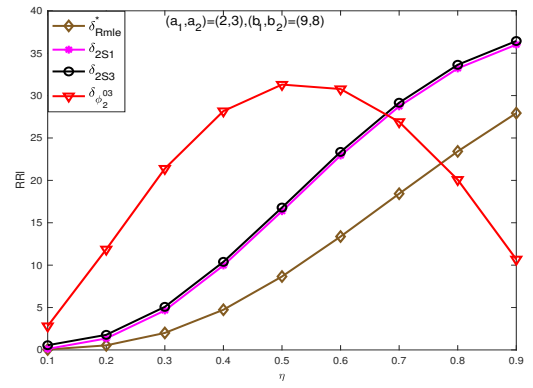


(d) $(n_1, n_2) = (12, 12), (\mu_1, \mu_2) = (0.05, 0.03)$

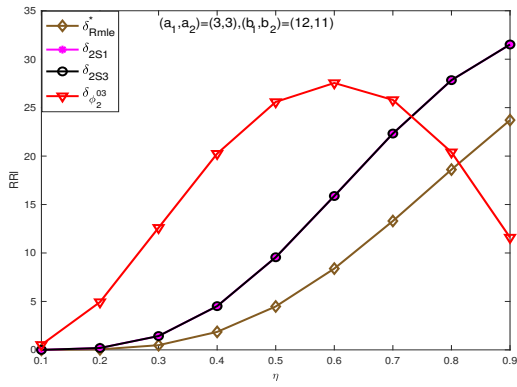
Figure 13: Relative risk improvement under symmetric loss function $L_3(t)$ for σ_2



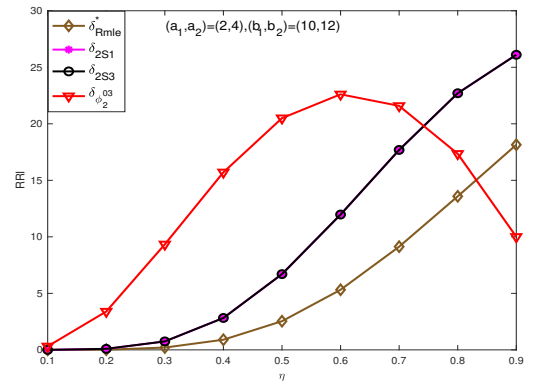
(a) $(n_1, n_2) = (10, 9), (\mu_1, \mu_2) = (0.1, 0.1)$



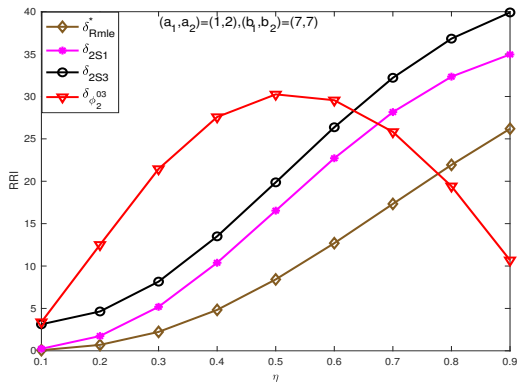
(b) $(n_1, n_2) = (10, 9), (\mu_1, \mu_2) = (0.1, 0.15)$



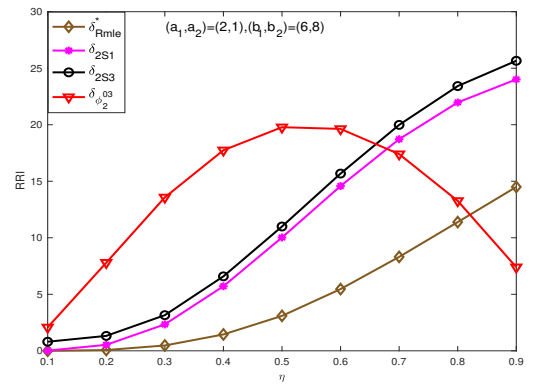
(c) $(n_1, n_2) = (14, 15), (\mu_1, \mu_2) = (0.4, 0.7)$



(d) $(n_1, n_2) = (14, 15), (\mu_1, \mu_2) = (0.4, 0.7)$



(e) $(n_1, n_2) = (7, 8), (\mu_1, \mu_2) = (-0.1, -0.2)$



(f) $(n_1, n_2) = (7, 8), (\mu_1, \mu_2) = (-0.1, -0.2)$

Figure 14: Relative risk improvement under symmetric loss function $L_3(t)$ for σ_2

5.1. Data analysis

Here, we will present a real-life data analysis. For the data analysis, we consider the data of breaking strength of jute fiber of gauge length 20mm and 5 mm discussed in [30]. The data set contains 30 observations, by using one sample Kolmogorov–Smirnov test we have verified that data following two parameter exponential distribution with location parameter $\mu_1 = 36.75$ and $\mu_2 = 129.08$ with p-values 0.6568 and 0.4908 respectively. Let $X_1 \sim Exp(\mu_1, \sigma_1)$ and $X_2 \sim Exp(\mu_2, \sigma_2)$ denote the breaking strength of jute fiber of gauge length 20mm and 5mm, respectively, and we assume the that $\sigma_1 \leq \sigma_2$. In the previous sections, we have proposed several improved estimators for σ_1 and σ_2 . The values of the improved estimators are tabulated in the below tables for different values of a_i and b_i , $i = 1, 2$.

Table 1: gauge length 20 mm

71.46	419.02	284.64	585.57	456.60	113.85	187.85	688.16
662.66	45.58	578.62	756.70	594.29	166.49	99.72	707.36
765.14	187.13	145.96	350.70	547.44	116.99	375.81	581.60
119.86	48.01	200.16	36.75	244.53	83.55		

Table 2: gauge length 5 mm

566.31	270.79	516.28	823.03	226.53	367.70	441.87	618.57
546.11	268.20	315.33	809.23	218.86	583.97	304.84	129.08
537.45	496.28	167.87	306.99	178.25	370.02	168.20	554.61
360.80	260.97	254.29	295.51	187.68			

Table 3: Values of estimators of σ_1 under quadratic loss function $L_1(t)$

(a_1, a_2)	(b_1, b_2)	δ_{01}^1	δ_{Rmle}	δ_{1S1}	δ_{1S2}	δ_{1S3}	$\delta_{\phi_1^{01}}$	$\delta_{\phi_{1.5,1}}$
(1,1)	(30,30)	303.99	279.64	284.38	298.01	303.99	264.68	352.90
(2,3)	(27,28)	334.57	285.16	290.75	310.58	334.57	274.79	354.99
(1,1)	(29,27)	314.18	290.56	295.84	310.24	314.18	278.76	360.81
(4,2)	(30,30)	302.31	262.43	267.21	296.89	302.31	247.64	333.06

Table 4: Values of estimators of σ_1 under entropy loss function $L_2(t)$

(a_1, a_2)	(b_1, b_2)	δ_{01}^2	δ_{Rmle}	δ_{1S1}	δ_{1S2}	δ_{1S3}	$\delta_{\phi_1^{01}}$	$\delta_{\phi_{1.5,2}}$
(1,1)	(30,30)	314.47	279.64	289.28	264.10	314.47	270.03	360.61
(2,3)	(27,28)	347.96	285.16	296.57	245.18	347.96	280.85	363.16
(1,1)	(29,27)	325.40	290.56	301.32	255.71	325.40	284.56	376.36
(4,2)	(30,30)	313.94	262.44	272.16	251.30	313.94	253.02	333.57

Table 5: Values of estimators of σ_1 under symmetric loss function $L_3(t)$

(a_1, a_2)	(b_1, b_2)	δ_{01}^3	δ_{Rmle}	δ_{1S1}	δ_{1S2}	δ_{1S3}	$\delta_{\phi_1^{01}}$	$\delta_{\phi_{1.5,3}}$
(1,1)	(30,30)	320.04	279.64	291.81	305.67	320.04	272.76	364.53
(2,3)	(27,28)	355.13	285.16	299.58	319.82	355.13	283.97	367.36
(1,1)	(29,27)	331.37	290.56	304.15	318.80	331.37	287.54	380.47
(4,2)	(30,30)	320.16	262.44	274.71	305.07	320.16	255.78	337.49

Table 6: Values of estimators of σ_2 under quadratic $L_1(t)$ for σ_2

(a_1, a_2)	(b_1, b_2)	δ_{02}^1	δ_{Rmle}^*	δ_{2S1}	δ_{2S2}	δ_{2S3}	$\delta_{\phi_2^{01}}$	$\delta_{\phi_{1.5,1}}^*$
(1,1)	(30,30)	255.29	279.63	284.37	255.29	284.37	309.01	460.22
(2,3)	(27,28)	235.75	285.15	290.74	235.75	290.74	314.15	490.19
(1,1)	(29,27)	265.18	290.54	295.82	265.18	295.82	323.85	491.51
(4,2)	(30,30)	225.31	262.42	267.19	225.31	267.19	287.84	433.32

Table 7: Values of estimators of σ_2 under entropy loss $L_2(t)$ for σ_2

(a_1, a_2)	(b_1, b_2)	δ_{02}^2	δ_{Rmle}^*	δ_{2S1}	δ_{2S2}	δ_{2S3}	$\delta_{\phi_2^{02}}$	$\delta_{\phi_{1.5,2}}^*$
(1,1)	(30,30)	264.10	279.63	289.27	264.10	289.27	316.12	471.33
(2,3)	(27,28)	245.18	285.15	296.55	245.18	296.55	322.15	503.01
(1,1)	(29,27)	275.38	290.54	301.30	275.38	301.30	332.07	504.64
(4,2)	(30,30)	233.35	262.42	272.14	233.35	272.14	294.59	443.79

Table 8: Values of estimators of σ_2 under symmetric loss $L_3(t)$ for σ_2

(a_1, a_2)	(b_1, b_2)	δ_{02}^3	δ_{Rmle}^*	δ_{2S1}	δ_{2S2}	δ_{2S3}	$\delta_{\phi_2^{03}}$	$\delta_{\phi_{1.5,3}}^*$
(1,1)	(30,30)	268.77	279.63	291.80	268.77	298.80	319.88	477.27
(2,3)	(27,28)	250.24	285.15	299.56	250.24	299.56	326.40	509.85
(1,1)	(29,27)	280.84	290.54	304.13	280.84	304.13	336.45	511.73
(4,2)	(30,30)	237.64	262.42	272.70	237.64	274.70	298.16	449.35

6. Conclusions

We have population Π_i having distribution $Exp(\mu_i, \sigma_i), i = 1, 2$ and $\sigma_1 \leq \sigma_2$. In this paper, we have studied the estimation σ_i based on a doubly type-II censored sample when location parameters μ_1 and μ_2 are unknown. This estimation problem has been studied with respect to a general scale invariant loss function. We have proposed several improved estimators using the techniques of [27]. We also obtained a class of improved estimators using the IERD approach of [12]. We showed that the boundary estimator of the proposed class is a generalized Bayes estimator. We have obtained the improved estimators for three special loss functions, namely quadratic loss, entropy loss, and symmetric loss function. Maruyama type estimators are obtained for σ_1 and σ_2 . For σ_1 , we have derived a [28] type improved estimator with respect to quadratic and entropy loss functions. A double shrinkage estimator is obtained for σ_2 . We have seen that from these results, we get the results for i.i.d. sampling scheme, record values, type-II censoring scheme,

and progressive type-II censoring scheme. So, our work provides a unified treatment for different important sampling schemes. We conduct a simulation study to compare the risk performance of the improved estimators. Finally, we gave a data analysis for implementation purposes.

Acknowledgment

Lakshmi Kanta Patra thanks the National Board of Higher Mathematics, India for providing financial support to carry out this research with project number 02011/38/2023 NBHM (R.P)/R&DII/13409.

References

- [1] Balakrishnan, N. and Cramer, E. [2014]. *The Art of Progressive Censoring*, Springer.
- [2] Bobotas, P. [2019]. Improved estimation of the smallest scale parameter of gamma distributions, *Journal of the Korean Statistical Society*. **48**(1), 97–105.
- [3] Bobotas, P. and Kourouklis, S. [2011]. Improved estimation of the scale parameter, the hazard rate parameter and the ratio of the scale parameters in exponential distributions: An integrated approach, *Journal of statistical planning and inference*. **141**(7), 2399–2416.
- [4] Bobotas, P. and Kourouklis, S. [2017]. Estimation of the smallest normal variance with applications to variance components models, *Statistics & Probability Letters*. **131**, 38–45.
- [5] Brewster, J. F. and Zidek, J. [1974]. Improving on equivariant estimators, *The Annals of Statistics*. **2**(1), 21–38.
- [6] Elfessi, A. [1997]. Estimation of a linear function of the parameters of an exponential distribution from doubly censored samples, *Statistics and Probability Letters*. **36**(3), 251–259.
- [7] Fearnhead, P. and Meligkotsidou, L. [2004]. Exact filtering for partially observed continuous time models, *Journal of the Royal Statistical Society Series B: Statistical Methodology*. **66**(3), 771–789.
- [8] Fernandez, A. J. [2000]. Bayesian inference from type ii doubly censored rayleigh data, *Statistics & probability letters*. **48**(4), 393–399.
- [9] Fernández, A. J., Bravo, J. I. and De Fuentes, Í. [2002]. Computing maximum likelihood estimates from type ii doubly censored exponential data, *Statistical Methods and Applications*. **11**, 187–200.
- [10] Garg, N. and Misra, N. [2023]. Componentwise equivariant estimation of order restricted location and scale parameters in bivariate models: a unified study, *Brazilian Journal of Probability and Statistics*. **37**(1), 101–123.
- [11] Iliopoulos, G. and Kourouklis, S. [1999]. Improving on the best affine equivariant estimator of the ratio of generalized variances, *Journal of multivariate analysis*. **68**(2), 176–192.

- [12] Kubokawa, T. [1994]. A unified approach to improving equivariant estimators, *The Annals of Statistics*. **22**(1), 290–299.
- [13] Lawless, J. [1977]. Prediction intervals for the two parameter exponential distribution, *Technometrics*. **19**(4), 469–472.
- [14] Lehmann, E. L. and Romano, J. P. [2006]. *Testing Statistical Hypotheses*, Springer Science.
- [15] Madi, M. T. [2002]. On the invariant estimation of an exponential scale using doubly censored data, *Statistics and Probability Letters*. **56**(1), 77–82.
- [16] Madi, M. T. [2006]. Decision theoretic estimation using record statistics, *Metrika*. **63**(1), 91–97.
- [17] Madi, M. T. [2008]. Improved estimation of an exponential scale ratio based on records, *Statistics & probability letters*. **78**(2), 165–172.
- [18] Madi, M. T. [2010]. A note on the equivariant estimation of an exponential scale using progressively censored data, *Journal of statistical planning and inference*. **140**(6), 1437–1440.
- [19] Maruyama, Y. [1998]. Minimax estimators of a normal variance, *Metrika*. **48**, 209–214.
- [20] Maruyama, Y. and Strawderman, W. E. [2006]. A new class of minimax generalized bayes estimators of a normal variance, *Journal of statistical planning and inference*. **136**(11), 3822–3836.
- [21] Meeker, W. Q. and Escobar, L. A. [2014]. *Statistical methods for reliability data*, John Wiley & Sons.
- [22] Misra, N., Choudhary, P., Dhariyal, I. and Kundu, D. [2002]. Smooth estimators for estimating order restricted scale parameters of two gamma distributions, *Metrika*. **56**(2), 143–161.
- [23] Pal, N. and Ling, C. [1995]. Improved minimax estimation of powers of the variance of a multivariate normal distribution under the entropy loss function, *Statistics & probability letters*. **24**(3), 205–211.
- [24] Patra, L. K. [2020]. On the improved estimation of a function of the scale parameter of an exponential distribution based on doubly censored sample, *Journal of Applied Statistics*. **47**(9), 1637–1651.
- [25] Patra, L. K., Kayal, S. and Kumar, S. [2021]. Minimax estimation of the common variance and precision of two normal populations with ordered restricted means, *Statistical Papers*. **62**, 209–233.
- [26] Patra, L. K., Kumar, S. and Petropoulos, C. [2021]. Componentwise estimation of ordered scale parameters of two exponential distributions under a general class of loss function, *Statistics*. **55**(3), 595–617.

- [27] Stein, C. [1964]. Inadmissibility of the usual estimator for the variance of a normal distribution with unknown mean, *Annals of the Institute of Statistical Mathematics*. **16**(1), 155–160.
- [28] Strawderman, W. E. [1974]. Minimax estimation of powers of the variance of a normal population under squared error loss, *The Annals of Statistics*. pp. 190–198.
- [29] Tripathi, Y. M., Petropoulos, C., Sultana, F. and Rastogi, M. K. [2018]. Estimating a linear parametric function of a doubly censored exponential distribution, *Statistics*. **52**(1), 99–114.
- [30] Xia, Z., Yu, J., Cheng, L., Liu, L. and Wang, W. [2009]. Study on the breaking strength of jute fibres using modified weibull distribution, *Composites Part A: Applied Science and Manufacturing*. **40**(1), 54–59.
- [31] Zhu, X. and Balakrishnan, N. [2015]. Exact inference for laplace quantile, reliability, and cumulative hazard functions based on type-ii censored data, *IEEE Transactions on Reliability*. **65**(1), 164–178.