

# SequentialSamplingModels.jl: Simulating and Evaluating Cognitive Models of Response Times in Julia

Kianté Fernandez<sup>1</sup>, Dominique Makowski<sup>2</sup>, and Christopher Fisher<sup>3</sup>

<sup>1</sup>University of California, Los Angeles

<sup>2</sup>School of Psychology, University of Sussex, Brighton, UK

<sup>3</sup>Independent Researcher

## ABSTRACT

Sequential sampling models (SSMs) are a widely used framework describing decision-making as a stochastic, dynamic process of evidence accumulation. SSMs popularity across cognitive science has driven the development of various software packages that lower the barrier for simulating, estimating, and comparing existing SSMs. Here, we present a software tool, SequentialSamplingModels.jl (SSM.jl), designed to make SSM simulations more accessible to Julia users, and to integrate with the Julia ecosystem. We demonstrate the basic use of SSM.jl for simulation, plotting, and Bayesian inference.

## Keywords

cognitive models, response time, sequential sampling models, evidence accumulation, decision-making

## 1. Introduction

Sequential sampling models (SSMs) are widely used in cognitive science due to their ability to describe dissociable processes underlying a wide variety of capacities, including memory retrieval, visual perception, and decision making (Forstmann *et al.* (2016)). These models typically describe decision-making as a stochastic, dynamic evidence accumulation process which evolves until evidence for one option reaches an evidence threshold (Smith (2000); Ratcliff & McKoon (2008); Ratcliff (1978)). By doing so, SSMs provide a generative model for response time (RT) distributions of actions made by organisms capturing both the speed of the response and the response itself. Figure 1 illustrates the latent evidence accumulation process for a hypothetical decision between a Margherita pizza and a pineapple pizza. Evidence accumulates stochastically (i.e., randomly) until it reaches either the upper boundary, triggering the selection of the Margherita, or the lower boundary, triggering the selection of the pineapple pizza. While these models hold many promising applications, their implementation and use remain a technical challenge.

The widespread interest and continuous use of SSMs across cognitive science have spurred the development of various software packages that lower the barrier for simulating, estimating, and comparing existing SSMs. These software implementations range widely, from those designed to provide maximum flexibility to end-users (Shinn *et al.* (2020)) to those that streamline the entire analysis of SSMs (Fengler *et al.* (2022)). Toolboxes have also

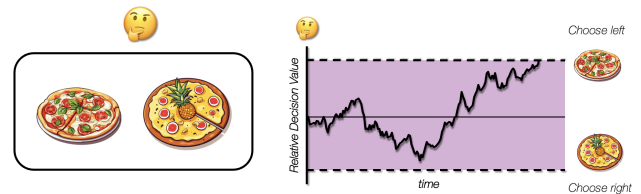


Fig. 1: An example of applying the sequential sampling modeling framework to a choice between two pizzas. The decision-maker samples evidence in favor of both options until reaching a decision boundary.

been developed across multiple programming languages commonly used for scientific computing, including MATLAB (Vandekerckhove & Tuerlinckx (2008)), Python (Wiecki *et al.* (2013); Shinn *et al.* (2020); Fengler *et al.* (2022); Murrow & Holmes (2024)), and R (Wabersich & Vandekerckhove (2014); Stevenson *et al.* (2024); Ahn *et al.* (2017); Singmann *et al.* (2018); Hartmann & Klauer (2021)).

## 2. SequentialSamplingModels.jl

While existing methods can already simulate a wide range of SSMs across multiple languages, developments in Julia have either not been established or lack maintenance. SequentialSamplingModels (SSM.jl) provides the first unified interface for simulating validated SSMs, drawn from the literature to represent those most widely used. The package offers a user-friendly method for simulating a range of SSMs of interest to researchers. It is the first attempt to integrate a package into the Julia ecosystem for simulating and evaluating a popular model of decision-making.

## 3. Availability, Development, and Documentation

SequentialSamplingModels.jl is available on the Julia package registry. The package is maintained on GitHub at <https://github.com/itsdfish/SequentialSamplingModels.jl>, and the documentation can be found at <https://itsdfish.github.io/SequentialSamplingModels.jl/dev/>. For a more comprehensive exploration of the package functionalities and further details on future developments, the user is invited to consult the package README, documentation, and issues.

#### 4. Example one: simulating choices and response times

SequentialSamplingModels.jl is an extension of the established functionalities within the Distributions package Lin *et al.* (2024), designed for generating multivariate choice-RT distributions. To achieve this, a new abstract type was defined to support both continuous and discrete values. Then, a suite of constructors were designed to accommodate multivariate distributions with mixed support, which are necessary for generating discrete choices and continuous response times. Across the defined sub-types, distributions utilizing SSM.jl will output a NamedTuple consisting of a vector of choices and RTs. With samplers designed to integrate with Distributions.jl in mind, the constructors can leverage many of the related functions for probabilistic distributions, including sampling and likelihood evaluation. In Code Block 1, using the Diffusion Decision Model (Ratcliff *et al.* (2016); DDM), we provide an example of these features for simulating choices and response times from a pre-defined set of parameters, as well as computing the log-likelihood of the data.

Code 1: A code example illustrating how to create a Diffusion Decision Model object, generate simulated data, and evaluate the log likelihood of the simulated data.

```

1 using SequentialSamplingModels
2 # Create DDM distribution
3 dist = DDM(; ν = 1.00, α = 0.80, τ = 0.30, z = 0.50)
4 # Sample 10,000 simulated data from the DDM
5 sim_data = rand(dist, 10_000)
6 # compute log likelihood of simulated data
7 logpdf(dist, sim_data)

```

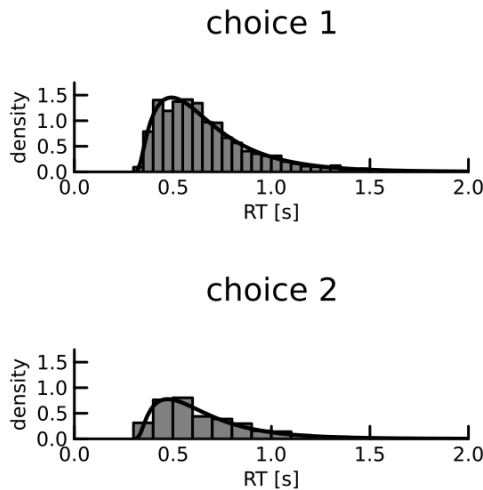


Fig. 2: RT distributions of the racing diffusion model based on Code Block 2

#### 5. Example two: plotting RT-choice distributions and simulated traces

SSM.jl also enables plotting functionality for SSMs when Plots.jl (Christ *et al.* (2023)) is active in your Julia session. In Code Block 2, using the racing diffusion model (Tillman *et al.*

(2020); RDM), we demonstrate how to generate two plots commonly used with SSMs. The first plot is a histogram of joint choice-RT reaction distributions paneled by choice with a probability density overlay. The output of this example is shown in Figure 2. The second plot illustrates five simulated trajectories of the latent evidence accumulation process of the RDM, which is shown in Figure 3. In addition, users can animate the evidence accumulation trace with the function `animate` to illustrate the model's dynamics.

Code 2: SSM.jl works with Plots.jl. The first example is a histogram of joint choice-RTs (see Figure 2), and the second example is a trace of the latent evidence accumulation dynamics (see Figure 3).

```

1 using SequentialSamplingModels
2 using Plots
3 # Define parameters
4 ν = [2, 1]
5 k = 0.50
6 A = 1.0
7 τ = 0.30
8 # Create RDM distribution
9 dist = RDM(; ν, k, A, τ)
10 # Plot distribution
11 histogram(dist; xlims=(0, 2))
12 plot!(dist; t_range=range(.301, 2.5, length=100))
13 # Plot model simulations traces
14 plot_model(dist, n_sim=5,
15 t_range=range(.20, 1.5, length=100), xlims=(0, 1.5))

```

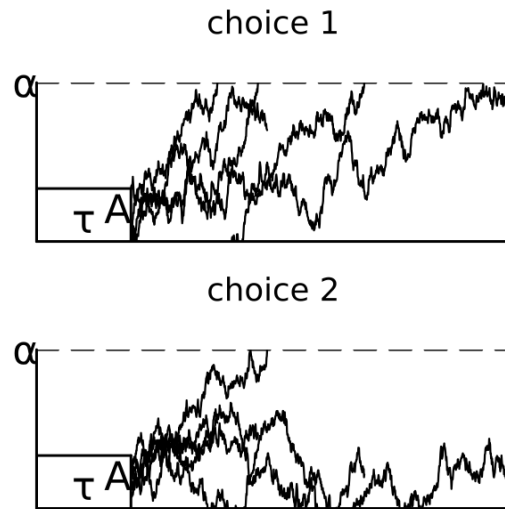


Fig. 3: Five traces of the racing diffusion model based on Code Block 2. On each simulations, the accumulators race independently until the evidence of the fastest accumulator reaches its threshold (horizontal, dashed line)

#### 6. Example three: Bayesian inference

In cases where closed-form likelihoods are available, SSM.jl also facilitate parameter estimation routines available with Turing, the general-purpose probabilistic programming library (Ge *et al.* (2018)). Below, we provide an example of writing a Turing model using a SSM constructor and conducting a simple parameter estimation exercise using the linear ballistic accumulator (Brown & Heathcote (2008); LBA).

Code 3: Use Turing.jl to conduct parameter estimation with a SequentialSamplingModels.jl constructor

```

1 using LinearAlgebra
2 using Random
3 using SequentialSamplingModels
4 using StatsPlots
5 using Turing
6
7 Random.seed!(104)
8 # Simulate data
9 dist = LBA( $\nu$ =[3.0, 2.0], A=.8, k=.2,  $\tau$ =.3)
10 data = rand(dist, 100)
11 # Define model using Turing macro
12 @model function model_lba(data)
13      $\nu$  ~ MvNormal(zeros(2), I(2))
14     A ~ truncated(Normal(.8, .4), 0.0, Inf)
15     k ~ truncated(Normal(.2, .2), 0.0, Inf)
16      $\tau$  ~ Uniform(0.0, minimum(data.rt))
17     data ~ LBA(; $\nu$ , A, k,  $\tau$ )
18 end
19 # Fit model
20 chains = sample(model_lba(data), NUTS(1000, .85),
21 MCMCThreads(), 1000, 4)
22 # Examine convergence quality
23 summarystats(chains)
24 # Plot mcmc trace and posterior distributions
25 plot(chains)

```

In addition, SSM.jl integrates with Pigeons.jl ((Surjanovic *et al.*, 2023)) and ParetoSmooth.jl (<cdp49@cam.ac.uk> (2021)), via Turing, allowing the user to estimate the marginal likelihood and approximate leave-one-out cross-validation for Bayesian model comparison (Vehtari *et al.* (2017)).

## 7. Future Applications

A major application of SSMs is to fit models to data via parameter estimation routines. However, not all SSMs have closed-form likelihoods that can be computed efficiently, and thus simulation-based inference has recently been proposed as a solution to accommodate parameter estimation for SSMs.

In the future, we aim to incorporate approximate solutions for likelihoods with no known closed form using approximate Bayesian computation (Palestro *et al.* (2018)) and deep learning methods for efficient simulation-based inference, such as likelihood approximation networks (Fengler *et al.* (2020)) specified in Flux.jl (Innes (2018)). This approach facilitates sampling from the posterior distribution of models without a closed-form likelihood function while maintaining a consistent syntax for end-users.

## References

Ahn, Woo-Young, Haines, Nathaniel, & Zhang, Lei. 2017. Revealing Neurocomputational Mechanisms of Reinforcement Learning and Decision-Making With the hBayesDM Package. *Computational Psychiatry*, **1**, 24–57.

Brown, Scott D, & Heathcote, Andrew. 2008. The simplest complete model of choice response time: Linear ballistic accumulation. *Cognitive psychology*, **57**(3), 153–178.

<cdp49@cam.ac.uk>, Carlos Parada. 2021 (6). *ParetoSmooth.jl*.

Christ, Simon, Schwabeneder, Daniel, Rackauckas, Christopher, Borregaard, Michael Krabbe, & Breloff, Thomas. 2023. Plots.jl – a user extendable plotting API for the julia programming language.

Fengler, Alexander, Govindarajan, Lakshmi Narasimhan, Chen, Tony, & Frank, Michael Joshua. 2020. Likelihood approxima-

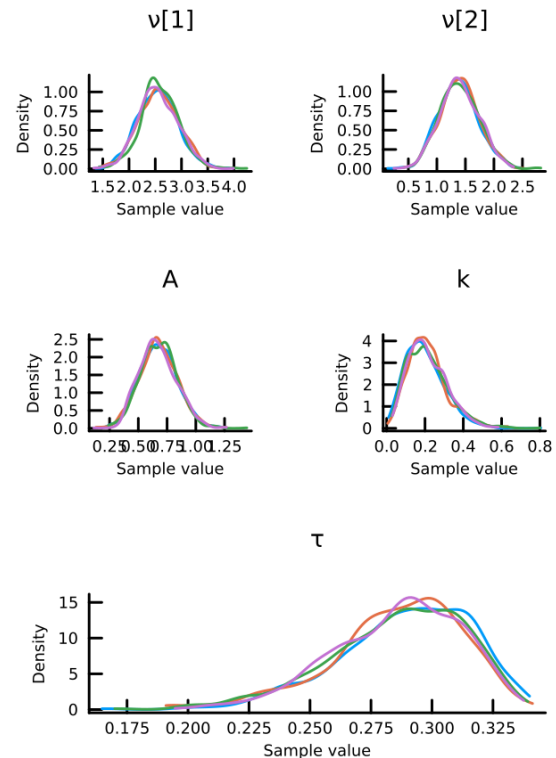


Fig. 4: Posterior distributions for the parameters of the Linear Ballistic Accumulator model based on Block 3. MCMC trace plots were removed due to space limitations.

tion networks (LANs) for fast inference of simulation models in cognitive neuroscience. *eLife*, **10**.

Fengler, Alexander, Bera, Krishn, Pedersen, Mads L., & Frank, Michael Joshua. 2022. Beyond Drift Diffusion Models: Fitting a broad class of decision and RL models with HDDM. *bioRxiv*.

Forstmann, Birte U, Ratcliff, Roger, & Wagenmakers, E-J. 2016. Sequential sampling models in cognitive neuroscience: Advantages, applications, and extensions. *Annual review of psychology*, **67**(1), 641–666.

Ge, Hong, Xu, Kai, & Ghahramani, Zoubin. 2018. Turing: a language for flexible probabilistic inference. *Pages 1682–1690 of: International Conference on Artificial Intelligence and Statistics, AISTATS 2018, 9-11 April 2018, Playa Blanca, Lanzarote, Canary Islands, Spain*.

Hartmann, Raphael, & Klauer, Karl Christoph. 2021. Partial derivatives for the first-passage time distribution in Wiener diffusion models. *Journal of Mathematical Psychology*, **103**, 102550.

Innes, Mike. 2018. Flux: Elegant Machine Learning with Julia. *Journal of Open Source Software*.

Lin, Dahua, Widmann, David, Byrne, Simon, White, John Myles, Noack, Andreas, Besançon, Mathieu, Bates, Douglas, Pearson, John, Zito, John, Arslan, Alex, Schauer, Moritz, Squire, Kevin, Anthonoff, David, Papamarkou, Theodore, Drugowitsch, Jan, Denonovic, Benjamin, Sengupta, Avik, Axen, Seth, Shah, Viral B., Smith, Brian J, Moynihan, Glenn, Ragusa, Giuseppe, Dann, Christoph, Innes, Mike J, Tarek, Mohamed, Michael, O’Leary,

- Martin, & Lacerda, Gustavo. 2024 (Sept.). *JuliaStats/Distributions.jl: v0.25.112*.
- Murrow, Matthew, & Holmes, William R. 2024. PyBEAM: A Bayesian approach to parameter inference for a wide class of binary evidence accumulation models. *Behavior Research Methods*, **56**(3), 2636–2656.
- Palestro, James J, Sederberg, Per B, Osth, Adam F, Van Zandt, Trisha, & Turner, Brandon M. 2018. *Likelihood-free methods for cognitive science*. Springer.
- Ratcliff, Roger. 1978. A Theory of Memory Retrieval. *Psychological Review*, **85**, 59–108.
- Ratcliff, Roger, & McKoon, Gail. 2008. The Diffusion Decision Model: Theory and Data for Two-Choice Decision Tasks. *Neural Computation*, **20**, 873–922.
- Ratcliff, Roger, Smith, Philip L, Brown, Scott D, & McKoon, Gail. 2016. Diffusion decision model: Current issues and history. *Trends in cognitive sciences*, **20**(4), 260–281.
- Shinn, Maxwell, Lam, Norman H, & Murray, John D. 2020. A flexible framework for simulating and fitting generalized drift-diffusion models. *eLife*, **9**.
- Singmann, Henrik, Brown, Scott, Gretton, Matthew, Heathcote, Andrew, Voss, Andreas, Voss, Jochen, & Terry, Andrew. 2018. Package 'rdists'.
- Smith, Philip L. 2000. Stochastic dynamic models of response time and accuracy: A foundational primer. *Journal of mathematical psychology*, **44**(3), 408–463.
- Stevenson, Niek, Donzallaz, Michelle C, Innes, RJ, Forstmann, Birte, Matzke, Dora, & Heathcote, Andrew. 2024. EMC2: An R Package for cognitive models of choice.
- Surjanovic, Nikola, Biron-Lattes, Miguel, Tiede, Paul, Syed, Saifuddin, Campbell, Trevor, & Bouchard-Côté, Alexandre. 2023. Pigeons.jl: Distributed sampling from intractable distributions. *arXiv:2308.09769*.
- Tillman, Gabriel, Van Zandt, Trish, & Logan, Gordon D. 2020. Sequential sampling models without random between-trial variability: The racing diffusion model of speeded decision making. *Psychonomic Bulletin & Review*, **27**(5), 911–936.
- Vandekerckhove, Joachim, & Tuerlinckx, Francis. 2008. Diffusion model analysis with MATLAB: A DMAT primer. *Behavior research methods*, **40**(1), 61–72.
- Vehtari, Aki, Gelman, Andrew, & Gabry, Jonah. 2017. Practical Bayesian model evaluation using leave-one-out cross-validation and WAIC. *Statistics and Computing*, **27**(5), 1413–1432.
- Wabersich, Dominik, & Vandekerckhove, Joachim. 2014. The RWiener Package: an R Package Providing Distribution Functions for the Wiener Diffusion Model. *R Journal*, **6**(1).
- Wiecki, Thomas V, Sofer, Imri, & Frank, Michael J. 2013. HDDM: Hierarchical Bayesian estimation of the drift-diffusion model in Python. *Frontiers in neuroinformatics*, **7**, 55610.