

# CAUSAL REPRESENTATION LEARNING FROM MULTI-MODAL BIOLOGICAL OBSERVATIONS

**Yuewen Sun\***  
MBZUAI & CMU

**Lingjing Kong\***  
CMU

**Guangyi Chen**  
MBZUAI & CMU

**Loka Li**  
MBZUAI

**Gongxu Luo**  
MBZUAI

**Zijian Li**  
MBZUAI

**Yixuan Zhang**  
MBZUAI

**Yujia Zheng**  
CMU

**Mengyue Yang**  
University of Bristol

**Petar Stojanov**  
Broad Institute of MIT and Harvard

**Eran Segal**  
MBZUAI

**Eric P. Xing**  
MBZUAI & CMU

**Kun Zhang**  
MBZUAI & CMU

## ABSTRACT

Prevalent in biological applications (e.g., human phenotype measurements), multimodal datasets can provide valuable insights into the underlying biological mechanisms. However, current machine learning models designed to analyze such datasets still lack interpretability and theoretical guarantees, which are essential to biological applications. Recent advances in causal representation learning have shown promise in uncovering the interpretable latent causal variables with formal theoretical certificates. Unfortunately, existing works for multimodal distributions either rely on restrictive parametric assumptions or provide rather coarse identification results, limiting their applicability to biological research which favors a detailed understanding of the mechanisms.

In this work, we aim to develop flexible identification conditions for multimodal data and principled methods to facilitate the understanding of biological datasets. Theoretically, we consider a flexible nonparametric latent distribution (c.f., parametric assumptions in prior work) permitting causal relationships across potentially different modalities. We establish identifiability guarantees for each latent component, extending the subspace identification results from prior work. Our key theoretical ingredient is the structural sparsity of the causal connections among distinct modalities, which, as we will discuss, is natural for a large collection of biological systems. Empirically, we propose a practical framework to instantiate our theoretical insights. We demonstrate the effectiveness of our approach through extensive experiments on both numerical and synthetic datasets. Results on a real-world human phenotype dataset are consistent with established medical research, validating our theoretical and methodological framework.

## 1 INTRODUCTION

Multimodal datasets provide rich and comprehensive insights into complex biological systems, holding potential in providing a deeper understanding of biological mechanisms. For example, the human phenotype dataset (Levine et al., 2024) includes measurements from multiple modalities, such as anthropometrics, sleep monitoring, and genetics. Proper analysis of such data can potentially uncover the underlying mechanisms that drive phenotypic diversity and disease susceptibility, such as the discovery of novel molecular markers and the development of predictive models for disease. Recent advances in large-scale models have made it possible to exploit large biological datasets for various tasks such as protein structure prediction (Jumper et al., 2021; Lin et al., 2023), gene-disease association identification (Diaz Gonzalez et al., 2023; Zagirova et al., 2023), and novel drug candidate discovery (Pal et al., 2023; Zheng et al., 2024b).

---

\*Equal contribution.

Despite the impressive performance of these models, their trustworthiness remains a matter of debate (Zheng et al., 2023). A major concern is the lack of interpretability, which poses serious challenges in biological research, limiting the safe and ethical application of these models. For example, in clinical decision-making (Hager et al., 2024), if the model recommends a specific treatment plan for a patient based on genomic data, clinicians need to understand the rationale behind the model’s recommendation. Without such transparency, it is difficult to trust the model’s results and integrate these systems into critical decision-making processes. While many explainable models have been developed for multimodal datasets (Tang et al., 2023), this aspect is still largely under-explored.

Fortunately, recent advances in causal representation learning (CRL) (Schölkopf et al., 2021) have shown promise in identifying latent causal structures from raw observations, which is well-suited for biological applications. For example, a plethora of CRL works (Hyvarinen et al., 2019; Khe-makhem et al., 2020; Zhang et al., 2024b; Buchholz et al., 2024; von Kügelgen et al., 2024; Zhang et al., 2024a; Li et al., 2024; Ahuja et al., 2023) can naturally utilize the temporal information or domain indices in fMRI data for identifying the latent causal model. Recently, a line of CRL works has arisen to investigate multimodal distributions (Yao et al., 2023; Sturma et al., 2023; Morioka & Hyvarinen, 2023; 2024; Daunhawer et al., 2023; Sturma et al., 2023; Gresele et al., 2020). Leveraging the shared information over modalities, these works have developed identifiability guarantees for latent variables despite potentially complex nonlinear causal relations (Yao et al., 2023; Morioka & Hyvarinen, 2024; Daunhawer et al., 2023). Nevertheless, some aspects of these works are still limited. For instance, Von Kügelgen et al. (2021); Daunhawer et al. (2023); Yao et al. (2023) only identify latent subspaces that are directly shared by multiple modalities. However, in practice, many informative latent variables may influence the multiple modalities indirectly through intermediate latent variables. Moreover, such subspace identifiability loses track of the intricate causal influences among individual causal components, resulting in a limited view of the latent mechanism. Morioka & Hyvarinen (2024); Gresele et al. (2020); Morioka & Hyvarinen (2023) relies on specific forms of latent variable distributions (e.g., independence or exponential family). These constraints restrict their applicability for biological datasets that involve complex interactions among latent factors.

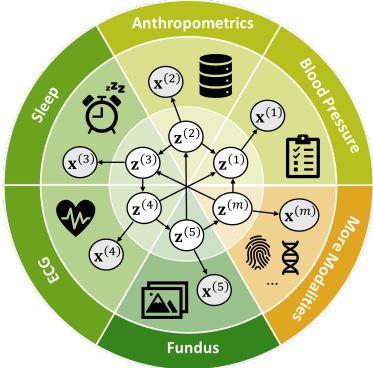


Figure 1: Multimodal data with causal latent variables.

In this work, we aim to develop identification theory with *multimodal biological* datasets in mind, and design *principled and interpretable* models to facilitate analyzing such datasets. We assume that observations  $\mathbf{x}^{(m)}$  in any modality  $m$  are generated by a specific set of latent components  $\{z_i^{(m)}\}_i$  and permit flexible causal relations among latent components from potentially distinct modalities  $z_i^{(m)} \rightarrow z_j^{(m)}$  for  $m \neq n$ ,  $i \neq j$  (Figure 1). **Theoretically**, we provide identifiability guarantees for each latent component  $z_i^{(m)}$ , thus generalizing the subspace identification results in Yao et al. (2023); Daunhawer et al. (2023) while avoiding independence or parametric assumptions on the latent distribution  $p(\{\mathbf{z}^{(m)}\}_m)$  as in Morioka & Hyvarinen (2023; 2024); Gresele et al. (2020). In particular, we first show that any latent subspace  $\mathbf{z}^{(m)}$  can be identified as long as  $\mathbf{z}^{(m)}$  exerts sufficient influences on other modalities, which is weaker than assuming  $\mathbf{z}^{(m)}$  is directly

shared over multiple modalities as in Daunhawer et al. (2023); Yao et al. (2023). Based on this subspace identification, we leverage the sparsity of the causal connections among modalities to further identify each latent component  $\{z_i^{(m)}\}_i$ . This notion of causal sparsity has been explored in recent work (Lachapelle et al., 2023; Xu et al., 2024; Zheng et al., 2022) in other causal identification settings and has been shown realistic in many biological systems (Busiello et al., 2017; Milo et al., 2002; Babu et al., 2004; West et al., 2002; Banavar et al., 1999) as we will discuss in Section 4.

**Empirically**, we develop a theoretically grounded estimation framework to recover the latent components in each modality. Our model implements our theoretical conditions (in particular, conditional independence and sparsity constraints) on top of normalizing flows (Huang et al., 2018; Dinh et al., 2016) and variational auto-encoders (VAE) (Kingma & Welling, 2013). Extensive experiments on both numerical and synthetic datasets demonstrate its effectiveness. Most notably, our framework enables the discovery of latent causal variables that reflect complex biological interactions and analyze potential causal mechanisms between different modalities, which are important for

clinical decision-making. The evaluation results on a real-world human phenotype dataset provide novel insights into relationships between modalities, and the discovered causal relationships align with findings from medical research, highlighting our contributions to the biological domain.

## 2 RELATED WORK

**Machine learning (ML) models for biology.** For biological applications, ML models are designed to extract informative representations to facilitate downstream tasks, including DNA sequence modeling (Zhou et al., 2024; Nguyen et al., 2023; Dalla-Torre et al., 2023), protein structure prediction (Jumper et al., 2021; Lin et al., 2023), and disease detection (Zhou et al., 2023; Jang et al., 2024). While sequence modeling of DNA, RNA, and proteins has been well developed, thanks to the success of large language models (LLMs) (Celaj et al., 2023; Shulgina et al., 2024; Nguyen et al., 2024; Li et al., 2023; Chen et al., 2023; Lin et al., 2023), this approach focuses on a single modality, thus constraining its applicability to multi-modal datasets, which is often the case for biological measures. Although some efforts have been made toward integrating multi-modal biological data (Garau-Luis et al., 2024; Pei et al., 2024; Taylor et al., 2022), these approaches often lack theoretical guarantees, limiting the trustworthiness of the model output. In this paper, we leverage causal principles to develop theoretically-sound ML models for multi-modal biological data, toward providing reliable and interpretable insights into the underlying biological structure.

**CRL and multimodality.** CRL aims to discover the high-level causal variables from low-level observations, regarded as a combined field of machine learning and causality (Schölkopf et al., 2021). The methods of CRL with identifiability conditions can be categorized according to the additional assumed structures, including functional constraints (Xu et al., 2024; Zheng et al., 2022; Zheng & Zhang, 2023; Buchholz et al., 2022), interventional/multi-distribution (Hyvarinen et al., 2019; Khemakhem et al., 2020; Zhang et al., 2024b; Kong et al., 2023; Buchholz et al., 2024; von Kügelgen et al., 2024; Zhang et al., 2024a; Li et al., 2024; Varici et al., 2023; Ahuja et al., 2023; Jiang & Aragam, 2023; Brehmer et al., 2022; Lachapelle et al., 2024), and of our particular interest, multimodality (Yao et al., 2023; Sturma et al., 2023; Morioka & Hyvarinen, 2023; 2024; Daunhawer et al., 2023; Sturma et al., 2023; Gresele et al., 2020). For clarity, in Table 1, we summarize representative works in the multimodality category and compare them with our work.

**Empirical CRL for multimodal applications.** Unlike aforementioned works that pay significant attention to identifiability, a line of CRL works instead focuses more on the practical applications in various fields, without considering theoretical identifiability. Mao et al. (2022) assume independent latent variables and propose a two-module amortized variational algorithm to learn representations from medical images and other biological data. Zheng et al. (2024a) develop a contrastive learning-based approach to extract modality-specific and modality-invariant representations from time-series tabular data and language text data for root cause analysis. Rawls et al. (2021) leverage behavioral and psychiatric phenotyping and high-resolution neuroimaging data from Human Connectome Project (Van Essen et al., 2013) and run existing Greedy Fast Causal Inference (Ogarrio et al., 2016) to analyze the causal relations for alcohol use disorder. Differently, we provide formal identification theory and further bake the derived insights into our estimation model.

**General multimodal learning.** In a general ML context, multimodal learning involves learning a representation from multimodal data (e.g., text, image, audio) towards specific tasks (Manzoor et al., 2023; Zhang et al., 2020). Among these representation learning methods for weakly supervised data, contrastive learning (Daunhawer et al., 2023; Wang et al., 2022; Peng et al., 2022; Radford et al., 2021; Khosla et al., 2020; Oord et al., 2018) stands out for its effectiveness, scalability, and robustness, with a prominent example being CLIP (Radford et al., 2021). In contrast with these works, our work focuses on discovering the causal relationships among the learned underlying factors over multiple modalities, with the goal of generating novel insights into the biological system.

## 3 LATENT MULTIMODAL CAUSAL MODELS

Real-world biological datasets are often curated with multiple modalities, each characterizing a distinct yet interrelated aspect of the subject. For instance, human phenotype datasets (Levine et al., 2024) consist of tabular data, time series, images, and text capturing distinct biological measurements including anthropometrics, sleep monitoring, and genetics. Understanding the latent factors behind each modality and their interplay can provide valuable insights into underlying biological

Table 1: **Related work on multi-modal causal representation learning.** This table considers whether more than two modalities can be handled, whether the latent-variable distribution is nonparametric, whether the mixing function can be nonlinear, and whether the identifiability is component-wise.

Related work	> 2 Modalities	Nonparametric Prior	Nonlinear Mixing	Component-wise Iden.
Von Kügelgen et al. (2021)	×	✓	✓	×
Daunhawer et al. (2023)	×	✓	✓	×
Morioka & Hyvarinen (2024)	✓	×	✓	✓
Yao et al. (2023)	✓	✓	✓	×
<b>Ours</b>	✓	✓	✓	✓

mechanisms, which in turn facilitates the advancement of medical technologies. With this goal in mind, we formalize such multimodal data-generating processes as follows.

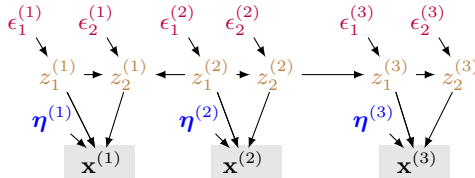


Figure 2: Illustrative examples of the hypothesis space underlying the biology system.

**Data-generating processes.** Let  $\mathbf{x} := [\mathbf{x}^{(1)}, \dots, \mathbf{x}^{(M)}]$  be a set of observations/measurements from  $M$  modalities, where  $\mathbf{x}^{(m)} \in \mathbb{R}^{d(\mathbf{x}^{(m)})}$  represents the observation from modality  $m$  with dimensionality  $d(\mathbf{x}^{(m)})$ . Let  $\mathbf{z} = [\mathbf{z}^{(1)}, \dots, \mathbf{z}^{(M)}]$  be the set of causally related latent variables underlying  $M$  modalities. Specifically, the data generation process (Figure 2) can be formulated as

$$z_i^{(m)} := g_{z_i^{(m)}}(\text{Pa}(z_i^{(m)}), \epsilon_i^{(m)}), \quad (\text{latent causal relations}) \tag{1}$$

$$\mathbf{x}^{(m)} := g_{\mathbf{x}^{(m)}}(\mathbf{z}^{(m)}, \boldsymbol{\eta}^{(m)}), \quad (\text{generating functions}) \tag{2}$$

where we denote the parents of a variable with  $\text{Pa}(\cdot)$ . Since we allow for causal relations within each modality and across multiple modalities,  $\text{Pa}(\cdot)$  potentially returns latent variables across multiple modalities. The differentiable function  $g_{\mathbf{z}}$  encodes the latent causal directed acyclic graph connecting latent components and its Jacobian matrix  $\mathbf{J}_{g_{\mathbf{z}}}$  can be permuted into a strictly triangular matrix. We use  $\epsilon_i^m$  to denote the exogenous variable for  $z_i^{(m)}$  and exogenous variables are mutually independent. We use  $\boldsymbol{\eta}^{(m)}$  to denote domain-specific information independent of other components.

**Example.** In healthcare, a chest X-ray  $\mathbf{x}^{(m)}$  may reflect latent factors such as lung functions, heart sizes, and bone structures, represented by  $\mathbf{z}^{(m)}$ . These latent variables can causally influence those in other modalities  $\mathbf{z}^{(n)}$  such as demographic factors like age and sex which may be reflected in heart rhythm and electrical conduction in an ECG represented by  $\mathbf{x}^{(n)}$ .

**Goal.** As outlined previously, we aim to learn the latent variables underlying each modality and their causal relations. Formally, we would like to fit the marginal distribution  $p(\{\mathbf{x}^{(m)}\}_{m=1}^M)$  with model  $(\hat{g}_{\mathbf{z}}, \hat{g}_{\mathbf{x}})$  such that each estimated latent component  $\hat{z}_i^{(m)}$  is equivalent to its true counterpart  $z_i^{(m)}$  up to an invertible map  $h_i^{(m)}$ , i.e.,  $\hat{z}_i^{(m)} = h_i^{(m)}(z_i^{(m)})$ . This *component-wise identifiability* disentangles latent components (e.g., gene types, nutrient levels) from the measurements  $\mathbf{x}$  and preserves their original information. Once component-wise identifiability is achieved, one can readily apply classical causal learning algorithms (e.g., PC (Spirtes et al., 2001)) to identified components  $\hat{z}_i^{(m)}$  to infer the graphical structures. These structures characterize the interactions among all latent components across modalities as we desire for the biological applications.

## 4 IDENTIFICATION THEORY

As motivated in Section 3, we address the component-wise identifiability of latent components  $z_i^{(m)}$ .

**Remarks on the problem.** Identification for multimodal distributions often leverages the structure among available modalities. However, component-wise identification, especially in the general

nonparametric setting, is challenging. [Daunhawer et al. \(2023\)](#); [Von Kügelgen et al. \(2021\)](#); [Yao et al. \(2023\)](#) require certain information redundancy: the information of the latent variables should be fully shared and preserved by at least two modalities’ observations – that is, we can express  $\mathbf{z}^{(m)}$  as functions of  $\mathbf{x}^{(m_1)}$  and  $\mathbf{x}^{(m_2)}$  individually. Moreover, the identification can only be achieved up to *subspaces* (i.e., groups of latent components) determined by the sharing pattern. However, often the latent components may not be fully shared by multiple modalities. For example, in health monitoring, while sleep patterns do not directly reveal genetic predispositions, genetic factors can influence sleep disorders. In that case, the subspace identification can fall short of providing detailed interpretations of biological systems and the mechanisms encoded in the graphical structures over individual causal components. For work that achieves component-wise identifiability, [Morioka & Hyvarinen \(2023; 2024\)](#) assume that the latent distribution  $p(\{\mathbf{z}^{(m)}\}_{m=1}^M)$  follows an exponential family form with additive causal influences from multiple parents, which may be restrictive in general cases. For instance, in brain imaging studies, fMRI data and EEG data capture different neural activities, and the interactions between brain regions are often highly nonlinear. Clearly, for general multimodal distributions (Figure 2), we cannot access the information redundancy assumed in [Daunhawer et al. \(2023\)](#); [Von Kügelgen et al. \(2021\)](#); [Yao et al. \(2023\)](#) and the nicely-behaved latent causal models in parametric assumptions ([Morioka & Hyvarinen, 2023; 2024](#)).

**Our high-level approach.** We decompose the problem into two stages: we first identify latent subspaces  $\mathbf{z}^{(m)}$  (Section 4.1) and further disentangle identified subspaces into components  $z_i^{(m)}$  (Section 4.2). For the subspace identification, we only assume the information of subspace  $\mathbf{z}^{(m)}$  is preserved in its corresponding observation  $\mathbf{x}^{(m)}$  and exerts sufficient influence on other modalities’ observations  $\mathbf{x}^{(-m)}$ , thus weakening the redundancy assumption in prior work ([Daunhawer et al., 2023; Yao et al., 2023](#)). For the component-wise identification, we leverage a natural notion of structural sparsity in the literature ([Zheng et al., 2022; Lachapelle et al., 2024](#)) – the dependency among all the modalities should be explained with a minimal number of causal edges among latent subspaces  $\{\mathbf{z}^{(m)}\}_{m=1}^M$ . This enables us to further disentangle each subspace into components, without resorting to parametric assumptions ([Morioka & Hyvarinen, 2023; 2024](#)).

**Notations.** We adopt the notation  $d(\cdot)$  and  $I(\cdot)$  to indicate the dimensionality and the component indices of the argument, respectively. We use  $-m$  to indicate the complement of the modality  $m$  and bracketed  $(m)$  in superscripts and subscripts to index modality  $m$  directly. We denote estimated objects with  $\hat{\cdot}$  and sub-matrices  $[\cdot]_{R,C}$  where  $R$  and  $C$  are index sets. Under this notation, setting  $R$  (or  $C$ ) as  $:$  indicates all indices along that dimension.

#### 4.1 IDENTIFYING LATENT SUBSPACES

As previously discussed, we now provide the subspace identifiability. Formally, we would like to show that the estimated latent subspace  $\hat{\mathbf{z}}^{(m)}$  for any modality  $m$  and its true counterpart  $\mathbf{z}^{(m)}$  are equivalent up to an invertible map  $h^{(m)}(\cdot)$ , i.e.,  $\hat{\mathbf{z}}^{(m)} = h^{(m)}(\mathbf{z}^{(m)})$ .

Given the data-generating process Eq. (2), the task amounts to removing modality-specific information  $\boldsymbol{\eta}^{(m)}$  from the observation data  $\mathbf{x}^{(m)}$  while retaining the latent variables  $\mathbf{z}^{(m)}$  causally related with other modalities. In light of this, we express the relations between latent variables  $\mathbf{z}^{(m)}$  and the observation of its own modality  $\mathbf{x}^{(m)}$  and other modalities  $\mathbf{x}^{(-m)}$  as Eq. (3).

$$\mathbf{x}^{(m)} = g_{\mathbf{x}^{(m)}}(\mathbf{z}^{(m)}, \boldsymbol{\eta}^{(m)}), \quad \mathbf{x}^{(-m)} = \tilde{g}_{\mathbf{x}^{(-m)}}(\mathbf{z}^{(m)}, \tilde{\boldsymbol{\eta}}^{(-m)}), \quad (3)$$

where  $\tilde{\boldsymbol{\eta}}^{(-m)}$  denotes all the information necessary to generate the complement group  $\mathbf{x}^{(-m)}$  beyond  $\mathbf{z}^{(m)}$ . Consequently,  $\tilde{\boldsymbol{\eta}}^{(-m)}$  may admit causal/statistic relationships with  $\mathbf{z}^{(m)}$ .<sup>1</sup> We denote the joint map of  $g_{\mathbf{x}^{(m)}}$  and  $\tilde{g}_{\mathbf{x}^{(-m)}}$  as  $\tilde{g}_{\mathbf{x}} : (\mathbf{z}^{(m)}, \boldsymbol{\eta}^{(m)}, \tilde{\boldsymbol{\eta}}^{(-m)}) \mapsto \mathbf{x}$ .

**Condition 4.1** (Subspace Identifiability Conditions).

A1 [Smoothness & Invertibility]: The generating functions  $g_{\mathbf{x}^{(m)}}$  and  $\tilde{g}_{\mathbf{x}}$  are smooth and have smooth inverses.

<sup>1</sup>We use  $\tilde{\cdot}$  to differentiate  $\tilde{\boldsymbol{\eta}}^{(-m)}$  from a collection of modality-specific variables  $\boldsymbol{\eta}$  defined in Eq. (2).

A2 [Linear Independence]: The generating function  $\tilde{g}_{\mathbf{x}^{(-m)}}$  is smooth and its Jacobian columns corresponding to  $\mathbf{z}^{(m)}$  (i.e.,  $[\mathbf{J}_{\tilde{g}_{\mathbf{x}^{(-m)}}}]_{:,I(\mathbf{z}^{(m)})}$ ) are linearly independent almost anywhere.

**Discussion on the conditions.** Condition 4.1-A1 requires that the latent variables  $\mathbf{z}^{(m)}$  information is preserved in its observation  $\mathbf{x}^{(m)}$ , so that the identification of latent variables is well-defined (Hyvarinen et al., 2019; Khemakhem et al., 2020; Von Kügelgen et al., 2021; Kong et al., 2023; Yao et al., 2023; Daunhawer et al., 2023). Since this holds for any modality  $m$ , the observations  $\mathbf{x}^{(-m)}$  should collectively preserve the information of other modality  $\mathbf{z}^{(-m)}$ . Condition 4.1-A2 formalizes the notation of a minimal connectivity over modalities:  $\mathbf{z}^{(m)}$  should also exert sufficient influence over other modalities  $\mathbf{z}^{(-m)}$ , so that the other modality observations  $\mathbf{x}^{(-m)}$  could be informative to identify  $\mathbf{z}^{(m)}$ . This condition excludes degenerate scenarios in which the causal influences among modalities are nearly negligible and is equivalent to local invertibility of  $\mathbf{z}^{(m)}$  strictly weaker than the global invertibility assumption in prior work (Daunhawer et al., 2023; Von Kügelgen et al., 2021; Yao et al., 2023) (e.g.,  $y = x^2$  is locally invertible but not globally so), as discussed earlier.

**Theorem 4.2** (Subspace Identifiability). *We estimate the generating process in Eq. (3) with model  $\{(\hat{g}_{\mathbf{x}^{(m)}}, \hat{g}_{\mathbf{x}^{(-m)}})\}_{m=1}^M$ . Under Condition 4.1, the estimated latent variable  $\hat{\mathbf{z}}^{(m)}$  for any group  $m$  and its true counterpart  $\mathbf{z}^{(m)}$  are equivalent up to an invertible map  $h^{(m)}(\cdot)$ , i.e.,  $\hat{\mathbf{z}}^{(m)} = h^{(m)}(\mathbf{z}^{(m)})$ .*

**Interpretation and proof sketch.** Theorem 4.2 states that one can disentangle the modality-specific information  $\boldsymbol{\eta}^{(m)}$  and the latent variables  $\mathbf{z}^{(m)}$  contained in the observation  $\mathbf{x}^{(m)}$  (which is a mixture of both). To attain this, we leverage the fact that  $\boldsymbol{\eta}^{(m)}$  doesn't have influence over other modalities  $\mathbf{x}^{(-m)}$  whereas  $\mathbf{z}^{(m)}$  has a nontrivial influence over  $\mathbf{x}^{(-m)}$  as characterized in Condition 4.3-A2. This crucial distinction gives sufficient footprints to disentangle these two subspaces for each modality, yielding the intended result.

## 4.2 IDENTIFYING LATENT COMPONENTS

Proceeding from the subspace identifiability (Theorem 4.2), we now further disentangle each subspace into individual components  $z_i^{(m)}$  as defined in Section 3. As foreshadowed, our key condition entails the sparsity of the graphical structures among modalities. Such dependency structures are captured in the generating function  $g_{\mathbf{z}}$  defined component-wise in Eq. (1), in particular its partial derivatives. We now introduce Condition 4.3 that facilitates component-wise identification.

**Additional notations.** We denote latent components in group  $m$  that are parents (resp. children) to latent components in other groups as upstream variables  $U^{(m)}$  (resp. downstream variables  $D^{(m)}$ ). We denote the nonzero matrix entries' indices with  $\text{Supp}(\cdot)$ . We use  $(m)$  and  $(-m)$  in matrix subscripts to index dimensions of modality  $m$  and all modalities other than  $m$  respectively. We denote the collection

of partial derivatives among all latent components  $\frac{\partial z_i^{(m)}}{\partial z_j^{(n)}}$  as a matrix function  $\mathbf{G}(\mathbf{z}, \boldsymbol{\epsilon}) \in \mathbb{R}^{d(\mathbf{z}) \times d(\mathbf{z})}$ .

We denote the sub-matrix consisting of matrix  $\mathbf{A} \in \mathbb{R}^{d_1 \times d_2}$ , rows with more than one non-zero entries as  $\text{Overlap}(\mathbf{A}) := \mathbf{A}_{S,:}$  where  $S := \{i \in [d_1] : \|\mathbf{A}_{i,:}\|_0 > 1\}$ . We adopt  $\text{diag}(\cdot)$  to denote matrices consisting of equally-sized square matrices on its diagonal.

**Condition 4.3** (Component Identifiability Conditions). Over the domain of  $(\mathbf{z}, \boldsymbol{\epsilon})$ , for any nonempty  $C^{(m)} \subset U^{(m)}$ , nonempty  $R^{(m)} \subset D^{(m)}$ , and  $\mathbf{T} = \text{diag}(\mathbf{T}_1, \dots, \mathbf{T}_{M-1})$  with invertible  $\mathbf{T}_i \in \mathbb{R}^{d(\mathbf{z}^{(i)}) \times d(\mathbf{z}^{(i)})}$ , sub-matrices  $\mathbf{T}[\mathbf{G}]_{(-m), C^{(m)}}$  and  $([\mathbf{G}]_{R^{(m)}, (-m)} \mathbf{T}^{-1})^\top$  satisfy:

For a matrix  $\mathbf{A} \in \mathbb{R}^{d_1 \times d_2}$ , let  $d^* := \max\{|R| : R \subset [d_1], \text{rank}([\text{Overlap}(\mathbf{A})]_{R,:}) < d_2\}$ ,

$$\left| \bigcup_{j \in [d_2]} \text{Supp}([\mathbf{A}]_{:,j}) \right| - d^* > \max_{j \in [d_2]} \left\| [\mathbf{A}]_{:,j} \right\|_0. \quad (4)$$

**Discussion on the conditions.** Overall, Condition 4.3 necessitates sparse causal connections among different modalities  $\{\mathbf{z}^{(m)}\}_{m=1}^M$ . This allows each component  $z_i^{(m)}$  to connect to other

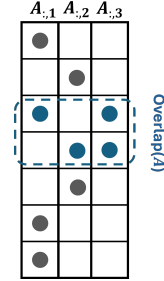


Figure 3: Sparse  $\mathbf{A}$ .

modalities' components  $z_j^{(n)}$  ( $m \neq n$ ) in an ideally distinct manner, leaving a causal footprint for identification. Since all involved components  $z_i^{(m)}$  are latent, causal directions are unknown. Moreover, any subset of variables on both sides of the causal edges could potentially be entangled. We introduce upstream variables  $U^{(m)}$  and downstream variables  $D^{(m)}$  to indicate the causal directions (note that  $U^{(m)} \cap D^{(m)}$  could be nonempty) and utilize  $T$  to account for potential entanglements in other modalities when we look at modality  $m$ . We employ  $d^*$  to characterize the maximal amount of sparsity due to accidentally canceled out nonzero entries if a subset of  $C^{(m)}$  or  $R^{(m)}$  are entangled. Thus, Eq. (4) intuitively indicates that any entanglement would lead to a denser estimated Jacobian matrix  $\hat{G}$  than the true one  $G$ , rendering sparsity a faithful signal for entanglement. We give one simple example for sparse  $A$  in Figure 3. The availability of multiple modalities greatly enhances the feasibility of such sparsity conditions, especially with a large number of modalities, because the entanglement is limited within a single modality (thanks to Theorem 4.1) and all other modalities can be leveraged to provide space for sparse connections.

Sparsity conditions have been embraced by the causal representation learning community (Lachapelle et al., 2024; Moran et al., 2022; Fumero et al., 2023; Xu et al., 2024). Especially related to our work is Zheng et al. (2022). As discussed above, we are obliged to deal with causal structures among all latent variables. In contrast, in Zheng et al. (2022), part of the variables are directly observed, and causal directions are given by default, thus easier to control. Further, we propose an exact characterization of the potential cancellation dimensions  $d^*$ , leading to a tight bound in Eq. (4). Notably, sparse properties manifest in biological systems of our interest, including gene-regulatory networks (Milo et al., 2002; Babu et al., 2004; Nacher & Akutsu, 2013; Liu et al., 2011), metabolic systems (West et al., 2002; Banavar et al., 1999), and other living systems (Busiello et al., 2017), evidencing the plausibility of Condition 4.3 for biological applications.

**Theorem 4.4** (Component-wise Identifiability). *We estimate the generating process in Eq. (1) and Eq. (2) with model  $(\hat{g}_x, \hat{g}_z)$  under a regularization term:*

$$\inf_{\hat{g}_x, \hat{g}_z} \sum_{m, n \in [M]} \|\mathbf{J}_{\hat{g}_z}^{(m), (n)}\|_0. \quad (5)$$

*Under Condition 4.1 and Condition 4.3, each component  $z_i^{(m)}$  and its estimation  $\hat{z}_{\pi(i)}^{(m)}$  are equivalent up to an invertible map  $h(\cdot)$ , i.e.,  $\hat{z}_{\pi(i)}^{(m)} = h(z_i^{(m)})$  under a permutation  $\pi$  over  $[d(\mathbf{z}^{(m)})]$ .*

**Interpretation and proof sketch.** The key idea of Theorem 4.4 is that for sparse causal graphs (as characterized in Condition 4.3), the mixing of latent components in any modality would introduce unnecessary causal edges connecting the other latent subspaces. We give a simple example to aid intuition: for a true causal graph  $z_1^{(1)} \rightarrow z_1^{(2)}$  and  $z_2^{(1)} \rightarrow z_2^{(2)}$ , suppose that  $\hat{z}_1^{(1)}$  is a nontrivial mixture of  $z_1^{(1)}$  and  $z_2^{(1)}$  and other estimates are correctly identified, i.e.,  $[\hat{z}_1^{(1)}, \hat{z}_2^{(1)}, \hat{z}_1^{(2)}, \hat{z}_2^{(2)}] = [h(z_1^{(1)}, z_2^{(1)}), z_2^{(1)}, z_1^{(2)}, z_2^{(2)}]$ . As a consequence of the mixing, the estimated causal graph would include an additional edge  $\hat{z}_1^{(1)} \rightarrow \hat{z}_2^{(2)}$ , forbidden by the sparsity constraint in Eq. (5).

**Implications.** In the context of biological applications, Theorem 4.4 indicates that under proper constraints, each component  $\hat{z}_i^{(m)}$  in our estimation uniquely captures the information of an intrinsic biological factor behind the medical measurements (e.g., genetic predisposition). Therefore, the learned representation enjoys strong interpretability under theoretical guarantees, which is often lacking in existing biological models as noted in Section 2. Theorem 4.2 and Theorem 4.4 offer insights for practical model design, which we employ in our architecture in Section 5.

## 5 ESTIMATION MODEL ARCHITECTURES

Given identifiability results, we further propose an estimation framework that enforces the proposed assumptions as constraints to identify the latent variables in each modality, as shown in Figure 4.

**Encoder and decoder.** Each modality  $\mathbf{x}^{(m)}$  is given as an input to the corresponding encoder and outputs the estimated latent  $\hat{\mathbf{z}}^{(m)}$  and exogenous variables  $\hat{\boldsymbol{\eta}}^{(m)}$ . They are then concatenated and passed to the corresponding decoder to reconstruct the observations as  $\hat{\mathbf{x}}^{(m)}$ . The reconstruction loss is calculated using the mean squared error (MSE) as  $\mathcal{L}_{\text{Recon}} = \sum_{m=1}^M \|\mathbf{x}^{(m)} - \hat{\mathbf{x}}^{(m)}\|_2^2$ .

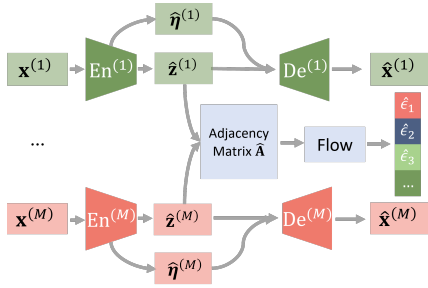


Figure 4: **Estimation framework.** Given multi-modal observations  $(\mathbf{x}^{(1)}, \dots, \mathbf{x}^{(M)})$ , the latent variables and exogenous variables in modality  $m$  are inferred as  $\hat{\mathbf{z}}^{(m)}$  and  $\hat{\eta}^{(m)}$  by individual encoders. The observations are then reconstructed with corresponding decoders as  $\hat{\mathbf{x}}^{(m)}$ . We enforce independence conditions by minimizing the KL divergence term  $\text{KL}([\{\hat{\eta}^{(m)}\}_{m=1}^M, \{\hat{\epsilon}_i\}_{i=1}^{d_z}]; \mathcal{N}(\mathbf{0}, \mathbf{I}))$ . We enforce the sparsity constraint by minimizing the  $\mathcal{L}_1$  norm in the inferred adjacency matrix  $\hat{\mathbf{A}}$ .

**Conditional independence constraints.** We enforce the conditional independence condition  $\mathbf{x}^{(m)} \perp\!\!\!\perp \mathbf{x}^{(n)} \mid \mathbf{z}^{(m)}$  and the independence condition on  $\eta^{(m)} \perp\!\!\!\perp \mathbf{z}^{(m)}$  by enforcing independence among components in  $\gamma = [\{\hat{\eta}^{(m)}\}_{m=1}^M, \{\hat{\epsilon}_i\}_{i=1}^{d_z}]$ . Such equivalence is shown in Proposition B.1 and B.2, and proofs are provided in Appendix B. Specifically, we minimize the KL divergence loss between the posterior and a Gaussian prior distribution:  $\mathcal{L}_{\text{Ind}} = \text{KL}(p(\gamma) \parallel \mathcal{N}(\mathbf{0}, \mathbf{I}))$ .

**Proposition 5.1.** [Conditional Independence Condition] Denote  $\mathbf{x}^{(m)}$  and  $\mathbf{x}^{(n)}$  are two different multimodal observations.  $\mathbf{z}^{(m)} \subset \mathbf{z}$  are the set of block-identify latent variables, and  $\eta^{(m)} \subset \eta$  are exogenous variables in modality  $m$ . We have  $\mathbf{x}^{(m)} \perp\!\!\!\perp \mathbf{x}^{(n)} \mid \mathbf{z}^{(m)} \iff \eta^{(m)} \perp\!\!\!\perp \eta^{(n)}$ .

**Proposition 5.2.** [Independent Noise Condition] Denote  $\mathbf{z}$  and  $\eta$  as the block-identified latent variables and exogenous variables across all modalities.  $\epsilon$ 's are the causally-related noise terms. We have  $\eta \perp\!\!\!\perp \mathbf{z} \iff \eta \perp\!\!\!\perp \epsilon$ .

**Sparsity regularization.** We use normalization flow (Dinh et al., 2016; Huang et al., 2018) to estimate the exogenous variables  $\epsilon$  in Eq. (1) and implement the causal relations through a learnable adjacency matrix  $\hat{\mathbf{A}}$ . The binary values in  $\hat{\mathbf{A}}$  represent the causal generation process between latent variables, e.g.  $\hat{A}_{i,j} = 1$  indicates  $\hat{z}_j$  is the parent of  $\hat{z}_i$ , while  $\hat{A}_{i,j} = 0$  means  $\hat{z}_j$  dose not contribute to the generation of  $\hat{z}_i$ . For each component  $\hat{z}_i$ , we select its parents  $\text{Pa}(\hat{z}_i)$  based on the adjacency matrix, and apply the flow transformation from  $\text{Pa}(\hat{z}_i)$  to  $\hat{\epsilon}_i$ .

To encourage sparsity among the latent variables  $\hat{\mathbf{z}}$ , we introduce a regularization term on the learned adjacency matrix. Based on the sparsity assumption, the optimal causal graph should be the minimal one that still allows the model to accurately match the ground truth generative distribution. To achieve this, we reduce the dependencies between different components of  $\hat{\mathbf{z}}$  by adding a  $\mathcal{L}_1$  penalty on the adjacency matrix, s.t.,  $\mathcal{L}_{\text{Sp}} = \|\hat{\mathbf{A}}\|_1$ .

**Optimization.** The model parameters are optimized using the combination objective:

$$\mathcal{L} = \alpha_{\text{Ind}} \mathcal{L}_{\text{Ind}} + \alpha_{\text{Sp}} \mathcal{L}_{\text{Sp}} + \alpha_{\text{Recon}} \mathcal{L}_{\text{Recon}}. \quad (6)$$

## 6 EXPERIMENT RESULTS

To evaluate the efficacy of our proposed method, we conduct extensive experiments on (1) numerical, (2) synthetic and (3) real-world datasets. In terms of the baselines, we compare our method with: (1) BetaVAE (Higgins et al., 2017), which does not consider causal relationships in the latent space. (2) CausalVAE (Yang et al., 2020), which considers the causally related latent variables with a single modality. (3) Multimodal contrastive learning (MCL) (Daunhawer et al., 2023), which recovers the latent factors from multimodality through contrastive learning. Throughout the experiments, we consider the following evaluation metrics: (1) Mean Correlation Coefficient (MCC) measures how well the estimated latent variables match the true ones, with an MCC of 1 indicating perfect identifiability up to permutation and invertible transformations. (2) R2 measures the proportion of variance in the ground truth latent that is explained by the estimated latent, with a value of 1 indicating perfect reconstruction. (3) Structural Hamming Distance (SHD) quantifies the difference between the estimated and true causal skeletons, where a lower SHD indicates better recovery.



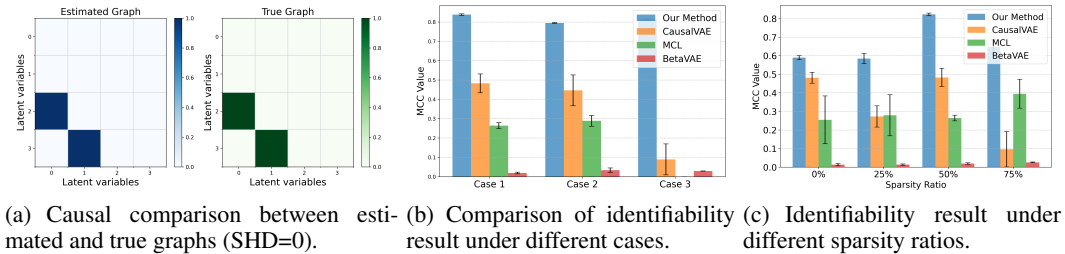


Figure 5: Numerical experiment results. (a) Successful recovery of the inter-modal causal graph. (b) Baseline comparisons in different cases. (c) Sparsity ablation result.

### 6.1 NUMERICAL DATASET

**Setup.** In the numerical simulations, we consider three cases with different numbers of modalities and inter-modal causal relations. Case 1: 15-dimensional observations across two modalities, each with two latent and one exogenous variable. Case 2: 20-dimensional observations across two modalities, each with three latent and one exogenous variable. Case 3: 15-dimensional observations across four modalities, each with two latent and one exogenous variable. The nonparametric mixing function is simulated by a random MLP with LeakyReLU units, and the inter-modal latent variables are sparse causally related. The detailed data generation process is provided in Appendix D.1.

**Results and ablation.** Figure 5 shows the identifiability results in different cases, where the high MCC indicates the successful recovery of the latent variables. The inter-modal causal relations are successfully recovered (SHD=0) and the comparison result in case 1 is shown in Figure 5(a). The comparisons with the baselines are shown in Figure 5(b) (MCL is not applicable in case 3 due to the two modality limitation). CausalVAE requires additional supervision signals to establish identifiability, and MCL assumes content invariance and can only block identify latent variables. In general, these baselines neither account for the multimodal setting nor for the modality-specific latent variables, and therefore do not recover the latent variables.

As an ablation study, we further show the consequences of violating the sparsity assumptions to validate our theorem. Based on case 1, we create four types of datasets with different sparsity ratios and report the MCC in each scenario in Figure 5(c). The sparsity ratio represents the proportion of existing causal links to all possible causal links between modality-specific latent variables. A value of 0 indicates that the latent variables between modalities are fully connected, while higher values correspond to sparser connections. The result shows that identifiability can be better achieved with a higher sparsity ratio, and our framework outperforms other baselines in all scenarios.

### 6.2 SYNTHETIC DATASET: VARIANT MNIST

**Setup.** We use the colored MNIST (Arjovsky et al., 2019) and fashion MNIST (Xiao et al., 2017) as two modalities of image observations derived from variants of the MNIST dataset (LeCun, 1998). The two latent variables for colored MNIST are the class label (cause) and the image color (effect), while for fashion MNIST, they are the class label (cause) and the image rotation angle (effect). Additionally, we introduce a causal link from the class label in colored MNIST to the class label in fashion MNIST. More data descriptions are provided in Appendix D.2.

**Results.** Table 2 presents the identifiability comparison results, where the highest MCC and R2 indicate the strong performance of our method. BetaVAE does not account for latent variables, and CausalVAE, which requires additional supervision, fails to recover the latent variables effectively.

Table 2: The results of MNIST dataset.

	MCL	BetaVAE	CausalVAE	Ours
R2	0.48 ± 0.01	0.22 ± 0.00	0.02 ± 0.01	<b>0.89</b> ± 0.05
MCC	0.82 ± 0.02	0.03 ± 0.00	0.14 ± 0.01	<b>0.87</b> ± 0.02

### 6.3 REAL-WORLD DATASET: HUMAN PHENOTYPE

The human phenotype dataset (Shilo et al., 2021) is a large-scale, longitudinal collection of phenotypic profiles from a diverse global population. It includes comprehensive human health data and provides a comprehensive view of health and disease drivers. The dataset contains various types of participant information, categorized into tabular, time series, and image data. Specifically, it includes health information across 30 modalities, such as blood tests, anthropometry, fundus imaging, etc. Detailed data descriptions can be found in Appendix D.3.

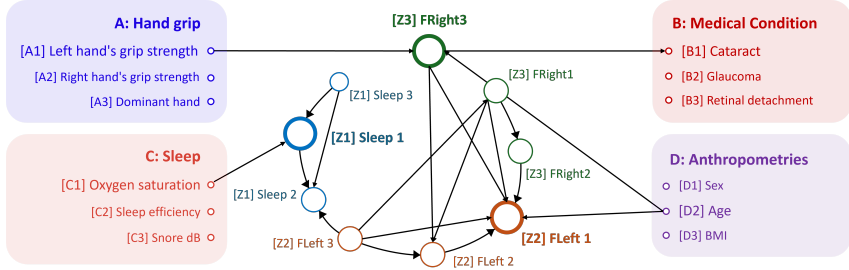


Figure 6: Causal analysis results across different modalities, including hand grip, medical conditions, sleep, and anthropometries. We ran the causal algorithm on all variables but reported only the causal relations that have direct connections to the estimated latent variables for clarity.

In this work, we focus on the fundus imaging dataset for both right and left eyes (*FRight* and *FLeft*) and the sleep monitoring dataset (*Sleep*) to estimate the latent factors underlying each modality. To validate our result, we applied the PC algorithm (Spirtes et al., 2001) to discover causal relationships between the estimated latent variables ( $Z1$ ,  $Z2$ ,  $Z3$ ) and other four additional tabular modalities (A, B, C, D), providing an implicit evaluation on the effectiveness. The result with direct causal relations is shown in Figure 6, with variables from the same modality sharing the same color and different modalities in distinct colors.

A key finding is that the causal relationships discovered are consistent with findings from medical research. For example, *Sleep 1* shows a direct causal relationship with *Oxygen saturation*, suggesting that sleep conditions may influence blood oxygen levels. This observation is consistent with previous studies (Wali et al., 2020). In addition, the fundus-related latent variables *FRight 1* and *FLeft 1* have a direct causal relationship with *Age*, suggesting that aging plays an important role in changes in retinal health (Ege et al., 2002; Einbock et al., 2005). Interestingly, the fundus image of the right eye has a direct causal relationship with the grip strength of the left hand, as recently demonstrated in biological research (Bikbov et al., 2023; Qiu et al., 2020).

## 7 CONCLUSION AND LIMITATIONS

In this work, we first provide the component-wise identifiability on the grouped observation with minor assumptions, and develop a theoretically grounded framework for recovering latent causal variables from multi-modal observations. Extensive experimental results on synthetic and real-world datasets demonstrate the practical effectiveness of our approach, with strong performance in terms of identifiability and causal inference. **Limitations:** Empirically, our framework assumes prior knowledge of the number of latent variables in each modality, which may be unrealistic in real-world scenarios. One intuitive solution to this limitation is to introduce a mask layer within the network, allowing the model to automatically optimize and identify the minimal set of latent variables during training. Additionally, a detailed evaluation against the quantitative benchmarks used in biological models remains an area for future exploration. Theoretically, certain real-world circumstances may involve dense causal connections incompatible with Condition 4.3. In this case, one may be compelled to adopt parametric model assumptions in prior work (e.g., Morioka & Hyvarinen (2024)). Similarly, Condition 4.1 may be violated when one modality is spuriously connected to others. In this case, one may resort to functional constraints on  $g_{\mathbf{x}^{(m)}}$  (Zheng et al., 2022; Buchholz et al., 2022) or auxiliary information (Hyvarinen et al., 2019; Khemakhem et al., 2020).

## REFERENCES

- Kartik Ahuja, Divyat Mahajan, Yixin Wang, and Yoshua Bengio. Interventional causal representation learning. In *International conference on machine learning*, pp. 372–407. PMLR, 2023.
- Martin Arjovsky, Léon Bottou, Ishaan Gulrajani, and David Lopez-Paz. Invariant risk minimization. *arXiv preprint arXiv:1907.02893*, 2019.
- M Madan Babu, Nicholas M Luscombe, L Aravind, Mark Gerstein, and Sarah A Teichmann. Structure and evolution of transcriptional regulatory networks. *Current opinion in structural biology*, 14(3):283–291, 2004.
- Jayanth R Banavar, Amos Maritan, and Andrea Rinaldo. Size and form in efficient transportation networks. *Nature*, 399(6732):130–132, 1999.
- Mukharram M Bikbov, Rinat M Zainullin, Timur R Gilmanshin, Ellina M Iakupova, Gyulli M Kazakbaeva, Songhomitra Panda-Jonas, Azaliia M Tuliakova, Albina A Fakhretdinova, Leisan I Gilemzianova, and Jost B Jonas. Hand grip strength and ocular associations: the ural eye and medical study. *British Journal of Ophthalmology*, 107(10):1567–1574, 2023.
- Johann Brehmer, Pim De Haan, Phillip Lippe, and Taco S Cohen. Weakly supervised causal representation learning. *Advances in Neural Information Processing Systems*, 35:38319–38331, 2022.
- Simon Buchholz, Michel Besserve, and Bernhard Schölkopf. Function classes for identifiable non-linear independent component analysis. *Advances in Neural Information Processing Systems*, 35:16946–16961, 2022.
- Simon Buchholz, Goutham Rajendran, Elan Rosenfeld, Bryon Aragam, Bernhard Schölkopf, and Pradeep Ravikumar. Learning linear causal representations from interventions under general non-linear mixing. *Advances in Neural Information Processing Systems*, 36, 2024.
- Daniel M Busiello, Samir Suweis, Jorge Hidalgo, and Amos Maritan. Explorability and the origin of network sparsity in living systems. *Scientific reports*, 7(1):12323, 2017.
- Albi Celaj, Alice Jiexin Gao, Tammy TY Lau, Erle M Holgersen, Alston Lo, Varun Lodaya, Christopher B Cole, Robert E Denroche, Carl Spickett, Omar Wagih, et al. An rna foundation model enables discovery of disease mechanisms and candidate therapeutics. *bioRxiv*, pp. 2023–09, 2023.
- Ken Chen, Yue Zhou, Maolin Ding, Yu Wang, Zhixiang Ren, and Yuedong Yang. Self-supervised learning on millions of pre-mrna sequences improves sequence-based rna splicing prediction. *bioRxiv*, pp. 2023–01, 2023.
- Hugo Dalla-Torre, Liam Gonzalez, Javier Mendoza Revilla, Nicolas Lopez Carranza, Adam Henryk Grzywaczewski, Francesco Oteri, Christian Dallago, Evan Trop, Hassan Sirelkhatim, Guillaume Richard, Marcin Skwark, Karim Beguir, Marie Lopez, and Thomas Pierrot. The nucleotide transformer: Building and evaluating robust foundation models for human genomics. *bioRxiv*, 2023. doi: 10.1101/2023.01.11.523679. URL <https://www.biorxiv.org/content/early/2023/01/15/2023.01.11.523679>.
- Imant Daunhawer, Alice Bizeul, Emanuele Palumbo, Alexander Marx, and Julia E Vogt. Identifiability results for multimodal contrastive learning. In *The Eleventh International Conference on Learning Representations*, 2023.
- Armando D Diaz Gonzalez, Kevin S Hughes, Songhui Yue, and Sean T Hayes. Applying biobert to extract germline gene-disease associations for building a knowledge graph from the biomedical literature. In *Proceedings of the 2023 7th International Conference on Information System and Data Mining*, pp. 37–42, 2023.
- Laurent Dinh, Jascha Sohl-Dickstein, and Samy Bengio. Density estimation using real nvp. *arXiv preprint arXiv:1605.08803*, 2016.
- Bernhard M Ege, Ole K Hejlesen, Ole V Larsen, and Toke Bek. The relationship between age and colour content in fundus images. *Acta Ophthalmologica Scandinavica*, 80(5):485–489, 2002.

- Wilma Einbock, Andreas Moessner, Ute EK Schnurrbusch, Frank G Holz, Sebastian Wolf, and FAM Study Group. Changes in fundus autofluorescence in patients with age-related maculopathy. correlation to visual function: a prospective study. *Graefe's Archive for Clinical and Experimental Ophthalmology*, 243:300–305, 2005.
- Marco Fumero, Florian Wenzel, Luca Zancato, Alessandro Achille, Emanuele Rodolà, Stefano Soatto, Bernhard Schölkopf, and Francesco Locatello. Leveraging sparse and shared feature activations for disentangled representation learning. *Advances in Neural Information Processing Systems*, 36:27682–27698, 2023.
- Juan Jose Garau-Luis, Patrick Bordes, Liam Gonzalez, Masa Roller, Bernardo P. de Almeida, Lorenz Hexemer, Christopher Blum, Stefan Laurent, Jan Grzegorzewski, Maren Lang, Thomas Pierrot, and Guillaume Richard. Multi-modal transfer learning between biological foundation models, 2024. URL <https://arxiv.org/abs/2406.14150>.
- Luigi Gresele, Paul K Rubenstein, Arash Mehrjou, Francesco Locatello, and Bernhard Schölkopf. The incomplete rosetta stone problem: Identifiability results for multi-view nonlinear ica. In *Uncertainty in Artificial Intelligence*, pp. 217–227. PMLR, 2020.
- Paul Hager, Friederike Jungmann, Robbie Holland, Kunal Bhagat, Inga Hubrecht, Manuel Knauer, Jakob Vielhauer, Marcus Makowski, Rickmer Braren, Georgios Kaissis, et al. Evaluation and mitigation of the limitations of large language models in clinical decision-making. *Nature medicine*, 30(9):2613–2622, 2024.
- Irina Higgins, Loic Matthey, Arka Pal, Christopher P Burgess, Xavier Glorot, Matthew M Botvinick, Shakir Mohamed, and Alexander Lerchner. beta-vae: Learning basic visual concepts with a constrained variational framework. *ICLR (Poster)*, 3, 2017.
- Chin-Wei Huang, David Krueger, Alexandre Lacoste, and Aaron Courville. Neural autoregressive flows. In *International conference on machine learning*, pp. 2078–2087. PMLR, 2018.
- Aapo Hyvarinen, Hiroaki Sasaki, and Richard Turner. Nonlinear ica using auxiliary variables and generalized contrastive learning. In *The 22nd International Conference on Artificial Intelligence and Statistics*, pp. 859–868. PMLR, 2019.
- Boa Jang, Youngbin Ahn, Eun Kyung Choe, Chang Ki Yoon, Hyuk Jin Choi, and Young-Gon Kim. A disease-specific foundation model using over 100k fundus images: Release and validation for abnormality and multi-disease classification on downstream tasks. *arXiv preprint arXiv:2408.08790*, 2024.
- Yibo Jiang and Bryon Aragam. Learning nonparametric latent causal graphs with unknown interventions. *Advances in Neural Information Processing Systems*, 36:60468–60513, 2023.
- John Jumper, Richard Evans, Alexander Pritzel, Tim Green, Michael Figurnov, Olaf Ronneberger, Kathryn Tunyasuvunakool, Russ Bates, Augustin Žídek, Anna Potapenko, et al. Highly accurate protein structure prediction with alphafold. *nature*, 596(7873):583–589, 2021.
- Ilyes Khemakhem, Diederik Kingma, Ricardo Monti, and Aapo Hyvarinen. Variational autoencoders and nonlinear ica: A unifying framework. In *International conference on artificial intelligence and statistics*, pp. 2207–2217. PMLR, 2020.
- Prannay Khosla, Piotr Teterwak, Chen Wang, Aaron Sarna, Yonglong Tian, Phillip Isola, Aaron Maschiot, Ce Liu, and Dilip Krishnan. Supervised contrastive learning. *Advances in neural information processing systems*, 33:18661–18673, 2020.
- Diederik P Kingma and Max Welling. Auto-encoding variational bayes. *arXiv preprint arXiv:1312.6114*, 2013.
- Lingjing Kong, Shaoan Xie, Weiran Yao, Yujia Zheng, Guangyi Chen, Petar Stojanov, Victor Akinwande, and Kun Zhang. Partial identifiability for domain adaptation. *arXiv preprint arXiv:2306.06510*, 2023.

- Sébastien Lachapelle, Tristan Deleu, Divyat Mahajan, Ioannis Mitliagkas, Yoshua Bengio, Simon Lacoste-Julien, and Quentin Bertrand. Synergies between disentanglement and sparsity: Generalization and identifiability in multi-task learning. In *International Conference on Machine Learning*, pp. 18171–18206. PMLR, 2023.
- Sébastien Lachapelle, Pau Rodríguez López, Yash Sharma, Katie Everett, Rémi Le Priol, Alexandre Lacoste, and Simon Lacoste-Julien. Nonparametric partial disentanglement via mechanism sparsity: Sparse actions, interventions and sparse temporal dependencies. *arXiv preprint arXiv:2401.04890*, 2024.
- Yann LeCun. The mnist database of handwritten digits. <http://yann.lecun.com/exdb/mnist/>, 1998.
- Zachary Levine, Iris Kalka, Dmitry Kolobkov, Hagai Rossman, Anastasia Godneva, Smadar Shilo, Ayya Keshet, Daphna Weissglas-Volkov, Tal Shor, Alon Diamant, et al. Genome-wide association studies and polygenic risk score phenome-wide association studies across complex phenotypes in the human phenotype project. *Med*, 5(1):90–101, 2024.
- Sizhen Li, Saeed Moayedpour, Ruijiang Li, Michael Bailey, Saleh Riahi, Lorenzo Kogler-Anele, Milad Miladi, Jacob Miner, Dinghai Zheng, Jun Wang, et al. Codonbert: Large language models for mrna design and optimization. *bioRxiv*, pp. 2023–09, 2023.
- Xiutian Li, Siqi Sun, and Rui Feng. Causal representation learning via counterfactual intervention. In *Proceedings of the AAAI Conference on Artificial Intelligence*, volume 38, pp. 3234–3242, 2024.
- Zeming Lin, Halil Akin, Roshan Rao, Brian Hie, Zhongkai Zhu, Wenting Lu, Nikita Smetanin, Robert Verkuil, Ori Kabeli, Yaniv Shmueli, et al. Evolutionary-scale prediction of atomic-level protein structure with a language model. *Science*, 379(6637):1123–1130, 2023.
- Yang-Yu Liu, Jean-Jacques Slotine, and Albert-László Barabási. Controllability of complex networks. *nature*, 473(7346):167–173, 2011.
- Muhammad Arslan Manzoor, Sarah Albarri, Ziting Xian, Zaiqiao Meng, Preslav Nakov, and Shangsong Liang. Multimodality representation learning: A survey on evolution, pretraining and its applications. *ACM Transactions on Multimedia Computing, Communications and Applications*, 20(3):1–34, 2023.
- Haiyi Mao, Hongfu Liu, Jason Xiaotian Dou, and Panayiotis V Benos. Towards cross-modal causal structure and representation learning. In *Machine Learning for Health*, pp. 120–140. PMLR, 2022.
- Ron Milo, Shai Shen-Orr, Shalev Itzkovitz, Nadav Kashtan, Dmitri Chklovskii, and Uri Alon. Network motifs: simple building blocks of complex networks. *Science*, 298(5594):824–827, 2002.
- G Moran, D Sridhar, Y Wang, and D Blei. Identifiable deep generative models via sparse decoding. *Transactions on machine learning research*, 2022.
- Hiroshi Morioka and Aapo Hyvarinen. Connectivity-contrastive learning: Combining causal discovery and representation learning for multimodal data. In *International conference on artificial intelligence and statistics*, pp. 3399–3426. PMLR, 2023.
- Hiroshi Morioka and Aapo Hyvarinen. Causal representation learning made identifiable by grouping of observational variables. In *Forty-first International Conference on Machine Learning*, 2024.
- Jose C Nacher and Tatsuya Akutsu. Structural controllability of unidirectional bipartite networks. *Scientific reports*, 3(1):1647, 2013.
- Eric Nguyen, Michael Poli, Marjan Faizi, Armin Thomas, Callum Birch-Sykes, Michael Wornow, Aman Patel, Clayton Rabideau, Stefano Massaroli, Yoshua Bengio, Stefano Ermon, Stephen A. Baccus, and Chris Ré. Hyenadna: Long-range genomic sequence modeling at single nucleotide resolution, 2023. URL <https://arxiv.org/abs/2306.15794>.

- Eric Nguyen, Michael Poli, Matthew G Durrant, Armin W Thomas, Brian Kang, Jeremy Sullivan, Madelena Y Ng, Ashley Lewis, Aman Patel, Aaron Lou, et al. Sequence modeling and design from molecular to genome scale with evo. *BioRxiv*, pp. 2024–02, 2024.
- Juan Miguel Ogarrío, Peter Spirtes, and Joe Ramsey. A hybrid causal search algorithm for latent variable models. In *Conference on probabilistic graphical models*, pp. 368–379. PMLR, 2016.
- Aaron van den Oord, Yazhe Li, and Oriol Vinyals. Representation learning with contrastive predictive coding. *arXiv preprint arXiv:1807.03748*, 2018.
- Soumen Pal, Manojit Bhattacharya, Md Aminul Islam, and Chiranjib Chakraborty. Chatgpt or llm in next-generation drug discovery and development: pharmaceutical and biotechnology companies can make use of the artificial intelligence-based device for a faster way of drug discovery and development. *International Journal of Surgery*, 109(12):4382–4384, 2023.
- Qizhi Pei, Lijun Wu, Kaiyuan Gao, Xiaozhuan Liang, Yin Fang, Jinhua Zhu, Shufang Xie, Tao Qin, and Rui Yan. Biot5+: Towards generalized biological understanding with iupac integration and multi-task tuning. *arXiv preprint arXiv:2402.17810*, 2024.
- Xiaokang Peng, Yake Wei, Andong Deng, Dong Wang, and Di Hu. Balanced multimodal learning via on-the-fly gradient modulation. In *Proceedings of the IEEE/CVF conference on computer vision and pattern recognition*, pp. 8238–8247, 2022.
- Zihan Qiu, Wei Wang, Yan Tan, Miao He, Langhua Wang, Yuting Li, Xia Gong, and Wenyong Huang. Associations of grip strength with retinal and choroidal thickness in patients with type 2 diabetes mellitus without retinopathy: a cross-sectional study. *BMJ open*, 10(7):e036782, 2020.
- Alec Radford, Jong Wook Kim, Chris Hallacy, Aditya Ramesh, Gabriel Goh, Sandhini Agarwal, Girish Sastry, Amanda Askell, Pamela Mishkin, Jack Clark, et al. Learning transferable visual models from natural language supervision. In *International conference on machine learning*, pp. 8748–8763. PMLR, 2021.
- Eric Rawls, Erich Kummerfeld, and Anna Zilverstand. An integrated multimodal model of alcohol use disorder generated by data-driven causal discovery analysis. *Communications biology*, 4(1): 435, 2021.
- Bernhard Schölkopf, Francesco Locatello, Stefan Bauer, Nan Rosemary Ke, Nal Kalchbrenner, Anirudh Goyal, and Yoshua Bengio. Toward causal representation learning. *Proceedings of the IEEE*, 109(5):612–634, 2021.
- Smadar Shilo, Noam Bar, Ayya Keshet, Yeela Talmor-Barkan, Hagai Rossman, Anastasia Godneva, Yaron Aviv, Yochai Edlitz, Lee Reicher, Dmitry Kolobkov, et al. 10 k: a large-scale prospective longitudinal study in israel. *European journal of epidemiology*, 36(11):1187–1194, 2021.
- Yekaterina Shulgina, Marena I Trinidad, Conner J Langeberg, Hunter Nisonoff, Seyone Chithrananda, Petr Skopintsev, Amos J Nissley, Jaymin Patel, Ron S Boger, Honglue Shi, et al. Rna language models predict mutations that improve rna function. *bioRxiv*, 2024.
- Peter Spirtes, Clark Glymour, and Richard Scheines. *Causation, prediction, and search*. MIT press, 2001.
- Nils Sturma, Chandler Squires, Mathias Drton, and Caroline Uhler. Unpaired multi-domain causal representation learning. *Advances in Neural Information Processing Systems*, 36, 2023.
- Xin Tang, Jiawei Zhang, Yichun He, Xinhe Zhang, Zuwan Lin, Sebastian Partarrieu, Emma Bou Hanna, Zhaolin Ren, Hao Shen, Yuhong Yang, et al. Explainable multi-task learning for multi-modality biological data analysis. *Nature communications*, 14(1):2546, 2023.
- Ross Taylor, Marcin Kardas, Guillem Cucurull, Thomas Scialom, Anthony Hartshorn, Elvis Saravia, Andrew Poulton, Viktor Kerkez, and Robert Stojnic. Galactica: A large language model for science, 2022. URL <https://arxiv.org/abs/2211.09085>.

- David C Van Essen, Stephen M Smith, Deanna M Barch, Timothy EJ Behrens, Essa Yacoub, Kamil Ugurbil, Wu-Minn HCP Consortium, et al. The wu-minn human connectome project: an overview. *Neuroimage*, 80:62–79, 2013.
- Burak Varici, Emre Acarturk, Karthikeyan Shanmugam, Abhishek Kumar, and Ali Tajer. Score-based causal representation learning with interventions. *arXiv preprint arXiv:2301.08230*, 2023.
- Julius Von Kügelgen, Yash Sharma, Luigi Gresele, Wieland Brendel, Bernhard Schölkopf, Michel Besserve, and Francesco Locatello. Self-supervised learning with data augmentations provably isolates content from style. *Advances in neural information processing systems*, 34:16451–16467, 2021.
- Julius von Kügelgen, Michel Besserve, Liang Wendong, Luigi Gresele, Armin Kekić, Elias Bareinboim, David Blei, and Bernhard Schölkopf. Nonparametric identifiability of causal representations from unknown interventions. *Advances in Neural Information Processing Systems*, 36, 2024.
- Siraj Omar Wali, Bahaa Abaalkhail, Ibrahim AlQassas, Faris Alhejaili, David W Spence, and Seithikurippu R Pandi-Perumal. The correlation between oxygen saturation indices and the standard obstructive sleep apnea severity. *Annals of thoracic medicine*, 15(2):70–75, 2020.
- Teng Wang, Wenhao Jiang, Zhichao Lu, Feng Zheng, Ran Cheng, Chengguo Yin, and Ping Luo. Vlmixer: Unpaired vision-language pre-training via cross-modal cutmix. In *International Conference on Machine Learning*, pp. 22680–22690. PMLR, 2022.
- Geoffrey B West, Brian J Enquist, and James H Brown. Modelling universality and scaling. *Nature*, 420(6916):626–627, 2002.
- Han Xiao, Kashif Rasul, and Roland Vollgraf. Fashion-mnist: a novel image dataset for benchmarking machine learning algorithms. *arXiv preprint arXiv:1708.07747*, 2017.
- Danru Xu, Dingling Yao, Sébastien Lachapelle, Perouz Taslakian, Julius von Kügelgen, Francesco Locatello, and Sara Magliacane. A sparsity principle for partially observable causal representation learning. *arXiv preprint arXiv:2403.08335*, 2024.
- Mengyue Yang, Furu Liu, Zhitang Chen, Xinwei Shen, Jianye Hao, and Jun Wang. Causalvae: Structured causal disentanglement in variational autoencoder. *arXiv preprint arXiv:2004.08697*, 2020.
- Dingling Yao, Danru Xu, Sébastien Lachapelle, Sara Magliacane, Perouz Taslakian, Georg Martius, Julius von Kügelgen, and Francesco Locatello. Multi-view causal representation learning with partial observability. *arXiv preprint arXiv:2311.04056*, 2023.
- Diana Zagirova, Stefan Pushkov, Geoffrey Ho Duen Leung, Bonnie Hei Man Liu, Anatoly Urban, Denis Sidorenko, Aleksandr Kalashnikov, Ekaterina Kozlova, Vladimir Naumov, Frank W Pun, et al. Biomedical generative pre-trained based transformer language model for age-related disease target discovery. *Aging (Albany NY)*, 15(18):9293, 2023.
- Chao Zhang, Zichao Yang, Xiaodong He, and Li Deng. Multimodal intelligence: Representation learning, information fusion, and applications. *IEEE Journal of Selected Topics in Signal Processing*, 14(3):478–493, 2020.
- Jiaqi Zhang, Kristjan Greenewald, Chandler Squires, Akash Srivastava, Karthikeyan Shanmugam, and Caroline Uhler. Identifiability guarantees for causal disentanglement from soft interventions. *Advances in Neural Information Processing Systems*, 36, 2024a.
- Kun Zhang, Shaoan Xie, Ignavier Ng, and Yujia Zheng. Causal representation learning from multiple distributions: A general setting. *arXiv preprint arXiv:2402.05052*, 2024b.
- Lecheng Zheng, Zhengzhang Chen, Jingrui He, and Haifeng Chen. Multi-modal causal structure learning and root cause analysis. *arXiv preprint arXiv:2402.02357*, 2024a.

- Yizhen Zheng, Huan Yee Koh, Jiaxin Ju, Anh TN Nguyen, Lauren T May, Geoffrey I Webb, and Shirui Pan. Large language models for scientific synthesis, inference and explanation. *arXiv preprint arXiv:2310.07984*, 2023.
- Yizhen Zheng, Huan Yee Koh, Maddie Yang, Li Li, Lauren T May, Geoffrey I Webb, Shirui Pan, and George Church. Large language models in drug discovery and development: From disease mechanisms to clinical trials. *arXiv preprint arXiv:2409.04481*, 2024b.
- Yujia Zheng and Kun Zhang. Generalizing nonlinear ica beyond structural sparsity. *Advances in Neural Information Processing Systems*, 36:13326–13355, 2023.
- Yujia Zheng, Ignavier Ng, and Kun Zhang. On the identifiability of nonlinear ica: Sparsity and beyond. *Advances in neural information processing systems*, 35:16411–16422, 2022.
- Yukun Zhou, Mark A Chia, Siegfried K Wagner, Murat S Ayhan, Dominic J Williamson, Robbert R Struyven, Timing Liu, Moucheng Xu, Mateo G Lozano, Peter Woodward-Court, et al. A foundation model for generalizable disease detection from retinal images. *Nature*, 622(7981):156–163, 2023.
- Zhihan Zhou, Yanrong Ji, Weijian Li, Pratik Dutta, Ramana Davuluri, and Han Liu. Dnabert-2: Efficient foundation model and benchmark for multi-species genome, 2024. URL <https://arxiv.org/abs/2306.15006>.



## Appendix Organization

<b>A Notation and Terminology</b>	<b>17</b>
<b>B Conditional Independence</b>	<b>18</b>
<b>C Identifiability Theory</b>	<b>19</b>
C.1 Proof for Theorem 4.2	19
C.2 Proof for Theorem 4.4	20
<b>D Experimental Details</b>	<b>23</b>
D.1 Numerical Dataset	23
D.2 Synthetic Dataset	23
D.3 Real-world Dataset	24
D.4 Evaluation Metrics	24
<b>E Algorithm Pseudocode</b>	<b>25</b>

## A NOTATION AND TERMINOLOGY

We summarize the notations used throughout the paper in Table 3.

Index	
$m, n$	Group index, latent index
$i, j$	Variable element index
$d_c$	Dimensionality of the shared latent variables
$d_c^m$	Dimensionality of the shared latent variables in group $m$
$d_s^m$	Dimensionality of the group-specific latent variables in group $m$
Variable	
$\mathbf{x}^{(m)}$	Observations in each group
$\mathbf{z}^{(m)}$	Latent variables in each group
$\mathbf{x}^{(m)}, \mathbf{x}^{(-m)}$	One specific observation in group $m$ , and the rest of others
$\mathbf{z}^{(m)}, \mathbf{z}^{(-m)}$	One specific latent variables in group $m$ , and the rest of others
$\hat{\mathbf{x}}^{(m)}$	Reconstructed observation in modality $m$
$\hat{z}_i$	Estimated latent variables over $z_i$
$\eta$	Exogenous variables
$\epsilon$	Mutually independent noise term
$\text{Pa}(z_n)$	Set of direct cause nodes/parents of variable $z_n$
Function and Hyperparameter	
$g_x^{(m)}$	Nonparametric mixing function in group $m$
$g_z$	Causal function among latent variables
$p$	Distribution function (e.g., $p_{z_i}$ is the distribution of $z_i$ .)
$\alpha$	Weights in the augmented ELBO objective

Table 3: List of notations.

## B CONDITIONAL INDEPENDENCE

Here we provide the proofs for the constraints utilized in the estimation framework.

**Proposition B.1.** [Conditional Independence Condition] Denote  $\mathbf{x}^{(m)}$  and  $\mathbf{x}^{(n)}$  are two different multimodal observations.  $\mathbf{z}^{(m)} \subset \mathbf{z}$  are the set of block-identify latent variables, and  $\eta^{(m)} \subset \eta$  are exogenous variables in modality  $m$ . We have

$$\mathbf{x}^{(m)} \perp\!\!\!\perp \mathbf{x}^{(n)} \mid \mathbf{z}^{(m)} \iff \eta^{(m)} \perp\!\!\!\perp \eta^{(n)}. \quad (7)$$

*Proof.* Given the data generation process in Eq. (2), the following assumptions hold true for any  $m, n \in [M]$ : (1)  $\mathbf{z}^{(m)} \perp\!\!\!\perp \eta^{(m)}$ ; (2)  $\mathbf{z}^{(m)} \perp\!\!\!\perp \eta^{(n)}$ ; (3)  $\eta^{(m)} \perp\!\!\!\perp \mathbf{x}^{(n)}$ .

**Sufficient condition.** Given LHS of Eq. (7), we have

$$\begin{aligned} p(\mathbf{x}^{(m)}, \mathbf{x}^{(n)} \mid \mathbf{z}^{(m)}) &= p(\mathbf{x}^{(m)} \mid \mathbf{z}^{(m)})p(\mathbf{x}^{(n)} \mid \mathbf{z}^{(m)}). \\ \xrightarrow{RHS} p(\mathbf{x}^{(m)}, \mathbf{x}^{(n)} \mid \mathbf{z}^{(m)}) &= \frac{p(\mathbf{x}^{(m)}, \mathbf{x}^{(n)}, \mathbf{z}^{(m)})}{p(\mathbf{z}^{(m)})} = \frac{p(\eta^{(m)}, \eta^{(n)}, \mathbf{z}^{(m)})}{p(\mathbf{z}^{(m)})} \left| \det \frac{\partial \eta^{(m)}}{\partial \mathbf{x}^{(m)}} \right| \left| \det \frac{\partial \eta^{(n)}}{\partial \mathbf{x}^{(n)}} \right| \\ &= p(\eta^{(m)}, \eta^{(n)} \mid \mathbf{z}^{(m)}) \left| \det \frac{\partial \eta^{(m)}}{\partial \mathbf{x}^{(m)}} \right| \left| \det \frac{\partial \eta^{(n)}}{\partial \mathbf{x}^{(n)}} \right| \\ \xrightarrow{LHS} p(\mathbf{x}^{(m)} \mid \mathbf{z}^{(m)})p(\mathbf{x}^{(n)} \mid \mathbf{z}^{(m)}) &= \frac{p(\mathbf{x}^{(m)}, \mathbf{z}^{(m)})}{p(\mathbf{z}^{(m)})} \frac{p(\mathbf{x}^{(n)}, \mathbf{z}^{(m)})}{p(\mathbf{z}^{(m)})} \\ &= \frac{p(\eta^{(m)}, \mathbf{z}^{(m)})}{p(\mathbf{z}^{(m)})} \left| \det \frac{\partial \eta^{(m)}}{\partial \mathbf{x}^{(m)}} \right| \frac{p(\eta^{(n)}, \mathbf{z}^{(m)})}{p(\mathbf{z}^{(m)})} \left| \det \frac{\partial \eta^{(n)}}{\partial \mathbf{x}^{(n)}} \right| \\ &= p(\eta^{(m)} \mid \mathbf{z}^{(m)})p(\eta^{(n)} \mid \mathbf{z}^{(n)}) \left| \det \frac{\partial \eta^{(m)}}{\partial \mathbf{x}^{(m)}} \right| \left| \det \frac{\partial \eta^{(n)}}{\partial \mathbf{x}^{(n)}} \right| \end{aligned}$$

Thus we have

$$p(\eta^{(m)}, \eta^{(n)} \mid \mathbf{z}^{(m)}) = p(\eta^{(m)} \mid \mathbf{z}^{(m)})p(\eta^{(n)} \mid \mathbf{z}^{(n)}) \Rightarrow p(\eta^{(m)}, \eta^{(n)}) = p(\eta^{(m)})p(\eta^{(n)}) \Rightarrow \eta^{(m)} \perp\!\!\!\perp \eta^{(n)}$$

**Necessary condition.** Given RHS of Eq. (7) and above conclusion, we have

$$\begin{aligned} p(\mathbf{x}^{(m)} \mid \mathbf{z}^{(m)}) &= p(\eta^{(m)}) \left| \det \frac{\partial \eta^{(m)}}{\partial \mathbf{x}^{(m)}} \right|, \quad p(\mathbf{x}^{(n)} \mid \mathbf{z}^{(m)}) = p(\eta^{(n)}) \left| \det \frac{\partial \eta^{(n)}}{\partial \mathbf{x}^{(n)}} \right| \\ \xrightarrow{Multiplication} p(\mathbf{x}^{(m)} \mid \mathbf{z}^{(m)})p(\mathbf{x}^{(n)} \mid \mathbf{z}^{(m)}) &= p(\eta^{(m)})p(\eta^{(n)}) \left| \det \frac{\partial \eta^{(m)}}{\partial \mathbf{x}^{(m)}} \right| \left| \det \frac{\partial \eta^{(n)}}{\partial \mathbf{x}^{(n)}} \right| \\ &= p(\eta^{(m)}, \eta^{(n)}) \left| \det \frac{\partial \eta^{(m)}}{\partial \mathbf{x}^{(m)}} \right| \left| \det \frac{\partial \eta^{(n)}}{\partial \mathbf{x}^{(n)}} \right| = \frac{p(\eta^{(m)}, \eta^{(n)}, \mathbf{z}^{(m)})}{p(\mathbf{z}^{(m)})} \left| \det \frac{\partial \eta^{(m)}}{\partial \mathbf{x}^{(m)}} \right| \left| \det \frac{\partial \eta^{(n)}}{\partial \mathbf{x}^{(n)}} \right| = \frac{p(\mathbf{x}^{(m)}, \mathbf{x}^{(n)}, \mathbf{z}^{(m)})}{p(\mathbf{z}^{(m)})} \\ &\Rightarrow p(\mathbf{x}^{(m)} \mid \mathbf{z}^{(m)})p(\mathbf{x}^{(n)} \mid \mathbf{z}^{(m)}) = p(\mathbf{x}^{(m)}, \mathbf{x}^{(n)} \mid \mathbf{z}^{(m)}) \Rightarrow \mathbf{x}^{(m)} \perp\!\!\!\perp \mathbf{x}^{(n)} \mid \mathbf{z}^{(m)} \end{aligned} \quad (8)$$

□

**Proposition B.2.** [Independent Noise Condition] Denote  $\mathbf{z}$  and  $\eta$  as the block-identified latent variables and exogenous variables across all modalities.  $\epsilon$ 's are the causally-related noise terms. We have

$$\eta \perp\!\!\!\perp \mathbf{z} \iff \eta \perp\!\!\!\perp \epsilon. \quad (9)$$

*Proof.* Given the causal function in Eq. (1), we have  $p(\mathbf{z}) = p(\epsilon) \left| \det \frac{\partial \epsilon}{\partial \mathbf{z}} \right|$ .

**Sufficient condition.** Suppose  $(\mathbf{z}, \eta) = h(\epsilon, \eta)$  and  $\eta \perp\!\!\!\perp \mathbf{z}$ , we have

$$\begin{aligned} p(\mathbf{z}, \eta) &= p(\epsilon, \eta) \left| \det \frac{\partial \epsilon}{\partial \mathbf{z}} \right| \Rightarrow p(\mathbf{z})p(\eta) = p(\epsilon, \eta) \left| \det \frac{\partial \epsilon}{\partial \mathbf{z}} \right| \Rightarrow p(\epsilon)p(\eta) \left| \det \frac{\partial \epsilon}{\partial \mathbf{z}} \right| = p(\epsilon, \eta) \left| \det \frac{\partial \epsilon}{\partial \mathbf{z}} \right| \\ &\Rightarrow p(\epsilon)p(\eta) = p(\epsilon, \eta) \Rightarrow \eta \perp\!\!\!\perp \epsilon \end{aligned} \quad (10)$$

**Necessary condition.** Suppose  $(\mathbf{z}, \eta) = h(\epsilon, \eta)$  and  $\eta \perp \epsilon$ , we have

$$p(\mathbf{z}, \eta) = p(\epsilon, \eta) \Big| \text{def} \frac{\partial \epsilon}{\partial \mathbf{z}} \Big| \Rightarrow p(\mathbf{z}, \eta) = p(\epsilon) \Big| \text{def} \frac{\partial \epsilon}{\partial \mathbf{z}} \Big| p(\eta) \Rightarrow p(\mathbf{z}, \eta) = p(\mathbf{z})p(\eta) \Rightarrow \eta \perp \mathbf{z} \quad (11)$$

□

## C IDENTIFIABILITY THEORY

### C.1 PROOF FOR THEOREM 4.2

We present the proof for Theorem 4.2. For ease of reference, we duplicate Condition 4.1 and Theorem 4.2 below.

**Condition C.1** (Subspace Identifiability Conditions).

A1 [Smoothness & Invertibility]: The generating functions  $g_{\mathbf{x}^{(m)}}$  and  $\tilde{g}_{\mathbf{x}}$  are smooth and have smooth inverses.

A2 [Linear Independence]: The generating function  $\tilde{g}_{\mathbf{x}^{(-m)}}$  is smooth and its Jacobian columns corresponding to  $\mathbf{z}^{(m)}$  (i.e.,  $[\mathbf{J}_{\tilde{g}_{\mathbf{x}^{(-m)}}}]_{:,I(\mathbf{z}^{(m)})}$ ) are linearly independent almost anywhere.

**Theorem 4.2** (Subspace Identifiability). *We estimate the generating process in Eq. (3) with model  $\{(\hat{g}_{\mathbf{x}^{(m)}}, \hat{g}_{\mathbf{x}^{(-m)}})\}_{m=1}^M$ . Under Condition 4.1, the estimated latent variable  $\hat{\mathbf{z}}^{(m)}$  for any group  $m$  and its true counterpart  $\mathbf{z}^{(m)}$  are equivalent up to an invertible map  $h^{(m)}(\cdot)$ , i.e.,  $\hat{\mathbf{z}}^{(m)} = h^{(m)}(\mathbf{z}^{(m)})$ .*

*Proof.* Given the generating processes in Eq. (2) and Eq. (1), we can express any observed group  $\mathbf{x}^{(m)}$  and its complement  $\mathbf{x}^{(-m)} := \mathbf{x} \setminus \mathbf{x}^{(m)}$  as two views of the latent variables of group  $m$ :

$$\mathbf{x}^{(m)} := g^{(m)}(\mathbf{z}^{(m)}, \boldsymbol{\eta}^{(m)}), \quad (12)$$

$$\mathbf{x}^{(-m)} := g^{(-m)}(\mathbf{z}^{(m)}, \tilde{\boldsymbol{\eta}}^{(-m)}), \quad (13)$$

where  $\boldsymbol{\eta}^{(m)}$  stands for exogenous variables for the group  $\mathbf{x}^{(m)}$  and  $\tilde{\boldsymbol{\eta}}^{(-m)}$  represents all the information necessary to generate the complement group  $\mathbf{x}^{(-m)}$  beyond  $\mathbf{z}^{(m)}$ .

Thus, the subspace identification is equivalent to show that for each group  $m$ , the estimated latent variable  $\hat{\mathbf{z}}^{(m)}$  and the true counterpart are related via an invertible map  $h$ , i.e.,  $\hat{\mathbf{z}}^{(m)} = h(\mathbf{z}^{(m)})$ .

Eq. (12) and the invertibility of the map  $(\mathbf{z}, \boldsymbol{\eta}^{(m)}, \tilde{\boldsymbol{\eta}}^{(-m)}) \mapsto (\mathbf{x}^{(m)}, \mathbf{x}^{(-m)})$  (Condition 4.1-A1) give rise to an invertible map  $\tilde{h} : (\hat{\mathbf{z}}^{(m)}, \hat{\boldsymbol{\eta}}^{(m)}, \hat{\tilde{\boldsymbol{\eta}}}^{(-m)}) \mapsto (\mathbf{z}^{(m)}, \boldsymbol{\eta}^{(m)}, \tilde{\boldsymbol{\eta}}^{(-m)})$ .

The matched observed distribution between the true and the estimated models for the generating process Eq. (13) yields that

$$g^{(-m)}(\mathbf{z}^{(m)}, \tilde{\boldsymbol{\eta}}^{(-m)}) = \hat{g}^{(-m)}(\hat{\mathbf{z}}^{(m)}, \hat{\tilde{\boldsymbol{\eta}}}^{(-m)}). \quad (14)$$

Plugging in  $\tilde{h}$  gives

$$\hat{g}^{(-m)}(\hat{\mathbf{z}}^{(m)}, \hat{\tilde{\boldsymbol{\eta}}}^{(-m)}) = g^{(-m)} \left( \left[ \tilde{h} \left( \hat{\mathbf{z}}^{(m)}, \hat{\boldsymbol{\eta}}^{(m)}, \hat{\tilde{\boldsymbol{\eta}}}^{(-m)} \right) \right]_{I(\mathbf{z}^{(m)})}, I(\tilde{\boldsymbol{\eta}}^{(-m)})} \right). \quad (15)$$

where we adopt  $I(\cdot)$  to indicate the indices of its argument.

For any  $i \in [d(\mathbf{x}^{(m)})]$  and  $j \in [d(\hat{\boldsymbol{\eta}}^{(m)})]$ , we take partial derivative w.r.t.  $\hat{\boldsymbol{\eta}}_j^{(m)}$  on both sides of Eq. (15):

$$\underbrace{\frac{\partial [\hat{g}^{(-m)}]_i}{\partial [\hat{\boldsymbol{\eta}}^{(m)}]_j}}_{=0} = \frac{\partial [g^{(-m)}]_i}{\partial [\hat{\boldsymbol{\eta}}^{(m)}]_j}. \quad (16)$$

The left-hand side of Eq. (15) equals to zero because  $\hat{g}^{(-m)}$  is not a function of  $\hat{\eta}^{(m)}$ .

Therefore, expanding the right-hand side of Eq. (15) gives:

$$\sum_{k \in I(\mathbf{z}^{(-m)}) \cup I(\tilde{\eta}^{(-m)})} \frac{\partial [g^{(-m)}]_i}{\partial [\tilde{h}]_k} \cdot \frac{\partial [\tilde{h}]_k}{\partial [\hat{\eta}^{(m)}]_j} = \sum_{k \in I(\mathbf{z}^{(-m)})} \frac{\partial [g^{(-m)}]_i}{\partial [\tilde{h}]_k} \cdot \frac{\partial [\tilde{h}]_k}{\partial [\hat{\eta}^{(m)}]_j} = 0. \quad (17)$$

The first equality in Eq. (17) is due to the fact that  $\tilde{\eta}^{(-m)}$  is a function of  $\mathbf{x}^{(-m)}$  and varying  $\hat{\eta}^{(m)}$  doesn't vary  $\mathbf{x}^{(-m)}$  ( $\hat{\eta}^{(m)}$  is a function of  $\mathbf{x}^{(m)}$  thanks to the invertibility of  $\hat{g}^{(m)}$ ), i.e.,  $\frac{\partial [\tilde{\eta}^{(-m)}]_k}{\partial [\hat{\eta}^{(m)}]_j} = 0$ .

Condition 4.1-A2 implies that the matrix  $\left( \frac{\partial [g^{(-m)}]_i}{\partial [\tilde{h}]_k} \right)_{i,k}$  has a full column rank. Therefore, its null space contains only a zero vector, which, together with Eq. (17), implies that  $\frac{\partial [z^{(m)}]_k}{\partial [\hat{\eta}^{(m)}]_j} = 0$ . Consequently, given the generating process Eq. (12) and the invertibility of  $g^{(m)}$  and  $\hat{g}^{(m)}$  (Condition 4.1-A1), the estimated latent variable  $\hat{\mathbf{z}}^{(m)}$  and the true latent variable  $\mathbf{z}^{(m)}$  are related via an invertible map, as desired.  $\square$

## C.2 PROOF FOR THEOREM 4.4

We present the proof for Theorem 4.4. For ease of reference, we duplicate Condition 4.3 and Theorem 4.4.

**Condition C.2** (Component Identifiability Conditions). Over the domain of  $(\mathbf{z}, \epsilon)$ , for any nonempty  $C^{(m)} \subset U^{(m)}$ , nonempty  $R^{(m)} \subset D^{(m)}$ , and  $\mathbf{T} = \text{diag}(\mathbf{T}_1, \dots, \mathbf{T}_{M-1})$  with invertible  $\mathbf{T}_i \in \mathbb{R}^{d(\mathbf{z}^{(i)}) \times d(\mathbf{z}^{(i)})}$ , sub-matrices  $\mathbf{T}[\mathbf{G}]_{(-m), C^{(m)}}$  and  $([\mathbf{G}]_{R^{(m)}, (-m)} \mathbf{T}^{-1})^\top$  satisfy:

For a matrix  $\mathbf{A} \in \mathbb{R}^{d_1 \times d_2}$ , let  $d^* := \max\{|R| : R \subset [d_1], \text{rank}([\text{Overlap}(\mathbf{A})]_{R, \cdot}) < d_2\}$ ,

$$\left| \bigcup_{j \in [d_2]} \text{Supp}([\mathbf{A}]_{:,j}) \right| - d^* > \max_{j \in [d_2]} \left\| [\mathbf{A}]_{:,j} \right\|_0. \quad (4)$$

**Theorem 4.4** (Component-wise Identifiability). *We estimate the generating process in Eq. (1) and Eq. (2) with model  $(\hat{g}_{\mathbf{x}}, \hat{g}_{\mathbf{z}})$  under a regularization term:*

$$\inf_{\hat{g}_{\mathbf{x}}, \hat{g}_{\mathbf{z}}} \sum_{m, n \in [M]} \left\| [\mathbf{J}_{\hat{g}_{\mathbf{z}}}]_{(m), (n)} \right\|_0. \quad (5)$$

*Under Condition 4.1 and Condition 4.3, each component  $z_i^{(m)}$  and its estimation  $\hat{z}_{\pi(i)}^{(m)}$  are equivalent up to an invertible map  $h(\cdot)$ , i.e.,  $\hat{z}_{\pi(i)}^{(m)} = h(z_i^{(m)})$  under a permutation  $\pi$  over  $[d(\mathbf{z}^{(m)})]$ .*

*Proof.* Given Theorem 4.2, Condition 4.1 implies that the estimated group-wise latent variable  $\hat{\mathbf{z}}^{(m)}$  is related to the true variable  $\mathbf{z}^{(m)}$  through an invertible transformation  $h^{(m)}$ , i.e.,

$$\hat{\mathbf{z}}^{(m)} = h^{(m)}(\mathbf{z}^{(m)}). \quad (18)$$

It follows that the Jacobian matrix  $\mathbf{T}_{\frac{\partial \hat{\mathbf{z}}}{\partial \mathbf{z}}}$  can be arranged into a block-diagonal matrix, in which diagonal block  $m$  corresponds to a Jacobian matrix  $\mathbf{T}_{\frac{\partial \hat{\mathbf{z}}^{(m)}}{\partial \mathbf{z}^{(m)}}$ . Then, the goal is to prove that these diagonal blocks are actually generalized permutation matrices, whose each column only contains one nonzero entry.

We divide the proof into several steps for the sake of exposition. At step 1, we derive an equivalence relation between the estimation model  $(\hat{g}_{\mathbf{z}}, \hat{g}_{\mathbf{x}})$  and the true model  $(g_{\mathbf{z}}, g_{\mathbf{x}})$ . At step 2, we apply Theorem 4.2 to the equivalence to characterize the relation between the true and the estimated graph structure. At step 3 and 4, we leverage the sparsity condition (Condition 4.3) to reason about the identifiability of each component  $z_i^{(m)}$  for  $m \in [M]$  and  $i \in [d(\mathbf{z}^{(m)})]$ .

**Step 1.** The generating process in Eq. (1) and the subspace identification Eq. (18) imply

$$\hat{g}_z(\hat{\mathbf{z}}, \hat{\boldsymbol{\epsilon}}) = h \circ g_z(\mathbf{z}, \boldsymbol{\epsilon}), \quad (19)$$

where  $h$  is defined as the Cartesian product of individual  $h^{(m)}$  functions.

Taking partial derivatives w.r.t.  $z_i$  of both sides of Eq. (19) yields:

$$\begin{bmatrix} \mathbf{G}_{\frac{\partial \hat{\mathbf{z}}}{\partial \mathbf{z}}} & \mathbf{T}_{\frac{\partial \hat{\mathbf{z}}}{\partial \boldsymbol{\epsilon}}} \end{bmatrix} \begin{bmatrix} \mathbf{T}_{\frac{\partial \hat{\mathbf{z}}}{\partial \mathbf{z}}} \\ \mathbf{T}_{\frac{\partial \hat{\boldsymbol{\epsilon}}}{\partial \mathbf{z}}} \end{bmatrix} = \mathbf{T}_{\frac{\partial \hat{\mathbf{z}}}{\partial \mathbf{z}}} \mathbf{G}_{\frac{\partial \mathbf{z}}{\partial \mathbf{z}}}. \quad (20)$$

Each  $\mathbf{T}$  matrix is the Jacobian matrix consisting of the corresponding partial derivatives. We use  $\mathbf{G}_{\frac{\partial \mathbf{z}}{\partial \mathbf{z}}}$  to denote the derivatives from the function  $g_z$  which encodes the dependence structure among  $z$  components. The same applies to  $\mathbf{G}_{\frac{\partial \hat{\mathbf{z}}}{\partial \mathbf{z}}}$ . As discussed above, the matrix  $\mathbf{T}_{\frac{\partial \hat{\mathbf{z}}}{\partial \mathbf{z}}}$  has a block-diagonal structure (after proper permutations) with block  $m$  corresponding to the Jacobian matrix of  $h^{(m)}$ . Moreover, the matrix  $\mathbf{T}_{\frac{\partial \hat{\boldsymbol{\epsilon}}}{\partial \mathbf{z}}}$  is strictly diagonal due to the generating function Eq. (1).

**Step 2.** In this step, we simplify Eq. (20) to derive the relation between the estimated graph structures and true graph structures encoded in  $\mathbf{G}_{\frac{\partial \hat{\mathbf{z}}}{\partial \mathbf{z}}}$  and  $\mathbf{G}_{\frac{\partial \mathbf{z}}{\partial \mathbf{z}}}$  respectively.

First, we note that the  $\mathbf{T}_{\frac{\partial \hat{\boldsymbol{\epsilon}}}{\partial \mathbf{z}}}$  is also block-diagonal w.r.t. the groups. To see this, we compute the partial derivatives therein as follows:  $\frac{\partial \hat{\epsilon}_i^{(m)}}{\partial z_j^{(n)}} = \frac{\partial \hat{\epsilon}_i^{(m)}}{\partial \tilde{z}_i^{(m)}} \frac{\partial \tilde{z}_i^{(m)}}{\partial z_j^{(n)}}$ , where we denote that output of  $\hat{g}_z$  with  $\tilde{\mathbf{z}}$  in the derivative. Due to the equivalent relation  $\mathbf{z} = \tilde{\mathbf{z}}$  (Eq. (1)), we have  $\frac{\partial \tilde{z}_i^{(m)}}{\partial z_j^{(n)}} = \frac{\partial \tilde{z}_i^{(m)}}{\partial z_j^{(n)}}$  which is zero for distinct groups  $m \neq n$  (Eq. (18)). It follows that

$$\frac{\partial \hat{\epsilon}_i^{(m)}}{\partial z_j^{(n)}} = 0, \quad m \neq n. \quad (21)$$

Therefore, we have shown that  $\mathbf{T}_{\frac{\partial \hat{\boldsymbol{\epsilon}}}{\partial \mathbf{z}}}$  is block-diagonal w.r.t. the groups.

This structure allows us to simplify Eq. (20) to directly characterize the relation between the two graphical structures  $\mathbf{G}_{\frac{\partial \hat{\mathbf{z}}}{\partial \mathbf{z}}}$  and  $\mathbf{G}_{\frac{\partial \mathbf{z}}{\partial \mathbf{z}}}$ . In particular, since  $\mathbf{T}_{\frac{\partial \hat{\boldsymbol{\epsilon}}}{\partial \mathbf{z}}}$  is block-diagonal and  $\mathbf{T}_{\frac{\partial \hat{\mathbf{z}}}{\partial \mathbf{z}}}$  is diagonal, the off-diagonal blocks on the left-hand side of Eq. (20) are determined by  $\mathbf{G}_{\frac{\partial \hat{\mathbf{z}}}{\partial \mathbf{z}}} \mathbf{T}_{\frac{\partial \hat{\mathbf{z}}}{\partial \mathbf{z}}}$ . Therefore, it follows from Eq. (20):

$$\left[ \mathbf{G}_{\frac{\partial \hat{\mathbf{z}}}{\partial \mathbf{z}}} \mathbf{T}_{\frac{\partial \hat{\mathbf{z}}}{\partial \mathbf{z}}} \right]_{(m),(n)} = \left[ \mathbf{T}_{\frac{\partial \hat{\mathbf{z}}}{\partial \mathbf{z}}} \mathbf{G}_{\frac{\partial \mathbf{z}}{\partial \mathbf{z}}} \right]_{(m),(n)}, \quad m \neq n, \quad (22)$$

where we adopt subscripts  $(m)$  to denote the block for group  $m$ .

On account of the block-diagonal structure of  $\mathbf{T}_{\frac{\partial \hat{\mathbf{z}}}{\partial \mathbf{z}}}$ , the left-hand side of Eq. (22) can be expressed as follows:

$$\left[ \mathbf{G}_{\frac{\partial \hat{\mathbf{z}}}{\partial \mathbf{z}}} \mathbf{T}_{\frac{\partial \hat{\mathbf{z}}}{\partial \mathbf{z}}} \right]_{(m),(n)} = \left[ \mathbf{G}_{\frac{\partial \hat{\mathbf{z}}}{\partial \mathbf{z}}} \right]_{(m),:} \left[ \mathbf{T}_{\frac{\partial \hat{\mathbf{z}}}{\partial \mathbf{z}}} \right]_{:, (n)} = \left[ \mathbf{G}_{\frac{\partial \hat{\mathbf{z}}}{\partial \mathbf{z}}} \right]_{(m),(n)} \left[ \mathbf{T}_{\frac{\partial \hat{\mathbf{z}}}{\partial \mathbf{z}}} \right]_{(n),(n)}. \quad (23)$$

Analogously, the right-hand side of Eq. (22) can be expressed as:

$$\left[ \mathbf{T}_{\frac{\partial \hat{\mathbf{z}}}{\partial \mathbf{z}}} \mathbf{G}_{\frac{\partial \mathbf{z}}{\partial \mathbf{z}}} \right]_{(m),(n)} = \left[ \mathbf{T}_{\frac{\partial \hat{\mathbf{z}}}{\partial \mathbf{z}}} \right]_{(m),:} \left[ \mathbf{G}_{\frac{\partial \mathbf{z}}{\partial \mathbf{z}}} \right]_{:, (n)} = \left[ \mathbf{T}_{\frac{\partial \hat{\mathbf{z}}}{\partial \mathbf{z}}} \right]_{(m),(m)} \left[ \mathbf{G}_{\frac{\partial \mathbf{z}}{\partial \mathbf{z}}} \right]_{(m),(n)}. \quad (24)$$

It follows from Eq. (22), Eq. (23), and Eq. (24) that

$$\begin{aligned} \left[ \mathbf{G}_{\frac{\partial \hat{\mathbf{z}}}{\partial \mathbf{z}}} \right]_{(m),(n)} \left[ \mathbf{T}_{\frac{\partial \hat{\mathbf{z}}}{\partial \mathbf{z}}} \right]_{(n),(n)} &= \left[ \mathbf{T}_{\frac{\partial \hat{\mathbf{z}}}{\partial \mathbf{z}}} \right]_{(m),(m)} \left[ \mathbf{G}_{\frac{\partial \mathbf{z}}{\partial \mathbf{z}}} \right]_{(m),(n)} \\ \implies \left[ \mathbf{G}_{\frac{\partial \hat{\mathbf{z}}}{\partial \mathbf{z}}} \right]_{(m),(n)} &= \left[ \mathbf{T}_{\frac{\partial \hat{\mathbf{z}}}{\partial \mathbf{z}}} \right]_{(m),(m)} \left[ \mathbf{G}_{\frac{\partial \mathbf{z}}{\partial \mathbf{z}}} \right]_{(m),(n)} \left[ \mathbf{T}_{\frac{\partial \hat{\mathbf{z}}}{\partial \mathbf{z}}} \right]_{(n),(n)}. \end{aligned} \quad (25)$$

Eq. (25) relates the true off-diagonal ( $m \neq n$ ) structure  $\left[ \mathbf{G}_{\frac{\partial \mathbf{z}}{\partial \mathbf{z}}} \right]_{(m),(n)}$  and its estimated counterpart

$$\left[ \mathbf{G}_{\frac{\partial \hat{\mathbf{z}}}{\partial \mathbf{z}}} \right]_{(m),(n)}.$$

**Step 3.** We now reason about the component-wise identifiability within each group through the sparsity of the off-diagonal regions. Following Eq.(25) and the block-diagonal structures of  $\mathbf{T}_{\frac{\partial \mathbf{z}}{\partial \mathbf{z}}}$  and  $\mathbf{T}_{\frac{\partial \mathbf{z}}{\partial \mathbf{z}}}$ , we can express the functional influence from any group ( $m$ ) to the other groups ( $-m$ ) as

$$\left[\mathbf{G}_{\frac{\partial \mathbf{z}}{\partial \mathbf{z}}}\right]_{(-m),m} = \left[\mathbf{T}_{\frac{\partial \mathbf{z}}{\partial \mathbf{z}}}\right]_{(-m),:} \left[\mathbf{G}_{\frac{\partial \mathbf{z}}{\partial \mathbf{z}}}\right]_{:, (m)} \left[\mathbf{T}_{\frac{\partial \mathbf{z}}{\partial \mathbf{z}}}\right]_{(m), (m)} \quad (26)$$

$$= \left[\mathbf{T}_{\frac{\partial \mathbf{z}}{\partial \mathbf{z}}}\right]_{(-m), (-m)} \left[\mathbf{G}_{\frac{\partial \mathbf{z}}{\partial \mathbf{z}}}\right]_{(-m), (m)} \left[\mathbf{T}_{\frac{\partial \mathbf{z}}{\partial \mathbf{z}}}\right]_{(m), (m)}. \quad (27)$$

We note that the matrix  $\left[\mathbf{T}_{\frac{\partial \mathbf{z}}{\partial \mathbf{z}}}\right]_{(m), (m)}$  is the Jacobian matrix of the inverse of the invertible map  $h^{(m)}$  defined in Eq. (18). Its invertibility implies that there exists a permutation  $\sigma : I(m) \rightarrow I(m)$  over group  $m$ 's component indices  $I(m) \subset [d(\mathbf{z})]$ , such that for any  $i \in [d(\mathbf{z}^{(m)})]$ , we have  $\left[\mathbf{T}_{\frac{\partial \mathbf{z}}{\partial \mathbf{z}}}\right]_{i, \hat{i}} \neq 0$  where  $\hat{i} = \sigma(i)$ .

To show the component-wise identifiability, for any component  $\hat{i} \in I(m)$ , we would like to show that  $\left[\mathbf{T}_{\frac{\partial \mathbf{z}}{\partial \mathbf{z}}}\right]_{i, \hat{i}}$  is the only nonzero entry in the column  $\left[\mathbf{T}_{\frac{\partial \mathbf{z}}{\partial \mathbf{z}}}\right]_{(m), \hat{i}}$ .

To this end, we choose any subset of components  $U \subset \mathbf{z}^{(m)}$  such that  $|U| \geq 1$ ,  $z_i^{(m)} \notin U$ , and components  $U$  have children in other groups  $-m$ , i.e.,  $\left[\mathbf{G}_{\frac{\partial \mathbf{z}}{\partial \mathbf{z}}}\right]_{(-m), i(z)} \neq \mathbf{0}$  for any  $z \in U$ , where  $i(z) \in [d(\mathbf{z})]$  is the index of the component  $z$ . We adopt the notation  $U^+ := U \cup \{i\}$  and define  $d^*(U^+) := \max\{|R| : R \subset [d(\mathbf{z}) - d(\mathbf{z}^{(m)})], \text{rank} \left( \left[ \text{Overlap} \left( \left[\mathbf{T}_{\frac{\partial \mathbf{z}}{\partial \mathbf{z}}}\right]_{(-m), (-m)} \left[\mathbf{G}_{\frac{\partial \mathbf{z}}{\partial \mathbf{z}}}\right]_{(-m), (m)} \right) \right]_{R, I(U^+)} \right) < |U^+|\}$ , where  $I(U^+) \subset [d(\mathbf{z}) - d(\mathbf{z}^{(m)})]$  denotes the set of indices of components in  $U^+$ . We note that  $d^*(U^+)$  is the maximal number of non-zero entries that can be canceled out by linearly combining columns in the sub-matrix  $\left( \left[\mathbf{T}_{\frac{\partial \mathbf{z}}{\partial \mathbf{z}}}\right]_{(-m), (-m)} \left[\mathbf{G}_{\frac{\partial \mathbf{z}}{\partial \mathbf{z}}}\right]_{(-m), I(U^+)} \right)$ .

Condition 4.3 implies that

$$\begin{aligned} \left\| \left[\mathbf{G}_{\frac{\partial \mathbf{z}}{\partial \mathbf{z}}}\right]_{(-m), \hat{i}} \right\|_0 &\geq \left| \bigcup_{j \in I(U^+)} \text{Supp} \left( \left[\mathbf{T}_{\frac{\partial \mathbf{z}}{\partial \mathbf{z}}}\right]_{(-m), (-m)} \left[\mathbf{G}_{\frac{\partial \mathbf{z}}{\partial \mathbf{z}}}\right]_{(-m), j} \right) \right| - d^*(U^+) \\ &\stackrel{\text{Condition 4.3}}{>} \left\| \left[\mathbf{G}_{\frac{\partial \mathbf{z}}{\partial \mathbf{z}}}\right]_{(-m), i} \right\|_0. \end{aligned} \quad (28)$$

However, we note that when  $U = \emptyset$ , we have that

$$\left\| \left[\mathbf{G}_{\frac{\partial \mathbf{z}}{\partial \mathbf{z}}}\right]_{(-m), \hat{i}} \right\|_0 = \left\| \left[\mathbf{G}_{\frac{\partial \mathbf{z}}{\partial \mathbf{z}}}\right]_{(-m), i} \right\|_0. \quad (29)$$

Therefore, thanks to the sparsity constraint in the objective Eq (5), we conclude that the set of upstream variables  $U^{(m)} \subset \mathbf{z}^{(m)}$  (note that  $i \notin U^{(m)}$ ) in group  $m$  that possess children in other groups (i.e.,  $\left[\mathbf{G}_{\frac{\partial \mathbf{z}}{\partial \mathbf{z}}}\right]_{(-m), i(z)} \neq \mathbf{0}$  for  $z \in U^{(m)}$ ) correspond to zero entries in the column  $\left[\mathbf{T}_{\frac{\partial \mathbf{z}}{\partial \mathbf{z}}}\right]_{(m), \hat{i}}$ , i.e.,  $\left[\mathbf{T}_{\frac{\partial \mathbf{z}}{\partial \mathbf{z}}}\right]_{I(U^{(m)}), \hat{i}} = \mathbf{0}$ . That is, the component  $\hat{z}_i^{(m)}$  can only functionally influence components  $\mathbf{z}^{(m)} \setminus U^{(m)}$ .

Analogously, define the set of downstream variables  $D^{(m)} \subset \mathbf{z}^{(m)}$  that possess parents in other groups  $\left[\mathbf{G}_{\frac{\partial \mathbf{z}}{\partial \mathbf{z}}}\right]_{i(z), (-m)} \neq \mathbf{0}$  for  $z \in D^{(m)}$  and exclude  $i$  from  $D^{(m)}$ . The sparsity of the rows in  $\left[\mathbf{G}_{\frac{\partial \mathbf{z}}{\partial \mathbf{z}}}\right]$  (Condition 4.3) implies that the downstream variables  $D^{(m)}$  correspond to zero entries in the row  $\left[\mathbf{T}_{\frac{\partial \mathbf{z}}{\partial \mathbf{z}}}\right]_{\hat{i}, (m)}$ , i.e.,  $\left[\mathbf{T}_{\frac{\partial \mathbf{z}}{\partial \mathbf{z}}}\right]_{\hat{i}, I(D^{(m)})} = \mathbf{0}^\top$ . That is, the component  $\hat{z}_i^{(m)}$  cannot be functionally influenced by  $D^{(m)}$ .

**Step 4.** Suppose that  $\hat{z}_i^{(m)}$  is a function of component  $z_j \in U^{(m)} \setminus D^{(m)}$  that influences other groups but is not influenced by others (i.e., a source variable). That is, we have that  $\frac{\partial \hat{z}_i^{(m)}}{\partial z_j^{(m)}}(\mathbf{z}_*^{(m)}) \neq 0$  for some  $\mathbf{z}_*^{(m)}$ . Without loss of generality, we suppose that  $\frac{\partial \hat{z}_i^{(m)}}{\partial z_j^{(m)}}(\mathbf{z}_*^{(m)}) \neq 0$  for some  $\mathbf{z}_*^{(m)}$ . Due to the smoothness of  $h^{(m)}$ , there exists an open line segment  $([z_1^{(m)}, \dots, z_j^{(m)} - l, \dots, z_{d(\mathbf{z}^{(m)})}^{(m)}], [z_1^{(m)}, \dots, z_j^{(m)} + l, \dots, z_{d(\mathbf{z}^{(m)})}^{(m)}])$  for some  $l > 0$ , over which  $\frac{\partial \hat{z}_i^{(m)}}{\partial z_j^{(m)}} > 0$  and thus the map  $z_j^{(m)} \mapsto \hat{z}_i^{(m)}$  is monotonic and invertible over  $(z_j^{(m)} - l, z_j^{(m)} + l)$ . Therefore, there exists a monotonic map  $\hat{z}_i^{(m)} \mapsto z_j^{(m)}$  over the image of  $(z_j^{(m)} - l, z_j^{(m)} + l)$ . That is, we have the partial derivative  $\frac{\partial z_j^{(m)}}{\partial \hat{z}_i^{(m)}} > 0$ . This is impossible because the component  $\hat{z}_i^{(m)}$  cannot functionally influence components in  $U^{(m)}$ . This contradiction implies that  $\hat{z}_i^{(m)}$  cannot be a function of components  $U^{(m)} \setminus D^{(m)}$  either. Overall, we have derived that  $\hat{z}_i^{(m)}$  cannot be a function of components  $U^{(m)} \cup D^{(m)} = \mathbf{z}^{(m)} \setminus z_i^{(m)}$ . Therefore, we have an bijection  $\hat{z}_i^{(m)} = h_i^{(m)}(z_i^{(m)})$ . Since this holds for any group  $m$  and any component  $i$ , we have arrived at the desired conclusion.  $\square$

## D EXPERIMENTAL DETAILS

### D.1 NUMERICAL DATASET

Six numerical datasets are used in this paper, including three multi-group settings that satisfy our assumptions and three datasets that slightly violate the sparsity assumptions in the proposed theorems. The mixing function  $g$  is modeled as a random three-layer MLP with LeakyReLU units, simulating a general nonparametric mixing scenario.

**Multi-group Cases** The sample size for each dataset was set to  $n = 10000$ , and the dimensionality of the observations in each group ranged from  $d_x = 15$  to 20. The causal noise terms  $\epsilon$  are i.i.d. sampled from a Gaussian distribution, and the exogenous variables are also assumed to follow a Gaussian distribution. Sparse causal relations between inter-group variables are randomly generated, with a sparsity ratio controlled between 50% and 75%, ensuring that the latent variables in each group keep at least one causal connection with another group.

**Ablation Cases** We create two 15-dimensional grouped observations under different sparsity ratios. Each observations are generated from three latent variables, two of which are causally latent and one exogenous. The sample size for each dataset was set to  $n = 10000$ , and the dimensionality of the observations in each group is  $d_x = 15$ . Suppose the four latent variables are denoted as  $z_1^{(1)}, z_2^{(1)}, z_1^{(2)}$ , and  $z_2^{(2)}$ . For sparsity ratio = 0%, all inter-modality latent variables are fully connected. For sparsity ratio = 25%, three pairs of inter-modality connections among the latent variables are present. For sparsity ratio = 50%, two pairs of the inter-modality latent variables are connected. For sparsity ratio = 75%, only one pair of inter-modality latent variables remains connected.

### D.2 SYNTHETIC DATASET

**Variants MNIST** The MNIST dataset (LeCun, 1998) is a widely-used benchmark for image classification, consisting of handwritten digits from 0 to 9. Building on this foundation, we designed our own variant of MNIST to investigate causal relationships across modalities. Our Variant MNIST consists of two modalities: colored MNIST and fashion MNIST. In the colored MNIST, each digit is assigned a specific color, where the digit class serves as the causal factor and the image color as the effect. In fashion MNIST, we use the class of clothing items as the cause and introduce the rotation angle of the image as the effect. Additionally, we establish a causal relations between the class labels of colored MNIST and fashion MNIST, allowing us to explore cross-modal dependencies in a controlled setting.

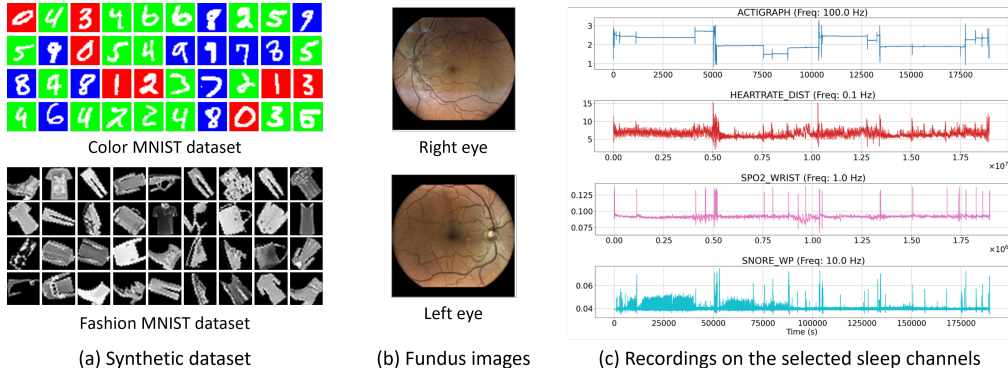


Figure 7: Visualization on the datasets: (a) Synthetic dataset: Augmented MNIST. (b) Real-world dataset: Fundus imaging shows the interior surface of the eyes. (c) Real-world dataset: Sleep monitoring shows the time-series recording of sleep-related metrics overnights.

### D.3 REAL-WORLD DATASET

In this paper, we consider three types of datasets covering image, time series, and tabular data. Visualizations of the image and time-series datasets are shown in Figure 7.

**Fundus imaging** is the visualization of the interior surface of the fundus, which includes structures such as the optic disc, retina, and retinal microvasculature. High-resolution images of the back of the eye are essential for diagnosing and monitoring a variety of eye diseases and conditions.

For example, the retinal microvasculature, which consists of small blood vessels that supply blood to the retina, provides valuable information about eye health. Moreover, fundus imaging can enhance the understanding of the underlying mechanisms of various eye diseases. It serves as a non-invasive tool for assessing the overall health of the microvascular circulation health and provides a direct view of part of the central nervous system.

**Sleep monitoring** is a time-series dataset collected over three consecutive nights that records various metrics including sleep stage, body position, respiratory events, heart rate, oxygen saturation, and snoring. This dataset focuses on obstructive sleep apnea (OSA), a sleep disorder where a person’s breathing is interrupted during sleep due to the relaxation of throat muscles, causing upper airway obstruction. These interruptions often lead to loud snoring, reduced blood oxygen levels, stress responses, awakenings, and fragmented sleep.

This dataset is collected from a Home Sleep Apnea Test (HSAT), a non-invasive diagnostic method for sleep apnea. Patients wear a portable device overnight to monitor their breathing patterns, heart rate, oxygen levels, snoring, and other sleep patterns. The dataset includes multiple channels, such as ACTIGRAPH for movement, HEARTRATE\_DIST for heart rate, SPO2\_WRIST for blood oxygen saturation, and SBORE\_WP for snoring, capturing key aspects of physical activity and sleep patterns during the HSAT. The device calculates apnea-related indices, including the Apnea/Hypopnea Index (AHI), Respiratory Disturbance Index (RDI), and Oxygen Desaturation Index (ODI), as well as indices for diagnosing conditions such as atrial fibrillation.

### D.4 EVALUATION METRICS

**MCC: Mean Correlation Coefficient** MCC is a standard metric used to evaluate the recovery of latent factors in causal representation learning. It measures the alignment between ground-truth factors and estimated latent variables. Specifically, MCC first computes the absolute values of the correlation coefficients between each ground-truth factor and every estimated latent variable. To account for possible permutations of the latent variables, the metric solves a linear sum assignment problem on the computed correlation matrix in polynomial time, ensuring optimal matching between the factors and their corresponding latent representations.



**SHD: Structural Hamming Distance** SHD is a widely used metric for evaluating the accuracy of graph structure recovery in causal discovery. It quantifies the difference between the true causal graph and the estimated graph. Specifically, SHD counts the number of edge modifications—additions, deletions, or reversals—required to transform the estimated graph into the ground-truth graph. This metric provides a simple yet effective measure of structural similarity, with a lower SHD indicating closer alignment between the estimated and true causal structures.

**R2: Coefficient of Determination** R2 is a standard metric used to assess the goodness of fit in regression models. It measures the proportion of variance in the dependent variable that is explained by the independent variables in the model. Specifically, R2 compares the residual sum of squares of the model with the total sum of squares, providing a value between 0 and 1. A higher R2 indicates that the model explains a larger portion of the variance in the data, with 1 representing a perfect fit and 0 indicating that the model explains none of the variability.

## E ALGORITHM PSEUDOCODE

The pseudocode for the proposed algorithm is presented in Algorithm 1.

**Algorithm 1** Pseudocode for the proposed algorithm.

---

```

1: Input: Grouped observations  $\{\mathbf{x}^{(m)}\}_{m=1}^M$ 
2: Output: Estimated latent variables  $\{\hat{\mathbf{z}}^{(m)}\}_{m=1}^M$ ; Inferred causal graph  $\hat{\mathcal{G}}$ 
3:
4: # Random Initialization
5: Initialize adjacency matrix  $\hat{\mathbf{A}}$ 
6: Initialize encoders  $\{\text{En}^{(m)}\}_{m=1}^M$  and decoders  $\{\text{De}^{(m)}\}_{m=1}^M$  for each group
7:
8: # Conditional Independence Constraint
9: Input: Grouped observations  $\{\mathbf{x}^{(m)}\}_{m=1}^M$ 
10: Output: Estimated latent variables  $\hat{\mathbf{z}}^{(m)}$  for each group  $m$ 
11: for each group  $m = 1$  to  $M$  do
12:   Encode the current group latent and exogenous variables:  $\hat{\mathbf{z}}^{(m)}, \hat{\eta}^{(m)} = \text{En}^{(m)}(\mathbf{x}^{(m)})$ 
13: end for
14: Concatenate latent representations:  $\{\hat{\mathbf{z}}^{(m)}\}_{m=1}^M = \hat{\mathbf{z}}^{(1)} \oplus \hat{\mathbf{z}}^{(2)} \oplus \dots \oplus \hat{\mathbf{z}}^{(M)}$ 
15: return Estimated latent variables and exogenous variables  $\{\hat{\mathbf{z}}^{(m)}, \hat{\eta}^{(m)}\}_{m=1}^M$ 
16:
17: # Flow-based Noise Estimation
18: Input: Estimated latent variables for each group  $\{\hat{\mathbf{z}}^{(m)}\}_{m=1}^M$ 
19: Output: Inferred causal graph  $\hat{\mathcal{G}}$ 
20: Initialize an empty causal graph  $\mathcal{G} = \emptyset$ 
21: Choose the parents of each latent variable  $\hat{z}_i$  based on the adjacency matrix
22: for each flow block do
23:   Pass  $\text{Pa}(\hat{z}_i)$  through flow to obtain estimated residuals  $\hat{\epsilon}_i$  and log determinant Jacobian
24:   Compute sparsity loss based on  $L_1$  norm of the adjacency matrix
25:   Update the estimated causal graph based on the variable influence with threshold
26: end for
27: Optimize the KL divergence between  $[\{\hat{\eta}^{(m)}\}_{m=1}^M, \hat{\epsilon}_{i=1}^{d_s}]$  and Gaussian prior
28: return Inferred causal graph  $\hat{\mathcal{G}}$ 
29:
30: # Decoder
31: Input: Estimated latent and exogenous variables in each group  $\{\hat{\mathbf{z}}^{(m)}, \hat{\eta}^{(m)}\}_{m=1}^M$ 
32: Output: Reconstructed grouped features  $\{\hat{\mathbf{x}}^{(m)}\}_{m=1}^M$ 
33: for each group  $m = 1$  to  $M$  do
34:   Decode  $(\hat{\mathbf{z}}^{(m)}, \hat{\eta}^{(m)})$  to reconstruct features  $\hat{\mathbf{x}}^{(m)}$ :  $\hat{\mathbf{x}}^{(m)} = \text{De}^{(m)}(\hat{\mathbf{z}}^{(m)}, \hat{\eta}^{(m)})$ 
35:   Compute reconstruction loss using MSE:  $\mathcal{L}_{\text{Recon}}^{(m)} = \text{MSE}(\hat{\mathbf{x}}^{(m)}, \mathbf{x}^{(m)})$ 
36: end for

```

---