

A doublet of cosmological models to challenge the H_0 tension in the Pantheon Supernovae Ia catalog

B. De Simone^{a,b,*}, M. H. P. M. van Putten^{c,e,**}, M. G. Dainotti^{d,f,g,h,i}, G. Lambiase^{a,b}

^aDipartimento di Fisica "E.R. Caianiello", Università di Salerno, Via Giovanni Paolo II, 132, Fisciano (SA), 84084, Italy

^bINFN Gruppo Collegato di Salerno - Sezione di Napoli. *c/o* Dipartimento di Fisica "E.R. Caianiello", Università di Salerno, Via Giovanni Paolo II, 132, Fisciano (SA), 84084, Italy

^cDepartment of Physics and Astronomy, Sejong University, 98 Gunja-Dong, Gwangjin-gu, Seoul, Seoul, 143-747, South Korea

^dDivision of Science, National Astronomical Observatory of Japan, 2-21-1 Osawa, Mitaka, Tokyo, 181-8588, Japan

^eINAF-OAS, Bologna via P. Gobetti 101 I-40129, Bologna, I-40129, Italy

^fThe Graduate University for Advanced Studies (SOKENDAI), Shonankokusaimura, Hayama, Miura District, Kanagawa, 240-0115, Japan

^gSpace Science Institute, 4765 Walnut St Ste B, Boulder, 80301, CO, USA

^hNevada Center for Astrophysics, University of Nevada, 4505 Maryland Parkway, Las Vegas, 89154, NV, USA

ⁱBay Environmental Institute, P.O. Box 25, Moffett Field, 94035, CA, USA

Abstract

Λ CDM provides a leading framework in the interpretation of modern cosmology. Nevertheless, the scientific community still struggles with many open problems in cosmology. Among the most noticeable ones, the tension in the Hubble constant H_0 is particularly intriguing, prompting a wide range of possible solutions. In the present work, the flat scale-free cosmology (S CDM) of Maeder (2017) is tested for H_0 tension in fits to the Pantheon sample of Supernovae Ia. The Pantheon sample is a collection of 1048 SNe Ia, which formally defines $H_0 = H(0)$ by extrapolation to redshift zero of data over positive redshifts $z > 0$. Here, we consider $H_{0,k}$ in fits of S CDM over k equally sized bins of sub-samples of mean redshift z_k . To quantify a trend in $H_{0,k}$ with z_k , the results are fit by $f(z) = H'_0/(1+z)^\alpha$ in the two parameters H'_0 and α . This approach tests for model imperfections or data biases by trends that are inconsistent with zero. Our findings show a decreasing trend inconsistent with zero at 5.3σ significance, significantly more so than in Λ CDM. These results are further confirmed in Pantheon+. It appears that a solution to H_0 tension is to be found in models with a deceleration parameter $q_0 < q_{0,\Lambda}$ below that of Λ CDM, rather than $q_{0,\Lambda} < q_{0,S} < 0$ satisfied by S CDM.

Keywords: Cosmology, Supernovae Ia, Hubble tension, Hubble constant

1. Introduction

Modern cosmology is most widely explained by the flat Λ -Cold Dark Matter model, commonly known as Λ CDM. This framework includes Dark Energy (DE), driving cosmic expansion represented by the constant Λ ; Cold Dark Matter (CDM), a non-relativistic component; and an assumption of spatial flatness. The Λ CDM model is broadly accepted among scientists due to its demonstrated ability to account for the accelerated expansion of the universe. This was initially established by observations of Type Ia Supernovae (SNe Ia), one of the most precise "standard candles" available (Riess et al., 1998; Perlmutter et al., 1999; Betoule et al., 2014; Scolnic et al., 2018, 2022a). Standard candles are astrophysical objects with a known intrinsic luminosity or a strong luminosity-distance relationship, providing reliable distance measurements. Cepheid stars are another key standard candle used to calibrate nearby SNe Ia distances (Reid et al., 2019; Javanmardi et al., 2021; Perivolaropoulos and Skara, 2021; Anderson, 2024; Thakur et al., 2023; Breuval et al., 2022; Yuan et al., 2022). Using

these probes, the SH0ES team estimates a local H_0 value of 73.04 ± 1.04 (Riess et al., 2022).

While SNe Ia serve as powerful cosmological tools, they are observationally limited: current data, even with the James Webb Space Telescope, reach only up to redshift $z = 2.90$ (Pierel et al., 2024). Therefore, other cosmological probes are essential to bridge the gap between SNe Ia observations and the early universe.

Alternative "standardizable" candles, such as Gamma-Ray Bursts (GRBs, Cardone et al. 2009; Dainotti et al. 2017; Cao et al. 2022a,b; Dainotti et al. 2022b; Bargiacchi et al. 2023; Dainotti et al. 2023b; Bargiacchi et al. 2024a,b) and quasars (QSOs, Dainotti et al. 2023a, 2024), extend the Hubble diagram to much higher redshifts, with GRBs observed up to $z = 9.4$ (Cucchiara et al., 2011) and QSOs up to $z = 10.1$ (Natarajan et al., 2024). GRB-based H_0 measurements yield $H_0 = 73.225 \pm 3.307$ without evolutionary correction and $H_0 = 72.869 \pm 2.921$ with it (Dainotti et al., 2023b). For QSOs, calibration with SNe Ia provides $H_0 = 73.76 \pm 2.18$ without and 69.82 ± 2.27 with correction for evolution (Lenart et al., 2023).

Despite its success, the Λ CDM model faces unresolved issues. The most significant is the so-called H_0 tension—an approximately 5σ discrepancy between the local H_0 estimated

*Corresponding author, bdesimone@unisa.it

**Corresponding author, mvp@sejong.ac.kr

with SNe Ia and Cepheids (Riess et al., 2022) and the cosmological H_0 derived from the Cosmic Microwave Background (CMB), which is 67.4 ± 0.5 (Aghanim et al., 2020). If Λ CDM is the correct model and in the absence of systematic errors in observations, then H_0 would be the same in the Λ CDM fit data in the Local Distance Ladder (LDL) and the *Planck*- Λ CDM analysis of the CMB.

Motivated by the H_0 tension between LDL and *Planck*, researchers have explored various theoretical approaches. Proposals include alternative gravity theories, such as teleparallel gravity (Nájera and Fajardo, 2021; Ren et al., 2021) and modified gravity models (Adil et al., 2021; Ambjorn and Watabiki, 2021; Benevento et al., 2022; Gonçalves et al., 2022; Briffa et al., 2023; Escamilla et al., 2024; Sandoval-Orozco et al., 2024). Changes to standard DE models (Ó Colgáin et al., 2021; Gómez-Valent et al., 2022; Montani et al., 2024) and alternative DM models (Hansen, 2021; Buen-Abad et al., 2023; Kitazawa, 2024; Nieuwenhuizen, 2024) are among the most prominent, together with models of DM-DE interaction (Montani et al., 2024). Other solutions involve dark radiation, interactive radiation models (Ghosh et al., 2021), early- and late-time cosmology modifications (Vagnozzi, 2021; Ye et al., 2021; Aboubrahim et al., 2022), and quantum cosmologies (Novikov, 2016; Alexandre and Magueijo, 2022; Cline et al., 2023; Kuzmichev and Kuzmichev, 2024; van Putten, 2024). Proposals also include local inhomogeneities (Fanizza et al., 2021; Thiele et al., 2021; Miura and Tanaka, 2024), exotic particles (Fung et al., 2021; Cuesta et al., 2021), fundamental physics variations (Sola, 2021), and modifications to the gravitational constant (Marra and Perivolaropoulos, 2021; Alestas et al., 2022). The cosmographic approach, which is scale factor-independent, is an interesting alternative tool for the study of the cosmos and can give more insights into the cosmological parameter tensions (Pourojaghi et al., 2022; Birrer et al., 2024). Of particular interest are the proposals where the role of the other cosmological parameters is investigated to assess how the Hubble tension can be reduced (Vagnozzi, 2020; Pedrotti et al., 2024). A more exhaustive review of the proposals aimed to tackle the H_0 -tension is reported in the following works: Di Valentino et al. (2021); Perivolaropoulos and Skara (2021); Saridakis et al. (2021); Abdalla et al. (2022); Moresco et al. (2022); Cervantes-Cota et al. (2023); Poulin et al. (2023); Vagnozzi (2023); Giarè (2024); Perivolaropoulos (2024); Verde et al. (2024).

Possible solutions to an apparent evolution of H_0 with the redshift scale may be the removal of astrophysical biases or redshift evolution effects, if present, or alternative cosmologies (Krishnan et al., 2020; Dainotti et al., 2021; Krishnan et al., 2021; Dainotti et al., 2022a; Dainotti et al., 2022; Hu and Wang, 2022; Jia et al., 2023; Dainotti et al., 2024a; Alexandre and Magueijo, 2022; Cline et al., 2023; Kuzmichev and Kuzmichev, 2024; van Putten, 2024). In the present work, the approach of Dainotti et al. (2021) is considered to investigate a flat scale-invariant cosmology (Maeder, 2017; Jesus, 2017) as an alternative to Λ CDM.

The authors in Dainotti et al. (2021) propose a novel analysis of late-time cosmological models using the Pantheon sam-

ple (Scolnic et al., 2018). This analysis considers $H_{0,k}$ estimates extracted from model fits over bins with running mean redshift z_k . Trends in $H_{0,k}$ inconsistent with zero would indicate a model-imperfection (failing the null-hypothesis). To this end, the Pantheon sample is split into equally populated bins, here by partitions into a total of K bins, $K = 3, 4, 20, \text{ and } 40$. In each bin, Bayesian analyses are performed on Λ CDM and S CDM through emulated by $w_0 w_a$ CDM (Chevallier and Polarski, 2001; Linder, 2003). To identify a trend, the resulting $H_{0,k}$ ($k = 1, 2, \dots, K$) are fit with $f(z) = H'_0/(1+z)^\alpha$, parameterized by H'_0 and α - considering that the confidence level in a possible trend is quantified by α/σ_α .

A trend may be attributed to a redshift drift in systematic errors in supernova data - the SNe Ia stretch parameter Nicolas et al. (2021). If not due to systematics, a trend points to the need for an alternative cosmological model, such as $f(R)$ modified gravity theories (e.g. Carlevaro et al., 2011; Dainotti et al., 2021, 2022a; Schiavone et al., 2023; Montani et al., 2024; Schiavone and Montani, 2024). To reflect on the S CDM analysis, the results of this test of Λ CDM obtained previously (Dainotti et al., 2021) are included below.

The structure of the present manuscript follows. In Section 2, Λ CDM and S CDM are briefly described. In Section 3, the Pantheon sample of SNe Ia data are introduced with relevant observables for cosmological analysis. In Section 4, a description of binning is provided. The results of this analysis in Section 5 are presented on the conclusions and interpretation in Section 6.

In what follows, the Hubble constant H_0 is expressed in units of $\text{km s}^{-1} \text{Mpc}^{-1}$.

2. The standard Λ CDM cosmology

Λ CDM embodies the Copernicus principle of a homogeneous and isotropic universe, expressed by the Friedmann equations (Weinberg, 2008) in terms of an evolving scale factor $R = R(t)$ of otherwise flat Minkowski spacetime. Central to studies of the Hubble expansion based on supernova data is the luminosity distance:

$$d_L(z) = \frac{c(z+1)}{H_0} \int_0^z \frac{dz'}{\sqrt{\Omega_{M,0}(1+z')^3 + \Omega_{\Lambda,0}}}, \quad (1)$$

parameterized by the dimensionless density parameters $\Omega_{i,0}$ at the present epoch (redshift zero) for total matter (M) and DE (Λ), neglecting radiation and assuming vanishing curvature. The distance moduli satisfy:

$$\mu_{th}(z) = 5 \log_{10} d_L(z) + 25. \quad (2)$$

2.1. The exact solution for the flat scale-invariant cosmology

The work of Maeder (2017) suggests that the cosmic accelerating expansion phase can be explained through scale-invariance of empty space. This replaces Λ with a variable contribution that involves the scale factor with no assumptions on DE (Jesus, 2017). The model is here labeled as S CDM. In this

framework, the scale-invariant evolution of a three-flat universe satisfies:

$$\dot{R}^2 R t - 2\dot{R}R^2 - Ct^2 = 0, \quad (3)$$

where the cosmic time t is written in units of $t_0 = 1$ and $R_0 = 1$. Considering (3) today, and recalling $H_0 \equiv \dot{R}/R$ at $t_0 = 1$, the relation leads to:

$$H_0^2 - 2H_0 = C. \quad (4)$$

Here, only the positive solution can be considered in $H_0 = 1 \pm \sqrt{1+C}$ in keeping with the expanding universe. The scale factor satisfies

$$R = tv = \left(\frac{(2H_0 + C)t^3 - C}{2H_0} \right)^{\frac{2}{3}}, \quad (5)$$

In terms of $\Omega_{M,0}$, it becomes

$$R = \left(\frac{t^3 - \Omega_{M,0}}{1 - \Omega_{M,0}} \right)^{\frac{2}{3}}. \quad (6)$$

To compute the exact solution of the scale-invariant cosmology the $H(t)$ is called into question. Using the Eq. 6:

$$H(t) \equiv \dot{R}/R = \frac{2t^2}{t^3 - \Omega_{M,0}}. \quad (7)$$

Solving (6) in terms of t and substitution in (7), the scale-invariant Hubble parameter returns the following luminosity distance:

$$d_L = \frac{c(z+1)}{H_0} \int_0^z \frac{dz'}{[\Omega_{M,0}(1+z')^{\frac{9}{4}} + (1-\Omega_{M,0})(1+z')^{\frac{3}{4}}]^{\frac{2}{3}}}. \quad (8)$$

From (2-8), it is readily seen that H_0 is crucial in the estimation of the cosmological observables. This is accompanied by the *deceleration parameter* $q = -1 + (1+z)H'(z)/H(z)$, providing a dimensionless expression of the slope of the Hubble diagram at redshift z . At redshift zero, it reduces to

$$q_0 = -1 + \frac{H'_0}{H_0}. \quad (9)$$

For Λ CDM and S CDM, we have, respectively,

$$q_0^\Lambda = \frac{1}{2}\Omega_{M,0} - \Omega_{\Lambda,0} \simeq -\frac{1}{2}, \quad q_0^S = \Omega_{M,0} - \frac{1}{2} \simeq -\frac{1}{6} \quad (10)$$

for a canonical values $\Omega_{M,0} \simeq 1/3$. Crucially, (10) shows

$$q_0^\Lambda < q_0^S < 0. \quad (11)$$

In Fig. 1, the upper panel contains the Λ CDM Hubble parameter divided by H_0 in blue, while the ratio between the same quantity and the S CDM Hubble parameter is reported in black. In the lower panel, $H(z)/H_1$ is reported for the same models, given that $H_1 \equiv H(z=1)$: due to the nature of H_1 , it is obvious that $H(z)/H_1 = 1$ at $z = 1$ for the Λ CDM, while in the case of S CDM, the ratio assumes the value ~ 0.885 . The two panels share the same meaning of colors. In Fig. 1, the values of $\Omega_{M,0}$ are fixed to 0.315 and 0.39 for the Λ CDM and S CDM, respectively.

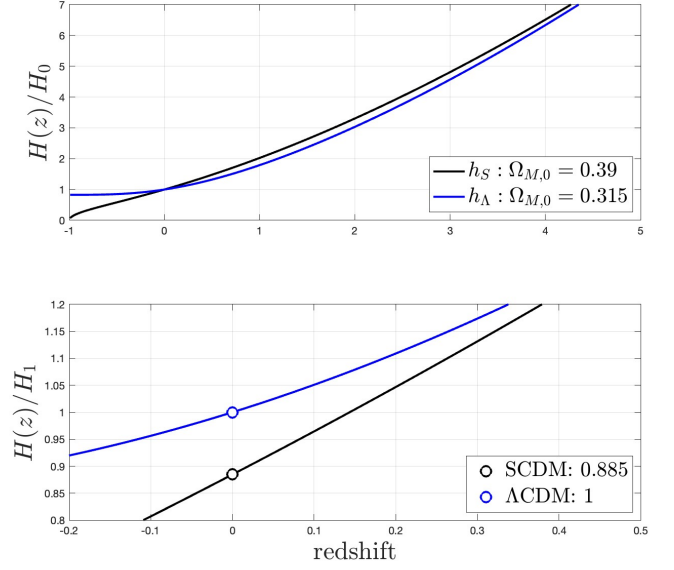


Figure 1: The $H(z)/H_0$ plot for the Λ CDM and S CDM (upper panel, blue and black line, respectively) and the $H(z)/H_1$ plot for the same two models (lower panel, blue and black line, respectively). The values of $\Omega_{M,0}$ are 0.315, 0.39 for the Λ CDM and S CDM, respectively (plot after Abchouyeh and van Putten 2021).

3. The Pantheon and Pantheon+ supernova samples

SNe Ia provide excellent data to test the various cosmological models, notably so Λ CDM. The advantage of these astrophysical probes for testing the Hubble expansion is their almost uniform peak magnitude, given the precise threshold of critical mass derived by the Chandrasekhar limit. SNe Ia are detected up to redshift $z = 2.26$ in previous years but, considering the recent observations from the James Webb Space Telescope, SNe Ia reaches $z = 2.90$ (Pierel et al., 2024). In the data release of Scolnic et al. (2018), SNe Ia are reported together with their light-curve parameters and observed distance moduli (μ_{obs}) with uncertainties (including both systematic and statistical contributions). The μ_{obs} value is computed exploiting a modification of the Tripp formula (Tripp, 1998). The SNe Ia light-curve parameters are fixed and the fiducial absolute magnitude (M) is re-calibrated according to the local H_0 , as in Dainotti et al. (2021). In this way, the tabulated values of μ_{obs} are considered for the cosmological analysis. The statistical uncertainties on the μ_{obs} are included in the matrix D_{stat} , while the systematic ones are in C_{sys} . The total covariance matrix, that is used in the binning approach, is obtained by their sum:

$$C = D_{stat} + C_{sys}. \quad (12)$$

The same structure of the data release can be found in the Pantheon+ catalog (Scolnic et al., 2022b).

4. Methodology: binned trend analysis

The methodology applied in this work follows Dainotti et al. (2021). The Pantheon sample of 1048 SNe Ia is partitioned

into K equally sized bins, choosing $K = 3, 4, 20$, and 40 . This binning method proved itself to be effective to test for consistency in cosmological parameters estimation. In Dainotti et al. (2024); Dainotti et al. (2024b), the selection of QSO bins size is performed such that the statistics in each of the $k = 1, 2, \dots, K$ bins is not reduced significantly and the local features of the cosmological parameters in each bin are still observable, not dominated by scatter (statistical fluctuations).

It could be argued that bin splitting may induce some boundary effect at the edges of the redshift-ordered bins. Considering a more coarse-grained division of the SNe Ia sample, say $K = 4$ bins, any SN Ia that appears to be an outlier for the Hubble diagram would be included in a relatively large set of SNe, whose effect may be smeared out that otherwise might affect estimates over finer bins divisions (larger K). As observed in Dainotti et al. (2021), and further below in the present analysis, the parameters of interest that are estimated from the fitting results obtained over K bins appear independent of course graining (defined by K) in the present binning of the Pantheon data, essentially within 1σ . In the work by Dainotti et al. (in preparation), furthermore, binning by equal volume instead also shows no change in trends in analyzing the Pantheon sample. To create the SNe Ia bins, an *ad hoc* code is written in *Wolfram Mathematica*. The code extracts sequentially the SNe starting from a given position (according to the redshift) and proceeds with a chosen number of SNe where each bin is equally populated. With our code, it is possible to extract, for example, for 4 redshift bins in the Pantheon sample, $1048/4 = 262$ SNe Ia in each bin with an increasing redshift order. For each redshift bin, the elements of the matrix for each SNe Ia are moved in the correct position accordingly, namely the code extracts the corresponding submatrices, including also systematic errors. The extracted full covariance matrix contains elements associated with the SNe Ia with the redshifts within the considered bin. This code property can be beneficial since the aim is to extract redshift-ordered bins, providing the observed distance moduli, the redshift, and the elements of the inverse covariance matrix. The code will be available for the readers upon reasonable request. The M parameter requires a calibration to the local values of the H_0 . To this end, adopting the same approach as Dainotti et al. (2021), M is estimated in the first bin ($k = 1$) of each division is normalized to the same value:

$$H_{0,1} = 73.5 \text{ km s}^{-1} \text{ Mpc}^{-1}, \quad (13)$$

compatible with the majority of local constraints. Estimates of M are then kept fixed for the remaining bins in each partition of size K . The values of M for Λ CDM used here are reproduced from Dainotti et al. (2021), included in Table 1 alongside the new results for S CDM. After fixing M , for each bin $k = 1, 2, \dots, K$, the sub-covariance matrix and the values of μ_{obs} are extracted. With these elements, the χ^2 test is performed with

$$\chi^2 = \Delta\mu^T C^{-1} \Delta\mu, \quad (14)$$

where $\Delta\mu = \mu_{obs} - \mu_{th}$, where μ_{th} is the theoretical distance moduli with a given cosmological setting. Through the Markov

Chain Monte Carlo (MCMC) approach the posterior distributions for H_0 are sampled together with their mean values and standard deviations, assuming a large range of flat priors such that $60 \leq H_0 \leq 80$. The total matter density is fixed to $\Omega_{M,0} = 0.298$ according to the value in Scolnic et al. (2018) since we use this data release. The mean and the standard deviation of the $H_{0,k}$ resulting from each bin k are then given a weighted non-linear fit

$$f(z) = \frac{H'_0}{(1+z)^\alpha} \quad (15)$$

in the two parameters H'_0 and α . The index α is our diagnostic for a possible trend in $H_{0,k}$, providing a test of the null-hypothesis of no trend for a correct cosmological model, based on $H_{0,k}$ over each bin with mean z_k ($k = 1, 2, \dots, K$) including the the 1σ STD in the estimate $H_{0,k}$. After the fit (15), a possible trend is quantified also by the percentage difference between $H_{0,k}$ and $H_{0,K}$,

$$\Delta_{\%} = \frac{|H_{0,K} - H_{0,1}|}{\sqrt{\sigma_{H_{0,K}}^2 + \sigma_{H_{0,1}}^2}}, \quad (16)$$

where the STDs refer to the uncertainties in the model fits to each individual bin.

5. Discussion of the results

5.1. Results for the Pantheon sample

Table 1 summarizes the current results for S CDM and the previous Λ CDM side-by-side based on the fits (15). The latter is included from Dainotti et al. (2021), whose trend measured by α is consistent with zero (the null-hypothesis) within 2.0σ . In contrast, S CDM shows a trend by α inconsistent with zero at a significance of 5.3σ (3 bins) with higher significance inferred from analysis with a larger number of bins. For S CDM, α estimates for different K are consistent withing 1σ .

For Λ CDM, the percentage differences $\Delta_{\%}$ between $H_{0,1}$ and $H_{0,K}$ are modest, ranging from 0.9σ to 1.0σ . In contrast, S CDM shows a significant change at 4.4σ to 10.9σ significance, which result shows no appreciable dependence on the number of bins K .

This outcome for significant trending and large $\Delta_{\%}$ in S CDM is expected based on Fig. 1 and (11). Recall that $H_{0,k}$ represents an extrapolation of data to the left ($z = 0$) away from the mean $z_k > 0$ of bin k . For the steep slope along an essentially straight-line Hubble diagram of S CDM, this extrapolation explains a drop that varies essentially linearly with z_k , evident in Figs. 2, 3, 4, and 5.

In contrast, the slope of the Hubble diagram of Λ CDM is relatively modest, based on Fig. 1 and (11). This leaves a modest trending and relatively small $\Delta_{\%}$. While not statistically significant, these two quantities appear with a modest deviation from zero.

In Figs. 2, 3, 4, and 5, note that the fits to Λ CDM and S CDM intersect at $z = 0$ at $H_0 = 73.5$ by construction, based on the normalization (13). For $K = 3, 4$, in fact, $\Delta_{\%} \simeq 10$ agrees with the drop of about 11% anticipated by Fig. 1. For more refined

Pantheon, 3 bins, Varying H_0					
Model	H'_0	α	α/σ_α	$\Delta\%$	$M \pm \sigma_M$
Λ CDM	73.577 ± 0.106	0.009 ± 0.004	2.0	0.9	-19.245 ± 0.006
S Λ CDM	73.939 ± 0.359	0.098 ± 0.018	5.3	9.6	-19.212 ± 0.005
Pantheon, 4 bins, Varying H_0					
Model	H'_0	α	α/σ_α	$\Delta\%$	$M \pm \sigma_M$
Λ CDM	73.493 ± 0.144	0.008 ± 0.006	1.5	0.9	-19.246 ± 0.008
S Λ CDM	73.515 ± 0.278	0.096 ± 0.011	8.5	10.9	-19.291 ± 0.007
Pantheon, 20 bins, Varying H_0					
Model	H'_0	α	α/σ_α	$\Delta\%$	$M \pm \sigma_M$
Λ CDM	73.222 ± 0.262	0.014 ± 0.010	1.3	1.0	-19.262 ± 0.014
S Λ CDM	72.580 ± 0.180	0.113 ± 0.009	12.3	6.0	-19.258 ± 0.018
Pantheon, 40 bins, Varying H_0					
Model	H'_0	α	α/σ_α	$\Delta\%$	$M \pm \sigma_M$
Λ CDM	73.669 ± 0.223	0.016 ± 0.009	1.8	0.7	-19.250 ± 0.021
S Λ CDM	73.471 ± 0.180	0.119 ± 0.009	13.6	4.4	-19.234 ± 0.023

Table 1: Table with the $f(z)$ fitting results for Λ CDM and S Λ CDM in the Pantheon sample. First column: the cosmological model. Second column: the value of $H'_0 \pm \sigma_{H'_0}$ from the fitting. Third and fourth columns: the value of $\alpha \pm \sigma_\alpha$ and the number of σ in which it is compatible with zero, respectively. Fifth column: the percentage difference in each case. Last column: the value of M estimated from the first bin of each division. The values related to Λ CDM are reproduced from Dainotti et al. (2021).

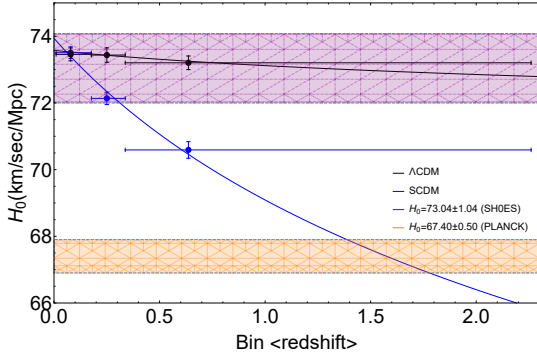


Figure 2: Fitting of $f(z)$ in the 3 bins cases: Λ CDM (black line and markers) and S Λ CDM (blue line and markers). In purple, the confidence interval for H_0 estimated through SH0ES (Riess et al., 2022) is depicted, while in orange the same plot is performed considering H_0 from Planck CMB analysis (Aghanim et al., 2020). The Λ CDM data and fitting line are reproduced from Dainotti et al. (2021).

binning ($K = 20, 40$), $\Delta\%$ is smaller by a factor of about two, yet remains significant.

In searches to address the H_0 -tension problem by models beyond Λ CDM, it can be concluded, based on Table 1 and (11), that a preferred search is for models which $q_0 < q_0^\Lambda$ rather than $q_0 > q_0^\Lambda$ demonstrated by S Λ CDM.

5.2. The S Λ CDM model with Pantheon+

Here, the results of S Λ CDM cosmology through Pantheon+ are presented. The Pantheon+ (Scolnic et al., 2022b) collects 1701 lightcurves (gathered from 1550 SNe Ia with spectroscopic confirmation) and expands the Pantheon sample. The redshift spans in $0.001 < z < 2.259$, being built up from 18 different surveys. The total matter density today in the Pantheon+ has been fixed to $\Omega_{M,0} = 0.334$ following Brout et al. (2022). As a remark, in the Pantheon+ analysis, the value of M has not been estimated given that the values of μ_{obs} provided in the

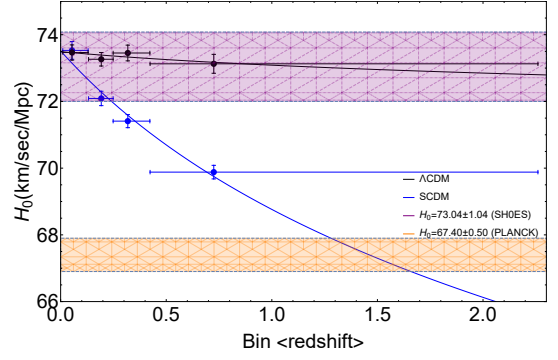


Figure 3: Fitting of $f(z)$ in the 4 bins cases: Λ CDM (black line and markers) and S Λ CDM (blue line and markers). In purple, the confidence interval for H_0 estimated through SH0ES (Riess et al., 2022) is depicted, while in orange the same plot is performed considering H_0 from Planck CMB analysis (Aghanim et al., 2020). The Λ CDM data and fitting line are reproduced from Dainotti et al. (2021).

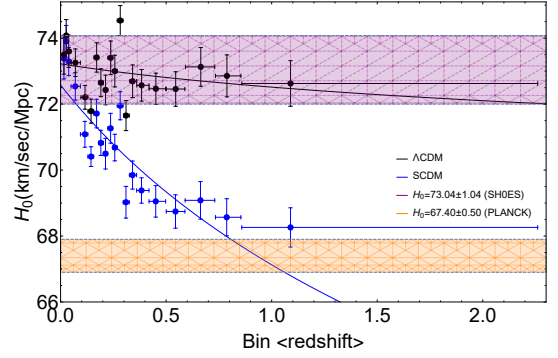


Figure 4: Fitting of $f(z)$ in the 20 bins cases: Λ CDM (black line and markers) and S Λ CDM (blue line and markers). In purple, the confidence interval for H_0 estimated through SH0ES (Riess et al., 2022) is depicted, while in orange the same plot is performed considering H_0 from Planck CMB analysis (Aghanim et al., 2020). The Λ CDM data and fitting line are reproduced from Dainotti et al. (2021).

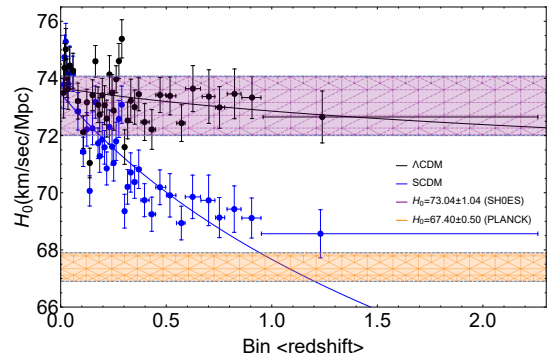


Figure 5: Fitting of $f(z)$ in the 40 bins cases: Λ CDM (black line and markers) and S Λ CDM (blue line and markers). In purple, the confidence interval for H_0 estimated through SH0ES (Riess et al., 2022) is depicted, while in orange the same plot is performed considering H_0 from Planck CMB analysis (Aghanim et al., 2020). The Λ CDM data and fitting line are reproduced from Dainotti et al. (2021).

Pantheon+, Λ CDM, Varying H_0				
Bins	H'_0	α	α/σ_α	$\Delta_\%$
3	72.507 ± 0.293	0.078 ± 0.016	4.8	7.0
4	72.490 ± 0.190	0.081 ± 0.011	7.4	6.5
20	72.340 ± 0.136	0.077 ± 0.008	9.7	2.9
40	72.200 ± 0.126	0.071 ± 0.007	9.6	1.8

Table 2: Fit parameters for $f(z)$ in the Pantheon+ bins, assuming the Λ CDM. First column: the number of Pantheon+ bins. Second column: the value of $H'_0 \pm \sigma_{H'_0}$ from the fitting. Third and fourth columns: the value of $\alpha \pm \sigma_\alpha$ and the number of σ in which it is compatible with zero, respectively. Fifth column: the percentage difference.

data release of Scolnic et al. (2022b) have been computed using SH0ES 2022 Cepheid distances as local constraints (Riess et al., 2022). The plots in Figure 6 are related to the 3, 4, 20, and 40 bins cases. According to the results, the α parameter that marks out any evolution of H_0 with redshift shows compatibility with zero in a range from 4.8σ to 9.7σ . The results of these plots are reported in Table 2. Interestingly, all the α values are compatible in 1σ . Furthermore, considering the percentage differences between the local values of H_0 and the one at the farthest bin, the $\Delta_\%$ ranges from 1.8 up to 7.0. Looking at the $\Delta_\%$, it shows a decreasing trend with the number of bins. Interestingly, this is observed for the Pantheon+ case and not for the Pantheon one. Finally, the α values in the case of 20 and 40 Λ CDM bins with Pantheon+ provide a slower evolution (smaller α value) without the compatibility in 1σ if compared to the same case of Pantheon sample. This could be due to the different calibration processes and data coverage behind the two SNe Ia catalogs. The report in Table 2 suggests the same conclusion as the one drawn from the Pantheon sample inspection.

6. Summary and conclusions

A pronounced downward trend is detected in the $H_{0,k}$ estimates with mean redshift z_k of binned Pantheon data. This trend appears reliable across different number of bins. This observed evolution of H_0 in the Pantheon sample is thereby confirmed consistent with the robustness in the analysis of Λ CDM (Dainotti et al., 2021, 2022a). It is relevant to observe how extending this analysis to the Pantheon+ sample show very similar trends. This trend is manifest in $\Delta_\%$ consistent with what is anticipated based on Fig. 1 when K is modest, though somewhat less when K is large.

In light of the H_0 -tension, the current findings (Tables 1 and 2) in light of (11) suggest searching for models with q_0 below that of Λ CDM, rather than q_0 closer to zero as in Λ CDM. Conversely, these results support the need for high-resolution observations of q_0 . Though notoriously challenging to limit scatter in model-independent analysis of the LDL, these independent q_0 estimates (Camarena and Marra, 2020a,b) are consistent with the present conclusions.

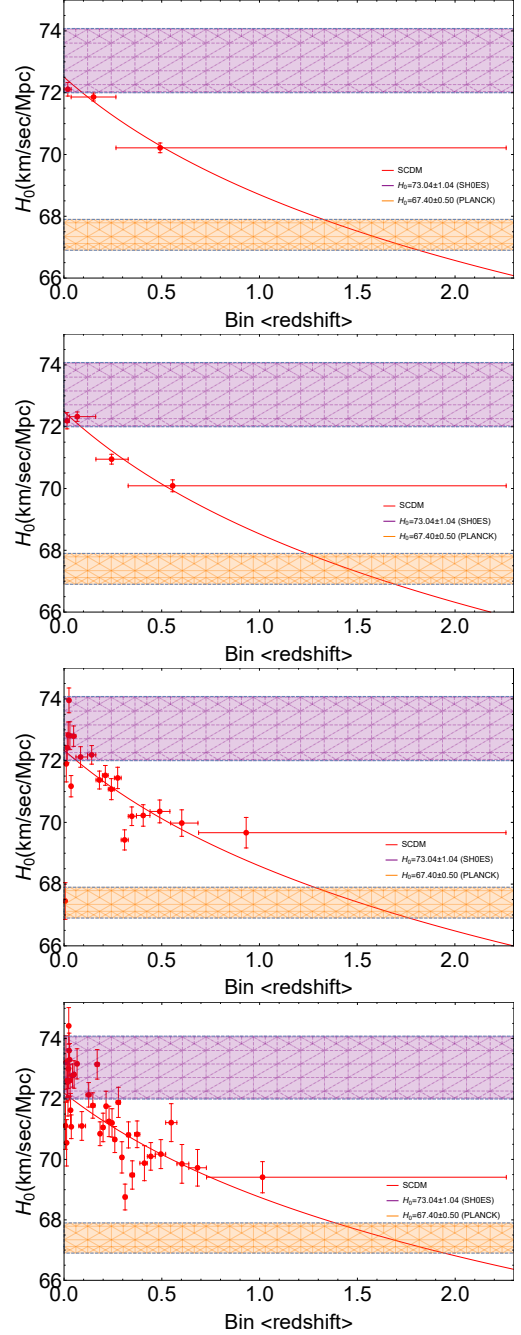


Figure 6: Fitting of $f(z)$ in the 3 bins (first panel), 4 bins (second panel), 20 bins (third panel) and 40 bins (fourth panel) of the Pantheon+ sample assuming the Λ CDM model. The purple and orange shaded areas have the same meaning as the ones in Figures 2, 3, 4, and 5.

Acknowledgements

BDS acknowledges the support for the accomodation from the National Astronomical Observatory of Japan (NAOJ). MvP acknowledges NRF grant No. RS-2024- 00334550 of Korea. BDS acknowledges the financial support from the University of Salerno, INFN - Gruppo Collegato di Salerno, and the FARB funding.

References

Abchouyeh, M.A., van Putten, M.H.P.M., 2021. Late-time universe, H_0 -tension, and unparticles. *Phys. Rev. D* 104, 083511. URL: <https://link.aps.org/doi/10.1103/PhysRevD.104.083511>, doi:10.1103/PhysRevD.104.083511.

Abdalla, E., Abellán, G.F., Aboubrahim, A., Agnello, A., Akarsu, Ö., Akrami, Y., Alestas, G., Aloni, D., Amendola, L., Anchordoqui, L.A., Anderson, R.I., Arendse, N., Asgari, M., Ballardini, M., Barger, V., Basilakos, S., Batista, R.C., Battistelli, E.S., Battye, R., Benetti, M., Benisty, D., Berlin, A., de Bernardis, P., Berti, E., Bidenko, B., Birrer, S., Blakeslee, J.P., Boddy, K.K., Bom, C.R., Bonilla, A., Borghi, N., Bouchet, F.R., Braglia, M., Buchert, T., Buckley-Geer, E., Calabrese, E., Caldwell, R.R., Camarena, D., Capozziello, S., Casertano, S., Chen, G.C.F., Chluba, J., Chen, A., Chen, H.Y., Chudaykin, A., Cicoli, M., Copi, C.J., Courbin, F., Cyr-Racine, F.Y., Czerny, B., Dainotti, M., D’Amico, G., Davis, A.C., de Cruz Pérez, J., de Haro, J., Delabrouille, J., Denton, P.B., Dhawan, S., Dienes, K.R., Di Valentino, E., Du, P., Eckert, D., Escamilla-Rivera, C., Ferté, A., Finelli, F., Fosalba, P., Freedman, W.L., Frusciante, N., Gaztañaga, E., Giarè, W., Giusarma, E., Gómez-Valent, A., Handley, W., Harrison, I., Hart, L., Hazra, D.K., Heavens, A., Heinesen, A., Hildebrandt, H., Hill, J.C., Hogg, N.B., Holz, D.E., Hooper, D.C., Hosseininejad, N., Huterer, D., Ishak, M., Ivanov, M.M., Jaffe, A.H., Jang, I.S., Jedamzik, K., Jimenez, R., Joseph, M., Joudaki, S., Kamionkowski, M., Karwal, T., Kazantzidis, L., Keeley, R.E., Klasein, M., Komatsu, E., Koopmans, L.V.E., Kumar, S., Lamagna, L., Lazkoz, R., Lee, C.C., Lesgourgues, J., Levi Said, J., Lewis, T.R., L’Huillier, B., Lucca, M., Maartens, R., Macri, L.M., Marfatia, D., Marra, V., Martins, C.J.A.P., Masi, S., Matarrese, S., Mazumdar, A., Melchiorri, A., Mena, O., Mersini-Houghton, L., Mertens, J., Milaković, D., Minami, Y., Miranda, V., Moreno-Pulido, C., Moresco, M., Mota, D.F., Mottola, E., Mozzon, S., Muir, J., Mukherjee, A., Mukherjee, S., Naselsky, P., Nath, P., Nesseris, S., Niedermann, F., Notari, A., Nunes, R.C., Ó Colgáin, E., Owens, K.A., Özülker, E., Pace, F., Paliathanasis, A., Palmese, A., Pan, S., Paoletti, D., Perez Bergliaffa, S.E., Perivolaropoulos, L., Pesce, D.W., Pettorino, V., Philcox, O.H.E., Pogosian, L., Poulin, V., Poulot, G., Raveri, M., Reid, M.J., Renzi, F., Riess, A.G., Sabla, V.I., Salucci, P., Salzano, V., Saridakis, E.N., Sathyaprakash, B.S., Schmaltz, M., Schöneberg, N., Scolnic, D., Sen, A.A., Sehgal, N., Shafieloo, A., Sheikh-Jabbari, M.M., Silk, J., Silvestri, A., Skara, F., Sloth, M.S., Soares-Santos, M., Solà Peracaula, J., Songsheng, Y.Y., Soriano, J.F., Staicova, D., Starkman, G.D., Szapudi, I., Teixeira, E.M., Thomas, B., Treu, T., Trott, E., van de Bruck, C., Vazquez, J.A., Verde, L., Visinelli, L., Wang, D., Wang, J.M., Wang, S.J., Watkins, R., Watson, S., Webb, J.K., Weiner, N., Weltman, A., Witte, S.J., Wojtak, R., Yadav, A.K., Yang, W., Zhao, G.B., Zumalacárregui, M., 2022. Cosmology intertwined: A review of the particle physics, astrophysics, and cosmology associated with the cosmological tensions and anomalies. *Journal of High Energy Astrophysics* 34, 49–211. doi:10.1016/j.jheap.2022.04.002, arXiv:2203.06142.

Aboubrahim, A., Klasein, M., Nath, P., 2022. Analyzing the Hubble tension through hidden sector dynamics in the early universe. *Journal of Cosmology and Astroparticle Physics* 2022, 042. doi:10.1088/1475-7516/2022/04/042, arXiv:2202.04453.

Adil, S.A., Gangopadhyay, M.R., Sami, M., Sharma, M.K., 2021. Late-time acceleration due to a generic modification of gravity and the Hubble tension. *Physical Review D* 104, 103534. doi:10.1103/PhysRevD.104.103534, arXiv:2106.03093.

Aghanim, N., Akrami, Y., Ashdown, M., Aumont, J., Baccigalupi, C., Ballardini, M., et al., 2020 641, A6. doi:10.1051/0004-6361/201833910, arXiv:1807.06209.

Alestas, G., Perivolaropoulos, L., Tanidis, K., 2022. Constraining a late time transition of g_{eff} using low- z galaxy survey data. arXiv:2201.05846.

Alexandre, B., Magueijo, J., 2022. Possible quantum effects at the transition from cosmological deceleration to acceleration. *Physical Review D* 106, 063520. doi:10.1103/PhysRevD.106.063520, arXiv:2207.03854.

Ambjorn, J., Watabiki, Y., 2021. Easing the hubble constant tension? arXiv:2111.05087.

Anderson, R.I., 2024. On Cepheid distances in the H_0 measurement. arXiv e-prints , arXiv:2403.02801doi:10.48550/arXiv.2403.02801, arXiv:2403.02801.

Bargiacchi, G., Dainotti, M.G., Capozziello, S., 2024a. High-redshift Cosmology by Gamma-Ray Bursts: an overview. arXiv e-prints , arXiv:2408.10707doi:10.48550/arXiv.2408.10707, arXiv:2408.10707.

Bargiacchi, G., Dainotti, M.G., Capozziello, S., 2024b. High-redshift Cosmology by Gamma-Ray Bursts: an overview. arXiv e-prints , arXiv:2408.10707doi:10.48550/arXiv.2408.10707, arXiv:2408.10707.

Bargiacchi, G., Dainotti, M.G., Nagataki, S., Capozziello, S., 2023. Gamma-ray bursts, quasars, baryonic acoustic oscillations, and supernovae Ia: new statistical insights and cosmological constraints. *Monthly Notices of the Royal Astronomical Society* 521, 3909–3924. doi:10.1093/mnras/stad763, arXiv:2303.07076.

Benevento, G., Kable, J.A., Addison, G.E., Bennett, C.L., 2022. An Exploration of an Early Gravity Transition in Light of Cosmological Tensions. *The Astrophysical Journal* 935, 156. doi:10.3847/1538-4357/ac80fd, arXiv:2202.09356.

Betoule, M., Kessler, R., Guy, J., Mosser, J., Hardin, D., Biswas, R., Astier, P., El-Hage, P., König, M., Kuhlmann, S., Marriner, J., Pain, R., Regnault, N., Bolland, C., Bassett, B.A., Brown, P.J., Campbell, H., Carlberg, R.G., Cellier-Holzem, F., Cinabro, D., Conley, A., D’Andrea, C.B., DePoy, D.L., Doi, M., Ellis, R.S., Fabbro, S., Filippenko, A.V., Foley, R.J., Frieman, J.A., Fouchez, D., Galbany, L., Goobar, A., Gupta, R.R., Hill, G.J., Hlozek, R., Hogan, C.J., Hook, I.M., Howell, D.A., Jha, S.W., Le Guillou, L., Leloudas, G., Lidman, C., Marshall, J.L., Möller, A., Mourão, A.M., Neveu, J., Nichol, R., Olmstead, M.D., Palanque-Delabrouille, N., Perlmutter, S., Prieto, J.L., Pritchet, C.J., Richmond, M., Riess, A.G., Ruhlmann-Kleider, V., Sako, M., Schahmanche, K., Schneider, D.P., Smith, M., Sollerman, J., Sullivan, M., Walton, N.A., Wheeler, C.J., 2014. Improved cosmological constraints from a joint analysis of the SDSS-II and SNLS supernova samples. *Astronomy & Astrophysics* 568, A22. doi:10.1051/0004-6361/201423413, arXiv:1401.4064.

Birrer, S., Millon, M., Sluse, D., Shajib, A.J., Courbin, F., Erickson, S., Koopmans, L.V.E., Suyu, S.H., Treu, T., 2024. Time-Delay Cosmography: Measuring the Hubble Constant and Other Cosmological Parameters with Strong Gravitational Lensing. *Space Science Reviews* 220, 48. doi:10.1007/s11214-024-01079-w, arXiv:2210.10833.

Breival, L., Riess, A.G., Kervella, P., Anderson, R.I., Romaniello, M., 2022. An Improved Calibration of the Wavelength Dependence of Metallicity on the Cepheid Leavitt Law. *The Astrophysical Journal* 939, 89. doi:10.3847/1538-4357/ac97e2, arXiv:2205.06280.

Briffa, R., Escamilla-Rivera, C., Said, J.L., Mifsud, J., 2023. $f(T, B)$ Gravity in the late Universe in the context of local measurements. *Physics of the Dark Universe* 39, 101153. doi:10.1016/j.dark.2022.101153, arXiv:2205.13560.

Brout, D., Scolnic, D., Popovic, B., Riess, A.G., Carr, A., Zuntz, J., Kessler, R., Davis, T.M., Hinton, S., Jones, D., Kenworthy, W.D., Peterson, E.R., Said, K., Taylor, G., Ali, N., Armstrong, P., Charvu, P., Dwomoh, A., Meldorf, C., Palmese, A., Qu, H., Rose, B.M., Sanchez, B., Stubbs, C.W., Vincenzi, M., Wood, C.M., Brown, P.J., Chen, R., Chambers, K., Coulter, D.A., Dai, M., Dimitriadis, G., Filippenko, A.V., Foley, R.J., Jha, S.W., Kelsey, L., Kirshner, R.P., Möller, A., Muir, J., Nadathur, S., Pan, Y.C., Rest, A., Rojas-Bravo, C., Sako, M., Siebert, M.R., Smith, M., Stahl, B.E., Wiseman, P., 2022. The Pantheon+ Analysis: Cosmological Constraints. *The Astrophysical Journal* 938, 110. doi:10.3847/1538-4357/ac8e04, arXiv:2202.04077.

Buen-Abad, M.A., Chacko, Z., Kilic, C., Marques-Tavares, G., Youn, T., 2023. Stepped partially acoustic dark matter: likelihood analysis and cosmological tensions. *Journal of Cosmology and Astroparticle Physics* 2023, 005. doi:10.1088/1475-7516/2023/11/005, arXiv:2306.01844.

Camarena, D., Marra, V., 2020a. A new method to build the (inverse) dis-

- tance ladder. *MNRAS* 495, 2630–2644. doi:10.1093/mnras/staa770, arXiv:1910.14125.
- Camarena, D., Marra, V., 2020b. Local determination of the Hubble constant and the deceleration parameter. *Physical Review Research* 2, 013028. doi:10.1103/PhysRevResearch.2.013028, arXiv:1906.11814.
- Cao, S., Dainotti, M., Ratra, B., 2022a. Gamma-ray burst data strongly favour the three-parameter fundamental plane (Dainotti) correlation over the two-parameter one. *Monthly Notices of the Royal Astronomical Society* 516, 1386–1405. doi:10.1093/mnras/stac2170, arXiv:2204.08710.
- Cao, S., Khadka, N., Ratra, B., 2022b. Standardizing Dainotti-correlated gamma-ray bursts, and using them with standardized Amati-correlated gamma-ray bursts to constrain cosmological model parameters. *Monthly Notices of the Royal Astronomical Society* 510, 2928–2947. doi:10.1093/mnras/stab3559, arXiv:2110.14840.
- Cardone, V.F., Capozziello, S., Dainotti, M.G., 2009. An updated gamma-ray bursts Hubble diagram. *Monthly Notices of the Royal Astronomical Society* 400, 775–790. URL: <https://doi.org/10.1111/j.1365-2966.2009.15456.x>, doi:10.1111/j.1365-2966.2009.15456.x.
- Carlevaro, N., Montani, G., Lattanzi, M., 2011. On the Viability of a Non-Analytical $f(R)$ -Theory, in: Odintsov, S.D., Sáez-Gómez, D., Xambó-Descamps, S. (Eds.), *Cosmology, Quantum Vacuum and Zeta Functions*, volume 137, p. 227. doi:10.1007/978-3-642-19760-4_21.
- Cervantes-Cota, J.L., Galindo-Uribarri, S., Smoot, G.F., 2023. The Unsettled Number: Hubble’s Tension. *Universe* 9, 501. doi:10.3390/universe9120501, arXiv:2311.07552.
- Chevallier, M., Polarski, D., 2001. Accelerating Universes with Scaling Dark Matter. *International Journal of Modern Physics D* 10, 213–223. doi:10.1142/S0218271801000822, arXiv:gr-qc/0009008.
- Cline, J.M., Puel, M., Toma, T., Wang, Q.S., 2023. Phantom fluid cosmology: Impact of a phantom hidden sector on cosmological observables. *Physical Review D* 108, 095033. doi:10.1103/PhysRevD.108.095033, arXiv:2308.12989.
- Cucchiara, A., Levan, A.J., Fox, D.B., Tanvir, N.R., Ukwatta, T.N., Berger, E., Krühler, T., Yoldaş, A.K., Wu, X.F., Toma, K., Greiner, J., Olivares, F.E., Rowlinson, A., Amati, L., Sakamoto, T., Roth, K., Stephens, A., Fritz, A., Fynbo, J.P.U., Hjorth, J., Malesani, D., Jakobsson, P., Wiersema, K., O’Brien, P.T., Soderberg, A.M., Foley, R.J., Fruchter, A.S., Rhoads, J., Rutledge, R.E., Schmidt, B.P., Dopita, M.A., Podsiadlowski, P., Willingale, R., Wolf, C., Kulkarni, S.R., D’Avanzo, P., 2011. A PHOTOMETRIC REDSHIFT OF $z \sim 9.4$ FOR GRB 090429b 736, 7. URL: <https://doi.org/10.1088/0004-637x/736/1/7>, doi:10.1088/0004-637x/736/1/7.
- Cuesta, A.J., Gómez, M.E., Illana, J.I., Masip, M., 2021. Cosmology of an Axion-Like Majoron. arXiv:2109.07336.
- Dainotti, M., Bargiacchi, G., Bogdan, M., Capozziello, S., Nagataki, S., 2024a. On the statistical assumption on the distance moduli of supernovae Ia and its impact on the determination of cosmological parameters. *Journal of High Energy Astrophysics* 41, 30–41. doi:<https://doi.org/10.1016/j.jheap.2024.01.001>.
- Dainotti, M.G., Bargiacchi, G., Lenart, A.L., Capozziello, S., 2024b. The scavenger hunt for quasar samples to be used as cosmological tools. *Galaxies* 12. URL: <https://www.mdpi.com/2075-4434/12/1/4>, doi:10.3390/galaxies12010004.
- Dainotti, M.G., Bargiacchi, G., Lenart, A.L., Nagataki, S., Capozziello, S., 2023a. Quasars: Standard Candles up to $z = 7.5$ with the Precision of Supernovae Ia. *The Astrophysical Journal* 950, 45. doi:10.3847/1538-4357/accea0, arXiv:2305.19668.
- Dainotti, M.G., De Simone, B., Schiavone, T., Montani, G., Rinaldi, E., Lambiase, G., 2021. On the Hubble Constant Tension in the SNe Ia Pantheon Sample. *The Astrophysical Journal* 912, 150. doi:10.3847/1538-4357/abeb73, arXiv:2103.02117.
- Dainotti, M.G., De Simone, B.D., Schiavone, T., Montani, G., Rinaldi, E., Lambiase, G., Bogdan, M., Ugale, S., 2022a. On the Evolution of the Hubble Constant with the SNe Ia Pantheon Sample and Baryon Acoustic Oscillations: A Feasibility Study for GRB-Cosmology in 2030. *Galaxies* 10, 24. doi:10.3390/galaxies10010024, arXiv:2201.09848.
- Dainotti, M.G., Hernandez, X., Postnikov, S., Nagataki, S., O’Brien, P., Willingale, R., Striegel, S., 2017. A Study of the Gamma-Ray Burst Fundamental Plane. *The Astrophysical Journal* 848, 88. doi:10.3847/1538-4357/aa8a6b, arXiv:1704.04908.
- Dainotti, M.G., Lenart, A.L., Chraya, A., Sarracino, G., Nagataki, S., Fraija, N., Capozziello, S., Bogdan, M., 2023b. The gamma-ray bursts fundamental plane correlation as a cosmological tool. *Monthly Notices of the Royal Astronomical Society* 518, 2201–2240. doi:10.1093/mnras/stac2752, arXiv:2209.08675.
- Dainotti, M.G., Lenart, A.L., Yengejeh, M.G., Chakraborty, S., Fraija, N., Di Valentino, E., Montani, G., 2024. A new binning method to choose a standard set of Quasars. *Physics of the Dark Universe* 44, 101428. doi:10.1016/j.dark.2024.101428, arXiv:2401.12847.
- Dainotti, M.G., Nielson, V., Sarracino, G., Rinaldi, E., Nagataki, S., Capozziello, S., Gnedin, O.Y., Bargiacchi, G., 2022b. Optical and X-ray GRB Fundamental Planes as cosmological distance indicators. *Monthly Notices of the Royal Astronomical Society* 514, 1828–1856. doi:10.1093/mnras/stac1141, arXiv:2203.15538.
- Dainotti, M.G., Sarracino, G., Capozziello, S., 2022. Gamma-ray bursts, supernovae Ia, and baryon acoustic oscillations: A binned cosmological analysis. *Publications of the Astronomical Society of Japan* 74, 1095–1113. URL: <https://doi.org/10.1093/pasj/psac057>, doi:10.1093/pasj/psac057.
- Di Valentino, E., Mena, O., Pan, S., Visinelli, L., Yang, W., Melchiorri, A., Mota, D.F., Riess, A.G., Silk, J., 2021. In the realm of the Hubble tension – a review of solutions. *Classical and Quantum Gravity* 38, 153001. URL: <http://dx.doi.org/10.1088/1361-6382/ac086d>, doi:10.1088/1361-6382/ac086d, arXiv:2103.01183.
- Escamilla, L.A., Fiorucci, D., Montani, G., Di Valentino, E., 2024. Exploring the Hubble tension with a late time Modified Gravity scenario. *Physics of the Dark Universe* 46, 101652. doi:10.1016/j.dark.2024.101652, arXiv:2408.04354.
- Fanizza, G., Fiorini, B., Marozzi, G., 2021. Cosmic variance of H_0 in light of forthcoming high-redshift surveys. *Phys. Rev. D* 104, 083506. URL: <https://link.aps.org/doi/10.1103/PhysRevD.104.083506>, doi:10.1103/PhysRevD.104.083506.
- Fung, L.W., Li, L., Liu, T., Luu, H.N., Qiu, Y.C., Tye, S.H.H., 2021. The Hubble Constant in the Axi-Higgs Universe. arXiv:2105.01631.
- Ghosh, S., Kumar, S., Tsai, Y., 2021. Free-streaming and Coupled Dark Radiation Isocurvature Perturbations: Constraints and Application to the Hubble Tension. arXiv:2107.09076.
- Giarè, W., 2024. Inflation, the Hubble tension, and early dark energy: An alternative overview. *Physical Review D* 109, 123545. doi:10.1103/PhysRevD.109.123545, arXiv:2404.12779.
- Gómez-Valent, A., Zheng, Z., Amendola, L., Wetterich, C., Pettorino, V., 2022. Coupled and uncoupled early dark energy, massive neutrinos, and the cosmological tensions. *Physical Review D* 106, 103522. doi:10.1103/PhysRevD.106.103522, arXiv:2207.14487.
- Gonçalves, T.B., Rosa, J.L., Lobo, F.S.N., 2022. Cosmological sudden singularities in $f(R, T)$ gravity. *European Physical Journal C* 82, 418. doi:10.1140/epjc/s10052-022-10371-4, arXiv:2203.11124.
- Hansen, S.H., 2021. Accelerated expansion induced by dark matter with two charges. *Monthly Notices of the Royal Astronomical Society: Letters* 508, 22–25. URL: <https://doi.org/10.1093/mnrasl/slab103>, doi:10.1093/mnrasl/slab103.
- Hu, J.P., Wang, F.Y., 2022. Revealing the late-time transition of H_0 : relieve the Hubble crisis. *Monthly Notices of the Royal Astronomical Society* 517, 576–581. doi:10.1093/mnras/stac2728, arXiv:2203.13037.
- Javanmardi, B., Mérand, A., Kervella, P., Breuval, L., Gallenne, A., Nardetto, N., Gieren, W., Pietrzyński, G., Hocdé, V., Borgniet, S., 2021. Inspecting the Cepheid Distance Ladder: the Hubble Space Telescope Distance to the SN Ia Host Galaxy NGC 5584. *The Astrophysical Journal* 911, 12. doi:10.3847/1538-4357/abe7e5, arXiv:2102.12489.
- Jesus, J.F., 2017. Exact Solution for Flat Scale-Invariant Cosmology. arXiv e-prints , arXiv:1712.00697doi:10.48550/arXiv.1712.00697, arXiv:1712.00697.
- Jia, X.D., Hu, J.P., Wang, F.Y., 2023. Evidence of a decreasing trend for the Hubble constant. *Astronomy & Astrophysics* 674, A45. doi:10.1051/0004-6361/202346356, arXiv:2212.00238.
- Kitazawa, N., 2024. Hubble tension may indicate time-dependent dark matter comoving energy density. arXiv e-prints , arXiv:2403.03484doi:10.48550/arXiv.2403.03484, arXiv:2403.03484.
- Krishnan, C., Colgáin, E.Ó., Ruchika, Sen, A.A., Sheikh-Jabbari, M.M., Yang, T., 2020. Is there an early Universe solution to Hubble tension? *Physical Review D* 102, 103525. doi:10.1103/PhysRevD.102.103525, arXiv:2002.06044.
- Krishnan, C., O Colgáin, E., Sheikh-Jabbari, M.M., Yang, T., 2021.

- Running Hubble tension and a H_0 diagnostic. *Phys. Rev. D* 103, 103509. URL: <https://link.aps.org/doi/10.1103/PhysRevD.103.103509>, doi:10.1103/PhysRevD.103.103509.
- Kuzmichev, V.E., Kuzmichev, V.V., 2024. The Hubble tension from the standpoint of quantum cosmology. *European Physical Journal C* 84, 121. doi:10.1140/epjc/s10052-024-12490-6, arXiv:2211.16394.
- Lenart, A.L., Bargiacchi, G., Dainotti, M.G., Nagataki, S., Capozziello, S., 2023. A Bias-free Cosmological Analysis with Quasars Alleviating H_0 Tension. *The Astrophysical Journal Supplement* 264, 46. doi:10.3847/1538-4365/aca404, arXiv:2211.10785.
- Linder, E.V., 2003. Exploring the Expansion History of the Universe. *Physical Review Letters* 90, 091301. doi:10.1103/PhysRevLett.90.091301, arXiv:astro-ph/0208512.
- Maeder, A., 2017. An Alternative to the Λ CDM Model: The Case of Scale Invariance. *The Astrophysical Journal* 834, 194. doi:10.3847/1538-4357/834/2/194, arXiv:1701.03964.
- Marra, V., Perivolaropoulos, L., 2021. Rapid transition of g_{eff} at $z_t \approx 0.01$ as a possible solution of the hubble and growth tensions. *Physical Review D* 104. URL: <http://dx.doi.org/10.1103/PhysRevD.104.L021303>, doi:10.1103/physrevd.104.L021303.
- Miura, T., Tanaka, T., 2024. Remarks on overestimating the effects of inhomogeneities on the Hubble constant. *Journal of Cosmology and Astroparticle Physics* 2024, 126. doi:10.1088/1475-7516/2024/05/126, arXiv:2309.02288.
- Montani, G., Carlevaro, N., Dainotti, M.G., 2024. Running Hubble constant: evolutionary Dark Energy. arXiv e-prints, arXiv:2411.07060doi:10.48550/arXiv.2411.07060, arXiv:2411.07060.
- Montani, G., Carlevaro, N., Dainotti, M.G., 2024. Slow-rolling scalar dynamics as solution for the hubble tension. *Physics of the Dark Universe* 44, 101486. URL: <https://www.sciencedirect.com/science/article/pii/S2212686424000682>, doi:<https://doi.org/10.1016/j.dark.2024.101486>.
- Montani, G., Carlevaro, N., Escamilla, L.A., Di Valentino, E., 2024. Kinetic Model for Dark Energy – Dark Matter Interaction: Scenario for the Hubble Tension. arXiv e-prints, arXiv:2404.15977doi:10.48550/arXiv.2404.15977, arXiv:2404.15977.
- Moresco, M., et al., 2022. Unveiling the Universe with Emerging Cosmological Probes arXiv:2201.07241.
- Natarajan, P., Pacucci, F., Ricarte, A., Bogdán, Á., Goulding, A.D., Cappelluti, N., 2024. First Detection of an Overmassive Black Hole Galaxy UHZ1: Evidence for Heavy Black Hole Seed Formation from Direct Collapse. *The Astrophysical Journal Letters* 960, L1. doi:10.3847/2041-8213/ad0e76, arXiv:2308.02654.
- Nicolas, N., Rigault, M., Copin, Y., Graziani, R., Aldering, G., Briday, M., Kim, Y.L., Nordin, J., Perlmutter, S., Smith, M., 2021. Redshift evolution of the underlying type Ia supernova stretch distribution. *Astronomy & Astrophysics* 649, A74. doi:10.1051/0004-6361/202038447, arXiv:2005.09441.
- Nieuwenhuizen, T.M., 2024. Solution of the dark matter riddle within standard model physics: from black holes, galaxies and clusters to cosmology. *Frontiers in Astronomy and Space Sciences* 11, 1413816. doi:10.3389/fspas.2024.1413816, arXiv:2303.04637.
- Novikov, E.A., 2016. Quantum Modification of General Relativity. *Electron. J. Theor. Phys.* 13, 79–90.
- Nájera, A., Fajardo, A., 2021. Cosmological perturbation theory in $f(q, t)$ gravity. arXiv:2111.04205.
- Pedrotti, D., Jiang, J.Q., Escamilla, L.A., Santos da Costa, S., Vagnozzi, S., 2024. Multidimensionality of the Hubble tension: the roles of Ω_m and ω_c . arXiv e-prints, arXiv:2408.04530doi:10.48550/arXiv.2408.04530, arXiv:2408.04530.
- Perivolaropoulos, L., 2024. Hubble Tension or Distance Ladder Crisis? arXiv e-prints, arXiv:2408.11031doi:10.48550/arXiv.2408.11031, arXiv:2408.11031.
- Perivolaropoulos, L., Skara, F., 2021. Challenges for Λ CDM: An update. arXiv e-prints, arXiv:2105.05208arXiv:2105.05208.
- Perivolaropoulos, L., Skara, F., 2021. Hubble tension or a transition of the Cepheid Sn Ia calibrator parameters? arXiv:2109.04406.
- Perlmutter, S., Aldering, G., Goldhaber, G., Knop, R.A., Nugent, P., Castro, P.G., Deustua, S., Fabbro, S., Goobar, A., Groom, D.E., Hook, I.M., Kim, A.G., Kim, M.Y., Lee, J.C., Nunes, N.J., Pain, R., Pennypacker, C.R., Quimby, R., Lidman, C., Ellis, R.S., Irwin, M., McMahon, R.G., Ruiz-
- Lapunte, P., Walton, N., Schaefer, B., Boyle, B.J., Filippenko, A.V., Matheson, T., Fruchter, A.S., Panagia, N., Newberg, H.J.M., Couch, W.J., Project, T.S.C., 1999. Measurements of ω and λ from 42 high-redshift supernovae. *The Astrophysical Journal* 517, 565. URL: <https://dx.doi.org/10.1086/307221>, doi:10.1086/307221.
- Pierel, J.D.R., Engesser, M., Coulter, D.A., DeCoursey, C., Siebert, M.R., Rest, A., Egami, E., Chen, W., Fox, O.D., Jones, D.O., Joshi, B.A., Moriya, T.J., Zenati, Y., Bunker, A.J., Cargile, P.A., Curti, M., Eisenstein, D.J., Gezari, S., Gomez, S., Guolo, M., Johnson, B.D., Karmen, M., Maiolino, R., Quimby, R.M., Robertson, B., Shahbandeh, M., Strolger, L.G., Sun, F., Wang, Q., Wevers, T., 2024. Discovery of an Apparent Red, High-velocity Type Ia Supernova at $z = 2.9$ with JWST. *The Astrophysical Journal Letters* 971, L32. doi:10.3847/2041-8213/ad6908, arXiv:2406.05089.
- Poulin, V., Smith, T.L., Karwal, T., 2023. The Ups and Downs of Early Dark Energy solutions to the Hubble tension: A review of models, hints and constraints circa 2023. *Physics of the Dark Universe* 42, 101348. doi:10.1016/j.dark.2023.101348, arXiv:2302.09032.
- Pourojaghi, S., Zabihi, N.F., Malekjani, M., 2022. Can high-redshift Hubble diagrams rule out the standard model of cosmology in the context of cosmography? *Physical Review D* 106, 123523. doi:10.1103/PhysRevD.106.123523, arXiv:2212.04118.
- Reid, M.J., Pesce, D.W., Riess, A.G., 2019. An Improved Distance to NGC 4258 and Its Implications for the Hubble Constant. *The Astrophysical Journal Letters* 886, L27. doi:10.3847/2041-8213/ab552d, arXiv:1908.05625.
- Ren, X., Wong, T.H.T., Cai, Y.F., Saridakis, E.N., 2021. Data-driven reconstruction of the late-time cosmic acceleration with $f(T)$ gravity. *Physics of the Dark Universe* 32, 100812. doi:<https://doi.org/10.1016/j.dark.2021.100812>.
- Riess, A.G., Filippenko, A.V., Challis, P., Clocchiatti, A., Diercks, A., Garnavich, P.M., Gilliland, R.L., Hogan, C.J., Jha, S., Kirshner, R.P., Leibundgut, B., Phillips, M.M., Reiss, D., Schmidt, B.P., Schommer, R.A., Smith, R.C., Spyromilio, J., Stubbs, C., Suntzeff, N.B., Tonry, J., 1998. Observational Evidence from Supernovae for an Accelerating Universe and a Cosmological Constant. *The Astronomical Journal* 116, 1009–1038. doi:10.1086/300499, arXiv:astro-ph/9805201.
- Riess, A.G., Yuan, W., Macri, L.M., Scolnic, D., Brout, D., Casertano, S., Jones, D.O., Murakami, Y., Anand, G.S., Breuval, L., Brink, T.G., Filippenko, A.V., Hoffmann, S., Jha, S.W., D'Arcy Kenworthy, W., Mackenty, J., Stahl, B.E., Zheng, W., 2022. A Comprehensive Measurement of the Local Value of the Hubble Constant with $1 \text{ km s}^{-1} \text{ Mpc}^{-1}$ Uncertainty from the Hubble Space Telescope and the SH0ES Team. *The Astrophysical Journal Letters* 934, L7. doi:10.3847/2041-8213/ac5c5b, arXiv:2112.04510.
- Sandoval-Orozco, R., Escamilla-Rivera, C., Briffa, R., Levi Said, J., 2024. $f(T)$ cosmology in the regime of quasar observations. *Physics of the Dark Universe* 43, 101407. doi:10.1016/j.dark.2023.101407, arXiv:2309.03675.
- Saridakis, E.N., Lazkoz, R., Salzano, V., Vargas Moniz, P., Capozziello, S., Beltrán Jiménez, J., De Laurentis, M., Olmo, G.J., Akrami, Y., Bahamonde, S., Blázquez-Salcedo, J.L., Böhmer, C.G., Bonvin, C., Bouhmadi-López, M., Brax, P., Calcagni, G., Casadio, R., Cembranos, J.A.R., de la Cruz-Dombriz, Á., Davis, A.C., Delhom, A., Di Valentino, E., Dialektopoulos, K.F., Elder, B., María Ezquiaga, J., Frusciante, N., Garattini, R., Gergely, L.Á., Giusti, A., Heisenberg, L., Hohmann, M., Iosifidis, D., Kazantzidis, L., Kleihaus, B., Koivisto, T.S., Kunz, J., Lobo, F.S.N., Martinelli, M., Martín-Moruno, P., Mimoso, J.P., Mota, D.F., Peirone, S., Perivolaropoulos, L., Pettorino, V., Pfeifer, C., Pizzuti, L., Rubiera-Garcia, D., Levi Said, J., Sakellariadou, M., Saltas, I.D., Spurio Mancini, A., Voicu, N., Wojnar, A., 2021. Modified Gravity and Cosmology: An Update by the CANTATA Network. arXiv e-prints, arXiv:2105.12582arXiv:2105.12582.
- Schiavone, T., Montani, G., 2024. Evolution of an effective Hubble constant in $f(R)$ modified gravity. arXiv e-prints, arXiv:2408.01410doi:10.48550/arXiv.2408.01410, arXiv:2408.01410.
- Schiavone, T., Montani, G., Bombacigno, F., 2023. $f(R)$ gravity in the Jordan frame as a paradigm for the Hubble tension. *Monthly Notices of the Royal Astronomical Society* 522, L72–L77. doi:10.1093/mnras/1slad041, arXiv:2211.16737.
- Scolnic, D., Brout, D., Carr, A., Riess, A.G., Davis, T.M., Dwomoh, A., Jones, D.O., Ali, N., Charvu, P., Chen, R., Peterson, E.R., Popovic, B., Rose, B.M., Wood, C.M., Brown, P.J., Chambers, K., Coulter, D.A., Dettman, K.G., Dimitriadis, G., Filippenko, A.V., Foley, R.J., Jha, S.W., Kilpatrick, C.D.,

- Kirshner, R.P., Pan, Y.C., Rest, A., Rojas-Bravo, C., Siebert, M.R., Stahl, B.E., Zheng, W., 2022a. The Pantheon+ Analysis: The Full Data Set and Light-curve Release. *The Astrophysical Journal* 938, 113. doi:10.3847/1538-4357/ac8b7a, arXiv:2112.03863.
- Scolnic, D., Brout, D., Carr, A., Riess, A.G., Davis, T.M., Dwomoh, A., Jones, D.O., Ali, N., Charvu, P., Chen, R., Peterson, E.R., Popovic, B., Rose, B.M., Wood, C.M., Brown, P.J., Chambers, K., Coulter, D.A., Dettman, K.G., Dimitriadis, G., Filippenko, A.V., Foley, R.J., Jha, S.W., Kilpatrick, C.D., Kirshner, R.P., Pan, Y.C., Rest, A., Rojas-Bravo, C., Siebert, M.R., Stahl, B.E., Zheng, W., 2022b. The Pantheon+ Analysis: The Full Data Set and Light-curve Release. *The Astrophysical Journal* 938, 113. doi:10.3847/1538-4357/ac8b7a, arXiv:2112.03863.
- Scolnic, D.M., Jones, D.O., Rest, A., Pan, Y.C., Chornock, R., Foley, R.J., Huber, M.E., Kessler, R., Narayan, G., Riess, A.G., Rodney, S., Berger, E., Brout, D.J., Challis, P.J., Drout, M., Finkbeiner, D., Lunnan, R., Kirshner, R.P., Sanders, N.E., Schlafly, E., Smartt, S., Stubbs, C.W., Tonry, J., Wood-Vasey, W.M., Foley, M., Hand, J., Johnson, E., Burgett, W.S., Chambers, K.C., Draper, P.W., Hodapp, K.W., Kaiser, N., Kudritzki, R.P., Magner, E.A., Metcalfe, N., Bresolin, F., Gall, E., Kotak, R., McCrum, M., Smith, K.W., 2018. The Complete Light-curve Sample of Spectroscopically Confirmed SNe Ia from Pan-STARRS1 and Cosmological Constraints from the Combined Pantheon Sample. *The Astrophysical Journal* 859, 101. doi:10.3847/1538-4357/aab9bb, arXiv:1710.00845.
- Sola, J., 2021. Running vacuum interacting with dark matter or with running gravitational coupling. phenomenological implications. arXiv:2109.12086.
- Thakur, R.K., Kumar, H., Gupta, S., Verma, D., Nigam, R., 2023. Investigating the Hubble tension: Effect of cepheid calibration. *Physics Letters B* 840, 137886. doi:10.1016/j.physletb.2023.137886, arXiv:2211.00578.
- Thiele, L., Guan, Y., Hill, J.C., Kosowsky, A., Spergel, D.N., 2021. Can small-scale baryon inhomogeneities resolve the Hubble tension? An investigation with ACT DR4. arXiv e-prints, arXiv:2105.03003 arXiv:2105.03003.
- Tripp, R., 1998. A two-parameter luminosity correction for Type IA supernovae. *Astronomy & Astrophysics* 331, 815–820.
- Vagnozzi, S., 2020. New physics in light of the H_0 tension: An alternative view. *Physical Review D* 102, 023518. doi:10.1103/PhysRevD.102.023518, arXiv:1907.07569.
- Vagnozzi, S., 2021. Consistency tests of Λ CDM from the early ISW effect: implications for early-time new physics and the Hubble tension. arXiv e-prints, arXiv:2105.10425 arXiv:2105.10425.
- Vagnozzi, S., 2023. Seven Hints That Early-Time New Physics Alone Is Not Sufficient to Solve the Hubble Tension. *Universe* 9, 393. doi:10.3390/universe9090393, arXiv:2308.16628.
- van Putten, M.H.P.M., 2024. H_0 -tension in the classical limit of Big Bang quantum cosmology. arXiv e-prints, arXiv:2403.10865 doi:10.48550/arXiv.2403.10865, arXiv:2403.10865.
- Verde, L., Schöneberg, N., Gil-Marín, H., 2024. A Tale of Many H_0 . *Annual Reviews of Astronomy and Astrophysics* 62, 287–331. doi:10.1146/annurev-astro-052622-033813, arXiv:2311.13305.
- Weinberg, S., 2008. *Cosmology*.
- Ye, G., Hu, B., Piao, Y.S., 2021. Implication of the hubble tension for the primordial universe in light of recent cosmological data. *Phys. Rev. D* 104, 063510. URL: <https://link.aps.org/doi/10.1103/PhysRevD.104.063510>, doi:10.1103/PhysRevD.104.063510.
- Yuan, W., Macri, L.M., Riess, A.G., Brink, T.G., Casertano, S., Filippenko, A.V., Hoffmann, S.L., Huang, C.D., Scolnic, D., 2022. Absolute Calibration of Cepheid Period-Luminosity Relations in NGC 4258. *The Astrophysical Journal* 940, 64. doi:10.3847/1538-4357/ac51db, arXiv:2203.06681.
- Ó Colgáin, E., Sheikh-Jabbari, M., Yin, L., 2021. Can dark energy be dynamical? *Physical Review D* 104. URL: <http://dx.doi.org/10.1103/PhysRevD.104.023510>, doi:10.1103/physrevd.104.023510.