

# Estimating the Influence of Sequentially Correlated Literary Properties in Textual Classification: A Data-Centric Hypothesis-Testing Approach

Gideon Yoffe

Department of Statistics and Data Science, Hebrew University of Jerusalem  
and

Nachum Dershowitz

School of Computer Science, Tel Aviv University  
and

Ariel Vishne

Department of Statistics and Data Science, Hebrew University of Jerusalem  
and

Barak Sober

Department of Statistics and Data Science, Hebrew University of Jerusalem

November 19, 2024

## Abstract

Stylometry aims to distinguish authors by analyzing literary traits assumed to reflect semi-conscious choices distinct from elements like genre or theme. However, these components often overlap, complicating text classification based solely on feature distributions. While some literary properties, such as thematic content, are likely to manifest as correlations between adjacent text units, others, like authorial style, may be independent thereof. We introduce a hypothesis-testing approach to evaluate the influence of sequentially correlated literary properties on text classification, aiming to determine when these correlations drive classification. Using a multivariate binary distribution, our method models sequential correlations between text units as a stochastic process, assessing the likelihood of clustering across varying adjacency scales. This enables us to examine whether classification is dominated by sequentially correlated properties or remains independent. In experiments on a diverse English prose corpus, our analysis integrates traditional and neural embeddings within supervised and unsupervised frameworks. Results demonstrate that our approach effectively identifies when textual classification is not primarily influenced by sequentially correlated literary properties, particularly in cases where texts differ in authorial style or genre rather than by a single author within a similar genre.

# 1 Introduction

When considering the process of text composition, numerous properties come into play, with genre, style, and theme being particularly significant. Identifying the primary factor distinguishing texts among these three is crucial for tasks like authorship attribution and forensic linguistics (Holmes, 1994; Koppel and Schler, 2004).

Style, theme, and genre are fundamental properties that play distinct yet intertwined roles in the composition and interpretation of textual content. Style refers to the distinctive manner in which a writer expresses ideas, characterized by choices in vocabulary, sentence structure, tone, and rhetorical devices. It encompasses the unique linguistic fingerprint of an author and contributes to the overall aesthetic and readability of the text (e.g., Saukkonen, 2003). The theme, conversely, pertains to the central ideas, messages, or subjects explored within the text. It reflects the underlying concepts or motifs that recur throughout the narrative, conveying deeper meaning and resonance to the reader (e.g., Brinker, 1995). Genre, meanwhile, categorizes texts into distinct literary or textual forms based on shared conventions, structures, and expectations (e.g., Chandler, 1997). It provides a framework for understanding and classifying texts according to their overarching narrative structures, plot elements, and stylistic conventions.

In computational linguistics, characterizing specific desired properties of a text – such as theme, style, or genre – poses significant challenges due to their abstract and multifaceted nature (Rybicki et al., 2016). These parameters encompass a broad range of linguistic elements, making them difficult to quantify and model computationally. Furthermore, these parameters vary widely across authors and texts, posing challenges for developing universal computational models (Serrano et al., 2009). Identifying patterns and connections within these parameters involves deciphering complex semantic and conceptual relation-

ships, which can be context-dependent and subject to individual interpretation. This variability makes it challenging to automate analysis reliably across diverse texts. Additionally, the classification of texts based on these parameters faces similar challenges, as texts often defy traditional categorization and exhibit hybrid or evolving conventions. Additionally, such classification relies on intricate intertextual and extratextual factors, such as cultural context and reader expectations, which are challenging to formalize computationally. Overall, literary works' abstract and multidimensional nature presents formidable obstacles in computational linguistics, demanding innovative approaches and interdisciplinary collaborations for adequate characterization.

Of particular interest is the discipline of stylometry, which presupposes the possibility of distinguishing between distinct authorial styles (that are independent of thematic content) based on statistical learning analyses (Kestemont, 2014). Identifying such a stylistic property is helpful in a variety of real-world settings (e.g., forensic linguistics (Lambers and Veenman, 2009), plagiarism detection (Ainsworth and Juola, 2018), and authorship analysis (Kestemont et al., 2016) – where it has been shown that other textual properties are often misleading in asserting authorship (Stamatatos, 2009, 2018)).

Stylometric approaches are typically categorized into supervised and unsupervised settings (Juola, 2006). In supervised tasks, a set of authors and their works are provided for training, with the goal of attributing an unattributed text to one of the authors—known as authorship attribution. Two assumptions can apply: (1) the author must be among the provided set (Koppel et al., 2009), or (2) the author may not be in the set (Koppel et al., 2011). Alternatively, authorship verification aims to determine if an unknown work was written by a known author or someone else (e.g., Koppel et al., 2007; Juola, 2006; Kestemont et al., 2016). Other supervised tasks include authorship profiling, where texts

are attributed to a shared group profile (e.g., historical era, gender, language) (Argamon et al., 2009), as well as cross-genre and cross-domain settings (e.g., Kestemont et al., 2012; Stamatatos, 2018). These tasks have been applied across different languages, eras, and text sizes (Schwartz et al., 2013).

In the unsupervised setting, no prior author information is given. The task is to identify whether pairs of unlabeled texts (or text units like sentences or paragraphs) were written by the same author. The core question is: *Did the same author write these texts?*

This work introduces a novel approach to identifying whether sequentially correlated literary properties contribute to text classification. We apply a hypothesis-testing framework to analyze such correlations in label sequences, which are often linked to thematic content, rather than authorial style. Our stochastic model of sequential correlations offers an empirical basis for distinguishing between *stylistic* versus certain *non-stylistic* influences.

We test our approach on English prose texts of varying genre similarity, authored either by the same or by different authors. Using both unsupervised and supervised methods with traditional and state-of-the-art neural embeddings – optimized for capturing authorial style, we apply our hypothesis-testing framework to assess whether the classification is primarily driven by sequential correlations, as seen in same-author, genre-similar texts, or by other factors. These experiments affirm that accounting for the influence of sequential correlations in textual classification consistently improves the distinction between stylistic and non-stylistic classification outcomes in all the setups we tried.

This research is motivated by the challenges posed by multilayered and redacted historical texts, which require interdisciplinary approaches across linguistics, history, and computer science to trace their evolution from origin to extant form (e.g., Bühler et al., 2024). These texts frequently include annotations, marginalia, and modifications made by scribes

or editors, obscuring the original authorial intent (e.g., Müller et al., 2014), and are often written in archaic or obsolete languages that complicate automated analysis (e.g., Baum, 2017). Additionally, their interpretation demands careful consideration of historical context, including cultural norms, linguistic conventions, and socio-political factors, to ensure accurate analysis (Chapman, 2017). While our current work does not directly address historical texts, it seeks to validate our approach by applying it to modern texts with undisputed authorial and stylistic qualities, thereby providing a robust foundation for future applications to more complex historical material.

## 2 Hypothesis-Testing Scheme

We propose a data-centric approach that treats labels as correlated random variables in the sequential domain. This *embedding-invariant* method can be applied to texts (or other datasets) embedded densely, sparsely, or with any subset of features from neural or traditional language models. By estimating the intrinsic average correlations between text units at different lags (i.e., distances along the textual sequence), we generate a multivariate distribution from which we draw label sequences that reflect these sequential correlations. This provides a null hypothesis that simulates the inherent sequential dependencies in the text.

We consider the null hypothesis labeling-generation routine for the simplest scenario of a text composed by one or two authors. Once this sampling mechanism for our null distribution is established, we can compute the  $p$ -value indicating the likelihood that the distinction between the two parts of the text indicated by labels  $L$  is made due to classification driven by sequentially correlated literary properties.

**Reference label sequence  $L^{(\text{real})}$  of a textual data set.** We consider correlations in the label space. Let  $D \in \mathbb{R}^{m \times f}$  denote a textual data set containing  $m$  samples (text units – a sequence of words of some length) of  $f$  dimensions (features). We denote a sequence of labels representing some hypothesized or real partition between or within texts as  $L^{(\text{real})}$ .

**Label sequence  $L$  of a classification algorithm applied to  $D$ .** We apply some classification algorithm with two labels to  $D$  and receive a sequence of labels  $L \in \{0, 1\}^m$ .

**Auto-covariance of  $L$ .** We proceed to compute the average auto-covariance of  $L$  for all lags, to receive a vector  $A \in \mathbb{R}^m$ , where  $A_\ell$  ( $\ell = 1, \dots, m$ ) is the average auto-covariance of  $L$  at lag  $\ell$ , given by

$$A_\ell = \frac{1}{m} \sum_{j=1}^{m-\ell} (L_j - \bar{L})(L_{j+\ell} - \bar{L}), \quad (1)$$

where  $\bar{L} = 1/m \sum_i L_i$  is the average of the elements of  $L = (L_1, \dots, L_m)^T$ . To impose linear decay as a function of lag (i.e., that the strength of the correlation between farther separated text units decays linearly), all terms in  $A$  are scaled by  $1/m$ , rather than the expected term for averages  $1/(m - \ell)$ . In other words, Eq. (1) is equivalent to

$$A_\ell = \frac{m - \ell}{m} \left[ \frac{1}{m - \ell} \sum_{j=1}^{m-\ell} (L_j - \bar{L})(L_{j+\ell} - \bar{L}) \right],$$

which approaches zero linearly as  $\ell \rightarrow m$ .

**Average auto-covariance matrix  $M$ .** Let  $M \in \mathbb{R}^{m \times m}$  denote the average autocovariance matrix, whose entries are defined by

$$(M)_{ij} = A_{|i-j|}. \quad (2)$$

Thus, the correlation between every  $i$ th and  $j$ th entries in  $L$  is given by the (linearly decaying) average autocovariance of  $L$  at lag  $|i - j|$ . This approach represents the empirical

expectation value of the *global* correlation trend in the text of every two labels at some fixed lag of size  $|i - j|$ .

**Intuition:** The average autocovariance matrix  $M$  serves as a structured representation of the typical correlations (i.e.,  $A_\ell$ ) between labels at varying sequential distances ( $\ell$ ) within the dataset. The  $i$ th row in  $M$  corresponds to the linearly-decaying autocovariance of the  $i$ th label ( $(M)_{ii}$ ) with respect to all other labels in the dataset ( $(M)_{ij \neq i}$ ), which is governed by **(1)**: their proximity to it (i.e., lag), and **(2)** the average autocovariance between all labels in the dataset separated by that lag. This means that entries closer to  $(M)_{ii}$  represent correlations between the  $i$ th label and its closer neighbors, and they would therefore be more correlated thereto than farther entries. Thus,  $M$  specifically captures the average autocovariance between labels at different sequential distances within the dataset – the necessary mechanism to model sequential correlations. As opposed to  $M$ , a simple covariance matrix captures the covariance between pairs of labels in the dataset without considering their sequential arrangement. Each entry in the covariance matrix quantifies pairwise relationships between every two labels, irrespective of their positions within the sequence.

**Generating a correlated label sequence  $L^{(null)}$ .** We use the autocovariance matrix  $M$  to draw a random sequence of correlated labels  $L^{(null)} \in \mathbb{R}^m$  in the following manner: consider the multivariate normal distribution  $V \sim \mathcal{N}(\vec{\bar{L}}, M)$ , where  $\vec{\bar{L}} = (\bar{L}_1, \dots, \bar{L}_m)^T \in \mathbb{R}^m$ . The choice of  $V$  as a multivariate normal distribution stems from the ease of embedding the average autocovariance matrix  $M$  as a covariance matrix. Let  $X = (X_1, \dots, X_m) \in \mathbb{R}^m$  be drawn from  $V$ , which can be transformed into a vector of correlated labels ( $L^{(null)}$ ) using

elementwise thresholding (Leisch et al., 1998):

$$L_i^{(\text{null})} = \begin{cases} 1, & X_i > 0.5 \\ 0, & \text{otherwise.} \end{cases}$$

Essentially, this means that the probability  $p_i$  of the  $i$ th label in  $L^{(\text{null})}$  to be 1 is given by

$$p_i \equiv \mathbb{P}(L_i^{(\text{null})} = 1) = \mathbb{P}(X_i > 0.5). \quad (3)$$

**Intuition.** The multivariate normal distribution  $V$  is a convenient method to couple the two elements that are essential for generating stochastic correlated label sequences: **(1)** the probability of each label to be 1, which is identical for all entries and is simply the average label value of the reference label sequence  $L$ , and **(2)** the average autocovariance matrix  $M$ , determining how correlated each entry in the vector  $X$  that is drawn from  $V$  is with all other labels. Vector  $X$ , in turn, is a specific realization drawn from  $V$ , whose each entry is a continuous number, affected by correlations with the entire dataset. Lastly, elementwise thresholding ensures that the values of  $X$  assume the binary form of a label sequence – either 0 or 1.

Thus,  $V$  enables the generation of stochastic label sequences that preserve sequential dependencies that exist in the reference label sequence  $L$ , thereby facilitating a robust method to generate a null distribution that would examine the measure of agreement between sequentially correlated label sequences and a real or hypothesized partition between two texts.

Within a hypothesis-testing framework, we may probe the null hypothesis whereby the reference label sequence  $L$  is one such realization of labels that only exhibit sequential correlations. Thus, assuming that  $L$  is characterized primarily by sequential correlations, we use it to generate the underlying distribution from which it was presumably sampled. Us-



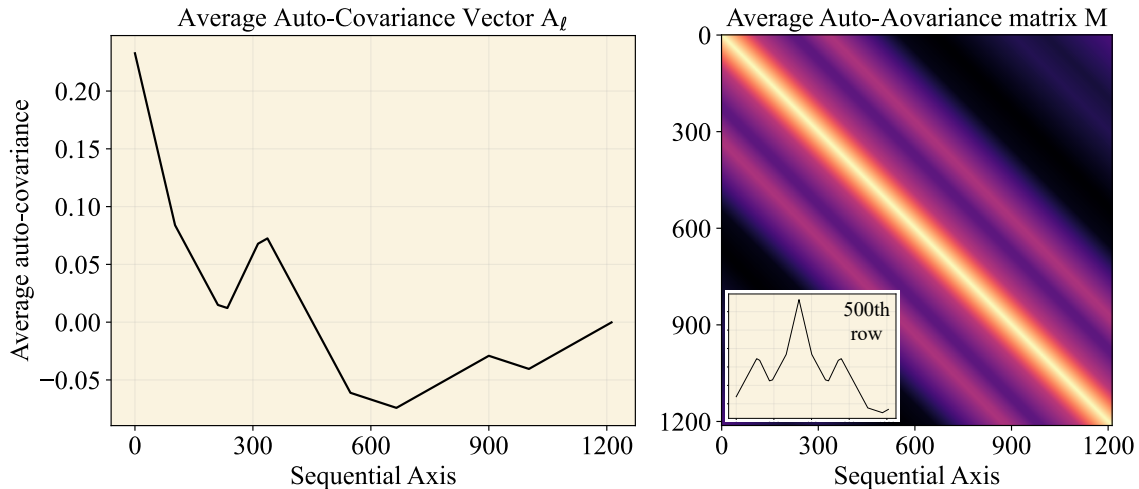


Figure 1: Visualization of the hypothesis-testing framework’s building-blocks: **Left Panel:** Average auto-covariance vector  $A$  computed for some label sequence of size 1300. The  $i$ th entry is  $A_{\ell=i}$  (see Eq. 1). **Right Panel:** Average auto-covariance matrix  $M$  (see Eq. 2) The insert visualizes the 500th row in  $M$ , which is a mirror image of  $A$  around the 500th entry, mapping correlations between that label and all other labels in the sequence.

ing this distribution, we generate stochastic label sequences that possess similar sequential qualities. In the event that the agreement between the real label sequence  $L^{(\text{real})}$  reference label sequence  $L$  is not based on sequential correlations (but rather on, e.g., stylistic differences) – that is, that the null hypothesis is wrong, the resulting overlap between the null label sequences and  $L^{(\text{real})}$  will *not* be comparable to its overlap with  $L$  since the bulk of agreement between the two originates from a non-sequential axis. This comparison is insightful regarding the extent to which sequential correlations contribute to the observed label assignments, underpinning the robustness and significance of non-sequentially correlated distinctions between texts. In Figure 1, we provide a visualization of  $A$  and  $M$  for some label sequence  $L$  of length 1300 to provide some additional intuition.

**Matthews correlation coefficient (MCC).** We consider the MCC model evaluation metric, given by

$$MCC = \frac{TN \times TP - FN \times FP}{\sqrt{(TP + FP)(TP + FN)(FN + FP)(TN + FN)}}, \quad (4)$$

where T (F) stands for true (false) and P (N) stands for positive (negative), which are evaluations of some sequence against another. We use MCC to evaluate the agreement between the reference label sequence  $L^{(\text{real})}$  and  $L$ , or a drawn label sequence  $L^{(\text{null})}$  as our statistic of choice, normalized to percent within the range of 50%–100%, where 50% suggests an arbitrary overlap between two label sequences, and 100% suggests perfect overlap. By drawing multiple random correlated label sequences  $L^{(\text{null})}$ , we empirically estimate the null distribution of MCC between the random and  $L^{(\text{real})}$ . We can derive the probability of the MCC score between the latter and  $L$  to be drawn from that distribution – implying that the unsupervised partition is based predominantly on sequentially correlated literary properties.

We present the procedure of generating a null label sequence  $L^{(\text{null})}$  using this method schematically in Algorithm 1.

## 3 Experiments

### 3.1 Rationale

Rather than solely relying on state-of-the-art neural language models, we emphasize the exploration of “older” features that have proven efficacy in textual analysis, especially in unannotated historical texts, which are often multilayered and redacted – presenting a textual data set with singular literary properties (e.g., [Bühler et al., 2024](#)).

By leveraging traditional textual analysis techniques alongside modern neural embed-

---

**Algorithm 1 Hypothesis-testing Scheme:** Generating a null label sequence  $L^{(\text{null})}$ 

---

- 1: Apply a classification algorithm on an embedded corpus  $D \in \mathbb{R}^{m \times f}$  and receive a label sequence  $L \in \mathbb{R}^m$ .
  - 2: Calculate the (decaying) average autocovariance array  $A$  of  $L$ , where  $A_\ell$  is computed with Eq. 1, and  $\ell \in \{1, \dots, m\}$ .
  - 3: Generate the average autocovariance matrix  $M$ , such that  $(M)_{ij} = A_{|i-j|}$ .
  - 4: Generate a multivariate normal distribution  $V \sim \mathcal{N}(\vec{\bar{L}}, M)$ , where  $\vec{\bar{L}} = (\bar{L}, \dots, \bar{L}) \in \mathbb{R}^m$ .
  - 5: Draw a vector  $X = \{X_1, \dots, X_m\}$  from  $V$ .
  - 6: Impose elementwise thresholding on  $X$ , such that  $X_i = 1 \Leftrightarrow X_i > 0.5$ , and  $X_i = 0$  otherwise.
  - 7:  $X$  is now  $L^{(\text{null})}$ .
- 

dings, we aim to discern how well each method captures the unique non sequentially correlated literary elements. Through supervised experiments, we train models to differentiate between pairs of texts that were either composed by the same author or not. Specifically, we wish to explore potential biases inherent in supervised approaches, as they may rely on labeled data that could inadvertently reflect the perspectives or assumptions of annotators.

In contrast, unsupervised experiments allow for the exploration of the underlying structure of texts without predefined annotation. By applying clustering algorithms to traditional and neural embeddings, we can uncover patterns of stylistic variation and similarity within our dataset. This approach enables us to examine whether neural embeddings offer a more nuanced representation of stylistic features, thereby facilitating a deeper understanding of the authorship of texts.

Through these experiments, coupled with our hypothesis-testing approach, we seek

to demonstrate the strengths and limitations of both traditional and neural methods in capturing the stylistic components of texts and the susceptibility of supervised approaches to training bias under different embedding setups.

Lastly, we aim to demonstrate that our hypothesis-testing approach provides critical insights into the basis of textual classification results, substantially enhancing interpretability. By quantifying the extent to which classification depends on sequentially versus non-sequentially correlated features, our method enables a nuanced understanding of the factors driving distinctions between texts. This deeper analysis clarifies when specific elements, such as thematic content, rather than authorial style, play a primary role, allowing researchers to discern the true drivers of classification outcomes.

## 3.2 Corpora

We perform our analysis on several corpora of English prose. These are (1) the *Harry Potter* series<sup>1</sup> by J. K. Rowling, (2) four books of the *Percy Jackson* series by Rick Riordan,<sup>2</sup> (3) works of J. R. R. Tolkien, including the *The Lord of the Rings* trilogy and *The Silmarillion*,<sup>3</sup> (4) select works by Charles Dickens,<sup>4</sup> (5) select works by C. S. Lewis,<sup>5</sup> (6) select works by Jane Austen,<sup>6</sup> (7) select works by Arthur Conan Doyle,<sup>7</sup> and (8) a “spooky” corpus<sup>8</sup> of fiction by Edgar Allan Poe, H. P. Lovecraft and Mary Shelley. We list

---

<sup>1</sup>Freely available at <https://github.com/formcept/whiteboard/tree/master/nbviewer/notebooks/data/harrypotter>

<sup>2</sup>Freely available at <https://archive.org/details/PercyJacksonTheLightningThief>

<sup>3</sup>Freely available at <https://archive.org/details/TheSilmarillionIllustratedJ.R.R.TolkienTedNasmith/>

<sup>4</sup>Freely available at <https://www.gutenberg.org>

<sup>5</sup>Freely available at <https://gutenberg.ca/ebooks>

<sup>6</sup>Freely available at <https://archive.org/>

<sup>7</sup>Freely available at <https://sherlock-holm.es/ascii>

<sup>8</sup>Freely available at <https://www.kaggle.com/competitions/spooky-author-identification/data>

all texts, their respective authors, and abbreviations used in this work in Table A.1. All texts were preprocessed to contain only uncontracted words.<sup>9</sup> Although punctuation was shown to bear significant stylistic merit (Lagutina et al., 2019; Darmon et al., 2021), we did not consider it in this work from the desire for this analysis to apply to texts that are not punctuated as well (see §3.1).

The chosen corpora allow for a comprehensive examination of the distinguishing power of our null hypothesis under different textual regimes of English prose, such as, for example, two distinct authors, distinct works of the same author of a similar/different genre (e.g., The Lord of the Rings series versus The Silmarillion (Upstone, 2002), the Narnia series versus The Screwtape Letters, intrinsic variance within Charles Dickens’ novels (Miller, 1958)), and (disjointly sampled) identical work of the same author. While not exhaustive, this sample may sufficiently represent different modes of interplay between theme, style, and genre and how they manifest in English prose text classification tasks – and, in turn, which modes can be discerned by our proposed method.

In this experiment, we attempted to distinguish 50 random pairs of works by *different* authors from all of the corpora above and all pairwise permutations (55) of works by the same author (see Table A.1 in Appendix A).

The process for generating a sample of 50 pairs of texts, each authored by different individuals, permits flexibility in the representation of authors’ works. Initially, all works are grouped by their respective authors, except those inherently distinct, such as the *The Lord of the Rings* Trilogy and *The Silmarillion*. When selecting the two distinct authors for comparison, the process randomly determines the number of works to include in each author’s sample, with a maximum of three books per author, and also randomly selects

---

<sup>9</sup>Preprocessing code available in [https://github.com/YoffeG/Thematic-nonThematic.Hypothesis\\_Testing](https://github.com/YoffeG/Thematic-nonThematic.Hypothesis_Testing)

which works constitute the sample. These author groups and their corresponding samples are listed in Table A.2 in Appendix A. Sampling multiple books per author allows for a more comprehensive representation of each author’s stylistic range and tendencies. By considering a diverse selection of works from each author, we aim to capture a broader spectrum of their writing style, encompassing variations in themes, narrative structures, and linguistic nuances. This approach enhances the robustness of our comparative analysis, enabling a more nuanced understanding of authorial styles across different texts. Additionally, by including multiple books, we acknowledge the interconnectedness of themes and motifs within an author’s body of work, providing insights into recurring patterns and sequential evolution over time.

Lastly, in Tables A.3 and A.4 Appendix A, we list (1) the first containing 50 randomly selected pairs of text samples by different authors, and (2) all 55 permutations between texts authored by the same individual. In the latter table, we also denote our assumptions regarding the extent of genre variation within each pair of texts. When unsure, we mark such pairs with a “?”.

### 3.3 Preprocessing

In our preprocessing pipeline, we employ several techniques to standardize and prepare the text data for embedding. First, we convert all texts to lowercase to ensure uniformity and mitigate the impact of case sensitivity on subsequent processing steps. Additionally, we systematically remove punctuation marks to focus solely on the textual content. Following this, we concatenate all the texts into a single continuous string, facilitating the segmentation of the corpus into text units of a desired length.

In the traditional embedding setup (§3.4.1), all texts undergo named entity recognition

and removal using spaCy’s entity extraction routine<sup>10</sup> (Vasiliev, 2020), to decrease the number of features that are of predominantly thematic and semantic merit (Ríos-Toledo et al., 2017).

To simulate realistic document mixing, we split the second text into segments based on a Poisson distribution with  $\lambda = 3$ , which introduces variability in the length of the segment. Then these segments are randomly inserted into various locations within the first text, rather than concatenated linearly.<sup>11</sup> This method enhances the realism of document integration by mimicking potential co-authored document interspersions. It avoids oversimplified models and tests the robustness of our approach under various conditions. A  $\lambda$  value of 3 strikes a balance by avoiding excessively short segments that could disrupt coherence, while still allowing larger (and fewer) blocks to be effectively probed.

## 3.4 Embedding

### 3.4.1 Traditional Embedding Setup

In this setup, we embed the text using the traditional tf-idf vector-space representation (Aizawa, 2003) for each combination of these parameters. The tf-idf embedding technique has been demonstrated by works such as Fabien et al. (2020); Marcińczuk et al. (2021) to be appropriate, and often optimal, in tasks of unsupervised classification of texts, when neural language models are not implemented, either by choice or by necessity.

Each pair of texts is embedded according to a combination of several parameters across a grid of all permutations thereof:  $n$ , and  $\ell$ , that span across the following ranges:

---

<sup>10</sup>All entities apart from the following are removed: CARDINAL, ORDINAL, QUANTITY, PERCENT, TIME, DATE, LANGUAGE, PRODUCT.

<sup>11</sup>A list of how each pair of texts was commingled can be found at <https://github.com/YoffeG/Thematic-nonThematicHypothesisTesting>

$n \in \{1, 2, 3, 4\}$  for word  $n$ -grams and  $n \in \{1, 2, 3, 4, 5, 6\}$  for character  $k$ -mers,  $\ell \in \{10, 50, 100, 250, 500, 750, 1000, 2000\}$ . This scope is motivated by the desire to exhaustively cover potential feature spaces while ensuring that the extracted features remain both meaningful and non-sparse (e.g., [Antonia et al., 2014](#)). By considering word  $n$ -grams and character  $k$ -mers within these ranges, we aim to capture a wide array of linguistic patterns and structural nuances present in the text data. Furthermore, this approach enables us to explore varying levels of granularity, from individual characters to multi-word phrases, thereby enriching the representation of the text corpus.

In this embedding setup, consider feature subsets consisting of the  $f \in \{100, 200, 300\}$  most *corpus-wise-weighted* frequent joint words (i.e., the words whose average frequency across both corpora is the highest) while omitting the rest, generating  $n$ -grams from the post-omission text – and of those keeping the  $f$  most frequent ones (i.e.,  $f$  most frequent  $n$ -grams generated from the text from which all but the  $f$  most frequent words were omitted). The rationale behind selecting the top  $f$  most corpus-wise-weighted frequent joint words and generating  $n$ -grams from the resultant text lies in the attempt to capture the most prominent linguistic features while minimizing noise for stylistic analysis ([Akiva and Koppel, 2012](#)). By computing the average frequency of words across both corpora and selecting the top  $f$  words based on this criterion, we prioritize consistently prevalent words in both corpora, ensuring a robust representation of shared stylistic elements. This approach helps mitigate the potential bias towards words that are individually frequent in either corpus but may not necessarily reflect the stylistic characteristics common to both. Additionally, generating word  $n$ -grams/character  $k$ -mers from the pruned text further refines the analysis by capturing contextual dependencies and patterns characteristic of the selected corpus-wise-weighted frequent words. By retaining only the most frequent  $n$ -grams,



we focus on capturing recurring linguistic structures indicative of the stylistic nuances in the text (Lagutina et al., 2019).

### 3.4.2 Neural Embedding Setup

We use an off-the-shelf implementation of the STAR<sup>12</sup> (Style Transformer for Authorship Representations) embedding (Huertas-Tato et al., 2023) to test the validity of our approach when using a state-of-the-art authorship-attribution-oriented neural embedding. STAR is a contrastively trained model fit to learn authorship embeddings instead of semantics. Similarly to the traditional embeddings, we implement STAR in two scenarios: (1) The unsupervised approach (§3.5.1), whereby we cluster texts using a 2-means clustering algorithm on STAR-embedded pairs of texts and apply our hypothesis-testing framework to that classification. (2) A supervised cosine similarity approach (§3.5.2), as implemented in Huertas-Tato et al. (2023). In this case, a comparison between the traditional style-bearing features and STAR emphasizes the potential advantage novel neural models that are optimized to preserve and isolate the stylistic signal may have therein.

## 3.5 Classification

### 3.5.1 Unsupervised Approach

We use  $k$ -means as our clustering choice, with  $k = 2$  – a relatively standard and straightforward clustering algorithm that allows for helpful feature importance analysis (see Yoffe et al. (2023, §2.8)).

Each text pair is evaluated with various word  $n$ -gram/character  $k$ -mer sizes and text unit lengths. The final embedded corpus is represented as  $T^{(\ell,n,f)}$ , where  $n$ ,  $\ell$ , and  $f$

---

<sup>12</sup>Available at: <https://huggingface.co/AIDA-UPM/star>

denote the number of unique  $n$ -gram/ $k$ -mers, text unit length, and the number of features, respectively. The 2-means algorithm is then applied to generate labels, and the MCC score quantifies the overlap between these labels and the original partition.

To ensure the statistical stability and robustness of the classification to different combinations of text units, we perform the procedure mentioned above by batch-sampling 20 subsamples of  $c \cdot \min\{m_1^{(\ell)}, m_2^{(\ell)}\}$  randomly-drawn text units (for each of the two texts), where  $c \in (0, 1)$  is some factor of the size of the subsample in terms of the number of text units in the shorter text. The rationale behind this manner of batch-sampling (rather than, for example, sampling text units in sequences) procedure stems from the following empirical observation: Texts contain within them local variances in feature distributions (e.g., sequences containing mainly first/third person narration), that, when sampled sequentially, may yield a feature distribution that is unrepresentative of the global text-wise feature distribution, and thus misrepresent it. The batch-sample and subsample size factor ( $c$ ) values were chosen by performing a statistical stability test of MCC distributions for several nominal parameter combinations and pairs of texts – and in this case, chosen to be  $c = 0.2$ . Once a sub-sample is chosen, it is ordered according to the relative position of the text units in the text sequence (i.e., `argsort`) to retain sequential correlations at the arbitrarily chosen scales.

In every batch-sampling iteration, the subsample is submitted to the 2-means, outputting the unsupervised label sequence  $L$ , whose MCC score is computed with respect to the actual partition  $L^{(\text{real})}$ . The  $p$ -value of this MCC score is then estimated with our hypothesis-testing routine (see §2), where we generate the null distribution of MCCs by drawing correlated label sequences  $L^{(\text{null})}$  and compute their MCC score with respect to  $L^{(\text{real})}$ . In this study, we generate the null distribution of MCC scores out of 1000 sequences

of  $L^{(\text{null})}$  for each batch-sampling iteration.

Lastly, once the batch-sampling procedure is complete, we receive the empirical distribution of MCCs and  $p$ -values for that particular combination of parameters. The latter are corrected by the Benjamini-Hochberg false-discovery rate (FDR) procedure for independent test statistics (Benjamini and Hochberg, 1995). Consequently, for every combination of  $n$  and  $\ell$ , we compute the average MCC score and FDR-corrected  $p$ -value as representative values. The unsupervised experiment is summarized schematically for some parameter combination of  $n$  and  $\ell$  and a feature space  $f$  in Appendix B.

### 3.5.2 Supervised Approach (General Imposters/Cosine Similarity Methods)

Here, our goal is to test the susceptibility of supervised classification methods to false-positive classifications of texts that are attributed to, for example, differences in authorial style, while being indeed affected by sequentially correlated literary properties, such as thematic content. This susceptibility arises because the chosen subsets of features often encapsulate multiple facets of the text, such as vocabulary, syntax, and punctuation, leading to a blending of stylistic and genre-wise characteristics within the classification process. Moreover, traditional features are not optimized to represent some desired literary property; rather, they are selected based on theoretical frameworks or limited empirical findings, potentially overlooking nuanced stylistic distinctions. We consider two supervised classification approaches: (1): The General Imposters<sup>13</sup> (GI) framework (Koppel and Winter, 2014) – a gold-standard supervised method used in multiple authorship-attribution scenarios (e.g., Juola, 2021). The GI model is designed to account for the possibility that authors might mimic or imitate the writing styles of others, either intentionally or unintentionally.

---

<sup>13</sup>We used the version available at <https://github.com/bnagy/ruzicka>, originally developed within the scope of the work of Kestemont et al. (2016).

This means the model doesn't just rely on a single set of features to identify an author's style but rather considers multiple feature subsets that capture various aspects of writing style. (2): Cosine similarity. In this approach, as implemented in [Huertas-Tato et al. \(2023\)](#), classification is performed by attributing an embedded text unit to either one or another centroid of a training-set sample of each class (using the original partition  $L^{\text{real}}$ ) by measuring the cosine similarity between them. In this case, all features are used to compute the cosine similarity.

Neural embeddings, unlike traditional features such as word  $n$ -grams, inherently capture diverse linguistic properties without manual selection. Attempting to under-sample or select subsets of features from neural embeddings, as in the GI framework, may not be suitable due to their holistic representation of text. Utilizing all features in neural embeddings is often more effective for classification, leveraging their rich linguistic representations encoded in high-dimensional spaces. Therefore, in our analysis, we apply the GI framework to classify the traditionally-embedded texts, whereas in the neurally-embedded case, we apply the cosine similarity classification. We set a consistent train/test split ratio of 20%–80% in all supervised scenarios to evaluate the model's performance and assess the model's generalization ability without favoring either the training or test.

The supervised classification procedure using the GI and cosine similarity frameworks for some parameter combination of  $n$  (only in the GI case) and  $\ell$  and a feature space  $f$  is summarized in Algorithms 3 and 4 in Appendix B, respectively.

## 4 Results

Here, we present the results of experiments where we (1) distinguish 50 pairs of texts composed by different authors and all (55) permutations of pairs of texts written by the

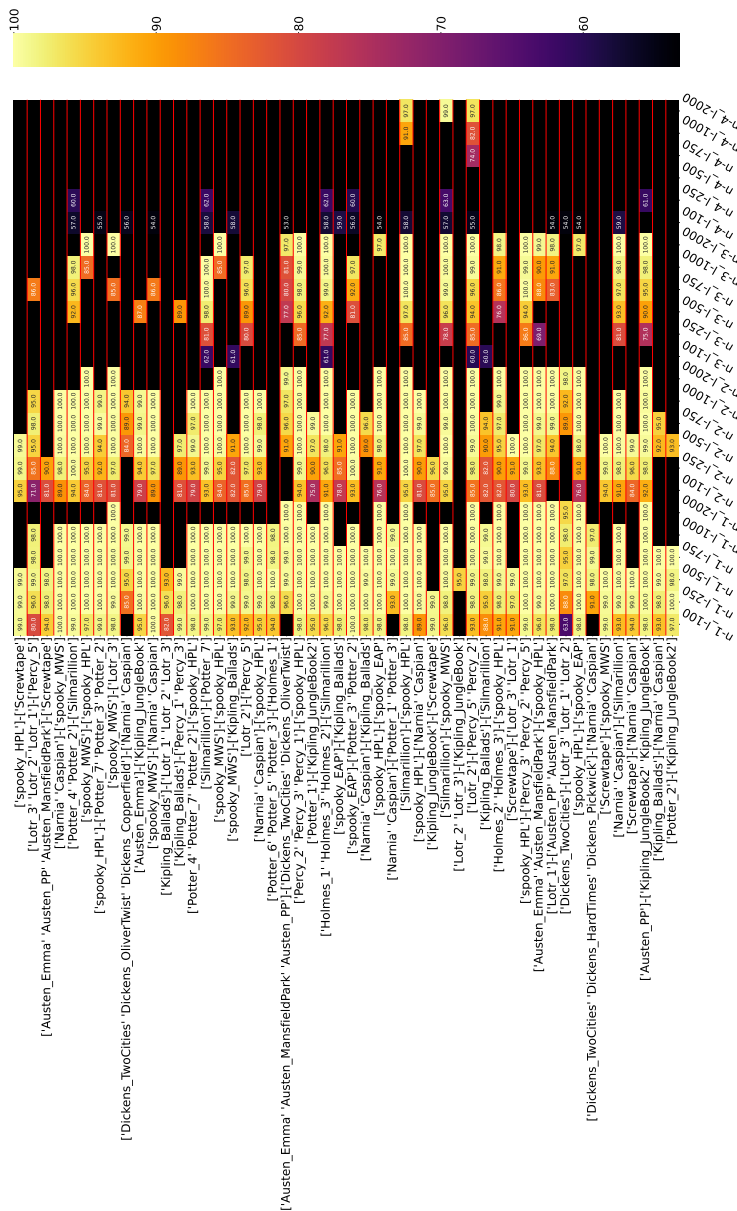
same author in our corpus (§3.2), and (2) apply our hypothesis-testing method on all resulting classifications to determine whether it is based on predominantly sequentially correlated literary properties or not. We perform these experiments in four configurations, where in all cases, we split the texts into units of varying length (§3.4):

- **Unsupervised Classification of Traditionally-Embedded Texts:** We apply the 2-means algorithm (§3.5.1) to classify texts embedded according to either word  $n$ -grams or character  $k$ -mers of varying sizes and numbers of corpus-wise-weighted most-frequent features (§3.4.1).
- **Supervised Classification of Traditionally-Embedded Texts:** We apply the supervised GI framework (§3.5.2) to classify texts embedded according to either word  $n$ -grams or character  $k$ -mers of varying sizes and numbers of corpus-wise-weighted most-frequent features (§3.4.1).
- **Unsupervised Classification of Neurally-Embedded Texts:** We apply 2-means (§3.5.1) to classify texts embedded using the pre-trained STAR model (§3.4.2).
- **Supervised Classification of Neurally-Embedded Texts:** We apply the supervised cosine similarity framework (§3.5.2) to classify texts embedded using the pre-trained STAR model (§3.4.2).

In Figure 2, we demonstrate the output of one such experiment for the case of 50-word  $n$ -gram-embedding with  $f = 300$  pairs of texts composed by distinct authors, implementing the unsupervised approach. Results for  $f = 100$  and 200 yielded results nearly identical to those of  $f = 300$ , such that we resolved not to provide a detailed account thereof as well.

We summarize the important properties of our results for each experiment in the following manner:

Figure 2: Significance map for applying 2-means classification to 50 pairs of commingled texts by different authors (see Table A.3), embedded using word  $n$ -grams with  $f = 300$ . The x-axis shows all feature combinations ( $n$  and  $l$ ), and the y-axis lists 50 text pairs. Colored cells indicate parameter combinations yielding classifications predominantly affected by non-sequentially correlated properties with high statistical significance, color-coded by normalized MCC score. Blank cells denote classifications where the hypothesis test yielded a  $p$ -value  $> 0.05$ .



- **Binary True Positive Rate (TPR):** Fraction of text pairs by different authors where at least one parameter set yielded classification driven by non-sequentially correlated properties with high significance.
- **Total True Positive Rate (TPR):** Fraction of all parameter combinations yielding classification driven by non-sequentially correlated properties for text pairs by different authors.
- **Binary False Positive Rate (FPR):** Fraction of text pairs by the same author where at least one parameter set yielded classification driven by non-sequentially correlated properties with high significance.
- **Total False Positive Rate (FPR):** Fraction of all parameter combinations yielding classification driven by non-sequentially correlated properties for text pairs by the same author.
- **Binary True Negative Rate (TNR):** Fraction of text pairs by the same author where no parameter set yielded classification driven by non-sequentially correlated properties.
- **Binary False Negative Rate (FNR):** Fraction of text pairs by different authors where no parameter set yielded classification driven by non-sequentially correlated properties.

In Tables 1-3, we list all true/false positive rates for each experimental setup of traditionally- and neurally-embedded texts. Below, we discuss our results for the traditionally- and neurally-embedded texts. In Appendices C and D, we provide graphic representations of these experiments.

	( <i>k</i> -means) Positive	( <i>k</i> -means) Negative	(GI) Positive	(GI) Negative
(Binary) True	100%	74.5% (85.4%)	100%	0.0% (0.0%)
(Binary) False	25.5% (14.6%)	0.0%	100% (100%)	0.0%
(Total) True	46.1%	91.7% (97.1%)	44.5%	84.2% (87.2%)
(Total) False	8.3% (2.9%)	53.9%	15.8% (12.8%)	55.5%

Table 1: Confusion matrices for **word *n*-gram** embedded texts for the unsupervised (*k*-means) and supervised (GI) classification approaches, with  $f = 300$  (see §3.4.1). True positives and false negatives refer to attempting to distinguish pairs of texts composed by different authors. In contrast, false positives and true negatives refer to attempting to distinguish pairs of texts composed by the same author. The bracketed rates indicate the results when overlooking false-positive classifications of texts of explicitly different genres, which we consider to be: [Lotr\_1, Silmarillion], [Lotr\_2, Silmarillion], [Lotr\_3, Silmarillion], [Kipling\_JungleBook, Kipling\_Ballads], [Kipling\_JungleBook2, Kipling\_Ballads], [Narnia, Screwtape], [Caspian, Screwtape] (amounting to 16% of all pairs of texts composed by the same author in our corpus).

#### 4.1 Results: Traditionally-Embedded Texts

An intriguing observation arises from the results, highlighting the remarkable true positive rates achieved by unsupervised methods, particularly notable in traditionally-embedded texts. This finding holds significance as unsupervised approaches, such as the *k*-means algorithm, operate without explicit optimization for authorship attribution tasks. Despite this, they exhibit robust performance in identifying texts by the same author, suggesting that these methods capture intrinsic textual similarities effectively. This success underscores the potential of unsupervised techniques in authorship attribution tasks, especially in scenarios where text representations are not specifically tailored for such purposes. As we



	( <i>k</i> -means) Positive	( <i>k</i> -means) Negative	(GI) Positive	(GI) Negative
(Binary) True	100%	70.9% (81.2%)	100%	63.0% (72.3%)
(Binary) False	29.9% (18.8%)	0.0%	37.0% (27.7%)	0%
(Total) True	65.1%	88.8% (93.9%)	65.1%	89.1% (94%)
(Total) False	11.2% (6.1%)	34.9%	10.9% (6%)	34.9%

Table 2: Confusion matrices for *character k-mer* embedded texts for the unsupervised (*k*-means) and supervised (GI) classification approaches, with  $f = 300$ , similarly to Table 1.

	( <i>k</i> -means) Positive	( <i>k</i> -means) Negative	(cosine) Positive	(cosine) Negative
(Binary) True	100%	61.8% (70.8%)	92.0%	60.0% (68.8%)
(Binary) False	38.2% (29.2%)	0.0%	30.9% (25%)	8.0%
(Total) True	100%	65.8% (75.3%)	85.3%	64.2% (72.9%)
(Total) False	34.2% (24.7%)	0.0%	35.8% (27.1%)	14.7%

Table 3: Confusion matrices for STAR embedded texts for the unsupervised (*k*-means) and supervised (cosine) classification approaches, similarly to Table 1.

demonstrate below, further exploration of these unsupervised methods could offer valuable insights into textual data’s underlying structures and patterns, enhancing our understanding of authorial styles and linguistic nuances.

Another notable aspect of the results is the relatively low false positive rate observed in the unsupervised method, particularly evident in traditionally-embedded texts. Despite their inherent lack of optimization for authorship attribution, unsupervised methods exhibit the ability to minimize misclassifications of texts by different authors as authored by the same individual. This finding suggests that unsupervised approaches are adept at discerning subtle textual differences that distinguish authors, contributing to their effectiveness in authorship attribution tasks. That said, it is evidently a nontrivial task to discern between cases where false positive classifications are made based on genre-wise differences or not,

as is demonstrated in our results.

In contrast, the supervised GI method demonstrates a strong true positive identification capability, but its performance is marred by high false positive rates. This issue highlights a significant challenge faced by supervised classification approaches, where the classifier erroneously identifies texts by the same author as authored by different individuals. Such false positives can be attributed to various factors, including the complexity of linguistic features captured by the embedding techniques and the classifier’s susceptibility to common stylistic elements across an author’s works.

In Figure 3, we apply the important features extraction method introduced in Yoffe et al. (2023) on the false positive classification between [Dickens\_Copperfield, Dickens\_OliverTwist], embedded using word  $n$ -gram size 2 with text unit length of 1000. This embedding yields an average MCC score of  $\approx 90\%$  and an average  $p$ -value of  $\approx 0.01$  – rendering it a classification that is not driven by sequential correlations with high statistical significance, despite the two texts having both been composed by Charles Dickens. In this case, as demonstrated in Figure 3, the distributions between first- and third-person speech features vary significantly, essentially a difference in genre stemming from the fact that David Copperfield is composed as a semi-auto-biography, leading to the false positive classification. Thus, by assessing the features yielding the classification – a considerably less challenging task undertaking in the case of traditional embeddings, such as word  $n$ -grams – interpretability analysis can provide valuable insight into the reason for false positive classifications and aid in tuning relevant feature subsets to avoid or detect them.

Our findings provide insight into the widespread effectiveness of various traditional embeddings in distinguishing between text units of varying lengths.

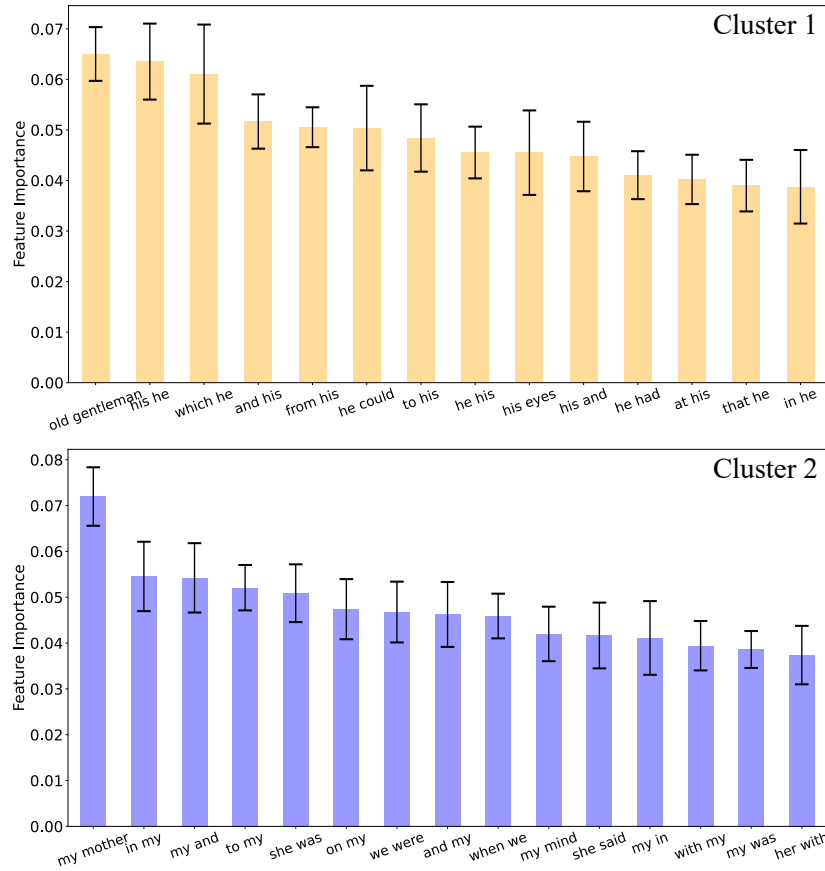


Figure 3: Extracted important features for the classification of the texts pair [Dickens\_Copperfield, Dickens\_OliverTwist], embedded using word  $n$ -gram size 2 with text unit length of 1000.

## 4.2 Results: Neurally-embedded Texts

Here, an interesting result begs attention: in the unsupervised classification of pairs of text by different authors, neurally embedded texts achieve outstanding performance in binary true and total positive identification rates. In the supervised cosine case, however, both rates drop dramatically. Indeed, the expectation for neural embeddings coupled with supervised classification to outperform all other configurations proved false within our analysis’s scope and merits further exploration.

In contrast to the traditionally-embedded texts scenario, the low false positive rates demonstrate that neural embeddings, such as STAR, can isolate the desired literary component (in this case – stylistic) and minimize the effect of undesirable influences such as those of thematic content. These results indicate the effectiveness of neural models tailored to the authorship-attribution task in minimizing misclassifications of texts by the same author as authored by different authors, even in supervised classification approaches.

Comparing these results with the performance of supervised methods in traditionally-embedded texts, we observe a considerable disparity in false positive rates. While traditionally-embedded texts presented challenges for supervised methods, leading to relatively high false positive rates, neurally-embedded texts showcase the ability of supervised methods to achieve lower false positive rates. This discrepancy suggests that the inherent characteristics of neurally-embedded representations may offer advantages in mitigating false positives, thereby enhancing the reliability and accuracy of supervised authorship attribution systems. Further investigation into the underlying mechanisms driving these differences could yield valuable insights into the optimization and refinement of authorship attribution techniques across text embedding methodologies.

One limitation inherent in the exploration of neurally-embedded texts is the challenge

of interpretability, which restricts the depth of analysis, particularly regarding phenomena such as false positives. Unlike traditional embedding methods, which often provide explicit linguistic features that can be examined and manipulated to understand model behavior, neural embeddings operate more abstractly, making it challenging to dissect the underlying representations comprehensively. Consequently, while we could delve into false positives and their implications in the context of traditionally-embedded texts, a similar level of interpretability may not be achievable with neural embeddings. This limitation underscores the trade-off between the richness of representation offered by neural embeddings and the interpretability required for in-depth analysis, highlighting the need for innovative approaches to bridge this gap and unlock the full potential of neurally-embedded representations in authorship attribution tasks.

## 5 Conclusions

We propose a novel method for modeling sequential correlations in texts by encoding sequential dependencies into a correlated multivariate normal distribution. This allows us to stochastically generate label sequences that reflect the original sequential correlations, forming the basis of a hypothesis-testing framework to assess if a text classification is primarily driven by these correlations.

We evaluate this method on English prose texts—both by the same and different authors—to distinguish classifications influenced by sequentially correlated literary properties, such as thematic content, from those driven by other factors like stylistic differences. We apply traditional word  $n$ -grams, character  $k$ -mers, and neural embeddings optimized for authorial style, using both supervised and unsupervised classification methods. Our approach successfully differentiates theme-driven classifications, showing its potential to

enhance authorship attribution by modeling sequential correlations in texts.

Our results highlight the effectiveness of unsupervised methods, particularly traditional embeddings, in capturing inherent textual patterns, achieving high true positive rates and low false positives. However, neural embeddings, while effective at distinguishing different authors, can misclassify texts by the same author across genres, suggesting limitations in detecting nuanced thematic distinctions. Supervised methods, though good at identifying true positives, are more prone to false positives, especially with complex or overlapping features, emphasizing the need for interpretability in misclassification analysis.

We also find that performance varies with text unit length. Character  $k$ -mers perform consistently, while word  $n$ -grams are more effective with smaller units and lose power as  $n$  increases. These insights inform feature selection strategies, improving model performance in stylometry.

In summary, our data-centric hypothesis-testing approach offers a refined understanding of how theme, style, and genre influence text classification, while highlighting the challenge of fully disentangling these factors in supervised tasks. This work paves the way for future methods to better separate these components, enhancing the accuracy and interpretability of literary text analysis.

## References

- Ainsworth, J. and P. Juola (2018). Who wrote this: Modern forensic authorship analysis as a model for valid forensic science. *Wash. UL Rev.* 96, 1159.
- Aizawa, A. (2003). An information-theoretic perspective of tf-idf measures. *Information Processing & Management* 39(1), 45–65.

- Akiva, N. and M. Koppel (2012). Identifying distinct components of a multi-author document. In *2012 European Intelligence and Security Informatics Conference*, pp. 205–209. IEEE.
- Antonia, A., H. Craig, and J. Elliott (2014). Language chunking, data sparseness, and the value of a long marker list: Explorations with word  $n$ -grams and authorial attribution. *Literary and Linguistic Computing* 29(2), 147–163.
- Argamon, S., M. Koppel, J. W. Pennebaker, and J. Schler (2009, 2). Automatically profiling the author of an anonymous text. *Communications of the ACM* 52, 119–123.
- Baum, A. D. (2017). Content and form: Authorship attribution and pseudonymity in ancient speeches, letters, lectures, and translations—a rejoinder to Bart Ehrman. *Journal of Biblical Literature* 136(2), 381–403.
- Benjamini, Y. and Y. Hochberg (1995). Controlling the false discovery rate: A practical and powerful approach to multiple testing. *Journal of the Royal Statistical Society: Series B (Methodological)* 57(1), 289–300.
- Brinker, M. (1995). Theme and interpretation. *Thematics: New Approaches*, 33–44.
- Bühler, A., G. Yoffe, T. Römer, B. Sober, I. Finkelstein, E. Piasezky, and N. Dershowitz (2024). Exploring the stylistic uniqueness of the Priestly source in Genesis and Exodus through a statistical/computational lens. *Zeitschrift für die alttestamentliche Wissenschaft* 136.
- Chandler, D. (1997). An introduction to genre theory. Online at <http://www.aber.ac.uk/media/Documents/intgenre/intgenre.html>.

- Chapman, A. (2017). Historical interpretations. In *Debates in History Teaching*, pp. 100–112. Routledge.
- Darmon, A. N. M., M. Bazzi, S. D. Howison, and M. A. Porter (2021). Pull out all the stops: Textual analysis via punctuation sequences. *European Journal of Applied Mathematics* 32(6), 1069–1105.
- Fabien, M., E. Villatoro-Tello, P. Motliceck, and S. Parida (2020). BertAA: Bert fine-tuning for authorship attribution. In *Proceedings of the 17th International Conference on Natural Language Processing (ICON)*, pp. 127–137.
- Holmes, D. I. (1994). Authorship attribution. *Computers and the Humanities* 28(2), 87–106.
- Huertas-Tato, J., A. Martín, and D. Camacho (2023, Oct). Understanding writing style in social media with a supervised contrastively pre-trained transformer. *arXiv*.
- Juola, P. (2006, Dec). Authorship attribution. *Found. Trends Inf. Retr.* 1(3), 233–334.
- Juola, P. (2021). Verifying authorship for forensic purposes: A computational protocol and its validation. *Forensic Science International* 325, 110824.
- Kestemont, M. (2014). Function words in authorship attribution: From black magic to theory? In *Proceedings of the 3rd Workshop on Computational Linguistics for Literature (CLFL)*, pp. 59–66.
- Kestemont, M., K. Luyckx, W. Daelemans, and T. Crombez (2012). Cross-genre authorship verification using unmasking. *English Studies* 93(3), 340–356.
- Kestemont, M., J. Stover, M. Koppel, F. Karsdorp, and W. Daelemans (2016). Authenticating the writings of Julius Caesar. *Expert Systems with Applications* 63, 86–96.



- Koppel, M. and J. Schler (2004). Authorship verification as a one-class classification problem. In *Proceedings of the Twenty-First International Conference on Machine Learning*, pp. 62.
- Koppel, M., J. Schler, and S. Argamon (2009, 1). Computational methods in authorship attribution. *Journal of the American Society for Information Science and Technology* 60, 9–26.
- Koppel, M., J. Schler, and S. Argamon (2011, 3). Authorship attribution in the wild. *Language Resources and Evaluation* 45, 83–94.
- Koppel, M., J. Schler, and E. Bonchek-Dokow (2007). Measuring differentiability: Unmasking pseudonymous authors. *Journal of Machine Learning Research* 8, 1261–1276.
- Koppel, M. and Y. Winter (2014). Determining if two documents are written by the same author. *Journal of the Association for Information Science and Technology* 65(1), 178–187.
- Lagutina, K., N. Lagutina, E. Boychuk, I. Vorontsova, E. Shliakhtina, O. Belyaeva, I. Paramonov, and P. G. Demidov (2019). A survey on stylometric text features. In *2019 25th Conference of Open Innovations Association (FRUCT)*, pp. 184–195. IEEE.
- Lambers, M. and C. J. Veenman (2009). Forensic authorship attribution using compression distances to prototypes. In Z. J. M. H. Geradts, K. Y. Franke, and C. J. Veenman (Eds.), *Computational Forensics*, Berlin, Heidelberg, pp. 13–24. Springer.
- Leisch, F., A. Weingessel, and K. Hornik (1998). On the generation of correlated artificial binary data. Working Paper 13, SFB Adaptive Information Systems and Modelling in Economics and Management Science, WU Vienna University of Economics and Business.

- Marcińczuk, M., M. Gniewkowski, T. Walkowiak, and M. Bkedkowski (2021). Text document clustering: Wordnet vs. tf-idf vs. word embeddings. In *Proceedings of the 11th Global Wordnet Conference*, pp. 207–214.
- Miller, J. H. (1958). *Charles Dickens: The World of His Novels*, Volume 10. Harvard University Press.
- Müller, R., J. Pakkala, and R. B. Ter Haar (2014). *Evidence of Editing: Growth and Change of Texts in the Hebrew Bible*. Number 75. Society of Biblical Lit.
- Rybicki, J., M. Eder, and D. L. Hoover (2016). Computational stylistics and text analysis. In *Doing Digital Humanities*, pp. 159–180. Routledge.
- Ríos-Toledo, G., G. Sidorov, N. A. Castro-Sánchez, A. Nava-Zea, and L. Chanona-Hernández (2017). Relevance of named entities in authorship attribution. In *Advances in Computational Intelligence: 15th Mexican International Conference on Artificial Intelligence, MICAI 2016, Cancún, Mexico, October 23–28, 2016, Proceedings, Part I 15*, pp. 3–15. Springer.
- Saukkonen, P. (2003). How to define and describe genres and styles. *Folia Linguistica XXXVII*(3–4).
- Schwartz, R., O. Tsur, A. Rappoport, and M. Koppel (2013, Oct). Authorship attribution of micro-messages. In D. Yarowsky, T. Baldwin, A. Korhonen, K. Livescu, and S. Bethard (Eds.), *Proceedings of the 2013 Conference on Empirical Methods in Natural Language Processing*, Seattle, Washington, USA, pp. 1880–1891. Association for Computational Linguistics.

- Serrano, M. A., A. Flammini, and F. Menczer (2009). Modeling statistical properties of written text. *PloS One* 4(4), e5372.
- Stamatatos, E. (2009, 3). A survey of modern authorship attribution methods. *Journal of the American Society for Information Science and Technology* 60, 538–556.
- Stamatatos, E. (2018). Masking topic-related information to enhance authorship attribution. *Journal of the Association for Information Science and Technology* 69(3), 461–473.
- Upstone, S. (2002). Applicability and truth in *The Hobbit*, *The Lord of the Rings*, and *The Silmarillion*: Readers, fantasy, and canonicity. *Mythlore* 23(4 (90), 50–66.
- Vasilev, Y. (2020). *Natural Language Processing with Python and spaCy: A Practical Introduction*. No Starch Press.
- Yoffe, G., A. Bühler, N. Dershowitz, T. Römer, E. Piasetzky, I. Finkelstein, and B. Sober (2023). A statistical exploration of text partition into constituents: The case of the Priestly source in the books of Genesis and Exodus. In *Findings of the Association for Computational Linguistics: ACL 2023*, Toronto, Canada, pp. 1918–1940. Association for Computational Linguistics.

## A Text Pairs Tables

Text Title	Author	Abbreviation
<i>Harry Potter and the Philosopher's Stone</i>	J. K. Rowling	Potter_1
<i>Harry Potter and the Chamber of Secrets</i>	J. K. Rowling	Potter_2
<i>Harry Potter and the Prisoner of Azkaban</i>	J. K. Rowling	Potter_3
<i>Harry Potter and the Goblet of Fire</i>	J. K. Rowling	Potter_4
<i>Harry Potter and the Order of the Phoenix</i>	J. K. Rowling	Potter_5
<i>Harry Potter and the Half-Blood Prince</i>	J. K. Rowling	Potter_6
<i>Harry Potter and the Deathly Hallows</i>	J. K. Rowling	Potter_7
<i>Percy Jackson and the Olympians: The Lightning Thief</i>	Rick Riordan	Percy.1
<i>Percy Jackson and the Olympians: The Sea of Monsters</i>	Rick Riordan	Percy.2
<i>Percy Jackson and the Olympians: The Titan's Curse</i>	Rick Riordan	Percy.3
<i>Percy Jackson and the Olympians: The Demigod Files</i>	Rick Riordan	Percy.5
<i>The Lord of the Rings: The Fellowship of the Ring</i>	J. R. R. Tolkien	Lotr.1
<i>The Lord of the Rings: The Two Towers</i>	J. R. R. Tolkien	Lotr.2
<i>The Lord of the Rings: The Return of the King</i>	J. R. R. Tolkien	Lotr.3
<i>The Silmarillion</i>	J. R. R. Tolkien	Silmarillion
<i>David Copperfield</i>	Charles Dickens	Dickens_Copperfield
<i>Oliver Twist</i>	Charles Dickens	Dickens_OliverTwist
<i>Hard Times</i>	Charles Dickens	Dickens_HardTimes
<i>A Tale of Two Cities</i>	Charles Dickens	Dickens_TwoCities
<i>The Pickwick Papers</i>	Charles Dickens	Dickens_Pickwick
<i>The Adventures of Sherlock Holmes</i>	Sir Arthur Conan Doyle	Holmes.1
<i>The Memoirs of Sherlock Holmes</i>	Sir Arthur Conan Doyle	Holmes.2
<i>The Return of Sherlock Holmes</i>	Sir Arthur Conan Doyle	Holmes.3
<i>The Jungle Book</i>	Rudyard Kipling	Kipling_JungleBook
<i>The Second Jungle Book</i>	Rudyard Kipling	Kipling_JungleBook2
<i>Barrack-Room Ballads</i>	Rudyard Kipling	Kipling_Ballads
<i>The Chronicles of Narnia</i>	C. S. Lewis	Narnia
<i>Prince Caspian</i>	C. S. Lewis	Caspian
<i>The Screwtape Letters</i>	C. S. Lewis	Screwtape
<i>Emma</i>	Jane Austen	Austen_Emma
<i>Pride and Prejudice</i>	Jane Austen	Austen_PP
<i>Mansfield Park</i>	Jane Austen	Austen_MansfieldPark
Collection of works (spooky corpus)	Edgar Allen Poe	spooky_EAP
Collection of works (spooky corpus)	Marry Shelley	spooky_MWS
Collection of works (spooky corpus)	H. P. Lovecraft	spooky_HPL

Table A.1: All texts used in this work, their respective author, and abbreviation when referred to.

Text (abbreviated)	Group Number
Potter.1	1
Potter.2	1
Potter.3	1
Potter.4	1
Potter.5	1
Potter.6	1
Potter.7	1
Percy.1	2
Percy.2	2
Percy.3	2
Percy.5	2
Lotr.1	3
Lotr.2	3
Lotr.3	3
Silmarillion	4
Dickens.Copperfield	5
Dickens.OliverTwist	5
Dickens.HardTimes	5
Dickens.TwoCities	5
Dickens.Pickwick	5
Holmes.1	6
Holmes.2	6
Holmes.3	6
Kipling.JungleBook	7
Kipling.JungleBook2	7
Kipling.Ballads	8
Narnia	9
Caspian	9
Screwtape	10
Austen.Emma	11
Austen.PP	11
Austen.MansfieldPark	11
spooky.EAP	12
spooky.MWS	13
spooky.HPL	14

Text (abbreviated)	Group Number
--------------------	--------------

Table A.2: Author-wise book groups from which multi-book samples of a single author are generated.

Index	Text 1	Text 2
1	spooky_HPL	Screwtape
2	Lotr_3, Lotr_2, Lotr_1	Percy_5
3	Austen_Emma, Austen_PP, Austen_MansfieldPark	Screwtape
4	Narnia, Caspian	spooky_MWS
5	Potter_4, Potter_2	Silmarillion
6	spooky_MWS	spooky_HPL
7	spooky_HPL	Potter_7, Potter_3, Potter_2
8	spooky_MWS	Lotr_3
9	Dickens_TwoCities, Dickens_OliverTwist, Dickens_Copperfield	Narnia, Caspian
10	Austen_Emma	Kipling_JungleBook
11	spooky_MWS	Narnia, Caspian
12	Kipling_Ballads	Lotr_1, Lotr_2, Lotr_3
13	Kipling_Ballads	Percy_1, Percy_3
14	Potter_4, Potter_7, Potter_2	spooky_HPL
15	Silmarillion	Potter_7
16	spooky_MWS	spooky_HPL
17	spooky_MWS	Kipling_Ballads
18	Lotr_2	Percy_5
19	Narnia, Caspian	spooky_HPL
20	Potter_6, Potter_5, Potter_3	Holmes_1
21	Austen_Emma, Austen_MansfieldPark, Austen_PP	Dickens_TwoCities, Dickens_OliverTwist
22	Percy_2, Percy_3, Percy_1	spooky_HPL
23	Potter_1	Kipling_JungleBook2
24	Holmes_1, Holmes_3, Holmes_2	Silmarillion
25	spooky_EAP	Kipling_Ballads
26	spooky_EAP	Potter_3, Potter_2
27	Narnia, Caspian	Kipling_Ballads
28	spooky_HPL	spooky_EAP
29	Narnia, Caspian	Potter_1, Potter_3
30	Silmarillion	spooky_HPL
31	spooky_HPL	Narnia, Caspian

Index	Text 1	Text 2
32	Kipling_JungleBook	Screwtape
33	Silmarillion	spooky_MWS
34	Lotr_2, Lotr_3	Kipling_JungleBook
35	Lotr_2	Percy_5, Percy_2
36	Kipling_Ballads	Silmarillion
37	Holmes_2, Holmes_3	spooky_HPL
38	Screwtape	Lotr_3, Lotr_1
39	spooky_HPL	Percy_3, Percy_2, Percy_5
40	Austen_Emma, Austen_MansfieldPark	spooky_HPL
41	Lotr_1	Austen_PP, Austen_MansfieldPark
42	Dickens_TwoCities	Lotr_3, Lotr_1, Lotr_2
43	spooky_HPL	spooky_EAP
44	Dickens_TwoCities, Dickens_HardTimes, Dickens_Pickwick	Narnia, Caspian
45	Screwtape	spooky_MWS
46	Narnia, Caspian	Silmarillion
47	Screwtape	Narnia, Caspian
48	Austen_PP	Kipling_JungleBook2, Kipling_JungleBook
49	Kipling_Ballads	Narnia, Caspian
50	Potter_2	Kipling_JungleBook2

Table A.3: Randomly chosen pairs of texts composed by different authors that are evaluated in this work with their respective indices.

Index	Text 1	Text 2	Vary Genre-wise
1	Potter_1	Potter_2	No
2	Potter_1	Potter_3	No
3	Potter_1	Potter_4	No
4	Potter_1	Potter_5	No
5	Potter_1	Potter_6	No
6	Potter_1	Potter_7	No
7	Potter_2	Potter_3	No
8	Potter_2	Potter_4	No
9	Potter_2	Potter_5	No



Index	Text 1	Text 2	Vary Genre-wise
10	Potter_2	Potter_6	No
11	Potter_2	Potter_7	No
12	Potter_3	Potter_4	No
13	Potter_3	Potter_5	No
14	Potter_3	Potter_6	No
15	Potter_3	Potter_7	No
16	Potter_4	Potter_5	No
17	Potter_4	Potter_6	No
18	Potter_4	Potter_7	No
19	Potter_5	Potter_6	No
20	Potter_5	Potter_7	No
21	Potter_6	Potter_7	No
22	Lotr_1	Lotr_2	No
23	Lotr_1	Lotr_3	No
24	Lotr_1	Silmarillion	Yes
25	Lotr_2	Lotr_3	No
26	Lotr_2	Silmarillion	Yes
27	Lotr_3	Silmarillion	Yes
28	Percy_1	Percy_2	No
29	Percy_1	Percy_3	No
30	Percy_1	Percy_5	No
31	Percy_2	Percy_3	No
32	Percy_2	Percy_5	No
33	Percy_3	Percy_5	No
34	Dickens_Copperfield	Dickens_OliverTwist	?
35	Dickens_Copperfield	Dickens_HardTimes	?
36	Dickens_Copperfield	Dickens_TwoCities	?
37	Dickens_Copperfield	Dickens_Pickwick	?

Index	Text 1	Text 2	Vary Genre-wise
38	Dickens_OliverTwist	Dickens_HardTimes	?
39	Dickens_OliverTwist	Dickens_TwoCities	?
40	Dickens_OliverTwist	Dickens_Pickwick	?
41	Dickens_HardTimes	Dickens_TwoCities	?
42	Dickens_HardTimes	Dickens_Pickwick	?
43	Dickens_TwoCities	Dickens_Pickwick	?
44	Holmes_1	Holmes_2	No
45	Holmes_1	Holmes_3	No
46	Holmes_2	Holmes_3	No
47	Kipling_JungleBook	Kipling_JungleBook2	No
48	Kipling_JungleBook	Kipling_Ballads	Yes
49	Kipling_JungleBook2	Kipling_Ballads	Yes
50	Narnia	Caspian	No
51	Narnia	Screwtape	Yes
52	Caspian	Screwtape	Yes
53	Austen_Emma	Austen_PP	?
54	Austen_Emma	Austen_MansfieldPark	?
55	Austen_PP	Austen_MansfieldPark	?

Table A.4: All permutations of same-author text pairs used in both experiments. Additionally, the fourth column lists our assumption regarding whether or not each pair of texts varies greatly in genre. When indecisive, we mark that pair with “?”.

## B Classification Algorithms with our Hypothesis-Testing

### Approach

---

**Algorithm 2 Experiment:** Unsupervised ( $k$ -means)

---

- 1: Initiate MCC score array  $v$  of length 100.
  - 2: Initiate  $p$ -value array  $u$  of length 100.
  - 3: **for**  $i = 1, \dots, 100$  **do**
  - 4:     Draw a subsample of  $c \cdot \min\{m_1^{(\ell)}, m_2^{(\ell)}\}$  text units ( $T_{\text{subsample}}^{(\ell, n, f)}$ ).
  - 5:     Apply 2-means on  $T_{\text{subsample}}^{(\ell, n, f)}$  and receive label sequence  $L$ .
  - 6:     Compute MCC score between  $L$  and  $L^{(\text{real})}$  and store in  $v$ .
  - 7:     Estimate  $p$ -value of the MCC score with hypothesis-testing routine (null distribution composed of 1000 simulations) and store in  $u$ .
  - 8: **end for**
  - 9: Apply FDR correction to  $u$  to receive an FDR-corrected array  $u_{\text{FDR}}$ .
  - 10: Chosen MCC score and  $p$ -value for the combination of  $n$  and  $\ell$ , respectively:  $\bar{v}$ ,  $\bar{u}_{\text{FDR}}$ .
- 

## C Traditional Embeddings Significance Maps

### C.1 Unsupervised Classification Results

---

**Algorithm 3 Experiment:** Supervised (GI)

---

- 1: Initiate MCC score array  $v$  of length 100.
  - 2: Initiate  $p$ -value array  $u$  of length 100.
  - 3: **for**  $i = 1, \dots, 100$  **do**
  - 4:     Draw a subsample of  $c \cdot \min\{m_1^{(\ell)}, m_2^{(\ell)}\}$  text units for training ( $T_{\text{train}}^{(\ell, n, f)}$ ), the rest are for testing ( $T_{\text{test}}^{(\ell, n, f)}$ ).
  - 5:     Compute two label-wise centroids of  $T_{\text{train}}^{(\ell, n, f)}$  according to  $L^{(\text{real})}$ .
  - 6:     Initiate label-association array  $w \in \mathbb{R}^{100 \times |T_{\text{test}}^{(\ell, n, f)}|}$ .
  - 7:     **for**  $j = 1, \dots, 100$  **do**
  - 8:         Draw a subsample of  $f$ , satisfying  $f_{\text{subsample}} \in f$  and  $|f_{\text{subsample}}| \approx 0.3 \cdot |f|$ .
  - 9:         **for**  $k = 1, \dots, |T_{\text{test}}^{(\ell, n, f)}|$  **do**
  - 10:             Compute the 2-norm of the difference between  $T_{\text{test}, k}^{(\ell, n, f_{\text{subsample}})}$  and each label-wise centroid, respectively.
  - 11:              $w_{jk}$  = label of the centroid for which the 2-norm was smaller.
  - 12:         **end for**
  - 13:         Determine the label for every sample in  $T_{\text{test}}^{(\ell, n, f)}$  based on the one with which it is most associated in  $w$ , and receive a label sequence  $L$ .
  - 14:     **end for**
  - 15:     Compute MCC score between  $L$  and  $L^{(\text{real})}$  and store in  $v$ .
  - 16:     Estimate  $p$ -value of the MCC score with hypothesis-testing routine and store in  $u$ .
  - 17: **end for**
  - 18: Apply FDR correction  $u$  to receive an FDR-corrected array  $u_{\text{FDR}}$
  - 19: Chosen MCC score and  $p$ -value for the combination of  $n$  and  $\ell$ , respectively:  $\bar{v}$ ,  $\bar{u}_{\text{FDR}}$
-

---

**Algorithm 4 Experiment:** Supervised (Cosine Similarity)

---

- 1: Initiate MCC score array  $v$  of length 100.
  - 2: Initiate  $p$ -value array  $u$  of length 100.
  - 3: **for**  $i = 1, \dots, 100$  **do**
  - 4:     Draw a subsample of  $c \cdot \min\{m_1^{(\ell)}, m_2^{(\ell)}\}$  text units for training ( $T_{\text{train}}^{(\ell, n, f)}$ ), the rest are for testing ( $T_{\text{test}}^{(\ell, f)}$ ).
  - 5:     Compute two label-wise centroids of  $T_{\text{train}}^{(\ell, f)}$  according to  $L^{(\text{real})}$ .
  - 6:     Initiate label-association array  $w \in \mathbb{R}^{|T_{\text{test}}^{(\ell, f)}|}$ .
  - 7:     **for**  $j = 1, \dots, |T_{\text{test}}^{(\ell, f)}|$  **do**
  - 8:          $L_j = \text{index}[\max(\cos(\text{centroid}_1, T_{\text{test}, j}^{(\ell, f)}), \cos(\text{centroid}_2, T_{\text{test}, j}^{(\ell, f)}))]$ .
  - 9:     **end for**
  - 10:     Compute MCC score between  $L$  and  $L^{(\text{real})}$  and store in  $v$ .
  - 11:     Estimate  $p$ -value of the MCC score with hypothesis-testing routine and store in  $u$ .
  - 12: **end for**
  - 13: Apply FDR correction  $u$  to receive an FDR-corrected array  $u_{\text{FDR}}$
  - 14: Chosen MCC score and  $p$ -value for the combination of  $n$  and  $\ell$ , respectively:  $\bar{v}$ ,  $\bar{u}_{\text{FDR}}$
-

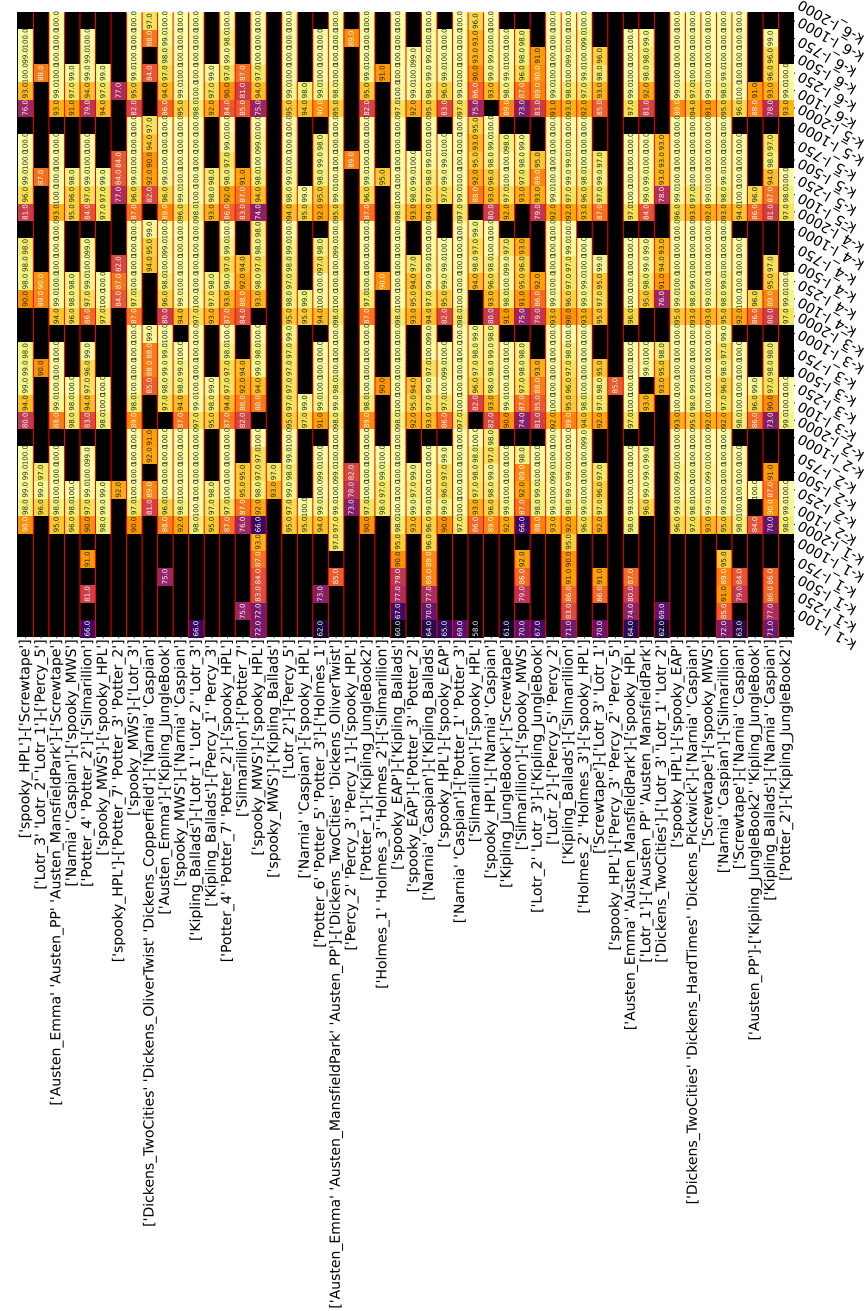


Figure C.1: Significance map for the attempt to apply 2-means classification to distinguish 50 pairs of texts composed by different authors (see Table A.3), embedded using character  $k$ -mers with  $f = 300$ , similarly to Figure 2.




Figure C.2: Significance map for the attempt to apply 2-means classification to distinguish all permutations of pairs of texts composed by the same author (see Table A.4), embedded using character  $k$ -mers with  $f = 300$ , similarly to Figure 2.

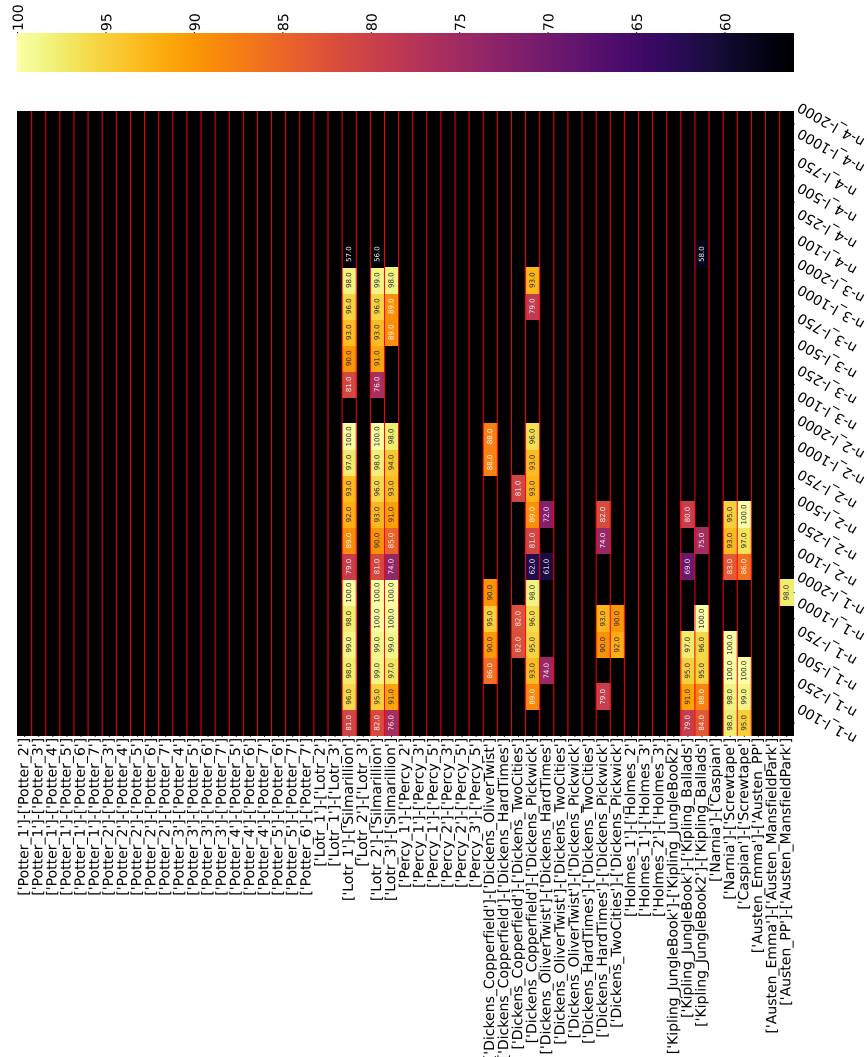


Figure C.3: Significance map for the attempt to apply 2-means classification to distinguish all permutations of pairs of texts composed by the same author (see Table A.4), embedded using word  $n$ -grams with  $f = 300$ , similarly to Figure 2.



## C.2 Supervised Classification Results

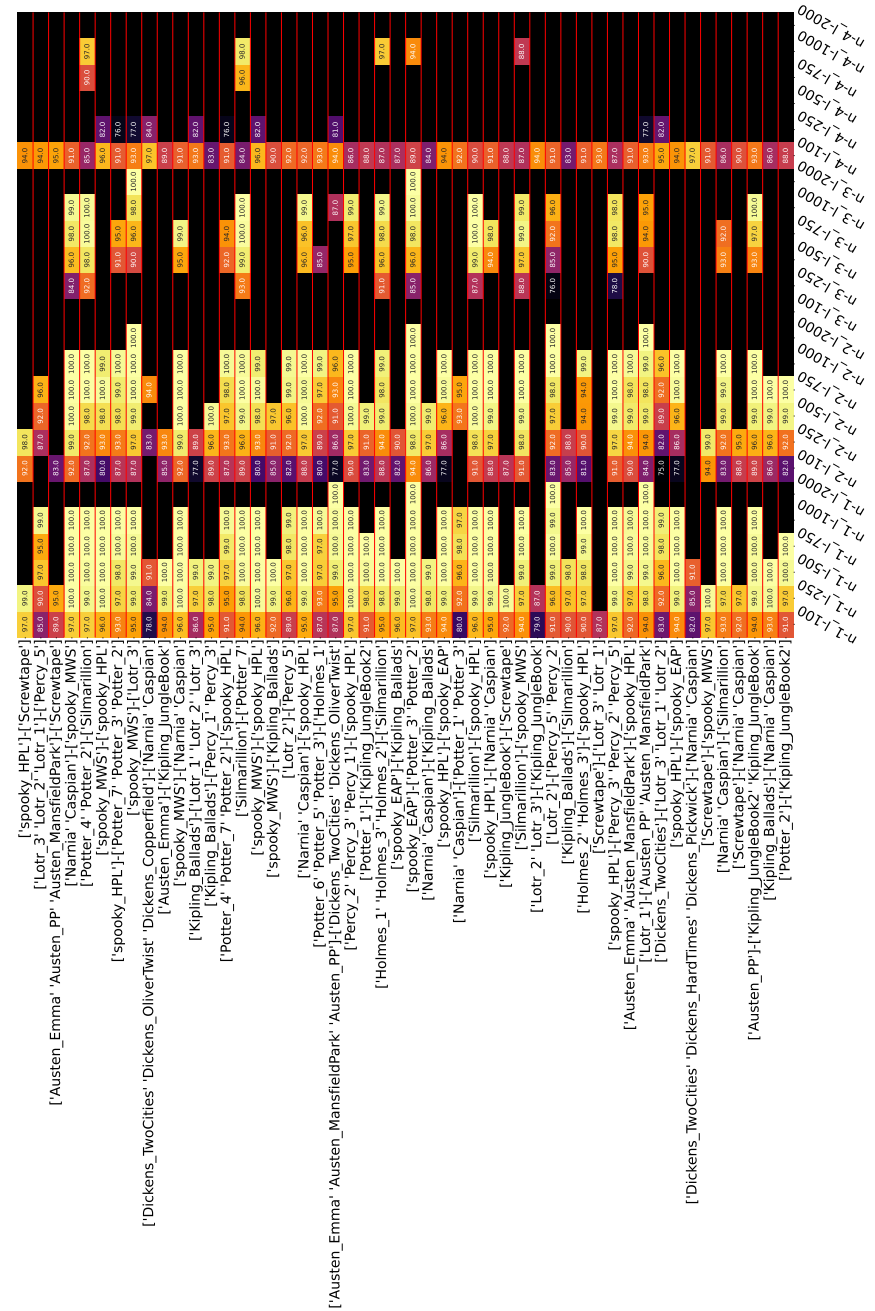


Figure C.4: Significance map for the attempt to apply GI supervised classification to distinguish 50 pairs of texts composed by different authors (see Table A.3), embedded using word  $n$ -grams with  $f = 300$ , similarly to Figure 2.

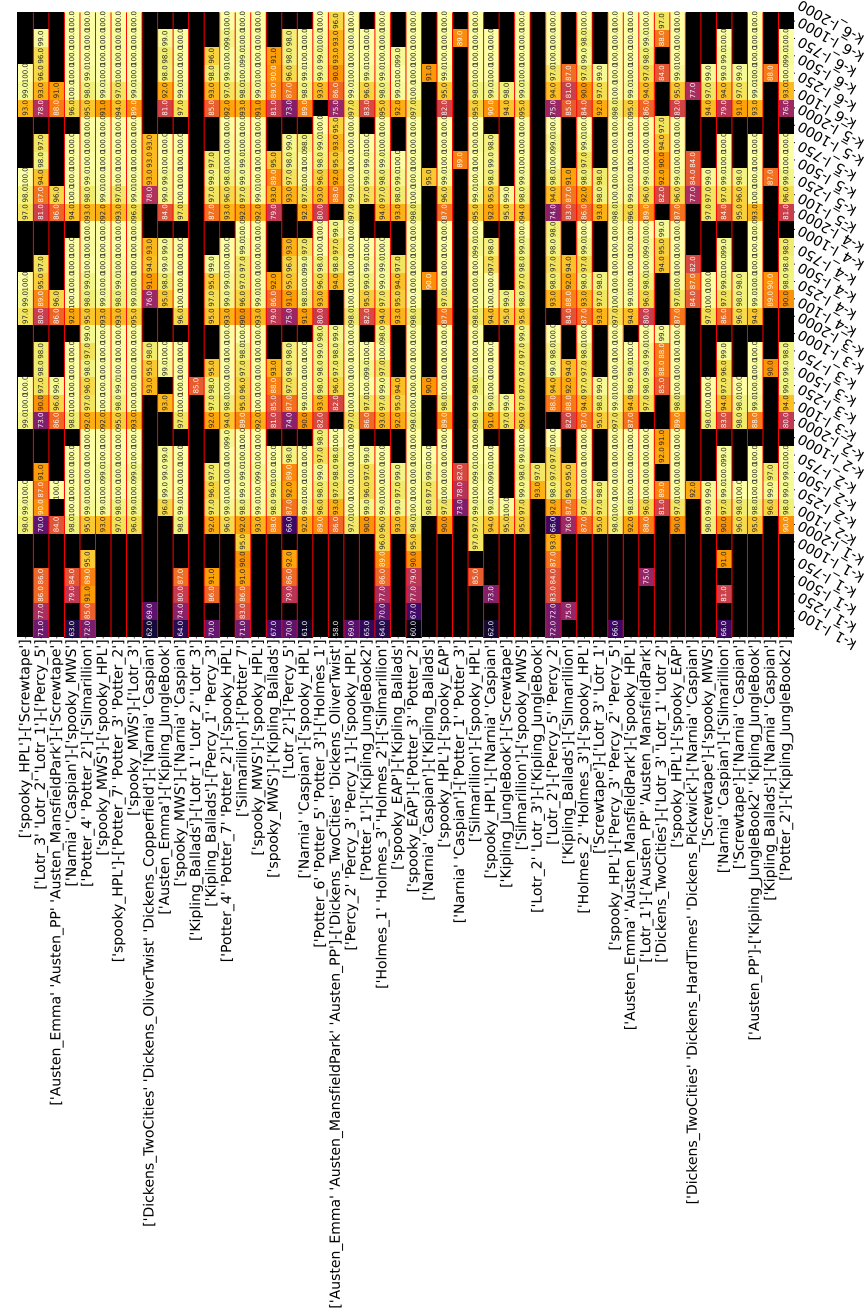


Figure C.5: Significance map for the attempt to apply GI supervised classification to distinguish 50 pairs of texts composed by different authors (see Table A.3), embedded using character  $k$ -mers with  $f = 300$ , similarly to Figure 2.

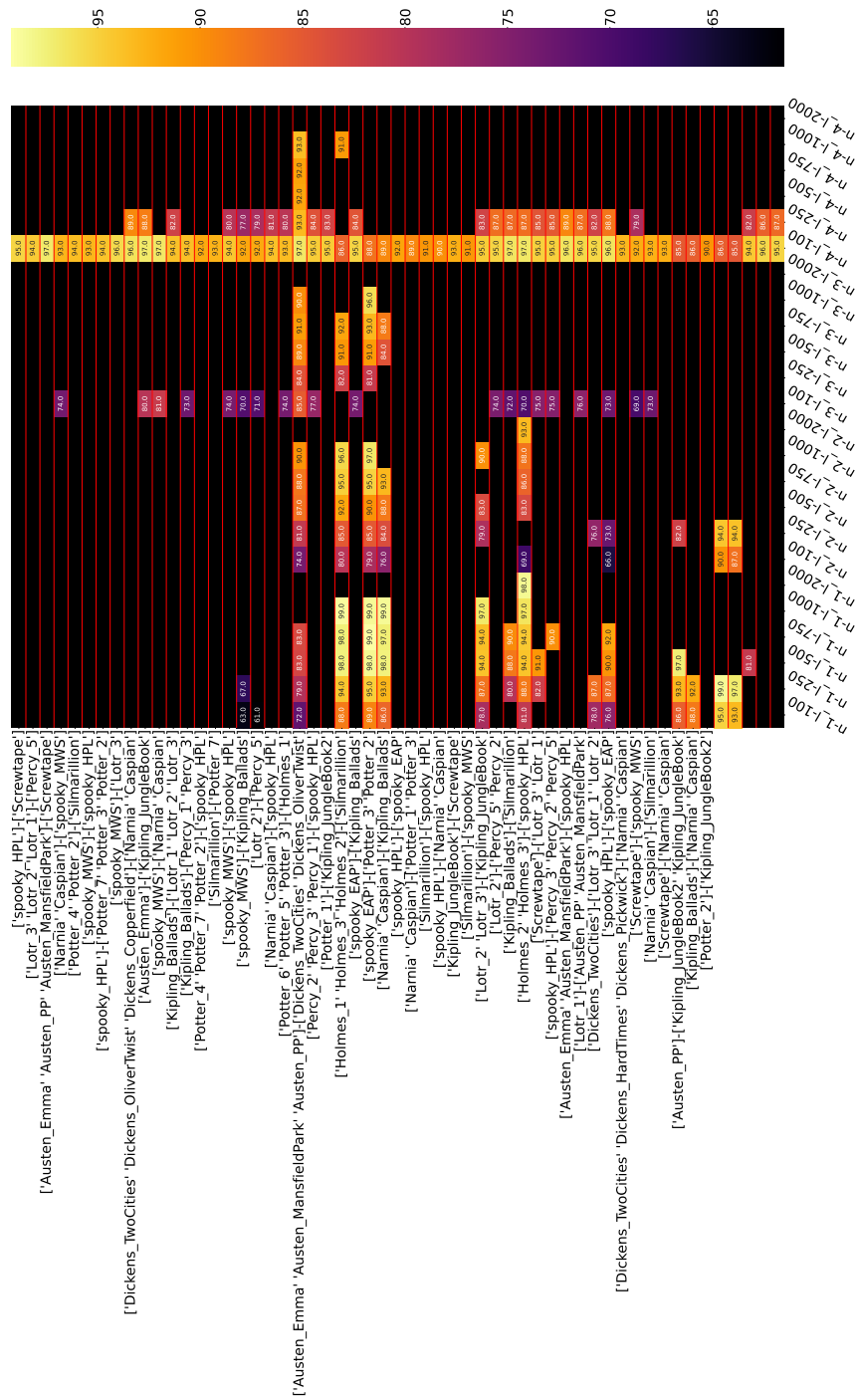


Figure C.6: Significance map for the attempt to apply GI supervised classification to distinguish all permutations of pairs of texts composed by the same author (see Table A.4), embedded using word  $n$ -grams with  $f = 300$ , similarly to Figure 2.




Figure C.7: Significance map for the attempt to apply GI supervised classification to distinguish all permutations of pairs of texts composed by the same author (see Table A.4), embedded using character  $k$ -mers with  $f = 300$ , similarly to Figure 2.

## D Neural Embeddings Significance Maps

### D.1 Unsupervised Classification Results

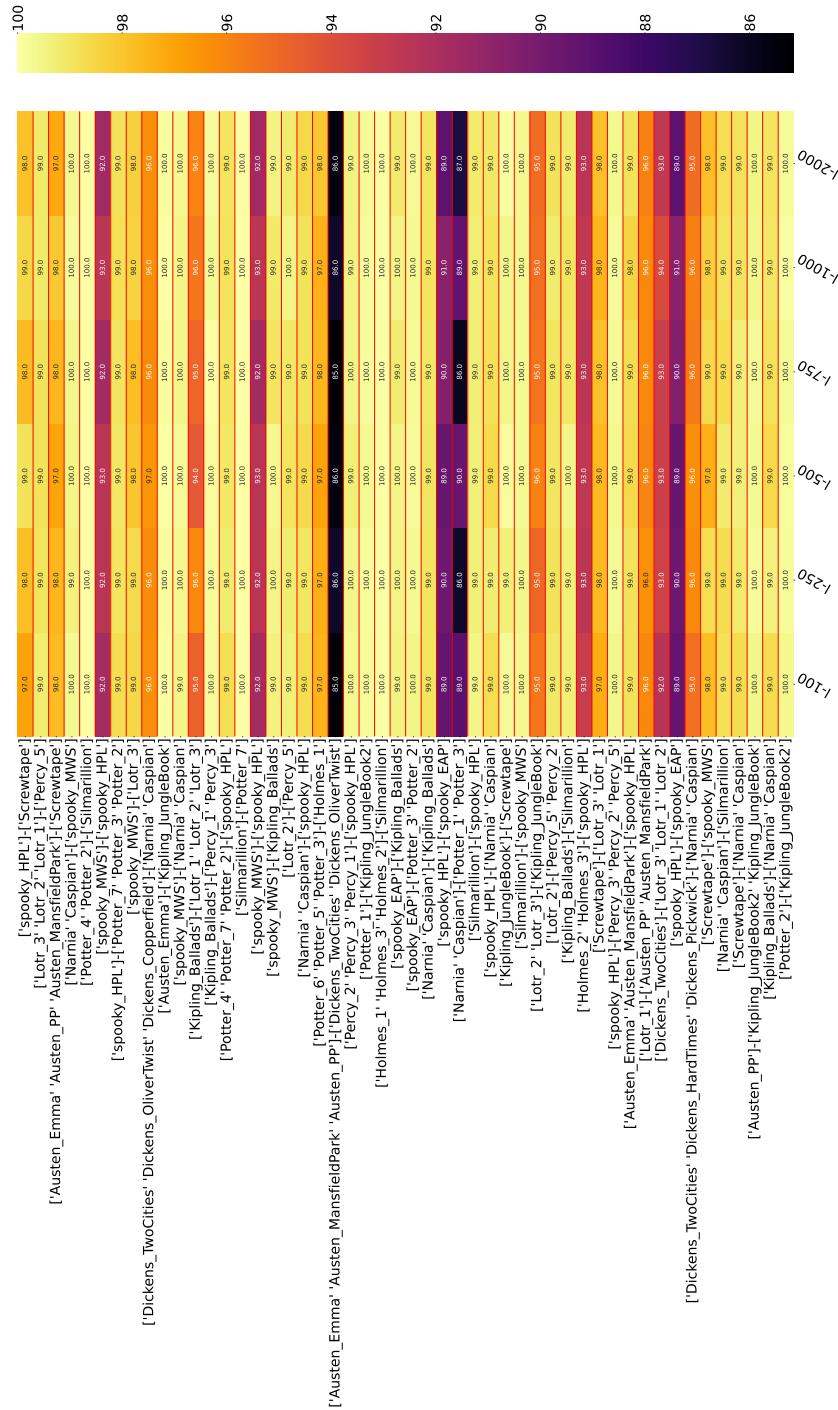


Figure D.1: Significance map for the attempt to apply 2-means classification to distinguish 50 pairs of texts composed by different authors (see Table A.3), embedded using STAR, similarly to Figure 2.

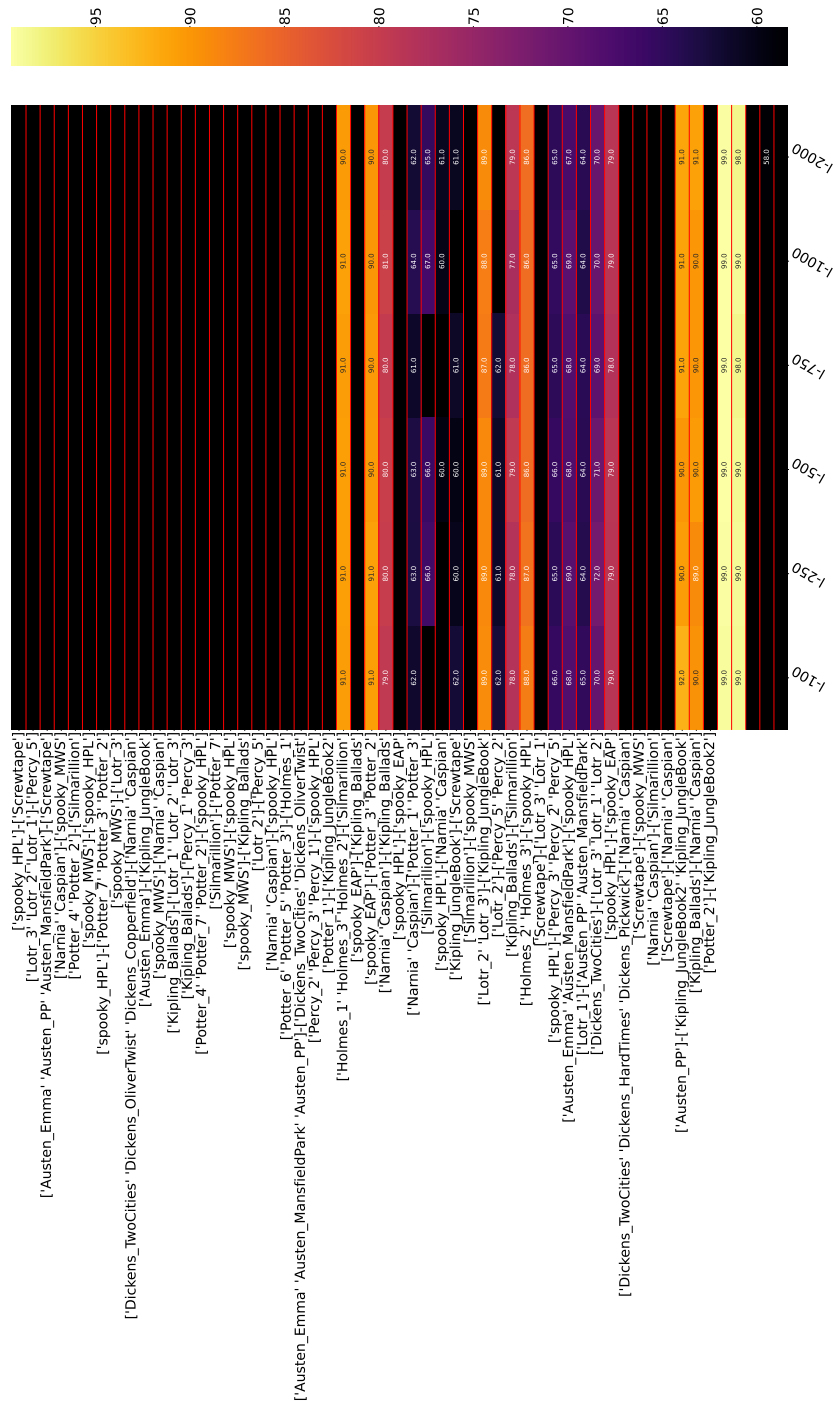


Figure D.2: Significance map for the attempt to apply 2-means classification to distinguish all permutations of pairs of texts composed by the same author (see Table A.4), embedded using STAR, similarly to Figure 2.



## D.2 Supervised Classification Results

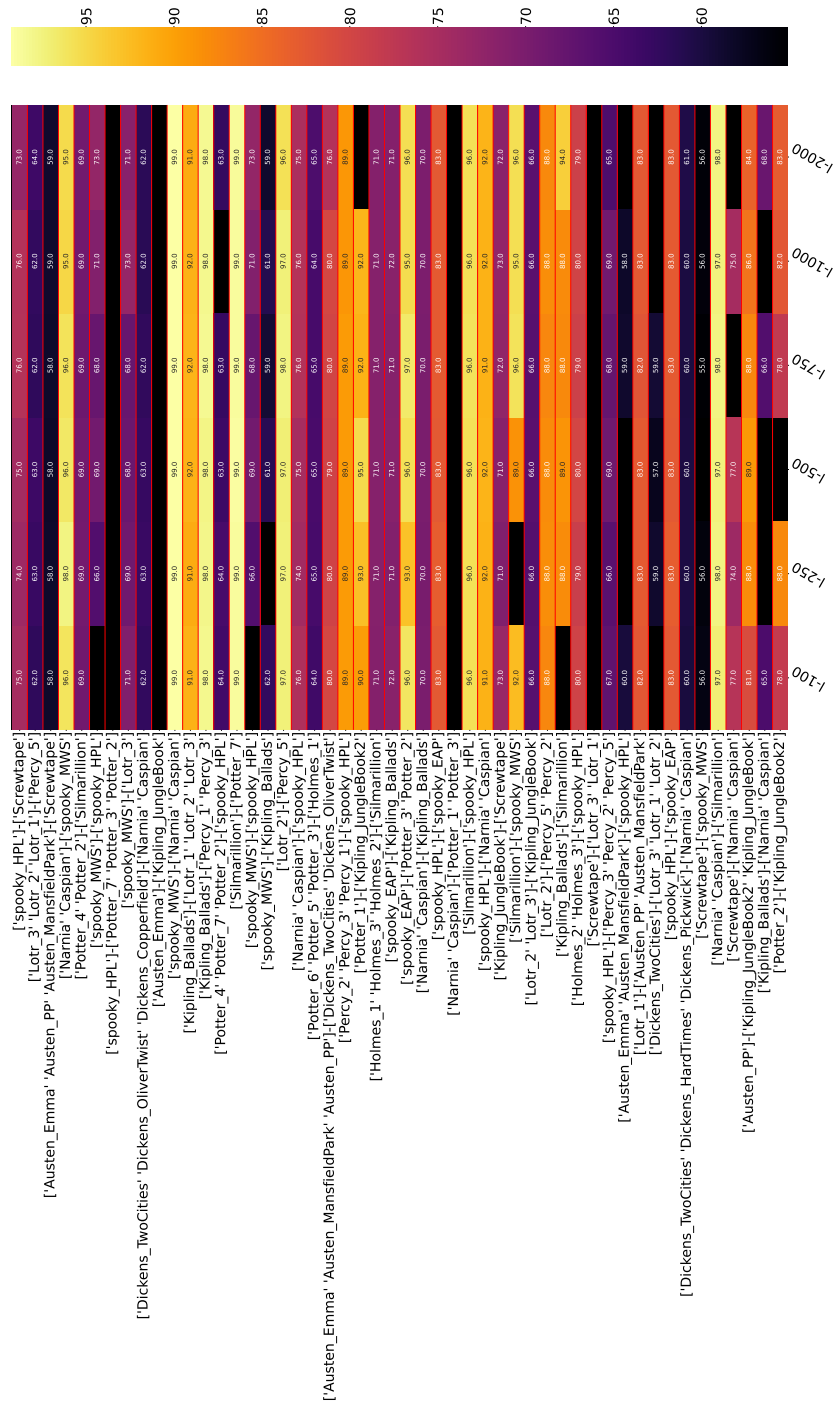


Figure D.3: Significance map for the attempt to apply supervised cosine similarity classification to distinguish 50 pairs of texts composed by different authors (see Table A.3), embedded using STAR, similarly to Figure 2.

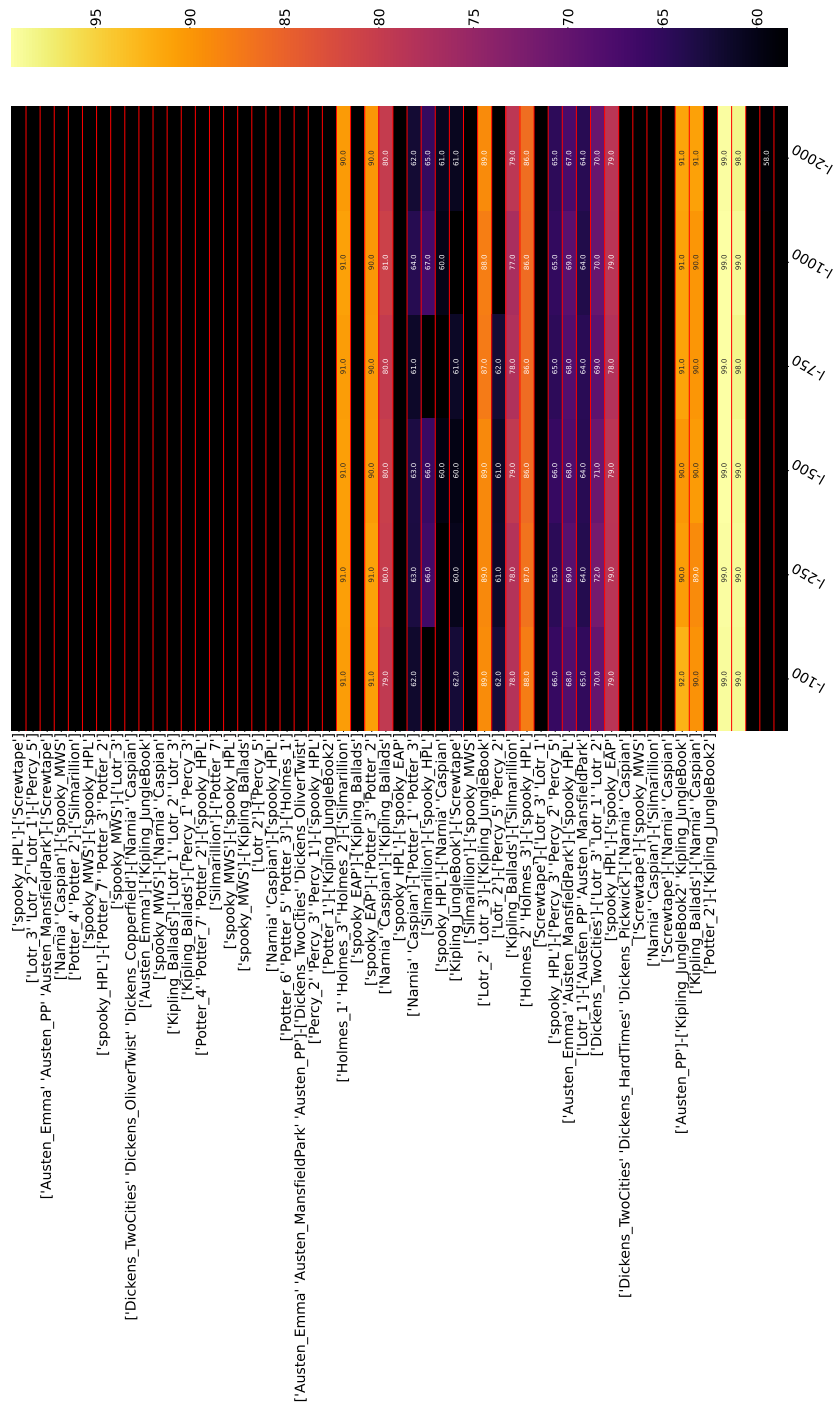


Figure D.4: Significance map for the attempt to apply supervised cosine similarity classification to distinguish all permutations of pairs of texts composed by the same author (see Table A.4), embedded using STAR, similarly to Figure 2.