

GLUING METHODS FOR QUANTITATIVE STABILITY OF OPTIMAL TRANSPORT MAPS

CYRIL LETROUT AND QUENTIN MÉRIGOT

ABSTRACT. We establish quantitative stability bounds for the quadratic optimal transport map T_μ between a fixed probability density ρ and a probability measure μ on \mathbb{R}^d . Under general assumptions on ρ , we prove that the map $\mu \mapsto T_\mu$ is bi-Hölder continuous, with dimension-free Hölder exponents. The linearized optimal transport metric $W_{2,\rho}(\mu, \nu) = \|T_\mu - T_\nu\|_{L^2(\rho)}$ is therefore bi-Hölder equivalent to the 2-Wasserstein distance, which justifies its use in applications.

We show this property in the following cases: (i) for any log-concave density ρ with full support in \mathbb{R}^d , and any log-bounded perturbation thereof; (ii) for ρ bounded away from 0 and $+\infty$ on a John domain (e.g., on a bounded Lipschitz domain), while the only previously known result of this type assumed convexity of the domain; (iii) for some important families of probability densities on bounded domains which decay or blow-up polynomially near the boundary. Concerning the sharpness of point (ii), we also provide examples of non-John domains for which the Brenier potentials do not satisfy any Hölder stability estimate.

Our proofs rely on local variance inequalities for the Brenier potentials in small convex subsets of the support of ρ , which are glued together to deduce a global variance inequality. This gluing argument is based on two different strategies of independent interest: one of them leverages the properties of the Whitney decomposition in bounded domains, the other one relies on spectral graph theory.

CONTENTS

1.	Introduction	1
2.	Stability for log-concave sources	8
3.	Variance inequalities	12
4.	Proof of Theorems 1.7, 1.10 and 1.11: bounded domains	17
5.	Proof of Theorem 1.9: counterexample to Hölder potential stability	20
6.	Proof of Theorem 1.12: generalized Cauchy distributions	22
	Appendix A. Proof of Lemma 3.4	31
	Appendix B. Proof of Proposition 6.1 (Cheeger inequality)	32
	References	33

1. INTRODUCTION

Let $\mathcal{P}_2(\mathbb{R}^d)$ be the set of probability measures with finite second moment over \mathbb{R}^d . Given two probability measures ρ, μ in $\mathcal{P}_2(\mathbb{R}^d)$, the optimal transport problem for the quadratic cost in \mathbb{R}^d consists in solving the minimization problem

$$\inf_{\gamma \in \Gamma(\rho, \mu)} \int_{\mathbb{R}^d \times \mathbb{R}^d} \|x - y\|^2 d\gamma(x, y) \tag{1.1}$$

where $\Gamma(\rho, \mu)$ is the set of couplings between ρ and μ , i.e., the set of probability measures γ over the product space $\mathbb{R}^d \times \mathbb{R}^d$ with first marginal ρ and second marginal μ . More generally, considering the L^p cost, we define the p -Wasserstein distance between ρ and μ as

$$W_p(\rho, \mu) = \left(\inf_{\gamma \in \Gamma(\rho, \mu)} \int_{\mathbb{R}^d \times \mathbb{R}^d} \|x - y\|^p d\gamma(x, y) \right)^{1/p}.$$

In this paper, we focus on the quadratic optimal transport problem in \mathbb{R}^d , i.e., the case $p = 2$. A theorem of Brenier [12] asserts that if ρ is absolutely continuous with respect to the Lebesgue measure, then a unique solution $\gamma \in \Gamma(\rho, \mu)$ of (1.1) exists, and it is induced by a map $T = \nabla\phi$, where $\phi : \mathbb{R}^d \rightarrow \mathbb{R}$ is a convex function.

Definition 1.1 (Potentials and maps). *We fix a probability measure $\rho \in \mathcal{P}_2(\mathbb{R}^d)$, which we assume to be absolutely continuous with respect to the Lebesgue measure and supported in $\mathcal{X} \subset \mathbb{R}^d$. Given $\mu \in \mathcal{P}_2(\mathbb{R}^d)$, we call*

- Brenier map and denote by T_μ the (unique) optimal transport map between ρ and μ ;
- Brenier potential the unique lower semi-continuous convex function $\phi_\mu \in L^2(\rho)$ such that $T_\mu = \nabla\phi_\mu$ and $\int_{\mathcal{X}} \phi_\mu d\rho = 0$ (this function is always uniquely defined in the setting of this paper, see for instance Remark 3.5).

The problem addressed in the present paper is the following: ρ being fixed, and knowing that μ and ν are close to one another in some Wasserstein distance, how far can T_μ and T_ν be at most (e.g., in $L^2(\rho)$)? Since we are dealing with the quadratic cost, the most natural distance on $\mathcal{P}_2(\mathbb{R}^d)$ to consider is the 2-Wasserstein distance. To summarize, we are interested in quantitative stability bounds for the map $\mu \mapsto T_\mu$ from $(\mathcal{P}_2(\mathbb{R}^d), W_2)$ to $L^2(\rho)$, i.e., bounds of the form

$$\|T_\mu - T_\nu\|_{L^2(\rho)} \leq CW_2(\mu, \nu)^q \quad (1.2)$$

where the constant q is universal, and in particular independent of d . Although this is not essential (see Remark 1.5), we assume in our main results that the supports of μ, ν are contained in a compact set \mathcal{Y} ; the constant C may depend on this set \mathcal{Y} (and on ρ), but not on any other property of μ, ν .

Some comments are in order. Firstly, it is well-known that the map $\mu \mapsto T_\mu$ from $(\mathcal{P}_2(\mathbb{R}^d), W_2)$ to $L^2(\rho)$ is continuous: this follows from [54, Corollary 5.23], together with the dominated convergence theorem. Secondly, since $(T_\mu, T_\nu)_\# \rho$ is a coupling between μ and ν , this map is reverse Lipschitz, i.e., $\|T_\mu - T_\nu\|_{L^2(\rho)} \geq W_2(\mu, \nu)$. Thirdly, simple examples show that one cannot expect in general $q > 1/2$ in (1.2) (see [33, Section 4] or [44, Lemma 5.1]). It is also natural to seek for stability bounds on the Brenier potentials, in the form

$$\|\phi_\mu - \phi_\nu\|_{L^2(\rho)} \leq C'W_2(\mu, \nu)^{q'}. \quad (1.3)$$

As we will see later, (1.3) implies a bound of the form (1.2).

The quantitative stability of optimal transport maps has attracted a lot of attention recently ([33], [26], [7], [42], [23], [24], [44]). Variants of this problem include quantitative stability for entropic optimal transport under perturbations of the measures ([25], [29], [16]) or of the regularization parameter ([23], [28]), for semi-discrete optimal transport ([4], [28]), or for more general costs ([47], [32]). We also mention [17] which studies the quantitative stability of Wasserstein barycenters.

One of the motivations for studying the stability of optimal transport maps is that for a fixed source probability density ρ , the mapping $\mu \mapsto T_\mu$ provides an embedding of $(\mathcal{P}_2(\mathbb{R}^d), W_2)$ to the Hilbert space $L^2(\rho, \mathbb{R}^d)$. This embedding, often called *linearized optimal transport*, allows one to apply the standard ‘‘Hilbertian’’ statistical toolbox to measure-valued data such as grayscale images [55], [41], [5]. This embedding is always distance-increasing, and stability estimates such as (1.2) show that it is bi-Hölder continuous¹. In other words, the distance $d(\mu, \nu) = \|T_\mu - T_\nu\|_{L^2(\rho)}$ preserves in a rough way the geometry associated to the Wasserstein distance.

Our starting point is the following result of [24]. Here as in the rest of the paper, constants denoted by C_{a_1, \dots, a_n} are non-negative constants which depend on a_1, \dots, a_n .

Theorem 1.2 (Introduction of [24]). *Let \mathcal{X} be a compact convex set and ρ be a probability density on \mathcal{X} , bounded from above and below by positive constants. Let $p > d$ and $p \geq 4$. Assume that*

¹In dimension $d = 1$, this embedding is an isometry, see for instance [53, Theorem 2.18].

$\mu, \nu \in \mathcal{P}_2(\mathbb{R}^d)$ have bounded p -th moment, i.e. $\max(\int_{\mathbb{R}^d} \|x\|^p d\mu(x), \int_{\mathbb{R}^d} \|x\|^p d\nu(x)) \leq M_p < +\infty$. Then

$$\|T_\mu - T_\nu\|_{L^2(\rho)} \leq C_{\rho,p,M_p} W_1(\mu, \nu)^{\frac{p}{6p+16d}}$$

$$\|\phi_\mu - \phi_\nu\|_{L^2(\rho)} \leq C_{\rho,p,M_p} W_1(\mu, \nu)^{\frac{1}{2}}.$$

If μ, ν are supported on a compact set \mathcal{Y} , the Hölder exponent for the Brenier map is improved:

$$\|T_\mu - T_\nu\|_{L^2(\rho)} \leq C_{\rho,\mathcal{Y}} W_1(\mu, \nu)^{\frac{1}{6}}. \quad (1.4)$$

Remark 1.3 (Comparison between W_1 and W_2). We note that since $W_1 \leq W_2$, the estimates in the above theorems, as well as in all results of the present paper, imply a bi-Hölder behaviour of the map $\mu \mapsto T_\mu$ on subsets of $\mathcal{P}_2(\mathbb{R}^d)$ with respect to both Wasserstein distances W_1 and W_2 .

Our purpose in this paper is to obtain similar stability results for much more general source probability measures ρ . Along the way, we unveil a strong analogy between optimal transport stability estimates and some proofs of Poincaré(-Wirtinger) inequalities. We also provide an example of ρ for which stability of Brenier potentials fails. All together, these results give a fairly general picture of the source measures ρ for which quantitative stability of optimal transport potentials and maps may be expected to hold.

In all previous works on the subject (notably [7], [44], [24], [28, Section 4], [47]), convexity, compactness and upper and lower bounds on ρ were used in a crucial way. Our results show that neither the compactness, nor the convexity of \mathcal{X} are actually needed for stability to hold, and that the density $\rho(x)$ may also be allowed to tend to 0 or to $+\infty$ at some controlled rate, either for x close to the boundary of \mathcal{X} if \mathcal{X} is bounded, or as $|x| \rightarrow +\infty$ if \mathcal{X} is unbounded.

The proofs of our main results leverage domain decomposition techniques and spectral graph theory. The starting point of our investigations was the proof of [17, Proposition B.2] in which it was first noticed, although on the different problem of quantitative stability of Wasserstein barycenters, that convexity of the support of ρ might not be necessary to prove quantitative stability bounds. Let us mention that although the exponent 1/6 in (1.4) is not believed to be optimal, our focus in this paper is not to improve it.

1.1. The log-concave case. We first establish stability estimates in the case where the source measure ρ is a log-concave probability density on \mathbb{R}^d , with support equal to \mathbb{R}^d . As in the Holley-Stroock principle ([37, page 1185], [3, Proposition 4.2.7]), we are also able to deal with log-bounded perturbations of log-concave measures. Our first main result is the following:

Theorem 1.4. *Let $\rho = e^{-U-F} dx$ be a probability density on \mathbb{R}^d , with $D^2U \geq \kappa \cdot \text{Id}$ for some $\kappa > 0$, and $F \in L^\infty(\mathbb{R}^d)$. Let \mathcal{Y} be a compact set. Then, there exists $C_{\rho,\mathcal{Y}} > 0$ such that for any probability measures μ, ν supported in \mathcal{Y} ,*

$$\|\phi_\mu - \phi_\nu\|_{L^2(\rho)} \leq C_{\rho,\mathcal{Y}} W_1(\mu, \nu)^{\frac{1}{2}} |\log(W_1(\mu, \nu))|^{\frac{1}{2}} \quad (1.5)$$

$$\|T_\mu - T_\nu\|_{L^2(\rho)} \leq C_{\rho,\mathcal{Y}} W_1(\mu, \nu)^{\frac{1}{9}}. \quad (1.6)$$

To our knowledge, Theorem 1.4 is the first result establishing stability estimates for probability densities with unbounded support in \mathbb{R}^d (see for instance [47] where this is mentioned as an open problem in Section 1.4, and where the case of log-concave measures with bounded support is handled). Of course, the log-loss in (1.5) may be replaced by $W_1(\mu, \nu)^{-\varepsilon}$ for arbitrarily small $\varepsilon > 0$, at the price of introducing a dependence of $C_{\rho,\mathcal{Y}}$ in ε . Also, the exponent 1/9 in (1.6) can be replaced by $1/8 - \varepsilon$ for any $\varepsilon > 0$; and again, this introduces a dependence of the constant $C_{\rho,\mathcal{Y}}$ in ε . The constants in Theorem 1.4, as well as in all other results of this paper, can be made explicit.

Remark 1.5. *Theorem 1.4, as well as the results that we describe below, are stated only for target measures which are supported in a compact set \mathcal{Y} . This choice is mainly made for simplicity and to keep the paper readable, since handling unbounded targets would create an additional layer of complexity in the proofs. We refer to [24, Section 4] where this extension is done for ρ satisfying the assumptions of Theorem 1.2.*

1.2. The case of John domains. Our second result extends Theorem 1.2 to the case where ρ is a probability density on a John domain, whose density is assumed to be bounded above and below by positive constants. Roughly speaking, a domain is a John domain if it is possible to move from one point to another without passing too close to the boundary. This notion is encountered for instance when dealing with Sobolev-Poincaré inequalities. Let us recall the precise definition and then provide examples.

Definition 1.6. *A domain $\mathcal{X} \subset \mathbb{R}^d$ is called an (α, β) -John domain, $0 < \alpha \leq \beta$, if for some point $x_0 \in \mathcal{X}$, and for any $x \in \mathcal{X}$ there exists a rectifiable (or equivalently, a piecewise linear) path $\gamma : [0, \ell(\gamma)] \rightarrow \mathcal{X}$ parametrized by arc-length with length $\ell(\gamma) \leq \beta$, where $\gamma(0) = x$, $\gamma(\ell(\gamma)) = x_0$, and*

$$\forall t \in [0, \ell(\gamma)], \quad \text{dist}(\gamma(t), \partial\mathcal{X}) \geq \alpha \frac{t}{\ell(\gamma)}$$

where dist denotes the Euclidean distance. A domain is a John domain if it is an (α, β) -John domain for some α and β .

Notice that with this definition, John domains are automatically bounded. John domains were introduced in [39], and the terminology was coined in [43]. Lipschitz domains, and more generally domains satisfying the cone condition, are John domains. John domains may have fractal (and nonrectifiable) boundaries or internal cusps, but external cusps are excluded. The snowflake domains, domains bounded by a Koch curve and bounded quasidisks of twodimensional quasiconformal theory are John domains. We refer to [49] and [51, Chapter 5] for accounts on John domains.

The main result of this section is the following:

Theorem 1.7. *Let \mathcal{X} be a John domain and let ρ be a probability density on \mathcal{X} , bounded from above and below by positive constants. Then, for any compact set \mathcal{Y} , there exists $C_{\rho, \mathcal{Y}} > 0$ such that for any probability measures μ, ν supported in \mathcal{Y} ,*

$$\|\phi_\mu - \phi_\nu\|_{L^2(\rho)} \leq C_{\rho, \mathcal{Y}} W_1(\mu, \nu)^{\frac{1}{2}}. \quad (1.7)$$

If in addition \mathcal{X} has a rectifiable boundary, then

$$\|T_\mu - T_\nu\|_{L^2(\rho)} \leq C_{\rho, \mathcal{Y}} W_1(\mu, \nu)^{\frac{1}{6}}. \quad (1.8)$$

The constants $C_{\rho, \mathcal{Y}}$ may be computed explicitly, see Lemma 3.3 and Remark 4.3 for an illustration. We do not know if the assumption that \mathcal{X} has a rectifiable boundary in the second part of the statement is necessary.

As a counterpart to Theorem 1.7, we are able to construct a counterexample to the stability of Brenier potentials (1.7) in some non-John domain.

Definition 1.8. *We say that an absolutely continuous probability measure ρ on \mathbb{R}^d has the Hölder potential stability property if there exist $C, q > 0$ and $p \in [1, \infty)$ such that for any μ, ν supported in the unit ball of \mathbb{R}^d ,*

$$\|\phi_\mu - \phi_\nu\|_{L^2(\rho)} \leq C W_p(\mu, \nu)^q.$$

Theorem 1.9. *For any $d \geq 2$, there exists a bounded and path-connected domain $\mathcal{X} \subset \mathbb{R}^d$ such that any probability density ρ which is bounded from above and below by positive constants on \mathcal{X} does not have the Hölder potential stability property.*

The above counterexample is based on the construction of a “room-and-passage” domain \mathcal{X} , a class of bounded domains with thin necks at all scales already used in the literature to provide counterexamples to various spectral and functional properties holding in John domains (see [2], [22, pp. 521-523] for instance).

1.3. The case of degenerating densities in bounded domains. Theorem 1.7 shows that the convexity assumption in Theorem 1.2 may be dramatically relaxed. Our next statements demonstrate that the assumption that the probability density ρ is bounded above and below on its support is not necessary either: we may allow ρ to decay to 0 or blow-up to $+\infty$ at some controlled rate when approaching the boundary of \mathcal{X} , and still obtain comparable stability bounds.

Our first result in this direction is the following. This result is new even for convex \mathcal{X} .

Theorem 1.10. *Let ρ be a probability density over a bounded Lipschitz domain \mathcal{X} . Assume that there exist $c_1, c_2 > 0$ and $\delta > -1$ such that for any $x \in \mathcal{X}$,*

$$c_1 \text{dist}(x, \partial\mathcal{X})^\delta \leq \rho(x) \leq c_2 \text{dist}(x, \partial\mathcal{X})^\delta. \quad (1.9)$$

Let \mathcal{Y} be a compact set. Then there exists $C_{\rho, \mathcal{Y}} > 0$ such that for any probability measures μ, ν supported in \mathcal{Y} ,

$$\|\phi_\mu - \phi_\nu\|_{L^2(\rho)} \leq C_{\rho, \mathcal{Y}} W_1(\mu, \nu)^{\frac{1}{2}} \quad (1.10)$$

$$\|T_\mu - T_\nu\|_{L^2(\rho)} \leq C_{\rho, \mathcal{Y}} W_1(\mu, \nu)^{\frac{1}{6} - \delta'} \quad (1.11)$$

where $\delta' = \frac{|\delta|}{6}$ if $-1 < \delta \leq 0$, and $\delta' = \frac{\delta}{12(1+\delta)}$ if $\delta \geq 0$.

The above condition $\delta > -1$ is necessary since ρ is a probability measure.

Our second result concerning densities degenerating at the boundary of a bounded domain is motivated by works in statistics (starting with [19]) which define notions of multivariate quantiles and statistical depth via optimal transport theory. These works aim at addressing the well-known problem of finding a good analogue in dimension $d \geq 2$ of univariate distribution functions, despite the absence of a canonical ordering relation in \mathbb{R}^d . Compared to previous notions considered in the literature, the notion introduced in [19] and further studied e.g. in [36], [30], enjoys inferential properties expected from distribution and quantile functions in \mathbb{R}^d . Given a probability density μ , the vector quantile map defined in [19] is the quadratic optimal transport map from the spherical uniform distribution ρ defined in Theorem 1.11 to μ : the quantiles of μ are defined by pushing forward the quantiles of ρ . The main theoretical result of [19], namely [19, Theorem 3.1], establishes that for any compactly supported probability density μ , the empirical vector quantile maps defined via empirical approximations of μ converge² to the vector quantile map associated to μ . Our next statement, when applied to an empirical approximation ν of μ , quantifies the rate of convergence:

Theorem 1.11. *Let $\mathcal{X} = B(0, 1) \setminus \{0\}$ where $B(0, 1)$ is the unit ball of \mathbb{R}^d . Consider the probability density $\rho(x) = c_d |x|^{1-d} \chi_{\mathcal{X}}(x)$ where $\chi_{\mathcal{X}}$ is the characteristic function of \mathcal{X} and c_d is a normalizing constant. Let \mathcal{Y} be a compact set. Then there exists $C_{d, \mathcal{Y}} > 0$ such that for any probability measures μ, ν supported in \mathcal{Y} ,*

$$\|\phi_\mu - \phi_\nu\|_{L^2(\rho)} \leq C_{d, \mathcal{Y}} W_1(\mu, \nu)^{\frac{1}{2}} \quad (1.12)$$

$$\|T_\mu - T_\nu\|_{L^2(\rho)} \leq C_{d, \mathcal{Y}} W_1(\mu, \nu)^{\frac{1}{6d}}. \quad (1.13)$$

The upper bound (1.13) is the only one in this paper where there is a dependence in d in the exponent, and we do not know if it possible to get rid of it. We explain in Remark 4.6 that our proof techniques could potentially handle other families of probability measures ρ whose density tends to 0 or $+\infty$ than those considered in Theorems 1.10 and 1.11. We chose the above statements for their simplicity and their relevance regarding applications.

²Actually, [19, Theorem 3.1] shows that convergence holds even if ρ itself is replaced by empirical approximations.

1.4. Generalized Cauchy distributions. We finally establish stability estimates for Brenier potentials and Brenier maps in the case where ρ belongs to a family of probability measures on \mathbb{R}^d which are not log-concave. Namely, we handle generalized Cauchy distributions of the form $\rho(x) = c(x)\langle x \rangle^{-\beta}$ where here and in the sequel

$$\langle x \rangle = (1 + |x|^2)^{1/2}.$$

From now on, we assume that $\beta > d + 2$. This ensures that ρ has finite second moment, and is in particular necessary for the left-hand side of (1.14) to be finite.

Theorem 1.12. *Assume that $\rho(x) = c(x)\langle x \rangle^{-\beta}$ with $\beta > d + 2$ and $0 < m \leq c(x) \leq M < +\infty$. Let \mathcal{Y} be a compact set. Then, there exists $C_{\rho, \mathcal{Y}} > 0$ such that for any probability measures μ, ν supported in \mathcal{Y} ,*

$$\|\phi_\mu - \phi_\nu\|_{L^2(\rho)} \leq C_{\rho, \mathcal{Y}} W_1(\mu, \nu)^\theta \quad (1.14)$$

$$\|T_\mu - T_\nu\|_{L^2(\rho)} \leq C_{\rho, \mathcal{Y}} W_1(\mu, \nu)^{\theta'} \quad (1.15)$$

where $\theta = \frac{1}{2}(1 - \frac{1}{\beta-d}) > 0$ and $\theta' = \frac{\beta-d-1}{8\beta-2d-4} > 0$.

With this result, we want in particular to challenge a natural idea that could arise from our results of the previous sections and their proofs, namely that there could exist a strict equivalence between stability estimates for Brenier potentials with source measure ρ and the fact that the Poincaré(-Wirtinger) inequality holds for ρ . But Theorem 1.12 disproves this conjectural relation, since it is known that the Poincaré inequality does not hold for generalized Cauchy distributions, see e.g. [8]. However, this does not rule out the possibility of a weaker relationship between the two properties: as emphasized in Remark 6.11, generalized Cauchy distributions satisfy a weighted Poincaré inequality, which may be recovered as a direct corollary of our proof.

One more motivation for Theorem 1.12 is that its proof requires to develop a different strategy compared to our other results, and we believe this strategy to be of independent interest. See Sections 1.5 and 6.1 for details. This strategy may be used for instance to reprove weaker versions of Theorems 1.4 and 1.7; we shall not pursue this here. Refining this strategy, it is possible to prove analogous stability estimates for Brenier potentials and Brenier maps for other families of source measures which do not satisfy a Poincaré inequality, for instance $\rho(x) = c(x)e^{-\kappa|x|^\alpha}$ with $0 < \alpha < 1$, $\kappa > 0$, and $0 < m \leq c(x) \leq M < +\infty$. We do not pursue this here either, we only give a few more details in Remark 6.10.

1.5. Proof strategies and organization of the paper. The starting point of our proofs is to reinterpret the quantity $\|\phi_\mu - \phi_\nu\|_{L^2(\rho)}^2$ as a variance $\text{Var}_\rho(\phi_\mu - \phi_\nu)$, due to the fact that both ϕ_μ and ϕ_ν have vanishing mean with respect to ρ . In Section 2.1 we establish a variance inequality, i.e., an upper bound on this variance, in the case where ρ is supported in a compact convex set and bounded above and below by positive constants. This variance inequality is a refinement of the results of [24]. We provide a proof which simplifies the approach of [24]. In Section 2.2 we deduce Theorem 1.4 via truncation arguments.

To prove the other results we follow a strategy which could as well be used to prove Poincaré-Wirtinger inequalities of the form $\text{Var}_\rho(f) \leq C \int |\nabla f|^2 d\rho$ where here and in the sequel

$$\text{Var}_\rho(f) = \inf_{c \in \mathbb{R}} \int_{\mathbb{R}^d} |f - c|^2 d\rho.$$

Namely, we rely on two ingredients: firstly, the upper bound on the variance in convex sets established in Section 2.1; secondly, an argument to glue together “local” variance inequalities in small convex sets and deduce an upper bound on the “global” variance, i.e., the variance in \mathcal{X} .

Our main contribution is related to the second ingredient: we extend already existing techniques and develop new methods to glue together “local” variance inequalities. Overall, the leitmotiv of this work is that if a function f does not vary much in each set Q of a family \mathcal{F} , and if these sets intersect enough, then f does not vary much in the union of the sets $Q \in \mathcal{F}$. To turn

this rough idea into proofs, we use domain decompositions techniques which we describe below. Let us already mention that once the global variance inequality is proved, we deduce almost immediately the stability estimates on the difference of Brenier potentials $\|\phi_\mu - \phi_\nu\|_{L^2(\rho)}$ via Kantorovich-Rubinstein duality. The stability of Brenier maps requires more work, it essentially relies on reverse Poincaré inequalities for the difference of two convex functions proved in [24] (i.e., $\|\nabla\phi_\mu - \nabla\phi_\nu\|_{L^2} \leq C\|\phi_\mu - \phi_\nu\|_{L^2}^\theta$).

A key point is thus to understand how to glue together variance inequalities. For this, we develop two strategies, which are compared in Remark 6.12.

Our first method is set out in Section 3, see notably Theorem 3.6. To prove a global variance inequality, we take inspiration from the proof of Sobolev-Poincaré inequalities in John domains ([9], [35]): we rely on the Whitney decomposition and its good properties in John domains, in particular the existence of a decomposition satisfying a Boman chain condition in the spirit of [10], [9]. In Section 4 we use this to prove Theorems 1.7, 1.10 and 1.11, which requires in each case to establish some doubling property for the probability measure ρ . The counterexample to Hölder potential stability in non-John domains used to prove Theorem 1.9 is provided in Section 5. As already mentioned, it is based on the construction of an appropriate “room-and-passage” domain.

Our second method for gluing variance inequalities is developed in Section 6 and allows us to prove Theorem 1.12. It consists in decomposing \mathcal{X} into convex sets and constructing a weighted combinatorial graph from this decomposition, with one vertex for each convex set and one edge for each pair of overlapping convex sets. To be able to control the variance in \mathcal{X} by the variances in the convex sets we need enough overlap between these sets, in other words that the weighted graph is sufficiently well connected. This connectedness is measured via the spectral gap of the graph Laplacian, which we prove to be strictly positive via a Cheeger inequality proved in Appendix B.

Apart from the families of ρ 's handled in Section 1.4, all the ρ 's considered in the present work support an L^2 -Poincaré-Wirtinger inequality. These Poincaré-Wirtinger inequalities are actually immediate corollaries of the techniques of this paper, see e.g. Remark 3.5. It might seem natural to conjecture that if ρ supports a Poincaré(-Wirtinger) inequality, then not only the Brenier potentials are unique (which is a consequence of connectedness of the support, see Remark 3.5), but they are even stable. However, this is totally unclear at the present moment, and we know by Theorem 1.12 that the converse is false.

Finally, we believe that the techniques of the present paper, which show that it is sufficient to establish local variance inequalities in order to prove global stability results, might foster progress in other directions, for instance regarding the stability of optimal transport maps for more general costs (and on Riemannian manifolds) and the random matching problem.

1.6. Notation. Throughout the paper, \mathbb{N} denotes the set of non-negative integers. For any n in the set of positive integers \mathbb{N}^* , the notation $[n]$ stands for $[n] = \{1, \dots, n\}$. The characteristic function of a set $S \subset \mathbb{R}^d$ is denoted by χ_S . The Euclidean distance in \mathbb{R}^d is denoted by dist . The Euclidean scalar product is denoted by $\langle \cdot | \cdot \rangle$, and this notation also stands for the duality pairing between continuous functions with compact support and real-valued Radon measures (the distinction between the two is clear from the context). The Euclidean ball of center 0 and radius $r \geq 0$ is denoted by $\mathcal{B}_r := B(0, r)$. The Lebesgue measure on \mathbb{R}^d is denoted by λ . The support of a measure ρ is denoted by $\text{spt}(\rho)$. Absolutely continuous measures on \mathbb{R}^d are sometimes identified with their density with respect to the Lebesgue measure.

1.7. Acknowledgments. We thank Max Fathi, Piotr Hajłasz and Radosław Wojciechowski for discussions related to this work. The authors acknowledge the support of the Agence nationale de la recherche, through the PEPR PDE-AI project (ANR-23-PEIA-0004). The first author would like to thank for its hospitality the Courant Institute of Mathematical Sciences in New York, where part of this work was done.

2. STABILITY FOR LOG-CONCAVE SOURCES

2.1. Variance inequality in compact convex sets. In this section, we start with the case where ρ is supported on a compact and convex set. We establish a variance inequality which is a key ingredient for most of the proofs in the present work.

Given a function $\psi : \mathbb{R}^d \rightarrow \mathbb{R} \cup \{+\infty\}$, we recall that its convex conjugate is defined as

$$\psi^*(x) = \sup_{y \in \mathbb{R}^d} \langle x|y \rangle - \psi(y) \quad (2.1)$$

If $\psi \in \mathcal{C}^0(\mathcal{Y})$ where $\mathcal{Y} \subset \mathbb{R}^d$ (thus ψ is a priori not defined on \mathbb{R}^d), we implicitly extend ψ by $+\infty$ outside of \mathcal{Y} when computing ψ^* . This is equivalent to taking the supremum in (2.1) over $y \in \mathcal{Y}$.

The following statement is a minor modification of [24], [47]. Due to its importance in what follows, we provide here a complete proof.

Theorem 2.1. *Let Q be a compact convex set with non-empty interior, let σ be a logarithmically-concave probability density over Q and let ρ be another probability density over Q satisfying $m_\rho \sigma \leq \rho \leq M_\rho \sigma$ for some constants $M_\rho \geq m_\rho > 0$. Let \mathcal{Y} be a compact set and set $R_\mathcal{Y} = \max_{y \in \mathcal{Y}} \|y\|$. Then, for all $\psi_0, \psi_1 \in \mathcal{C}^0(\mathcal{Y})$,*

$$\langle \psi_1 - \psi_0 | \nabla \psi_{0\#}^* \rho - \nabla \psi_{1\#}^* \rho \rangle \geq e^{-1} \frac{m_\rho}{M_\rho R_\mathcal{Y} \text{diam}(Q)} \text{Var}_\rho(\psi_1^* - \psi_0^*). \quad (2.2)$$

An example to keep in mind is when σ is the characteristic function of Q , normalized to be a probability density. Another important example is when ρ itself is log-concave, in which case we may take $\sigma = \rho$ and $m_\rho/M_\rho = 1$.

Before giving the proof of Theorem 2.1 we recall the following result from [24], which we shall use several times in this work.

Proposition 2.2. [24, Proposition 4.1] *Let K be a compact domain of \mathbb{R}^d with rectifiable boundary and let $u, v : K \rightarrow \mathbb{R}$ be two L -Lipschitz functions on K that are convex on any segment included in K . Then there exists a constant C_d depending only on d such that*

$$\|\nabla u - \nabla v\|_{L^2(\lambda, K)}^2 \leq C_d \mathcal{H}^{d-1}(\partial K)^{2/3} L^{4/3} \|u - v\|_{L^2(\lambda, K)}^{2/3} \quad (2.3)$$

where \mathcal{H}^{d-1} denotes the $(d-1)$ -dimensional Hausdorff measure and the norms in (2.3) are taken with respect to the d -dimensional Lebesgue measure λ .

We turn to the proof of Theorem 2.1.

Proof of Theorem 2.1. As in [24], the proof mainly consists in proving a strong convexity property for the Kantorovich functional $\mathcal{K}_\rho : \mathcal{C}^0(\mathcal{Y}) \rightarrow \mathbb{R}$,

$$\mathcal{K}_\rho(\psi) = \int_Q \psi^* d\rho.$$

Step 1: Restriction to Q -convex functions. In the following, we fix a closed ball B containing Q in its interior. A function $\psi : \mathbb{R}^d \rightarrow \mathbb{R}$ is called Q -convex if it is equal to the convex conjugate of a convex and Lipschitz function ϕ defined on B , i.e. $\psi(y) = \max_{x \in B} \langle x|y \rangle - \phi(x)$. In this case, Fenchel-Rockafellar's theorem implies that $\phi = \psi^*$ on B . Note that if $\psi \in \mathcal{C}^0(\mathcal{Y})$, then

$$\hat{\psi}(y) = (\psi^*|_B)^*(y) = \max_{x \in B} \langle x|y \rangle - \psi^*(x) \quad (2.4)$$

is Q -convex, since $\psi^*|_B$ is $\mathcal{R}_\mathcal{Y}$ -Lipschitz.

Our first step is to prove that the inequality (2.2) for any pair of Q -convex functions implies the same inequality for any pair of continuous functions on \mathcal{Y} . To do so, we consider $\psi_0, \psi_1 \in \mathcal{C}^0(\mathcal{Y})$ and we define $\hat{\psi}_0$ and $\hat{\psi}_1$ as in (2.4). Since the convex functions $\hat{\psi}_i^*$ and ψ_i^* agree on Q , the right-hand side of the inequality (2.2) is unchanged under the transformation $\psi_i \rightarrow \hat{\psi}_i$:

$$\text{Var}_\rho(\psi_1^* - \psi_0^*) = \text{Var}_\rho(\hat{\psi}_1^* - \hat{\psi}_0^*). \quad (2.5)$$

We now deal with the scalar product in the left-hand side of (2.2). For any $x \in Q$ where ψ_i^* is differentiable (that is, ρ -a.e. x), the maximum in the definition of the convex conjugate is attained at $y = \nabla \psi_i^*(x)$. For such $x \in Q$, we have $\hat{\psi}_i(\nabla \psi_i^*(x)) = \psi_i(\nabla \psi_i^*(x))$. This implies that

$$\langle \psi_i | (\nabla \psi_i^*)_{\#} \rho \rangle = \int_Q \psi_i(\nabla \psi_i^*(x)) d\rho(x) = \langle \hat{\psi}_i | (\nabla \hat{\psi}_i^*)_{\#} \rho \rangle.$$

Moreover, using $\hat{\psi}_{1-i} \leq \psi_{1-i}$ and the fact that $\psi_i^* = \hat{\psi}_i^*$ in Q , we have

$$\langle \psi_{1-i} | (\nabla \psi_i^*)_{\#} \rho \rangle \geq \langle \hat{\psi}_{1-i} | (\nabla \psi_i^*)_{\#} \rho \rangle = \langle \hat{\psi}_{1-i} | (\nabla \hat{\psi}_i^*)_{\#} \rho \rangle.$$

Summing the two previous inequalities with $i \in \{0, 1\}$ we obtain

$$\langle \psi_1 - \psi_0 | \nabla \psi_{0\#}^* \rho - \nabla \psi_{1\#}^* \rho \rangle \geq \langle \hat{\psi}_1 - \hat{\psi}_0 | \nabla \hat{\psi}_{0\#}^* \rho - \nabla \hat{\psi}_{1\#}^* \rho \rangle. \quad (2.6)$$

Putting (2.5) and (2.6) together, we obtain that if (2.2) holds for the Q -convex functions $(\hat{\psi}_0, \hat{\psi}_1)$, then it also holds for the merely continuous functions (ψ_0, ψ_1) .

Step 2: Restriction to smooth and strongly convex functions. We now consider two Q -convex functions $\psi_0, \psi_1 : \mathbb{R}^d \rightarrow \mathbb{R}$. These functions are convex, Lipschitz, and their convex conjugates ψ_0^*, ψ_1^* are Lipschitz on the ball B . Let $\chi : \mathbb{R}^d \rightarrow \mathbb{R}$ be a smooth and non-negative function supported in $B(0, 1)$, with $\int_{\mathbb{R}^d} \chi d\lambda = 1$. For $\varepsilon > 0$ let $\chi_\varepsilon = \varepsilon^{-d} \chi(\cdot/\varepsilon)$. For $i = 1, 2$, setting

$$\psi_{i,\varepsilon} = \chi_\varepsilon * \psi_i + \varepsilon | \cdot |^2$$

we obtain a family $(\psi_{i,\varepsilon})_{\varepsilon \rightarrow 0}$ of \mathcal{C}^2 -smooth and strongly convex functions on \mathbb{R}^d such that $(\psi_{i,\varepsilon})$ converges pointwise to ψ_i on \mathbb{R}^d and $(\psi_{i,\varepsilon}^*)$ converges pointwise to ψ_i^* on $\text{int}(B)$ as $\varepsilon \rightarrow 0$. By [45, Theorem 3.1.4], we get

- (1) $(\psi_{i,\varepsilon})$ converges uniformly to ψ_i on all compact subset of \mathbb{R}^d ;
- (2) $(\psi_{i,\varepsilon}^*)$ converges uniformly to ψ_i^* on all compact subsets of $\text{int}(B)$ (in particular Q) ;

The functions $\psi_{i,\varepsilon}^*$ are equi-Lipschitz in every compact subset of $\text{int}(B)$: this follows from the monotonicity of the slope of convex functions and the uniform boundedness of $(\psi_{i,\varepsilon}^*)$ in compact subsets of $\text{int}(B)$ (see [45, Lemma 3.1.1] for a very similar argument). Combining this fact with Proposition 2.2 and with the inequality $W_1(\nabla \psi_{i,\varepsilon\#}^* \rho, \nabla \psi_{i\#}^* \rho) \leq \|\nabla \psi_{i,\varepsilon}^* - \nabla \psi_i^*\|_{L^1(\rho)}$, we get

- (3) $\lim_{\varepsilon \rightarrow 0} W_1(\nabla \psi_{i,\varepsilon\#}^* \rho, \nabla \psi_{i\#}^* \rho) = 0$.

Thanks to (1)-(3), all the terms of the inequality (2.2) for $\varepsilon > 0$ converge to their non-regularized counterparts as $\varepsilon \rightarrow 0$. In other words, (2.2) for Q -convex functions is a consequence of the same inequality for \mathcal{C}^2 and strongly convex functions on \mathbb{R}^d .

Step 3: Proof the inequality in the smooth and strongly convex case. From now on, we therefore assume that ψ_0, ψ_1 are strongly convex and \mathcal{C}^2 . This allows us to apply [24, Proposition 2.2] to $\phi_i = \psi_i^*$, which gives formulas for the first and second derivative of \mathcal{K}_ρ along the curve $\psi_t = \psi_0 + t v$ where $v = \psi_1 - \psi_0$. We obtain:

$$\begin{aligned} \langle \psi_1 - \psi_0 | \nabla \psi_{0\#}^* \rho - \nabla \psi_{1\#}^* \rho \rangle &= \left. \frac{d}{dt} \mathcal{K}_\rho(\psi_t) \right|_{t=1} - \left. \frac{d}{dt} \mathcal{K}_\rho(\psi_t) \right|_{t=0} \\ &= \int_0^1 \frac{d^2}{dt^2} \mathcal{K}_\rho(\psi_t) dt \\ &= \int_0^1 \int_Q \langle \nabla v(\nabla \psi_t^*) | D^2 \psi_t^* \cdot \nabla v(\nabla \psi_t^*) \rangle d\rho dt, \end{aligned} \quad (2.7)$$

Introducing $w_t(x) = v(\nabla \psi_t^*)$, whose gradient is given by $\nabla w_t = D^2 \psi_t^* \cdot \nabla v(\nabla \psi_t^*)$, we get

$$\int_Q \langle \nabla v(\nabla \psi_t^*) | D^2 \psi_t^* \cdot \nabla v(\nabla \psi_t^*) \rangle d\rho = \int_Q \langle (D^2 \psi_t^*)^{-1} \nabla w_t | \nabla w_t \rangle d\rho. \quad (2.8)$$

We now use the assumptions on σ and ρ . We assume that $\sigma = e^{-V}$ where V is a convex potential on Q . We first note that

$$\int_Q \langle (D^2\psi_t^*)^{-1} \nabla w_t | \nabla w_t \rangle d\rho \geq \int_Q \langle (D^2\psi_t^* + D^2V)^{-1} \nabla w_t | \nabla w_t \rangle d\rho, \quad (2.9)$$

To apply the Brascamp-Lieb inequality, we compare the probability density $\rho_t = Z_t^{-1} e^{-(V+\psi_t^*)}$ over Q , where Z_t is a normalizing constant, to the probability density ρ . Denoting respectively by m and M the minimum and the maximum of $(t, x) \mapsto \psi_t^*(x)$ over $[0, 1] \times Q$, we have

$$\begin{aligned} \rho(x) &\geq m_\rho e^{-V} e^{m-\psi_t^*(x)} = m_\rho Z_t e^m \rho_t(x), \\ \rho_t(x) &= \frac{1}{Z_t} e^{-M} e^{M-\psi_t^*-V} \geq \frac{1}{M_\rho Z_t} e^{-M} \rho(x). \end{aligned}$$

The Brascamp-Lieb inequality [11] applies to log-concave probability measures supported on the compact and convex set Q (as a special case of [46, Corollary 1.3], see also [24, Theorem 2.3]). Thanks to the above comparison between ρ and ρ_t and this version of the Brascamp-Lieb inequality (in the second line) we obtain

$$\begin{aligned} \int_Q \langle (D^2\psi_t^* + D^2V)^{-1} \nabla w_t | \nabla w_t \rangle d\rho &\geq m_\rho Z_t e^m \int_Q \langle (D^2\psi_t^* + D^2V)^{-1} \nabla w_t | \nabla w_t \rangle d\rho_t \\ &\geq m_\rho Z_t e^m \text{Var}_{\rho_t}(w_t) \\ &\geq \frac{m_\rho}{M_\rho} e^{m-M} \text{Var}_\rho(w_t). \end{aligned} \quad (2.10)$$

Using the convexity of the variance, and recalling that $\frac{d}{dt}\psi_t^*(x) = -v(\nabla\psi_t^*(x)) = -w_t(x)$,

$$\text{Var}_\rho(\psi_1^* - \psi_0^*) = \text{Var}_\rho\left(\int_0^1 \frac{d}{dt}\psi_t^* dt\right) \leq \int_0^1 \text{Var}_\rho\left(\frac{d}{dt}\psi_t^*\right) dt = \int_0^1 \text{Var}_\rho(w_t) dt. \quad (2.11)$$

Combining Equations (2.7), (2.8), (2.9), (2.10) and (2.11), we obtain

$$\langle \psi_1 - \psi_0 | \nabla\psi_{0\#}^*\rho - \nabla\psi_{1\#}^*\rho \rangle \geq \frac{m_\rho}{M_\rho} e^{m-M} \text{Var}_\rho(\psi_1^* - \psi_0^*) \quad (2.12)$$

Step 4. Computing an explicit constant. We first improve the constant in (2.12) by a scaling argument. Given $\lambda > 0$, we recall that $(\lambda\psi)^* = \lambda\psi^*(\cdot/\lambda)$. Applying the previous inequality to the functions $\psi_i^\lambda = \lambda\psi_i$ and to the dilated probability density $\rho_\lambda = (x \mapsto \lambda x)_{\#}\rho$, and remarking that $(M^\lambda, m^\lambda) = (\lambda M, \lambda m)$, we get

$$\lambda \langle \psi_1 - \psi_0 | \nabla\psi_{0\#}^*\rho - \nabla\psi_{1\#}^*\rho \rangle \geq \frac{m_\rho}{M_\rho} e^{\lambda(m-M)} \lambda^2 \text{Var}_\rho(\psi_1^* - \psi_0^*).$$

Choosing $\lambda = (M-m)^{-1}$, we see that we can replace the constant e^{m-M} in (2.12) by $1/e(M-m)$. Finally, we need to control the oscillation $M-m$. For this, we fix $x \in Q$ and consider $y \in \mathcal{Y}$ such that $\psi_t^*(x) = \langle x|y \rangle - \psi_t(y)$. Then, for any other point $x' \in Q$, we have

$$\psi_t^*(x') \geq \langle x'|y \rangle - \psi_t(y) = \langle x' - x|y \rangle + \psi_t^*(x) \geq -\text{diam}(Q)R_y + \psi_t^*(x).$$

This implies that $M-m \leq \text{diam}(Q)R_y$, which concludes the proof of (2.2). \square

2.2. Proof of Theorem 1.4. Let us assume that $\rho = e^{-U-F}$ where $D^2U \geq \kappa \text{Id}$ with $\kappa > 0$, and $F \in L^\infty(\mathbb{R}^d)$. For $r \geq 0$, we consider $\mathcal{B}_r = B(0, r) \subset \mathbb{R}^d$, the open Euclidean ball of center 0 and radius r . We denote by $\phi_{\mu,r}$ (resp. $\phi_{\nu,r}$) the restriction of ϕ_μ (resp. ϕ_ν) to \mathcal{B}_r , extended by $+\infty$ outside \mathcal{B}_r , and we consider the probability measures

$$\rho_r = \frac{\rho|_{\mathcal{B}_r}}{\rho(\mathcal{B}_r)}, \quad \mu_r = (\nabla\phi_{\mu,r})_{\#}\rho_r, \quad \nu_r = (\nabla\phi_{\nu,r})_{\#}\rho_r.$$

Finally we set $\psi_{\mu,r} = \phi_{\mu,r}^*$ and $\psi_{\nu,r} = \phi_{\nu,r}^*$. We observe that $\psi_{\mu,r}^* = \phi_{\mu,r}$ and $\psi_{\nu,r}^* = \phi_{\nu,r}$.

We apply Theorem 2.1 to ρ_r , with σ the (unique) probability density on \mathcal{B}_r whose density is proportional to e^{-U} . This gives

$$\mathrm{Var}_{\rho_r}(\phi_{\mu,r} - \phi_{\nu,r}) \leq C_{\rho,\mathcal{Y}} r \langle \psi_{\mu,r} - \psi_{\nu,r} | \nu_r - \mu_r \rangle \quad (2.13)$$

where $C_{\rho,\mathcal{Y}}$ does not depend on r . We notice that $\psi_{\mu,r}$ and $\psi_{\nu,r}$ are r -Lipschitz. By Kantorovich-Rubinstein duality, we deduce from (2.13) the upper bound

$$\mathrm{Var}_{\rho_r}(\phi_{\mu,r} - \phi_{\nu,r}) \leq C_{\rho,\mathcal{Y}} r^2 W_1(\mu_r, \nu_r). \quad (2.14)$$

Claim. *There exists $r_0 \geq 1$ (depending only on ρ , not on μ, ν) such that*

$$\inf_{x \in \mathcal{B}_{r_0}} |(\phi_\mu - \phi_\nu)(x)| \leq 1. \quad (2.15)$$

Proof of the claim. Set $f = \phi_\mu - \phi_\nu$. Let r_0 be large enough so that

$$\rho(\mathcal{B}_{r_0}) > 2R\mathcal{Y} \int_{\mathbb{R}^d \setminus \mathcal{B}_{r_0}} \mathrm{dist}(x, \mathcal{B}_{r_0}) d\rho(x).$$

Notice that such r_0 exists since the left-hand side tends to 1 as $r_0 \rightarrow +\infty$ and the right-hand side tends to 0 by dominated convergence. Assume for the sake of a contradiction that (2.15) does not hold, and without loss of generality that $f > 1$ on \mathcal{B}_{r_0} . Together with the fact that

$$\phi_\mu \text{ and } \phi_\nu \text{ are } R\mathcal{Y}\text{-Lipschitz,} \quad (2.16)$$

this implies $f(x) \geq -2R\mathcal{Y}\mathrm{dist}(x, \mathcal{B}_{r_0})$ for $x \notin \mathcal{B}_{r_0}$, therefore

$$\int_{\mathbb{R}^d} f d\rho = \int_{\mathcal{B}_{r_0}} f d\rho + \int_{\mathbb{R}^d \setminus \mathcal{B}_{r_0}} f d\rho > \rho(\mathcal{B}_{r_0}) - 2R\mathcal{Y} \int_{\mathbb{R}^d \setminus \mathcal{B}_{r_0}} \mathrm{dist}(x, \mathcal{B}_{r_0}) d\rho(x) > 0.$$

But recall that

$$\int_{\mathbb{R}^d} \phi_\mu d\rho = \int_{\mathbb{R}^d} \phi_\nu d\rho = 0 \quad (2.17)$$

therefore $\int_{\mathbb{R}^d} f d\rho = 0$ and we get a contradiction. \square

For $r \geq 0$ and $\ell = 0, 1, 2$ we set

$$m_\ell(r) = \int_{\mathbb{R}^d \setminus \mathcal{B}_r} |x|^\ell d\rho(x) \quad (2.18)$$

the ℓ -th moment of the tail of ρ outside \mathcal{B}_r . Using (2.16) and the claim, we deduce that there exists $C_\rho > 0$ such that for any $x \in \mathbb{R}^d$, $|(\phi_\mu - \phi_\nu)(x)| \leq C_\rho + R\mathcal{Y}|x|$. This implies that for large values of r ,

$$\|\phi_\mu - \phi_\nu\|_{L^2(\rho, \mathbb{R}^d \setminus \mathcal{B}_r)}^2 \leq \int_{\mathbb{R}^d \setminus \mathcal{B}_r} (C_\rho + R\mathcal{Y}|x|)^2 d\rho(x) \leq C_{\rho,\mathcal{Y}} m_2(r). \quad (2.19)$$

Now we estimate $\eta_r = \int_{\mathbb{R}^d} (\phi_{\mu,r} - \phi_{\nu,r}) d\rho_r$: using (2.17), we get

$$\rho(\mathcal{B}_r) |\eta_r| = \left| \int_{\mathbb{R}^d \setminus \mathcal{B}_r} (\phi_\mu - \phi_\nu) d\rho \right| \leq \int_{\mathbb{R}^d \setminus \mathcal{B}_r} (C_\rho + R\mathcal{Y}|x|) d\rho(x) \leq C_{\rho,\mathcal{Y}} m_1(r)$$

again for large r . For r large enough, $\rho(\mathcal{B}_r) \geq 1/2$, we deduce

$$\begin{aligned} \|\phi_{\mu,r} - \phi_{\nu,r}\|_{L^2(\rho)}^2 &\leq \|\phi_{\mu,r} - \phi_{\nu,r}\|_{L^2(\rho_r)}^2 = \mathrm{Var}_{\rho_r}(\phi_{\mu,r} - \phi_{\nu,r}) + \eta_r^2 \\ &\leq C_{\rho,\mathcal{Y}}(r^2 W_1(\mu_r, \nu_r) + m_1(r)^2) \end{aligned} \quad (2.20)$$

where in the last inequality we used (2.14). Together with (2.19) we get

$$\begin{aligned} \mathrm{Var}_\rho(\phi_\mu - \phi_\nu) &= \|\phi_\mu - \phi_\nu\|_{L^2(\rho)}^2 = \|\phi_{\mu,r} - \phi_{\nu,r}\|_{L^2(\rho)}^2 + \|\phi_\mu - \phi_\nu\|_{L^2(\rho, \mathbb{R}^d \setminus \mathcal{B}_r)}^2 \\ &\leq C_{\rho,\mathcal{Y}}(r^2 W_1(\mu_r, \nu_r) + m_1(r)^2 + m_2(r)) \end{aligned} \quad (2.21)$$

Claim. *There holds*

$$W_1(\mu_r, \nu_r) \leq W_1(\mu, \nu) + C_{\rho,\mathcal{Y}} m_0(r). \quad (2.22)$$

Proof of the claim. There holds

$$W_1(\mu_r, \nu_r) - W_1(\mu, \nu) \leq W_1(\mu_r, \mu) + W_1(\nu_r, \nu).$$

Let us prove an upper bound on $W_1(\mu_r, \mu)$ for instance. We write $\mu = \rho(\mathcal{B}_r)\mu_r + \mu'_r$. Thanks to the Kantorovich-Rubinstein duality formula we know there exists a 1-Lipschitz function g such that $W_1(\mu_r, \mu) = \int_{B(0, R_{\mathcal{Y}})} g d(\mu_r - \mu)$. We may assume that $g(0) = 0$. Hence $|g(x)| \leq R_{\mathcal{Y}}$ for any $x \in \mathcal{Y}$. Since $\mu'_r(\mathcal{Y}) = 1 - \rho(\mathcal{B}_r)$ we deduce

$$W_1(\mu_r, \mu) = (1 - \rho(\mathcal{B}_r)) \int_{\mathcal{Y}} g d\mu_r - \int_{\mathcal{Y}} g d\mu'_r \leq 2R_{\mathcal{Y}}(1 - \rho(\mathcal{B}_r)) = 2R_{\mathcal{Y}}m_0(r).$$

The claim follows. \square

Plugging the claim into (2.21) we get

$$\|\phi_\mu - \phi_\nu\|_{L^2(\rho)}^2 \leq C_{\rho, \mathcal{Y}} (r^2 W_1(\mu, \nu) + r^2 m_0(r) + m_1(r)^2 + m_2(r)). \quad (2.23)$$

Then due to the assumption that $\rho = e^{-U-F}$ where $D^2U \geq \kappa \text{Id}$ with $\kappa > 0$ and $F \in L^\infty(\mathbb{R}^d)$,

$$m_\ell(r) \leq C_{\rho, \ell} r^{d+\ell-2} e^{-\frac{1}{2}\kappa r^2} \quad (2.24)$$

for some constant $C_{\rho, \ell}$ independent of r . In the sequel we assume $W_1(\mu, \nu) \leq 1/2$ since this is sufficient to establish (1.5). We plug (2.24) into (2.23) and we choose $r = (4\kappa^{-1} |\log W_1(\mu, \nu)|)^{1/2}$. We obtain (1.5).

As in [24], the stability of Brenier maps (1.6) now follows from Proposition 2.2. We apply it with $K = \mathcal{B}_r$ (where $r \geq 0$ is arbitrary), to the functions ϕ_μ, ϕ_ν which are $R_{\mathcal{Y}}$ -Lipschitz. We get

$$\|T_\mu - T_\nu\|_{L^2(\lambda, \mathcal{B}_r)}^2 \leq C_\rho r^{2(d-1)/3} R_{\mathcal{Y}}^{4/3} \|\phi_\mu - \phi_\nu\|_{L^2(\lambda, \mathcal{B}_r)}^{2/3}. \quad (2.25)$$

This is written for the Lebesgue measure λ , but since $\rho(x) \leq M e^{-\frac{1}{2}\kappa|x|^2}$ we deduce immediately that

$$\|T_\mu - T_\nu\|_{L^2(\rho, \mathcal{B}_r)}^2 \leq C_{\rho, \mathcal{Y}} r^{2(d-1)/3} e^{\frac{1}{6}\kappa r^2} \|\phi_\mu - \phi_\nu\|_{L^2(\rho)}^{2/3}.$$

Due to (2.16) and (2.24) (for $n = 0$) we get

$$\|T_\mu - T_\nu\|_{L^2(\rho)}^2 \leq C_{\rho, \mathcal{Y}} r^{2(d-1)/3} e^{\frac{1}{6}\kappa r^2} \|\phi_\mu - \phi_\nu\|_{L^2(\rho)}^{2/3} + C_{\rho, \mathcal{Y}} r^{d-2} e^{-\frac{1}{2}\kappa r^2}. \quad (2.26)$$

To establish (1.6) we may assume that $W_1(\mu, \nu)$ is small; here we assume that it is small enough so that $\|\phi_\mu - \phi_\nu\|_{L^2(\rho)} \leq 1/2$ (recall (1.5)). We optimize (2.26) over r , namely we choose $r = (\kappa^{-1} |\log \|\phi_\mu - \phi_\nu\|_{L^2(\rho)}|)^{1/2}$, we obtain

$$\|T_\mu - T_\nu\|_{L^2(\rho)} \leq C_{\rho, \mathcal{Y}} \|\phi_\mu - \phi_\nu\|_{L^2(\rho)}^{1/4} |\log \|\phi_\mu - \phi_\nu\|_{L^2(\rho)}|^{(d-2)/4}$$

Combining with (1.5) we get (1.6).

3. VARIANCE INEQUALITIES

Our proofs of Theorems 1.7, 1.10 and 1.11 mainly rely on a variance inequality for the dual potentials (Theorem 3.6), which extends Theorem 2.1 to all probability densities ρ having the following three properties: (i) the support of ρ can be decomposed into a family \mathcal{F} of cubes satisfying the so-called Boman chain condition (see Definition 3.2); (ii) a doubling property (3.7); (iii) a uniform upper bound (3.18) on the maximum and minimum value of ρ in each cube of this decomposition.

In Section 3.1, we provide reminders on the Whitney decomposition and the Boman chain condition. Then in Section 3.2 we prove a lemma showing how to glue variance inequalities together when items (i) and (ii) described above hold. The proof of this lemma relies on techniques developed to prove Poincaré-Sobolev inequalities in John domains (see for instance [9]). Finally in Section 3.3 we deduce the variance inequality (Theorem 3.6).

3.1. Whitney decomposition and the Boman chain condition. Let us first recall briefly the Whitney decomposition (see [34, Appendix J.1] for a proof). A dyadic cube in \mathbb{R}^d is a cube of the form

$$\left\{ (x_1, \dots, x_d) \in \mathbb{R}^d \mid m_j 2^{-\ell} \leq x_j < (m_j + 1) 2^{-\ell} \text{ for any } j \in [d] \right\}$$

where $\ell \in \mathbb{Z}$ and $m_j \in \mathbb{Z}$ for any $j \in [d]$. Roughly speaking, the Whitney decomposition is a decomposition of any open set into dyadic cubes in a way that each of these cubes has a sidelength which is comparable to its distance from the boundary of the open set.

Lemma 3.1 (Whitney decomposition). *Let \mathcal{X} be an open non-empty proper subset of \mathbb{R}^d . Then there exists a family of closed dyadic cubes P_j such that*

- The P_j 's have disjoint interiors and

$$\bigcup_j P_j = \mathcal{X}.$$

- If $\ell(P)$ denotes the sidelength of a cube P and $\mathcal{X}^c = \mathbb{R}^d \setminus \mathcal{X}$,

$$\sqrt{d}\ell(P_j) \leq \text{dist}(P_j, \mathcal{X}^c) \leq 4\sqrt{d}\ell(P_j). \quad (3.1)$$

- If the boundaries of two cubes P_j and P_k touch then

$$\frac{1}{4} \leq \frac{\ell(P_j)}{\ell(P_k)} \leq 4. \quad (3.2)$$

- For a given P_j there exist at most 12^d cubes P_k 's that touch it.
- Let $1 < \sigma < 5/4$. If Q_j denotes the cube with same center as P_j and $\ell(Q_j) = \sigma\ell(P_j)$, then

$$\sum_j \chi_{Q_j} \leq 12^d$$

where χ_{Q_j} is the characteristic function of Q_j .

Under some assumptions on \mathcal{X} and ρ that are studied in Section 4, the cubes Q_j of the last item of the above lemma (for some fixed $\sigma \in (1, 5/4)$) provide another decomposition of \mathcal{X} into cubes which now overlap, and which satisfy the properties listed below ([10, Lemma 2.1], [9, Section 3], [38, Section 4]):

Definition 3.2 (Boman chain condition). *Let $\sigma \geq 1$ and $A, B, C > 1$ with $B \in \mathbb{N}$. A probability measure ρ on an open set $\mathcal{X} \subset \mathbb{R}^d$ satisfies the Boman chain condition with parameters $A, B, C \in \mathbb{R}$ if there exists a covering \mathcal{F} of \mathcal{X} by open cubes $Q \in \mathcal{F}$ such that*

- for $\sigma = \min(10/9, (d+1)/d)$ and for any $x \in \mathbb{R}^d$,

$$\sum_{Q \in \mathcal{F}} \chi_{\sigma Q}(x) \leq A \chi_{\mathcal{X}}(x). \quad (3.3)$$

- For some fixed cube Q_0 in \mathcal{F} , called the central cube, and for every $Q \in \mathcal{F}$, there exists a chain $Q_0, Q_1, \dots, Q_N = Q$ of distinct cubes from \mathcal{F} such that for any $j \in \{0, \dots, N-1\}$,

$$Q \subset BQ_j \quad (3.4)$$

where BQ_j is the cube with same center as Q_j , and sidelength multiplied by B .

- Consecutive cubes of the above chain are comparable in size: for any $j \in \{0, \dots, N-1\}$,

$$C^{-1} \leq \frac{\rho(Q_j)}{\rho(Q_{j+1})} \leq C. \quad (3.5)$$

- Consecutive cubes of the above chain overlap quantitatively: for any $j \in \{0, \dots, N-1\}$,

$$\rho(Q_j \cap Q_{j+1}) \geq C^{-1} \max(\rho(Q_j), \rho(Q_{j+1})). \quad (3.6)$$

Note that in the above definition, the length N of the connecting chain depends on $Q \in \mathcal{F}$ and is not assumed to be uniformly bounded in $Q \in \mathcal{F}$. Also we could have replaced σQ in (3.3) simply by Q for the purpose of this paper, but we keep the same convention as in [10], [9], [38] to remain coherent with the literature.

3.2. Gluing variance inequalities. Let ρ be a probability density over a domain \mathcal{X} . We assume that ρ satisfies the Boman chain condition for some $A, B, C > 0$. Let \mathcal{F} be a covering as in Definition 3.2. For any cube $Q \in \mathcal{F}$ we consider

$$\tilde{\rho}_Q = \frac{\rho|_Q}{\rho(Q)}.$$

A key step in the proof of Theorem 3.6 is the following lemma.

Lemma 3.3. *Let ρ be a probability density over a domain \mathcal{X} satisfying the Boman chain condition for some covering \mathcal{F} and some $A, B, C > 1$. Assume moreover that there exists $D > 0$ such that*

$$\forall Q \in \mathcal{F}, \quad \rho(5B\sqrt{d}Q) \leq D\rho(Q). \quad (3.7)$$

Then for any continuous function f on \mathcal{X} , there holds

$$\text{Var}_\rho(f) \leq 200A^2CD^3 \sum_{Q \in \mathcal{F}} \rho(Q) \text{Var}_{\tilde{\rho}_Q}(f).$$

Proof of Lemma 3.3. We denote by $f_Q = \int_Q f d\tilde{\rho}_Q$ the mean of f over Q . Let Q_0 be a central cube as in Definition 3.2. By definition of the variance,

$$\text{Var}_\rho(f) \leq \int_{\mathcal{X}} |f(x) - f_{Q_0}|^2 d\rho(x). \quad (3.8)$$

We estimate the right-hand side of (3.8). For $Q \in \mathcal{F}$, we set $a_Q = (\text{Var}_{\tilde{\rho}_Q}(f))^{1/2}$. Since \mathcal{F} is a covering of \mathcal{X} ,

$$\begin{aligned} \int_{\mathcal{X}} |f - f_{Q_0}|^2 d\rho(x) &\leq \sum_{Q \in \mathcal{F}} \int_Q |f(x) - f_{Q_0}|^2 d\rho(x) \\ &\leq 2 \sum_{Q \in \mathcal{F}} \left(\int_Q |f(x) - f_Q|^2 d\rho(x) + \int_Q |f_Q - f_{Q_0}|^2 d\rho(x) \right) \\ &= 2 \sum_{Q \in \mathcal{F}} \rho(Q) a_Q^2 + 2 \sum_{Q \in \mathcal{F}} \int_Q |f_Q - f_{Q_0}|^2 d\rho(x) \end{aligned} \quad (3.9)$$

Fix $Q \in \mathcal{F}$. By the triangle inequality, and noticing that the integrand in the last term in (3.9) is actually a constant function, we have

$$\left(\int_Q |f_Q - f_{Q_0}|^2 d\rho(x) \right)^{\frac{1}{2}} \leq \sum_{j=0}^{s-1} \left(\int_Q |f_{Q_j} - f_{Q_{j+1}}|^2 d\rho(x) \right)^{\frac{1}{2}} \quad (3.10)$$

For fixed j , we have according to the last condition in Definition 3.2

$$\begin{aligned} &\int_Q |f_{Q_j} - f_{Q_{j+1}}|^2 d\rho(x) \\ &= \frac{\rho(Q)}{\rho(Q_j \cap Q_{j+1})} \int_{Q_j \cap Q_{j+1}} |f_{Q_j} - f_{Q_{j+1}}|^2 d\rho(x) \\ &\leq 2 \frac{\rho(Q)}{\rho(Q_j \cap Q_{j+1})} \left(\int_{Q_j \cap Q_{j+1}} |f_{Q_j} - f(x)|^2 d\rho(x) + \int_{Q_j \cap Q_{j+1}} |f_{Q_{j+1}} - f(x)|^2 d\rho(x) \right) \\ &\leq 2C \frac{\rho(Q)}{\rho(Q_j)} \int_{Q_j} |f_{Q_j} - f(x)|^2 d\rho(x) + 2C \frac{\rho(Q)}{\rho(Q_{j+1})} \int_{Q_{j+1}} |f_{Q_{j+1}} - f(x)|^2 d\rho(x) \\ &\leq 2C\rho(Q)(a_{Q_j}^2 + a_{Q_{j+1}}^2). \end{aligned}$$

Taking the square root, we obtain

$$\left(\int_Q |f_{Q_j} - f_{Q_{j+1}}|^2 d\rho(x) \right)^{\frac{1}{2}} \leq (2C)^{\frac{1}{2}} \rho(Q)^{\frac{1}{2}} (a_{Q_j} + a_{Q_{j+1}}).$$

Plugging into (3.10), and using that $Q \subset BQ_j$ and $Q \subset BQ_{j+1}$, this yields

$$\left(\int_Q |f_Q - f_{Q_0}|^2 d\rho(x) \right)^{\frac{1}{2}} \leq (8C)^{\frac{1}{2}} \rho(Q)^{\frac{1}{2}} \sum_{Q \subset B\tilde{Q}} a_{\tilde{Q}}$$

where the symbol $\sum_{Q \subset B\tilde{Q}}$ means that the sum runs over all cubes $\tilde{Q} \in \mathcal{F}$ such that $Q \subset B\tilde{Q}$ (recall that Q is fixed). Taking the square, we get

$$\begin{aligned} \int_Q |f_Q - f_{Q_0}|^2 d\rho(x) &\leq 8C \rho(Q) \left(\sum_{Q \subset B\tilde{Q}} a_{\tilde{Q}} \right)^2 = 8C \int_Q \left(\sum_{Q \subset B\tilde{Q}} a_{\tilde{Q}} \right)^2 d\rho(x) \\ &\leq 8C \int_Q \left(\sum_{\tilde{Q} \in \mathcal{F}} a_{\tilde{Q}} \chi_{B\tilde{Q}}(x) \right)^2 d\rho(x) \end{aligned} \quad (3.11)$$

where in the last line we used that for any $x \in Q$,

$$\sum_{Q \subset B\tilde{Q}} a_{\tilde{Q}} \leq \sum_{\tilde{Q} \in \mathcal{F}} a_{\tilde{Q}} \chi_{B\tilde{Q}}(x).$$

The following lemma, which is a generalization of [9, Lemma 4.2], is proved in Appendix A:

Lemma 3.4. *Under the assumption (3.7) there holds*

$$\left\| \sum_{\tilde{Q} \in \mathcal{F}} a_{\tilde{Q}} \chi_{B\tilde{Q}} \right\|_{L^2(\rho)} \leq (2D)^{3/2} \left\| \sum_{\tilde{Q} \in \mathcal{F}} a_{\tilde{Q}} \chi_{\tilde{Q}} \right\|_{L^2(\rho)}. \quad (3.12)$$

Summing (3.11) over $Q \in \mathcal{F}$, we obtain

$$\begin{aligned} \sum_{Q \in \mathcal{F}} \int_Q |f_Q - f_{Q_0}|^2 \rho(x) &\leq 8AC \int_{\mathcal{X}} \left(\sum_{\tilde{Q} \in \mathcal{F}} a_{\tilde{Q}} \chi_{B\tilde{Q}}(x) \right)^2 d\rho(x) \\ &\leq 64ACD^3 \int_{\mathcal{X}} \left(\sum_{\tilde{Q} \in \mathcal{F}} a_{\tilde{Q}} \chi_{\tilde{Q}}(x) \right)^2 d\rho(x) \\ &\leq 64A^2CD^3 \int_{\mathcal{X}} \sum_{\tilde{Q} \in \mathcal{F}} a_{\tilde{Q}}^2 \chi_{\tilde{Q}}(x) d\rho(x) \\ &= 64A^2CD^3 \sum_{\tilde{Q} \in \mathcal{F}} \rho(\tilde{Q}) a_{\tilde{Q}}^2 \end{aligned} \quad (3.13)$$

where for the first inequality we use the first point in Definition 3.2, and for the third inequality we use Cauchy-Schwarz together with the first point in Definition 3.2. Finally, putting together (3.8), (3.9) and (3.13), we get the lemma. \square

Remark 3.5 (Uniqueness of Brenier potentials and Poincaré-Wirtinger inequalities). *In the settings considered in the present paper, Brenier potentials are always unique: this is a consequence of the connectedness of the support of ρ , see for instance [52, Proposition 7.18] or [54, Remark 10.30]. Let us mention that if the support of ρ is not connected, then in general the Brenier potentials are not unique. For instance, let \mathcal{X}_1 and \mathcal{X}_2 be two non-empty bounded subsets of \mathbb{R}^d with $\text{dist}(\mathcal{X}_1, \mathcal{X}_2) \geq \varepsilon > 0$, and ρ be the restriction of the Lebesgue measure to $\mathcal{X} = \mathcal{X}_1 \cup \mathcal{X}_2$, normalized to be a probability measure. Consider $\phi_\alpha(x) = \frac{1}{2}|x|^2 + \alpha \chi_{\mathcal{X}_1}(x) + c_\alpha$, where $\chi_{\mathcal{X}_1}$ is the characteristic function of \mathcal{X}_1 and c_α is chosen so that $\int_{\mathcal{X}} \phi_\alpha(x) d\rho(x) = 0$. Then one can check that for $0 \leq \alpha < \varepsilon^2/2$, $\nabla \phi_\alpha$ transports ρ to itself, and is actually the optimal transport map (since $(\phi_\alpha^*)^* = \phi_\alpha$ on \mathcal{X}). In other words, there exists a 1-parameter family of Brenier potentials corresponding to the identity mapping T_ρ on \mathcal{X} .*

We would like to point out that in the setting of Lemma 3.3, not only the support of ρ is connected, but ρ even satisfies an L^2 -Poincaré-Wirtinger inequality. Therefore, uniqueness of Brenier potentials may be checked also in the following way: the equality $\nabla \phi = \nabla \phi'$ ρ -almost

everywhere together with $\int_{\mathcal{X}} \phi d\rho = \int_{\mathcal{X}} \phi' d\rho = 0$ implies that $\phi = \phi'$. Let us show that if ρ satisfies the assumptions of Lemma 3.3 and also satisfies (3.18) below, then it supports a L^2 -Poincaré-Wirtinger inequality:

$$\mathrm{Var}_{\rho}(f) \leq C_P \int_{\mathcal{X}} |\nabla f|^2 d\rho. \quad (3.14)$$

To prove (3.14), we first observe that there exists $C'_P > 0$ such that for any $Q \in \mathcal{F}$ there holds

$$\mathrm{Var}_{\tilde{\rho}_Q}(f) \leq C'_P \int_Q |\nabla f|^2 d\tilde{\rho}_Q. \quad (3.15)$$

Indeed, since $\sup_Q \frac{M_{\tilde{\rho}_Q}}{m_{\tilde{\rho}_Q}} < +\infty$, it is sufficient to prove that (3.15) holds when $\tilde{\rho}_Q$ is replaced by the normalized Lebesgue measure on Q , with a Q -independent constant C'_P . This latter fact holds because all Q are cubes, with uniformly bounded diameter. Summing (3.15) over $Q \in \mathcal{F}$ with weights $\rho(Q)$, and using (3.3) we get (3.14).

3.3. The variance inequality. In the rest of the paper, for any probability density ρ_0 supported on $\mathcal{X}_0 \subset \mathbb{R}^d$ we set

$$M_{\rho_0} = \sup_{x \in \mathcal{X}_0} \rho_0(x), \quad m_{\rho_0} = \inf_{x \in \mathcal{X}_0} \rho_0(x). \quad (3.16)$$

Given a compact set $\mathcal{Y} \subset \mathbb{R}^d$, we set

$$R_{\mathcal{Y}} = \max_{y \in \mathcal{Y}} |y|. \quad (3.17)$$

Recall from (2.1) that the Legendre-Fenchel transform ψ^* of a function $\psi \in \mathcal{C}^0(\mathcal{Y})$ is defined as $\psi^*(x) = \max_{y \in \mathcal{Y}} \langle x|y \rangle - \psi(y)$. In this section we prove the following variance inequality:

Theorem 3.6. *Let ρ be a probability density over a domain \mathcal{X} satisfying the Boman chain condition for some covering \mathcal{F} and some $A, B, C > 1$. Assume moreover that (3.7) holds for some $D > 0$ and that there exists $E > 0$ such that*

$$\sup_{Q \in \mathcal{F}} \frac{M_{\rho_Q}}{m_{\rho_Q}} \leq E < +\infty. \quad (3.18)$$

Let \mathcal{Y} be a compact set. Set $C' = 200eA^3CD^3ER_{\mathcal{Y}}\mathrm{diam}(\mathcal{X}) > 0$. Then, for any $\psi_0, \psi_1 \in \mathcal{C}^0(\mathcal{Y})$, there holds

$$\mathrm{Var}_{\rho}(\psi_1^* - \psi_0^*) \leq C' \langle \psi_0 - \psi_1 | (\nabla \psi_1^*)_{\#} \rho - (\nabla \psi_0^*)_{\#} \rho \rangle. \quad (3.19)$$

Proof of Theorem 3.6. We apply Theorem 2.1 to $\tilde{\rho}_Q$ on the compact convex set Q , with σ the normalized Lebesgue measure on Q . We obtain

$$\mathrm{Var}_{\tilde{\rho}_Q}(\psi_1^* - \psi_0^*) \leq C_{\mathrm{DM}} \langle \psi_0 - \psi_1 | (\nabla \psi_1^*)_{\#} \tilde{\rho}_Q - (\nabla \psi_0^*)_{\#} \tilde{\rho}_Q \rangle \quad (3.20)$$

where $C_{\mathrm{DM}} = eER_{\mathcal{Y}}\mathrm{diam}(\mathcal{X})$ is a constant which does not depend on Q . Putting together Lemma 3.3 with (3.20) we get

$$\begin{aligned} \mathrm{Var}_{\rho}(\psi_1^* - \psi_0^*) &\leq 200A^2CD^3 \sum_{Q \in \mathcal{F}} \rho(Q) \mathrm{Var}_{\tilde{\rho}_Q}(\psi_1^* - \psi_0^*) \\ &\leq 200A^2CD^3C_{\mathrm{DM}} \sum_{Q \in \mathcal{F}} \langle \psi_0 - \psi_1 | (\nabla \psi_1^*)_{\#} \rho|_Q - (\nabla \psi_0^*)_{\#} \rho|_Q \rangle \end{aligned} \quad (3.21)$$

Each point $x \in \mathcal{X}$ belongs to at most A cubes $Q \in \mathcal{F}$ due to the first point of Definition 3.2. We define a partition \mathcal{F}' of \mathcal{X} as follows: x, x' belong to the same element $P \in \mathcal{F}'$ if and only if they belong to exactly the same elements of \mathcal{F} . Hence it follows from (3.21) and the lower bound $\langle \psi_0 - \psi_1 | (\nabla \psi_1^*)_{\#} \rho|_P - (\nabla \psi_0^*)_{\#} \rho|_P \rangle \geq 0$ valid for any $P \in \mathcal{F}'$ that

$$\mathrm{Var}_{\rho}(\psi_1^* - \psi_0^*) \leq 200A^3CD^3C_{\mathrm{DM}} \sum_{P \in \mathcal{F}'} \langle \psi_0 - \psi_1 | (\nabla \psi_1^*)_{\#} \rho|_P - (\nabla \psi_0^*)_{\#} \rho|_P \rangle \quad (3.22)$$

$$= 200A^3CD^3C_{\mathrm{DM}} \langle \psi_0 - \psi_1 | (\nabla \psi_1^*)_{\#} \rho - (\nabla \psi_0^*)_{\#} \rho \rangle \quad (3.23)$$

(the last equality holds because \mathcal{F}' is a partition). This proves Theorem 3.6. \square

4. PROOF OF THEOREMS 1.7, 1.10 AND 1.11: BOUNDED DOMAINS

We prove successively Theorems 1.7, 1.10 and 1.11 in Sections 4.2, 4.3 and 4.4 respectively. These three proofs are based on the variance inequality proved in Theorem 3.6. We apply it to the dual Brenier potentials: recalling that the Brenier potential associated to the optimal transport from ρ to μ is denoted by ϕ_μ (and is extended by $+\infty$ outside \mathcal{X}), its Legendre transform defined by

$$\forall y \in \mathcal{Y}, \quad \psi_\mu(y) = \sup_{x \in \mathcal{X}} \langle x|y \rangle - \phi_\mu(x) \quad (4.1)$$

is called the dual Brenier potential. Since \mathcal{X} is bounded, ψ_μ is a (convex) $\text{diam}(\mathcal{X})$ -Lipschitz function on \mathcal{Y} . Moreover, since ϕ_μ is convex, $\psi_\mu^* = \phi_\mu$ where ψ_μ^* is defined via (2.1), or equivalently

$$\forall x \in \mathcal{X}, \quad \psi_\mu^*(x) = \sup_{y \in \mathcal{Y}} \langle x|y \rangle - \psi_\mu(y).$$

We start in Section 4.1 with the construction of a family \mathcal{F} of cubes which will be used in all three proofs as the covering of the Boman chain condition.

4.1. Construction of the Boman cubes. Let \mathcal{X} be a non-empty proper John domain of \mathbb{R}^d , and consider its Whitney decomposition into closed dyadic cubes P_j recalled in Lemma 3.1. Let us fix $\sigma = \min(10/9, (d+1)/d)$. For any j , we set $Q_j = \sigma P_j$; then \mathcal{F} is defined as the set of all Q_j . In particular, due to (3.1), there holds

$$\frac{1}{2}\sqrt{d}\ell(Q_j) \leq \text{dist}(Q_j, \mathcal{X}^c) \leq 5\sqrt{d}\ell(Q_j). \quad (4.2)$$

In the next sections, we will use this decomposition $(Q_j)_{j \in \mathcal{F}}$ to verify the Boman chain condition. Of course, the two conditions (3.5) and (3.6) depend on the density ρ that we put on \mathcal{X} ; but it is already possible to verify (3.3) and (3.4), which are properties of \mathcal{F} (and \mathcal{X}), independent of ρ .

The last property of the Whitney decomposition listed in Lemma 3.1 yields (3.3). Then, (3.4) is a consequence of \mathcal{X} being a John domain, according to the following result:

Lemma 4.1. (see [10, Lemma 2.1]) *Let $\mathcal{X} \subset \mathbb{R}^d$ be a John domain, and let m denote the Lebesgue measure on \mathcal{X} . Then m satisfies the Boman chain condition for the above covering $(Q_j)_{j \in \mathcal{F}}$ and some $A, B, C > 0$. In particular, (3.4) holds (since (3.4) is a property of \mathcal{F}).*

In Remark 4.3 we compute A, B, C in terms of α, β . Let us mention that the converse of Lemma 4.1 has been investigated in [14, Theorem 3.1].

4.2. Proof of Theorem 1.7. We assume that \mathcal{X} is a John domain and that $0 < m_\rho \leq \rho \leq M_\rho < +\infty$. In order to apply Theorem 3.6, we first verify that its assumptions are verified. Concerning the Boman chain condition, we already checked (3.3) and (3.4) in Section 4.1. The properties (3.5) and (3.6) follow from (3.2) and the fact that $Q_j = \sigma P_j$, together with the fact that $0 < m_\rho \leq \rho \leq M_\rho < +\infty$. These upper and lower bounds on ρ also imply conditions (3.7) and (3.18). Therefore we may apply Theorem 3.6 in \mathcal{X} , i.e., (3.19) holds. We consider this inequality for $\psi_0 = \psi_\mu$ and $\psi_1 = \psi_\nu$, which are both continuous in \mathcal{Y} . Since $(\nabla \psi_\mu^*)_{\#} \rho = \mu$ and $(\nabla \psi_\nu^*)_{\#} \rho = \nu$ we obtain

$$\text{Var}_\rho(\phi_\mu - \phi_\nu) \leq C' \langle \psi_\mu - \psi_\nu | \nu - \mu \rangle. \quad (4.3)$$

Then, one can check that $\psi_\mu - \psi_\nu$ is $\text{diam}(\mathcal{X})$ -Lipschitz continuous, hence by the Kantorovich-Rubinstein duality formula for the W_1 distance (see [53, Theorem 1.14]) the following upper bound for the right-hand side in (4.3) holds:

$$\langle \psi_\mu - \psi_\nu | \nu - \mu \rangle \leq \text{diam}(\mathcal{X}) W_1(\mu, \nu). \quad (4.4)$$

Finally, we observe that $\text{Var}_\rho(\phi_\mu - \phi_\nu) = \|\phi_\mu - \phi_\nu\|_{L^2(\rho)}^2$ since $\int_{\mathcal{X}} \phi_\mu d\rho = \int_{\mathcal{X}} \phi_\nu d\rho = 0$. All in all, putting (4.3) and (4.4) together, we have obtained (1.7), i.e., the stability of Brenier potentials.

Like for the log-concave case, the stability of Brenier maps (1.8) now follows from Proposition 2.2. Since $u = \phi_\mu$ and $v = \phi_\nu$ are $R_{\mathcal{Y}}$ -Lipschitz and convex in \mathbb{R}^d , and the boundary of $\partial\mathcal{X}$ is assumed rectifiable, (1.7) and Proposition 2.2 imply (1.8) since

$$\begin{aligned} M_\rho^{-1/2} \|T_\mu - T_\nu\|_{L^2(\rho)} &\leq \|T_\mu - T_\nu\|_{L^2(\lambda, \mathcal{X})} \leq C_{\rho, \mathcal{Y}} \|\phi_\mu - \phi_\nu\|_{L^2(\lambda, \mathcal{X})}^{1/3} \\ &\leq C_{\rho, \mathcal{Y}} m_\rho^{-1/6} \|\phi_\mu - \phi_\nu\|_{L^2(\rho)}^{1/3} \leq C_{\rho, \mathcal{Y}} m_\rho^{-1/6} W_1(\mu, \nu)^{1/6}. \end{aligned} \quad (4.5)$$

Remark 4.2. *As already mentioned, our proof of Lemma 3.3 is inspired by techniques developed in [9] (building upon anterior work [10]) to prove Poincaré-Sobolev inequalities in John domains. In both cases, a global variance is controlled by a sum of local variances.*

For Sobolev-Poincaré inequalities, it is known [13, Theorem 1.1] that the property for a domain $\mathcal{X} \subset \mathbb{R}^d$ with finite volume to support Sobolev-Poincaré inequalities is almost equivalent to \mathcal{X} being a John domain. The two properties are truly equivalent if \mathcal{X} is assumed in addition to satisfy a separation condition described in [13], which is verified for instance for simply connected planar domains. Analogously, Theorem 1.9 hints towards an equivalence for a bounded domain \mathcal{X} between the property that it is John and that the uniform probability density on \mathcal{X} has the potential stability property.

Remark 4.3. *We proved that ρ satisfies the Boman chain condition for some parameters A, B, C . Let us briefly explain how to express these parameters in terms of the parameters α, β of the John domain \mathcal{X} (see Definition 1.6). For this, we need to dig into Boman's proof of Lemma 4.1 given in [10, Lemma 2.1]. Due to properties of the Whitney decomposition (Lemma 3.1) and the construction of the family of cubes in the Boman chain condition (see Section 4.1), we may take $A = 12^d$ and*

$$C = \left(\frac{4}{\sigma - 1} \right)^d \sup_Q \frac{M_{\rho_Q}}{m_{\rho_Q}} \quad (4.6)$$

which is finite because bounded above by $\left(\frac{4}{\sigma-1} \right)^d \frac{M_\rho}{m_\rho}$. Both A and C are thus independent of α and β . The proof of [10, Lemma 2.1] gives $B = \frac{40d\alpha}{\beta}$. Also, recall that due to Theorem 2.1,

$$C_{\text{DM}} = e \frac{M_{\rho_Q}}{m_{\rho_Q}} R_{\mathcal{Y}} \text{diam}(Q), \quad (4.7)$$

which is uniformly bounded above by $e \frac{M_\rho}{m_\rho} R_{\mathcal{Y}} \text{diam}(\mathcal{X})$. Therefore the constants $C_{\rho, \mathcal{Y}}$ in (1.7) and (1.8) are totally explicit.

4.3. Proof of Theorem 1.10. The proof of Theorem 1.10 follows broadly the same lines as that of Theorem 1.7. Again we first need to check that the assumptions of Theorem 3.6 are verified.

Let us observe that due to (1.9) and (4.2), there exists $E > 0$ such that if $Q \in \mathcal{F}$ and $x, y \in Q$, then $E^{-1}\rho(y) \leq \rho(x) \leq E\rho(y)$. This proves (3.18). Now let us check the Boman chain condition. The above observation also implies that if Q, Q' intersect, then $E^{-2}\rho(y) \leq \rho(x) \leq E^2\rho(y)$ for any $x \in Q$ and $y \in Q'$. Therefore, denoting by λ the Lebesgue measure in \mathbb{R}^d ,

$$E^{-2} \frac{\lambda(Q)}{\lambda(Q')} \leq \frac{\rho(Q)}{\rho(Q')} \leq E^2 \frac{\lambda(Q)}{\lambda(Q')}$$

and

$$\frac{\rho(Q \cap Q')}{\max(\rho(Q), \rho(Q'))} \geq E^{-2} \frac{\lambda(Q \cap Q')}{\max(\lambda(Q), \lambda(Q'))}.$$

Since each Boman cube is obtained as σP where P is a cube of the Whitney decomposition (see Section 4.1), and cubes of the Whitney decomposition are dyadic cubes satisfying (3.2), we deduce that (3.5) and (3.6) hold. The other two conditions (3.3) and (3.4) of the Boman chain condition have already been checked in Section 4.1. There remains to prove that (3.7) holds:

Lemma 4.4. *The doubling condition (3.7) holds for some $D < +\infty$.*

Proof. Let us set $r = 5B\sqrt{d}$. We first assume $\delta \geq 0$. For any $x \in Q$ and $y \in rQ \cap \mathcal{X}$, there holds $\text{dist}(y, \partial\mathcal{X}) \leq \text{dist}(x, \partial\mathcal{X}) + r\sqrt{d}\ell(Q) \leq (1+2r)\text{dist}(x, \partial\mathcal{X})$ according to (4.2). Hence (1.9) yields

$$\rho(y) \leq c_2 d(y, \partial\mathcal{X})^\delta \leq c_2 (1+2r)^\delta d(x, \partial\mathcal{X})^\delta \leq c_1^{-1} c_2 (1+2r)^\delta \rho(x).$$

We deduce that $\rho(rQ) \leq c_1^{-1} c_2 (1+2r)^\delta r^d \rho(Q)$.

We turn to the case $\delta \in (-1, 0)$. Recall that \mathcal{X} is a bounded Lipschitz domain, hence some neighborhood of its boundary may be covered by a finite number of bi-Lipschitz charts. For $\varepsilon > 0$ we set

$$\mathcal{X}_\varepsilon = \{x \in \mathcal{X} \mid d(x, \partial\mathcal{X}) \leq \varepsilon\}$$

and we denote by \mathcal{F}_ε the set of elements Q of \mathcal{F} such that $rQ \subset \mathcal{X}_\varepsilon$. By (4.2), $\mathcal{F} \setminus \mathcal{F}_\varepsilon$ is finite for any $\varepsilon > 0$. Therefore we need to check (3.7) only for elements of \mathcal{F}_ε . We choose ε sufficiently small so that \mathcal{F}_ε is covered by bi-Lipschitz charts. Let us fix such a bi-Lipschitz chart $\Phi : U \rightarrow \mathbb{R}^+ \times \mathbb{R}^{d-1}$, $\Phi(\partial\mathcal{X} \cap U) \subset \{0\} \times \mathbb{R}^{d-1}$ where $U \subset \overline{\mathcal{X}}$. Due to (4.2), we deduce that there exists $C_{\rho,r} > 0$ (depending only on ρ and r , not on Q) such that for any cube $Q \in \mathcal{F}_\varepsilon$, if $\eta = \text{dist}(Q, \partial\mathcal{X})$, then

$$\Phi(rQ \cap \mathcal{X}) \subset \underbrace{[0, b_1] \times [a_2, b_2] \times \dots \times [a_d, b_d]}_{:=R_Q} \subset \mathbb{R}^+ \times \mathbb{R}^{d-1}$$

for some $a_1 = 0, a_2, \dots, a_d, b_1, \dots, b_d$ verifying $|b_i - a_i| \leq C_{\rho,r}\eta$ for any $i \in [d]$. There holds

$$\rho(rQ) = (\Phi_{\#}\rho)(\Phi(rQ \cap \mathcal{X})) \leq (\Phi_{\#}\rho)(R_Q). \quad (4.8)$$

Now since Φ is bi-Lipschitz, it follows from (1.9) that there exist $c'_1, c'_2 > 0$ such that for any $y = (y_1, y') \in \Phi(rQ \cap \mathcal{X}) \subset \mathbb{R}^+ \times \mathbb{R}^{d-1}$,

$$c'_1 y_1^\delta \leq (\Phi_{\#}\rho)(y) \leq c'_2 y_1^\delta. \quad (4.9)$$

Integrating over R_Q we obtain that the right-hand side in (4.8) is $\leq C_{\rho,r}\eta^{d+\delta}$. Finally we observe that $\rho(Q) \geq C_{\rho,c_1}\eta^{d+\delta}$, again due to (4.2) and (4.9). This concludes the proof for $\delta \in (-1, 0)$. \square

All in all, Theorem 3.6 applies, and the stability of Brenier potentials (1.10) follows as in Section 4.2 by Kantorovich-Rubinstein duality (4.4).

Concerning the stability of Brenier maps (1.11), the argument provided in (4.5) must be modified in the present setting since $M_\rho = 0$ when $\delta > 0$, and $m_\rho = +\infty$ when $-1 < \delta < 0$. Since \mathcal{X} is assumed to be a Lipschitz domain, taking local charts covering a neighborhood of the boundary of \mathcal{X} and reasoning as in Lemma 4.4 we obtain

$$\forall \varepsilon > 0, \quad \rho(\mathcal{X}_\varepsilon) \leq C_\rho \varepsilon^{1+\delta}. \quad (4.10)$$

We consider the density $\rho_\varepsilon = \rho|_{\mathcal{X} \setminus \mathcal{X}_\varepsilon} + \rho(x_0)\chi_{\mathcal{X}_\varepsilon}$ where $x_0 \in \mathcal{X} \setminus \partial\mathcal{X}$ is fixed (and is independent of ε). Then ρ_ε is not a probability measure, but we will use that its support is the closure of \mathcal{X} , independently of ε . Using $\|T_\mu\|_{L^\infty} \leq R_\gamma$ and $\|T_\nu\|_{L^\infty} \leq R_\gamma$ (recall that R_γ has been introduced in (3.17)), (4.10) implies

$$\|T_\mu - T_\nu\|_{L^2(\rho)}^2 \leq C_{\rho,\gamma} \varepsilon^{1+\delta} + \|T_\mu - T_\nu\|_{L^2(\rho_\varepsilon)}^2 \quad (4.11)$$

We now prove an upper bound on $\|T_\mu - T_\nu\|_{L^2(\rho_\varepsilon)}^2$. We first consider the case $\delta \geq 0$. By the same computation as in (4.5),

$$\begin{aligned} \|T_\mu - T_\nu\|_{L^2(\rho_\varepsilon)}^3 &\leq C_{\rho,\gamma} \mathcal{H}^{d-1}(\partial\mathcal{X}) m_{\rho_\varepsilon}^{-1/2} \|\phi_\mu - \phi_\nu\|_{L^2(\rho_\varepsilon)} \\ &\leq C_{\rho,\gamma} \mathcal{H}^{d-1}(\partial\mathcal{X}) m_{\rho_\varepsilon}^{-1/2} (\|\phi_\mu - \phi_\nu\|_{L^2(\rho)} + \varepsilon^{1+\delta}) \\ &\leq C_{\rho,\gamma} \mathcal{H}^{d-1}(\partial\mathcal{X}) m_{\rho_\varepsilon}^{-1/2} (W_1(\mu, \nu)^{1/2} + \varepsilon^{1+\delta}) \end{aligned} \quad (4.12)$$

To go from first to second line we used (4.10) together with the observation that $\|\phi_\mu - \phi_\nu\|_{L^\infty(\mathcal{X})} \leq 2R_\gamma \text{diam}(\mathcal{X})$ since ϕ_μ, ϕ_ν are R_γ -Lipschitz and $\phi_\mu - \phi_\nu$ vanishes on \mathcal{X} at least at one point due

to the fact that $\int_{\mathcal{X}} \phi_\mu d\rho = \int_{\mathcal{X}} \phi_\nu d\rho = 0$. We estimate the right-hand side of (4.12): due to (1.9) there holds $m_{\rho_\varepsilon}^{-1/2} \leq C_\rho \varepsilon^{-\delta/2}$. Plugging into (4.12) and then (4.11), we get

$$\|T_\mu - T_\nu\|_{L^2(\rho)}^2 \leq C_{\rho, \mathcal{Y}} \varepsilon^{1+\delta} + C_{\rho, \mathcal{Y}} \varepsilon^{-\delta/3} (W_1(\mu, \nu)^{1/2} + \varepsilon^{1+\delta})^{2/3}$$

Choosing $\varepsilon = W_1(\mu, \nu)^{\frac{1}{2(1+\delta)}}$, we obtain (1.11).

Finally, we consider the case $\delta \leq 0$. Then

$$\begin{aligned} \|T_\mu - T_\nu\|_{L^2(\rho_\varepsilon)}^3 &\leq C_{\rho, \mathcal{Y}} \mathcal{H}^{d-1}(\partial \mathcal{X}) M_{\rho_\varepsilon}^{3/2} \|\phi_\mu - \phi_\nu\|_{L^2(\rho_\varepsilon)} \\ &\leq C_{\rho, \mathcal{Y}} \mathcal{H}^{d-1}(\partial \mathcal{X}) M_{\rho_\varepsilon}^{3/2} \|\phi_\mu - \phi_\nu\|_{L^2(\rho)} \\ &\leq C_{\rho, \mathcal{Y}} \mathcal{H}^{d-1}(\partial \mathcal{X}) M_{\rho_\varepsilon}^{3/2} W_1(\mu, \nu)^{1/2} \end{aligned} \quad (4.13)$$

Proceeding as above with $M_{\rho_\varepsilon} \leq C_\rho \varepsilon^\delta$ and choosing $\varepsilon = W_1(\mu, \nu)^{1/3}$, we obtain (1.11).

4.4. Proof of Theorem 1.11. The proof of Theorem 1.11 follows the same lines as that of Theorem 1.10. Again we check that the assumptions of Theorem 3.6 are satisfied. For (3.18) and the Boman chain condition, the argument is exactly the same as at the beginning of Section 4.3, we do not repeat it here. We only need to verify the doubling condition (3.7).

Lemma 4.5. *The doubling condition (3.7) is verified for some $D < +\infty$.*

Proof. Let $r = 5B\sqrt{d}$. Let $Q \in \mathcal{F}$ and let $\eta = \text{dist}(Q, 0)$ denote its distance to the origin. Then $Q \subset B(0, 3\eta)$ since $\text{diam}(Q) \leq \sqrt{d}\ell(Q) \leq 2\eta$ according to (4.2). Hence $rQ \cap \mathcal{X} \subset B(0, 4r\eta) \cap \mathcal{X}$ where $\mathcal{X} = B(0, 1)$. Therefore $\rho(rQ \cap \mathcal{X}) \leq \rho(B(0, 4r\eta) \cap \mathcal{X}) = \min(4r\eta, 1)$. On the other hand,

$$\rho(Q) \geq C_d \ell(Q)^d (3\eta)^{1-d} \geq C_d \eta^d \eta^{1-d} = C_d \eta$$

again due to the fact that $Q \subset B(0, 3\eta)$ and then (4.2). This proves that the doubling condition is verified. \square

Therefore Theorem 3.6 applies, and the stability of Brenier potentials (1.12) follows via Kantorovich-Rubinstein duality (4.4) as in Section 4.2.

For the stability of maps (1.13), we set $K_\varepsilon = B(0, 1) \setminus B(0, \varepsilon)$ and $\rho_\varepsilon = \rho|_{K_\varepsilon}$. We notice that $M_{\rho_\varepsilon} = c_d \varepsilon^{1-d}$ and that $\mathcal{H}^{d-1}(\partial K_\varepsilon) \leq C_d$ uniformly in ε . Applying Proposition 2.2 as in (4.5) we obtain

$$\begin{aligned} \|T_\mu - T_\nu\|_{L^2(\rho_\varepsilon)}^2 &\leq M_{\rho_\varepsilon} \|T_\mu - T_\nu\|_{L^2(\lambda, K_\varepsilon)}^2 \leq C_{d, \mathcal{Y}} \mathcal{H}^{d-1}(\partial K_\varepsilon)^{2/3} M_{\rho_\varepsilon} \|\phi_\mu - \phi_\nu\|_{L^2(\lambda, K_\varepsilon)}^{2/3} \\ &\leq C_{d, \mathcal{Y}} M_{\rho_\varepsilon} \|\phi_\mu - \phi_\nu\|_{L^2(\rho)}^{2/3} \\ &\leq C_{d, \mathcal{Y}} \varepsilon^{1-d} W_1(\mu, \nu)^{1/3}. \end{aligned}$$

Finally, since $\rho(B(0, \varepsilon)) = \varepsilon$, $\|T_\mu\|_{L^\infty} \leq R_{\mathcal{Y}}$ and $\|T_\nu\|_{L^\infty} \leq R_{\mathcal{Y}}$, we obtain

$$\|T_\mu - T_\nu\|_{L^2(\rho)}^2 \leq \|T_\mu - T_\nu\|_{L^2(\rho_\varepsilon)}^2 + C_{\mathcal{Y}} \varepsilon \leq C_{d, \mathcal{Y}} (\varepsilon^{1-d} W_1(\mu, \nu)^{1/3} + \varepsilon).$$

Choosing $\varepsilon = W_1(\mu, \nu)^{1/3d}$, we get (1.13).

Remark 4.6. *The assumptions of Theorems 1.10 and 1.11 are the simplest ones which guarantee: (i) the Boman chain properties (3.5) and (3.6); (ii) the boundedness of the maximal operator M defined in Appendix A; (iii) property (4.10); (iv) an estimate of m_{ρ_ε} and/or M_{ρ_ε} as a power of ε . Theorem 1.10 would hold for any other family of ρ 's for which the above four ingredients can be proved.*

5. PROOF OF THEOREM 1.9: COUNTEREXAMPLE TO HÖLDER POTENTIAL STABILITY

We first prove the result for $d = 2$. The coordinates in \mathbb{R}^2 are denoted by x_1, x_2 . We recall the concept of room and passage domain (see [2], [22, pp. 521-523] for instance). Figure 1 illustrates our description. Take a sequence of rooms (i.e., rectangles) R_j , contained in the unit ball of \mathbb{R}^2 , $j \in \mathbb{N}^*$, R_j symmetric with respect to the x_1 -axis, and such that $\overline{R_j} \cap \overline{R_k} = \emptyset$ for $j \neq k$. These rooms are labelled as R_1, R_2, \dots along the increasing x_1 -axis. They are joined together

by passages (i.e., rectangles) P_n , $n \in \mathbb{N}^*$, P_n symmetric with respect to the x_1 -axis, of height h_n much smaller than the height of the adjoining rooms R_n and R_{n+1} . The passages P_n are also ordered as P_1, P_2, \dots along the increasing x_1 -axis. The sidelengths and centers of all these rectangles will be specified later.

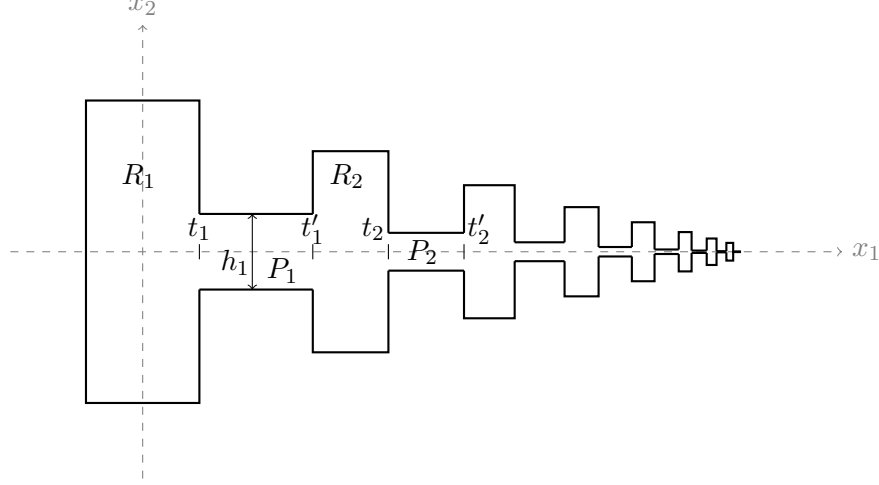


FIGURE 1. Room and passage domain

We denote by t_n (resp. t'_n) the infimum (resp. the supremum) of the abscissa x_1 in P_n . In particular, $t_n < t'_n < t_{n+1}$ for any $n \in \mathbb{N}^*$. We fix the parameters t_n, t'_n and the rectangles R_n for $n \in \mathbb{N}^*$. Then, the heights h_n are chosen sufficiently small, in order to satisfy the following property: for any $\delta > 0$,

$$\lim_{n \rightarrow +\infty} \frac{h_n^\delta}{|t_n - t'_n|^2 \lambda(R_{n+1})} = 0 \quad (5.1)$$

where λ denotes the Lebesgue measure in \mathbb{R}^d . We denote by \mathcal{X} the room and passage domain given by the union of all R_n 's and P_n 's, for $n \geq 1$. Finally, let ρ denote a probability density on \mathcal{X} bounded away from 0 and $+\infty$, i.e., there exist $m_\rho > 0$ and $M_\rho < +\infty$ such that $m_\rho \leq \rho \leq M_\rho$ in \mathcal{X} .

Consider the convex functions $\phi_n(x) = |x_1 - t_n|$ and $\phi'_n(x) = |x_1 - t'_n|$. In particular, for $x = (x_1, x_2) \in \mathbb{R}^2$,

$$\phi'_n(x) - \phi_n(x) = \begin{cases} t'_n - t_n & \text{if } x_1 \leq t_n \\ t_n - t'_n & \text{if } x_1 \geq t'_n \end{cases} \quad (5.2)$$

and

$$|\phi'_n(x) - \phi_n(x)| \leq |t_n - t'_n| \text{ if } x \in P_n. \quad (5.3)$$

Consequently,

$$\|\phi_n - \phi'_n\|_{L^2(\rho)}^2 \geq |t_n - t'_n|^2 (1 - \rho(P_n)).$$

We set

$$v_n = \rho(\{x \in \mathcal{X} \mid x_1 \leq t_n\}) \quad \text{and} \quad w_n = \rho(\{x \in \mathcal{X} \mid x_1 \geq t'_n\}).$$

We have $v_n \rightarrow 1$, $w_n \rightarrow 0$ and $\rho(P_n) \rightarrow 0$ as $n \rightarrow +\infty$. Besides, there holds for any $n \in \mathbb{N}^*$

$$v_n + w_n + \rho(P_n) = 1. \quad (5.4)$$

We bound the mean of $\phi'_n - \phi_n$ as follows: for n large enough, according to (5.2) and (5.3),

$$\begin{aligned} 0 &\leq \int_{\mathcal{X}} (\phi'_n - \phi_n) d\rho \leq v_n(t'_n - t_n) + w_n(t_n - t'_n) + |t'_n - t_n| \rho(P_n) \\ &= (1 - 2w_n)(t'_n - t_n) \end{aligned}$$

where the last equality comes from (5.4). Hence, still for n large enough,

$$\begin{aligned} \text{Var}_\rho(\phi_n - \phi'_n) &= \|\phi_n - \phi'_n\|_{L^2(\rho)}^2 - \left(\int_{\mathcal{X}} (\phi_n - \phi'_n) d\rho \right)^2 \\ &\geq (t'_n - t_n)^2 (1 - \rho(P_n) - (1 - 2w_n)^2) \\ &= (t'_n - t_n)^2 (4w_n - \rho(P_n) - 4w_n^2) \\ &\geq (t'_n - t_n)^2 (\rho(R_{n+1}) - \rho(P_n)) \end{aligned} \quad (5.5)$$

since $w_n \rightarrow 0$ and $w_n \geq \rho(R_{n+1})$.

Fix $p \in [1, +\infty)$. Let us compute $W_p(\mu_n, \mu'_n)$ for $n \in \mathbb{N}^*$. For any $n \in \mathbb{N}^*$, the measures $\mu_n = (\nabla\phi_n)_\# \rho$ and $\mu'_n = (\nabla\phi'_n)_\# \rho$ are both supported on the union of two singletons, namely $A = (x_1, x_2) = (-1, 0)$ and $B = (x_1, x_2) = (1, 0)$. The subset of \mathcal{X} given by the points $x \in \mathcal{X}$ such that $\nabla\phi_n(x) \neq \nabla\phi'_n(x)$ is exactly P_n . Since $\text{dist}(A, B) = 2$ we deduce $W_p(\mu_n, \mu'_n) = 2\rho(P_n)^{1/p}$.

Now we observe that $\rho(P_n) \leq M_\rho \lambda(\mathcal{X})^{-1} h_n |t'_n - t_n| \leq h_n$ for n large enough where h_n denotes the height of P_n and λ denotes the Lebesgue measure in \mathbb{R}^d . Due to (5.1), $\rho(P_n) \leq h_n \leq \rho(R_{n+1})/2$ for n large enough. Plugging into (5.5) we get that for any $q > 0$ and $p \in [1, +\infty)$, for n large enough,

$$\frac{W_p(\mu_n, \mu'_n)^q}{\text{Var}_\rho(\phi_n - \phi'_n)} \leq 2^{q+1} m_\rho \frac{h_n^{q/p}}{|t_n - t'_n|^2 \lambda(R_{n+1})} \xrightarrow{n \rightarrow +\infty} 0$$

which concludes the proof when $d = 2$. The generalization to any $d \geq 2$ is straightforward, considering hyperrectangles rooms and passages, instead of rectangles. Notice that in our example the target measures μ_n, μ'_n are supported in the closure of the unit ball of \mathbb{R}^d , but the result actually holds for any fixed non-empty ball $B(0, r) \subset \mathbb{R}^d$ (supporting the target measures), by considering $\phi_n = \frac{1}{2}r|x - t_n|$ and $\phi'_n = \frac{1}{2}r|x - t'_n|$.

Remark 5.1. *From the above construction it is straightforward to construct a 1d probability density ρ on \mathbb{R} , whose support is a compact interval, and for which the Hölder stability property of Definition 1.8 does not hold. Let $\pi : \mathbb{R}^2 \rightarrow \mathbb{R}$, $\pi(x_1, x_2) = x_1$ be the projection onto the first coordinate. Consider the 1d probability measure $\rho' = \pi_\# \rho$ on \mathbb{R} , where ρ is the normalized Lebesgue measure on the domain constructed above (and represented in Figure 1). Then the above computations show that the Brenier potentials associated to ρ' do not satisfy the Hölder potential stability property. However, the Brenier maps with source measure ρ' are stable: even better, they satisfy $\|T_\mu - T_\nu\|_{L^2(\rho')} = W_2(\mu, \nu)$, this equality being a property of all 1d probability measure.*

6. PROOF OF THEOREM 1.12: GENERALIZED CAUCHY DISTRIBUTIONS

We describe in Section 6.1 a natural attempt to prove Theorem 1.12 which, although too rough to lead to a complete proof, gives clear insights about a key difficulty of the problem. Our final proof is an improvement over this attempt. Its broad lines are described at the end of Section 6.1.

6.1. Warm-up and proof strategy. In this section, which is merely illustrative, we assume for simplicity that $\rho(x) = c_\beta \langle x \rangle^{-\beta}$ with $\beta > d + 2$, and $c_\beta > 0$ is a normalizing constant. We explain one of the key difficulties of the proof in this simple case. A natural approach would be to apply Theorem 2.1, but since it works only in bounded sets, we are naturally led to truncate the source measure ρ , as in the log-concave case handled in Section 2.2. For $r \geq 0$, recall that $\mathcal{B}_r = B(0, r) \subset \mathbb{R}^d$ denotes the open Euclidean ball of center 0 and radius r . We denote by $\phi_{\mu, r}$ (resp. $\phi_{\nu, r}$) the restriction of ϕ_μ (resp. ϕ_ν) to \mathcal{B}_r , and we consider the probability measures

$$\rho_r = \frac{\rho|_{\mathcal{B}_r}}{\rho(\mathcal{B}_r)}, \quad \mu_r = (\nabla\phi_{\mu, r})_\# \rho_r, \quad \nu_r = (\nabla\phi_{\nu, r})_\# \rho_r. \quad (6.1)$$

Finally we set $\psi_{\mu,r} = \phi_{\mu,r}^*$ and $\psi_{\nu,r} = \phi_{\nu,r}^*$. Simple arguments similar to (2.21) based on the fact that $\phi_{\mu,r}$ and $\phi_{\nu,r}$ are $R\gamma$ -Lipschitz imply that for large r ,

$$\mathrm{Var}_\rho(\phi_\mu - \phi_\nu) \leq \mathrm{Var}_{\rho_r}(\phi_{\mu,r} - \phi_{\nu,r}) + C_{d,\gamma} r^{d+2-\beta}.$$

Since \mathcal{B}_r is a bounded convex domain on which ρ is bounded from above and below, Theorem 2.1 yields

$$\mathrm{Var}_{\rho_r}(\phi_{\mu,r} - \phi_{\nu,r}) \leq C_{d,\gamma} r^{\beta+1} \langle \psi_{\mu,r} - \psi_{\nu,r} | \nu_r - \mu_r \rangle. \quad (6.2)$$

Now we observe that $\psi_{\mu,r} - \psi_{\nu,r}$ is $2r$ -Lipschitz (because $\mathrm{diam}(\mathcal{B}_r) = 2r$) hence using Kantorovich-Rubinstein duality in the right-hand side of (6.2) we obtain

$$\mathrm{Var}_\rho(\phi_\mu - \phi_\nu) \leq C_{d,\gamma} r^{d+2-\beta} + C_{d,\gamma} r^{\beta+2} W_1(\mu_r, \nu_r). \quad (6.3)$$

There remains to find an upper bound for $W_1(\mu_r, \nu_r)$ in terms of $W_1(\mu, \nu)$. The best we can hope for is that for large r ,

$$W_1(\mu_r, \nu_r) \leq W_1(\mu, \nu) + C_\gamma r^{d-\beta}$$

(due to (2.22)). Plugging into (6.3) we see that the remainder term is too large to obtain (1.5), the method needs to be refined.

However, this strategy tells us that a key point is to be able to establish in \mathcal{B}_r a variance inequality like (6.2) with an improved dependence in r . This is precisely what we do in our proof of Theorem 1.12. It relies on the same basic idea as Theorem 1.7, that of decomposing \mathcal{X} (here, \mathbb{R}^d) into convex sets $Q \in \mathcal{F}$, and we do this in a way that the ratio M_{ρ_Q}/m_{ρ_Q} of the maximum density over the minimum density in each convex set Q is bounded above uniformly in $Q \in \mathcal{F}$. Then we apply the variance inequality in each Q , and finally we glue together all these local variance inequalities to obtain a global one.

To do the gluing, it does not seem possible to adapt the strategy used to prove Theorem 1.7, namely to apply a Boman chain-type argument in \mathcal{B}_r (and then letting $r \rightarrow +\infty$). Therefore, in the sequel, we follow a different strategy, which is based on the construction and the spectral analysis of a graph. We construct a decomposition of \mathbb{R}^d into convex sets, and each of them is seen as one vertex of an infinite graph, endowed with a weight corresponding to its mass. The edges of this graph are given by those pairs of convex sets which intersect, and each edge is endowed with a weight equal to the mass of the intersection of the two convex sets. Then, the gluing argument for variance inequalities is obtained through a Cheeger inequality in finite truncations of the weighted graph that we just described. Using the Cheeger inequality is a robust strategy, with which it is possible for instance to recover Theorem 1.7 (at least in Lipschitz domains), and this is why we use it here; we briefly explain in Remark 6.9 an alternative argument to replace the part of the proof where the Cheeger inequality is used, but which is quite specific to the power law case considered in Theorem 1.12 and does not seem to generalize well.

6.2. Laplacians in weighted graphs and Cheeger inequality. We gather in this section general facts regarding Laplacians in infinite weighted graphs and the associated Cheeger inequality. Our presentation follows closely [6].

6.2.1. Weighted graphs. Let V be a countable set equipped with the discrete topology. We assume that V is endowed with a function $\delta : V \rightarrow (0, \infty)$ which can be turned into a Radon measure on V of full support by the formula $\delta(U) = \sum_{i \in U} \delta_i$ for $U \subseteq V$ (we denote by δ_i the value of δ at $i \in V$). Then let $w : V \times V \rightarrow [0, \infty)$ be a symmetric function vanishing on the diagonal and satisfying

$$\forall i \in V, \quad \sum_{j \in V} w_{ij} < +\infty$$

(here and in the sequel, $w_{ij} = w(i, j)$). We denote by E the set of all edges, i.e., the set of all $(i, j) \in V \times V$ such that $w_{ij} > 0$. If $(i, j) \in E$, we say that i and j are neighbors. The weighted graph (V, E, δ, w) is said locally finite if each vertex has only finitely many neighbors.

6.2.2. *Graph Laplacians.* Denote by $C_c(V)$ the space of real valued functions on V with finite support. We set

$$\ell^2(V, \delta) = \left\{ u : V \rightarrow \mathbb{R} \mid \sum_{i \in V} \delta_i u(i)^2 < +\infty \right\}$$

and endow it with the scalar product $\langle u, v \rangle_\delta = \sum_{i \in V} \delta_i u(i)v(i)$ and the norm $\|u\|_\delta = \langle u, u \rangle_\delta^{1/2}$. Let the quadratic form $\mathcal{Q} = \mathcal{Q}_w$ with domain \mathcal{D} be given by

$$\mathcal{Q}(u) = \frac{1}{2} \sum_{i, j \in V} w_{ij} (u(i) - u(j))^2, \quad \mathcal{D} = \overline{C_c(V)}^{\|\cdot\|_\mathcal{Q}},$$

where $\|\cdot\|_\mathcal{Q} = (\mathcal{Q}(\cdot) + \|\cdot\|_\delta^2)^{1/2}$. The form \mathcal{Q} defines a regular Dirichlet form on $L^2(V, \delta)$ (see [31], [40]). The corresponding positive selfadjoint operator L acts as

$$Lu(i) = \frac{1}{\delta_i} \sum_{j \in V} w_{ij} (u(i) - u(j)) \quad (6.4)$$

(see [40, Theorem 9]). In the cases that will be considered in this paper, there exists $C > 0$ such that

$$\forall i \in V, \quad C\delta_i \geq \sum_{j \in V} w_{ij}. \quad (6.5)$$

Therefore, L is a bounded operator. We notice that the function $\mathbf{1} \in \mathcal{D}$ equal to 1 on all V is in the kernel of L . We set

$$\lambda_2(L) = \inf\{\mathcal{Q}(u) \mid \|u\|_\delta = 1, \langle u, \mathbf{1} \rangle_\delta = 0\}.$$

The Cheeger inequality is a lower bound on $\lambda_2(L)$ in terms of a constant measuring how well the graph is connected, called the isoperimetric constant of G .

6.2.3. *Isoperimetric constant and Cheeger inequality.* For $U \subset V$ we denote by

$$\text{vol}(U) = \sum_{i \in U} \delta_i$$

its volume and by

$$|\partial U| = \sum_{i \in U, j \notin U} w_{ij} \quad (6.6)$$

the size of its boundary. Finally the isoperimetric constant of G is

$$h = \inf_{\substack{U \subset V \\ 0 < \text{vol}(U) \leq \frac{1}{2}}} \frac{|\partial U|}{\text{vol}(U)}. \quad (6.7)$$

The following Cheeger inequality will be instrumental.

Proposition 6.1. *If (6.5) holds, then $\lambda_2(L) \geq \frac{1}{2C} h^2$ where C is the constant in (6.5).*

For completeness, we provide in Appendix B an elementary proof assuming that V is finite, which is sufficient for the present paper since we apply Proposition 6.1 only to finite graphs (in Lemma 6.8). A proof of Proposition 6.1 for infinite graphs may be found in [48, Theorem 3.5]. A more general Cheeger inequality, applying as well to infinite graphs which do not verify (6.5) has been proved in [6, Theorem 3.1].

6.3. Gluing variance inequalities.

Definition 6.2. *Let $A, B < +\infty$. An absolutely continuous probability measure $\rho(x)dx$ on a bounded set \mathcal{X} is said to be of type (A, B) with respect to a finite family $(Q_i)_{i \in V}$ of convex sets such that*

$$\text{spt}(\rho) = \bigcup_{i \in V} Q_i \quad (6.8)$$

if the following properties are verified:

- (i) Each Q_i intersects at most A other Q_j 's.

(ii) For any $i \in V$,

$$\frac{\sup_{x \in Q_i} \rho|_{Q_i}(x)}{\inf_{x \in Q_i} \rho|_{Q_i}(x)} \leq B. \quad (6.9)$$

We simply say that ρ is of type (A, B) if it is of type (A, B) with respect to some finite family $(Q_i)_{i \in V}$ satisfying the above conditions.

To any probability measure of type (A, B) it is possible to associate an undirected weighted graph as follows.

Definition 6.3 (Weighted graph associated to a measure of type (A, B)). *To an absolutely continuous probability measure ρ of type (A, B) with respect to a finite family $(Q_i)_{i \in V}$ we associate a weighted graph $G = (V, E, \delta, w)$ as follows. Its vertices are given by the set V , and each $i \in V$ has weight*

$$\delta_i = \rho(Q_i).$$

The edges E of G are the couples (i, j) for which $w_{ij} > 0$ (and in particular $i \neq j$). Each edge (i, j) is endowed with a weight

$$w_{ij} = \rho(Q_i \cap Q_j).$$

The positive graph Laplacian L on $\mathcal{D} \subset \ell^2(V, \delta)$ acts as (6.4). The condition (6.5) is verified with $C := A$.

This subsection is devoted to the proof of the following result, which is an analogue of Theorem 2.1 for measures ρ of type (A, B) . Our proof follows and improves the strategy of proof of [17, Proposition B.2]. Recall that the dual Brenier potentials ψ_μ, ψ_ν have been introduced in (4.1).

Theorem 6.4. *Let ρ be an absolutely continuous probability measure on a bounded set \mathcal{X} of type (A, B) , whose graph Laplacian associated to the decomposition (6.8) is denoted by L . We assume that $\lambda_2(L) > 0$. Let $\mathcal{Y} \subset \mathbb{R}^d$ be compact. Then, for any probability measures μ, ν supported in \mathcal{Y} ,*

$$\text{Var}_\rho(\phi_\mu - \phi_\nu) \leq eR_{\text{ydiam}}(\mathcal{X})A^2B \left(1 + \frac{2A}{\lambda_2(L)}\right) \langle \psi_\mu - \psi_\nu | \nu - \mu \rangle. \quad (6.10)$$

Notice that since the set \mathcal{X} is bounded, ψ_μ and ψ_ν are continuous functions in \mathcal{Y} . A key step in the proof is the following lemma, which plays the role of Lemma 3.3 in the present case:

Lemma 6.5. *For any $i \in V$, let $\rho_i = \frac{1}{\rho(Q_i)}\rho|_{Q_i}$. Let $f : \mathbb{R}^d \rightarrow \mathbb{R}$ be a continuous function. Then*

$$\text{Var}_\rho(f) \leq A \left(1 + \frac{2A}{\lambda_2(L)}\right) \sum_{i \in V} \delta_i \text{Var}_{\rho_i}(f). \quad (6.11)$$

Proof of Lemma 6.5. We set $S = \sum_{j \in V} \delta_j$. We first show that

$$\text{Var}_\rho(f) \leq S \sum_{i \in V} \delta_i \text{Var}_{\rho_i}(f) + \frac{1}{2} \sum_{i, j \in V} (m_i - m_j)^2 \delta_i \delta_j \quad (6.12)$$

where $m_i = \int_{Q_i} f d\rho_i$. The proof goes as follows:

$$\begin{aligned} \text{Var}_\rho(f) &= \frac{1}{2} \int_{\mathbb{R}^d \times \mathbb{R}^d} (f(x) - f(y))^2 d\rho(x) d\rho(y) \\ &\leq \frac{1}{2} \sum_{i, j \in V} \int_{Q_i \times Q_j} (f(x) - f(y))^2 d\rho(x) d\rho(y) \\ &= \frac{1}{2} \sum_{i, j \in V} \int_{Q_i \times Q_j} (f(x) - m_i + m_i - m_j + m_j - f(y))^2 d\rho(x) d\rho(y) \\ &= S \sum_{i \in V} \int_{Q_i} (f(x) - m_i)^2 d\rho(x) + \frac{1}{2} \sum_{i, j \in V} (m_i - m_j)^2 \rho(Q_i) \rho(Q_j) \end{aligned}$$

which is exactly (6.12).

Let $m = (m_i)_{i \in V}$. We denote the weighted mean of the m_i by $\tilde{m} = S^{-1} \sum_{i \in V} \delta_i m_i$. The computations below show that $m - \tilde{m} \in \ell^2(V, \delta)$ and $\mathcal{Q}(m - \tilde{m}) < +\infty$ (of course for this we need to assume that the right-hand side in (6.11) is finite, which we do in the sequel). Moreover, $\langle m - \tilde{m}, \mathbf{1} \rangle_\delta = 0$. We compute

$$\begin{aligned} \frac{1}{2} \sum_{i,j \in V} (m_i - m_j)^2 \delta_i \delta_j &= S \|m - \tilde{m}\|_\delta^2 \leq \frac{S}{\lambda_2(L)} \langle m - \tilde{m}, L(m - \tilde{m}) \rangle_\delta \\ &= \frac{S}{2\lambda_2(L)} \sum_{i,j \in V} w_{ij} (m_i - m_j)^2. \end{aligned} \quad (6.13)$$

For any $i \neq j$ such that $w_{ij} > 0$, denoting $m_{i \cap j} = \frac{1}{\rho(Q_i \cap Q_j)} \int_{Q_i \cap Q_j} f d\rho$, one has

$$\frac{1}{2} (m_i - m_j)^2 \leq (m_{i \cap j} - m_i)^2 + (m_{i \cap j} - m_j)^2.$$

For such $i, j \in V$,

$$\begin{aligned} (m_{i \cap j} - m_i)^2 &= \left(\frac{1}{\rho(Q_i \cap Q_j)} \int_{Q_i \cap Q_j} (f - m_i) d\rho \right)^2 \leq \frac{1}{\rho(Q_i \cap Q_j)} \int_{Q_i \cap Q_j} (f - m_i)^2 d\rho \\ &\leq \frac{1}{\rho(Q_i \cap Q_j)} \int_{Q_i} (f - m_i)^2 d\rho = \frac{\rho(Q_i)}{w_{ij}} \text{Var}_{\rho_i}(f), \end{aligned}$$

and similarly for $(m_{i \cap j} - m_j)^2$, therefore we get

$$\frac{1}{2} (m_i - m_j)^2 \leq \frac{\delta_i}{w_{ij}} \text{Var}_{\rho_i}(f) + \frac{\delta_j}{w_{ij}} \text{Var}_{\rho_j}(f).$$

Plugging into (6.13) yields

$$\begin{aligned} \frac{1}{2} \sum_{i,j \in V} (m_i - m_j)^2 \delta_i \delta_j &\leq \frac{S}{\lambda_2(L)} \sum_{i \in V} \sum_{j | Q_i \cap Q_j \neq \emptyset} (\delta_i \text{Var}_{\rho_i}(f) + \delta_j \text{Var}_{\rho_j}(f)) \\ &\leq \frac{2AS}{\lambda_2(L)} \sum_{i \in V} \delta_i \text{Var}_{\rho_i}(f). \end{aligned}$$

All in all and using that $S \leq A$, we have proved (6.11). \square

Proof of Theorem 6.4. Lemma 6.5 for $f = \phi_\mu - \phi_\nu$ gives

$$\text{Var}_\rho(\phi_\mu - \phi_\nu) \leq A \left(1 + \frac{2A}{\lambda_2(L)} \right) \sum_{i \in V} \delta_i \text{Var}_{\rho_i}(\phi_\mu - \phi_\nu). \quad (6.14)$$

For any $i \in V$, we apply Theorem 2.1 to ρ_i (supported in Q_i) with σ being the normalized Lebesgue measure on Q_i . The functions ψ_μ and ψ_ν are both continuous in \mathcal{Y} . Since $\psi_\mu^* = \phi_\mu$ and $\psi_\nu^* = \phi_\nu$, we get

$$\text{Var}_{\rho_i}(\phi_\mu - \phi_\nu) \leq eRy \text{diam}(\mathcal{X}) \left(\frac{M_{\rho_i}}{m_{\rho_i}} \right) \langle \psi_\mu - \psi_\nu | (\nabla \phi_\nu)_\# \rho_i - (\nabla \phi_\mu)_\# \rho_i \rangle \quad (6.15)$$

where M_{ρ_i} and m_{ρ_i} are defined according to (3.16). Finally we observe that

$$\begin{aligned} \sum_{i \in V} \delta_i \langle \psi_\mu - \psi_\nu | (\nabla \phi_\nu)_\# \rho_i - (\nabla \phi_\mu)_\# \rho_i \rangle &= \sum_{i \in V} \langle \psi_\mu - \psi_\nu | (\nabla \phi_\nu)_\# \rho|_{Q_i} - (\nabla \phi_\mu)_\# \rho|_{Q_i} \rangle \\ &\leq A \langle \psi_\mu - \psi_\nu | (\nabla \phi_\nu)_\# \rho - (\nabla \phi_\mu)_\# \rho \rangle. \end{aligned} \quad (6.16)$$

since the above sum contains only non-negative terms (due to (6.15)) and each point $x \in \mathcal{X}$ belongs to at most A sets Q_i . Combining (6.9), (6.14), (6.15) and (6.16), we get (6.10). \square

6.4. Estimates for generalized Cauchy distributions. In the present section, assuming that ρ is of the form

$$\rho(x) = c(x)\langle x \rangle^{-\beta}, \quad m \leq c(x) \leq M, \quad (6.17)$$

we construct a decomposition of \mathbb{R}^d into a family $(Q_i)_{i \in V}$ of convex sets satisfying Definition 6.2, and we check all properties that will be needed to apply Theorem 6.4. As already mentioned in Section 6.1, it will be necessary to consider truncations ρ_r of ρ in order to apply Theorem 6.4, and therefore we consider for each r a subfamily of $(Q_i)_{i \in V}$ which covers the support of ρ_r .

6.4.1. Decomposition of \mathbb{R}^d and construction of a family of weighted graphs. Let ρ be of the form (6.17). We construct a locally finite family $(Q_j)_{j \in V}$ of subsets of \mathbb{R}^d (depending on β , omitted in the notation), indexed by $V = \mathbb{N} \times \{-1, 1\}^d$. We refer the reader to Figure 2 for an illustration.

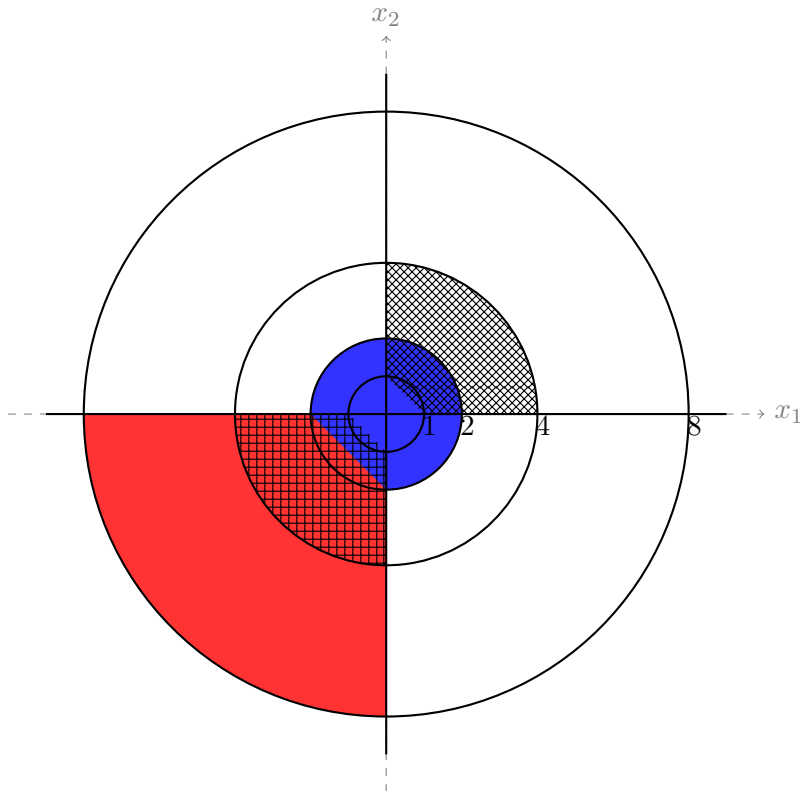


FIGURE 2. The decomposition of \mathbb{R}^d for $d = 2$. Four domains $Q_{(J,\sigma)}$ are drawn: in blue, in green, with a grid and with crosshatches.

We set $\mathcal{C}_0 = B(0, 2)$ and

$$\mathcal{C}_J = B(0, 2^{J+1}) \setminus B(0, 2^{J-1}) \quad (6.18)$$

for $J \in \mathbb{N}^*$. There holds

$$\mathbb{R}^d = \bigcup_{J \in \mathbb{N}} \mathcal{C}_J.$$

This is not a partition since some of the \mathcal{C}_J overlap, but any point in \mathbb{R}^d belongs to at most two of these sets. We consider the 2^d orthants

$$\mathcal{H}_\sigma = \{x \in \mathbb{R}^d \mid \forall i \in [d], \sigma_i x_i \geq 0\}$$

for $\sigma = (\sigma_1, \dots, \sigma_d) \in \{-1, 1\}^d$. We denote by Conv the convex-hull, and we finally define for $(J, \sigma) \in \mathbb{N}^* \times \{-1, 1\}^d$

$$Q_{(J,\sigma)} = \text{Conv}(\mathcal{C}_J \cap \mathcal{H}_\sigma) \quad (6.19)$$

(which is included in the convex set \mathcal{H}_σ) and $Q_{(0,\sigma)} = \mathcal{C}_0 = B(0, 2)$ for any $\sigma \in \{-1, 1\}^d$.

We consider the graph $G = (V, E, \delta, w)$ associated to the sets $Q_{(J,\sigma)}$ as in Definition 6.3. We could prove various properties of the graph G , for instance that it has a positive spectral gap. But since we need later to perform a truncation of \mathbb{R}^d in order to prove Theorem 1.4 (as explained in Section 6.1), we instead define a family of truncated graph depending on a parameter r , and prove properties of this family which are “uniform in r ”.

We define this family of truncated graphs (i.e., subgraphs of G) as follows, see Figure 3 for an illustration. For any $r \geq 1$ of the form $r = 2^n$ for some $n \in \mathbb{N}^*$, $G_r = (V_r, E_r, \delta_r, w_r)$ is the restriction of $G = (V, E, \delta, w)$ to the set of vertices $(J, \sigma) \in V$ such that $Q_{(J,\sigma)} \subset \mathcal{B}_r$. The weights on the vertices V_r and edges E_r are unchanged compared to those on V, E . Due to (6.18) and (6.19), for any $r = 2^n$,

$$\rho_r = \frac{\rho|_{\mathcal{B}_r}}{\rho(\mathcal{B}_r)} \quad \text{verifies} \quad \text{spt}(\rho_r) = \bigcup_{(J,\sigma) \in V_r} Q_{(J,\sigma)}.$$

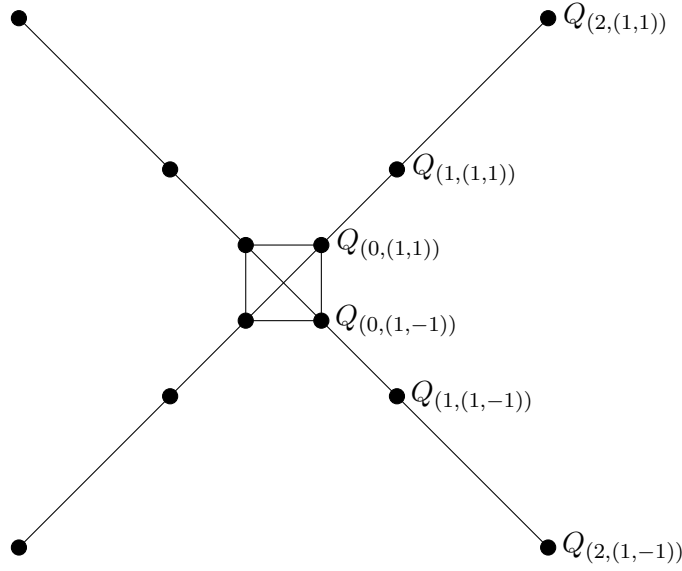


FIGURE 3. The graph G_r for $r = 2^3$ and $d = 2$. Only a few labels are written.

6.4.2. *Uniform type.* In Section 6.5 we apply Theorem 6.4 to ρ_r for r large enough. For this, we prove here a uniform upper bound (independent of r) on the constants A, B appearing in the right-hand side of (6.10):

Lemma 6.6. *There exist $A, B < +\infty$ such that for any $r = 2^n$, $n \in \mathbb{N}^*$, ρ_r is of type (A, B) with respect to $(Q_{(J,\sigma)})_{(J,\sigma) \in V_r}$.*

Proof. Let $(J, \sigma) \in V$ and assume $J \neq 0$ (for $J = 0$, the number of intersections with other sets is automatically bounded and (6.9) may be checked by hand). We observe that

$$Q_{(J,\sigma)} \subset \left\{ x \in \mathbb{R}^d \mid \sum_{i=1}^d \sigma_i x_i \geq 2^{J-1} \right\} \subset \mathbb{R}^d \setminus B(0, d^{-1/2} 2^{J-1})$$

hence

$$Q_{(J,\sigma)} \subset B(0, 2^{J+1}) \setminus B(0, d^{-1/2} 2^{J-1}). \quad (6.20)$$

If $Q_{(J,\sigma)}$ and $Q_{(J',\sigma')}$ intersect for some $(J', \sigma') \in V$, then due to (6.20), $2^{J'+1} \geq d^{-1/2} 2^{J-1}$ and $2^{J'+1} \geq d^{-1/2} 2^{J'-1}$. The number of such J' is bounded above by $5 + \log_2(d)$, hence the number

of $Q_{(J',\sigma')}$ intersecting $Q_{(J,\sigma)}$ is at most $2^d(5 + \log_2(d))$, which is independent of $(J, \sigma) \in V$ and r . Besides, (6.20) also implies that if $x, y \in Q_{(J,\sigma)}$, then

$$\frac{\rho(x)}{\rho(y)} \leq \frac{M (d^{-1/2} 2^{J-1})^{-\beta}}{m 2^{-\beta(J+1)}} \leq \frac{M}{m} (4\sqrt{d})^\beta$$

which concludes the proof. \square

6.4.3. *Uniform lower bound on the isoperimetric constant.* We set $r_n = 2^n$ for $n \in \mathbb{N}^*$ and denote by h_{r_n} the isoperimetric constant of G_{r_n} (see (6.7)).

Lemma 6.7. *There holds $\liminf_{n \rightarrow +\infty} h_{r_n} > 0$.*

Proof of Lemma 6.7. For $n \in \mathbb{N}^*$, the graph G_{r_n} is finite, connected and non-empty. Since G_{r_n} is defined as a subgraph of G with same weights, the volume of a set $U \subset V_{r_n}$ is the same as the volume of U considered as a subset of V , and is equal to $\text{vol}(U) = \sum_{i \in U} \rho(Q_i)$. Let $n_0 \in \mathbb{N}^*$ such that $\text{vol}(V_{r_{n_0}}) \geq \frac{3}{4} \text{vol}(V)$. We denote by $w_{\min} > 0$ the minimum of the weights of edges between elements of $V_{r_{n_0}}$. We consider $n \geq n_0$. For $U \subset V$ we denote by $\text{Im}(U)$ its image in \mathbb{R}^d , i.e.,

$$\text{Im}(U) = \bigcup_{i \in U} Q_i.$$

Let us consider $U \subset V_{r_n}$ with $0 < \text{vol}(U) \leq \frac{1}{2} \text{vol}(V_{r_n})$. In particular, $V_{r_{n_0}} \setminus U \neq \emptyset$. We seek for a lower bound on $|\partial U|/\text{vol}(U)$.

If $0 \in \text{Im}(U)$, pick $(J, \sigma) \in V_{r_{n_0}} \setminus U$. Necessarily there exists $0 \leq J' < J$ with $(J', \sigma) \in U$ and $(J' + 1, \sigma) \notin U$. The edge between the vertices (J', σ) and $(J' + 1, \sigma)$ joins U to U^c . Its weight is bounded below by w_{\min} . Since $\text{vol}(U)$ is bounded above by $\text{vol}(V)$ which is finite, this proves that $|\partial U|/\text{vol}(U)$ is bounded below independently of U (and $n \geq n_0$) if $0 \in \text{Im}(U)$.

Assume now $0 \notin \text{Im}(U)$. Denote by \mathcal{S} the set of $\sigma \in \{-1, 1\}^d$ such that there exists $J \in \mathbb{N}$ for which $(J, \sigma) \in U$. For $\sigma \in \mathcal{S}$, we denote by $J(\sigma) \in \mathbb{N}^*$ the smallest integer J such that $(J, \sigma) \in U$. By definition, the edge between $(J(\sigma), \sigma)$ and $(J(\sigma) - 1, \sigma)$ joins U to U^c . We set $r_\sigma = 2^{J(\sigma)-1}$. Due to (6.18) and (6.19),

$$\rho(Q_{(J(\sigma), \sigma)} \cap Q_{(J(\sigma)-1, \sigma)}) \geq C_\rho m r_\sigma^{d-\beta}.$$

Hence

$$|\partial U| \geq C_\rho \sum_{\sigma \in \mathcal{S}} r_\sigma^{d-\beta}. \quad (6.21)$$

To find an upper bound on $\text{vol}(U)$ we notice that $\text{Im}(U) \subset \bigcup_{\sigma \in \mathcal{S}} \mathcal{H}_\sigma \cap B(0, r_\sigma)^c$ due to the definition of $J(\sigma)$. Since each point in $\text{Im}(U)$ belongs to at most A sets Q_j , we obtain

$$\text{vol}(U) \leq AM \sum_{\sigma \in \mathcal{S}} \int_{r_\sigma}^{+\infty} s^{d-1-\beta} ds \leq C'_\rho \sum_{\sigma \in \mathcal{S}} r_\sigma^{d-\beta}. \quad (6.22)$$

The key fact is that the bounds (6.21) and (6.22) are independent of r . Hence $|\partial U|/\text{vol}(U)$ is bounded below independently of U and r . This finishes the proof of Lemma 6.7. \square

6.4.4. *Uniform spectral gap.* It can be proved that $\lambda_2(L) > 0$ where L is the graph Laplacian (see Definition 6.3) associated to the graph G introduced in Section 6.4.1, but this is not what we will need in Section 6.5. Instead, we prove in this section a lower bound on $\lambda_2(L_{r_n})$ which is uniform in n , where L_{r_n} is the graph Laplacian associated to the weighted graph $(V_{r_n}, E_{r_n}, \delta_{r_n}, w_{r_n})$ introduced in Section 6.4.1 (and $r_n = 2^n$).

Lemma 6.8. *There holds $\liminf_{n \rightarrow +\infty} \lambda_2(L_{r_n}) > 0$.*

Proof of Lemma 6.8. Due to Proposition 6.1, there holds $\lambda_2(L_{r_n}) \geq \frac{h_{r_n}^2}{2A}$ and A is uniform in n according to Lemma 6.6. Lemma 6.8 then follows from Lemma 6.7. \square

Remark 6.9. *It is possible to prove Lemma 6.8 directly using the explicit form of the graphs and elementary (but fairly long) computations in the one-dimensional branches (see Figure 3).*

6.5. Conclusion of the proof of Theorem 1.12. In the sequel, $r = 2^n$ for some large $n \in \mathbb{N}$ which is fixed later. We denote by $\phi_{\mu,r}$ and $\phi_{\nu,r}$ the restriction of ϕ_μ and ϕ_ν to \mathcal{B}_r (extended by $+\infty$ outside \mathcal{B}_r). We set $\psi_{\mu,r} = \phi_{\mu,r}^*$ and $\psi_{\nu,r} = \phi_{\nu,r}^*$; then $\psi_{\mu,r}^* = \phi_{\mu,r}$ and $\psi_{\nu,r}^* = \phi_{\nu,r}$. Recall also the notation ρ_r, μ_r and ν_r from (6.1). We apply Theorem 6.4 together with Lemma 6.6 and Lemma 6.8. This gives

$$\text{Var}_{\rho_r}(\phi_{\mu,r} - \phi_{\nu,r}) \leq C_{\rho,\mathcal{Y}} r \langle \psi_{\mu,r} - \psi_{\nu,r} | \nu_r - \mu_r \rangle \quad (6.23)$$

where $C_{\rho,\mathcal{Y}}$ does not depend on r . The arguments from (2.13) to (2.23) work here too (they do not rely on any specific property of ρ), and we obtain exactly (2.23), i.e.,

$$\|\phi_\mu - \phi_\nu\|_{L^2(\rho)}^2 \leq C_{\rho,\mathcal{Y}} (r^2 W_1(\mu, \nu) + r^2 m_0(r) + m_1(r)^2 + m_2(r)) \quad (6.24)$$

where the truncated moments $m_0(r), m_1(r), m_2(r)$ are defined in (2.18). Notice that $m_0(r), m_1(r)$ and $m_2(r)$ are finite due to the assumption that $\beta > d + 2$.

Now recall that $\rho(x) = c(x)\langle x \rangle^{-\beta}$ with $\beta > d + 1$ and $0 < m \leq c(x) \leq M < +\infty$. Hence

$$m_\ell(r) \leq C_{\rho,\ell} r^{d+\ell-\beta}. \quad (6.25)$$

We plug into (6.24) and we choose $r = 2^n$ with $n = \lceil -(\beta - d)^{-1} \log_2(W_1(\mu, \nu)) \rceil$ where $\lceil x \rceil = \inf\{j \in \mathbb{N} \mid j \geq x\}$. We obtain (1.14). Concerning (1.15) we use Proposition 2.2 for $K = \mathcal{B}_r$ ($r = 2^n$ with n to be fixed later) and recall that ϕ_μ, ϕ_ν are $R_{\mathcal{Y}}$ -Lipschitz. We get

$$\|T_\mu - T_\nu\|_{L^2(\lambda, \mathcal{B}_r)}^2 \leq C_\rho r^{2(d-1)/3} R_{\mathcal{Y}}^{4/3} \|\phi_\mu - \phi_\nu\|_{L^2(\lambda, \mathcal{B}_r)}^{2/3}. \quad (6.26)$$

This is written for the Lebesgue measure λ , but since $\rho(x) \leq M \langle x \rangle^{-\beta}$ we deduce immediately that

$$\|T_\mu - T_\nu\|_{L^2(\rho, \mathcal{B}_r)}^2 \leq C_{\rho,\mathcal{Y}} r^{2(d-1)/3} r^{\beta/3} \|\phi_\mu - \phi_\nu\|_{L^2(\rho)}^{2/3}.$$

Since $\|T_\mu\|_{L^\infty} \leq R_{\mathcal{Y}}$ and $\|T_\nu\|_{L^\infty} \leq R_{\mathcal{Y}}$, using (6.25) for $\ell = 0$ we get

$$\|T_\mu - T_\nu\|_{L^2(\rho)}^2 \leq C_{\rho,\mathcal{Y}} r^{2(d-1)/3} r^{\beta/3} \|\phi_\mu - \phi_\nu\|_{L^2(\rho)}^{2/3} + C_{\rho,\mathcal{Y}} r^{d-\beta}.$$

We optimize over r , i.e., we choose $r = 2^n$ with $n = \lceil -(2\beta - 1 - \frac{d}{2})^{-1} \log_2(\|\phi_\mu - \phi_\nu\|_{L^2(\rho)}) \rceil$. We obtain

$$\|T_\mu - T_\nu\|_{L^2(\rho)} \leq C_{\rho,\mathcal{Y}} \|\phi_\mu - \phi_\nu\|_{L^2(\rho)}^{(\beta-d)/(4\beta-d-2)}.$$

Combining with (1.14) we get (1.15).

Remark 6.10. *The proof strategy developed in this section may be adapted to prove stability estimates analogous to (1.14) and (1.15) in the case where $\rho(x) = c(x)e^{-\kappa|x|^{-\alpha}}$ for $\alpha, \kappa > 0$ and $0 < m \leq c(x) \leq M < +\infty$. The main difference lies in the definition of the cells \mathcal{C}_j : instead of (6.18), we have to define the cells in a way that ρ varies by not more than a multiplicative factor which is uniform over all cells. This can be made via a radial decomposition similar in spirit to (6.18). At the same time, in order for each cell to be convex and to intersect only a bounded number of other cells, an angular decomposition needs to be performed. The details are rather lengthy and we shall not pursue this here.*

Remark 6.11. *Our proof technique implies weighted Poincaré inequalities for generalized Cauchy distributions similar to those established in the paper [8]. Indeed, we know that in each Q_j constructed in Section 6.4.1, the Poincaré-Wirtinger inequality $\text{Var}_{\rho_j}(f) \leq C_j \int_{Q_j} |\nabla f|^2 d\rho_j$ holds. The constant C_j can be taken proportional to $\text{diam}(Q_j)^2$. Due to the properties of the decomposition of \mathbb{R}^d constructed in Section 6.4.1 this implies*

$$\text{Var}_{\rho_j}(f) \leq C \int_{Q_j} |\nabla f(x)|^2 \langle x \rangle^2 d\rho_j(x)$$

with a constant C which is now independent of j (and f). Applying Lemma 6.5 we obtain

$$\text{Var}_\rho(f) \leq C \int_{\mathbb{R}^d} |\nabla f(x)|^2 \langle x \rangle^2 d\rho(x),$$

which is the sought weighted Poincaré inequality. The results in [8] derive such inequalities with other methods and address the dependence of C in the parameters β, d .

Remark 6.12. *It is worth comparing the two methods used in this work to glue together variance inequalities. The first one, based on the Boman chain condition, does not seem to generalize to unbounded supports, see comments in Section 6.1. On the contrary, the method based on spectral graph theory used in Section 6 could as well be used to prove stability for ρ supported in a bounded domain \mathcal{X} , by constructing the weighted graph associated to the Boman decomposition of \mathcal{X} (with one vertex per cube and one edge per pair of intersecting cubes). However, proving that the Cheeger constant of this graph is > 0 quickly becomes a pain unless assuming some stronger regularity on $\partial\mathcal{X}$, for instance that \mathcal{X} is a Lipschitz domain. This approach yields no improvement over Theorem 1.7 but it could be leveraged to find other cases than Theorems 1.10 and 1.11 where stability estimates can be proved even though ρ is not assumed to be bounded away from 0 and $+\infty$. We leave this for future work.*

Let us finally illustrate on a simple example an interesting feature shared by both approaches. Let us consider a bounded domain \mathcal{X} with dumbbell shape, i.e. two disjoint balls joint by a thin tube of length 1 and radius $\varepsilon \ll 1$. We endow \mathcal{X} with the Lebesgue measure, normalized to be a probability measure. Then B in Definition 3.2 is of order $\varepsilon^{-1} \gg 1$, and D in (3.7) is consequently $\gtrsim \varepsilon^{-d}$. If one now considers the graph associated to the Boman cube decomposition of \mathcal{X} , then one can check that $\lambda_2 \lesssim \varepsilon^{d+1}$. In both cases we see that the constants in the variance inequalities (3.19) and (6.10) blow-up as $\varepsilon \rightarrow 0$. Of course, this is related to the worsening of the Poincaré constant of \mathcal{X} as $\varepsilon \rightarrow 0$.

APPENDIX A. PROOF OF LEMMA 3.4

For $x \in \mathcal{X}$ we denote by \mathcal{F}_x the set of $Q \in \mathcal{F}$ for which $x \in Q$, and for $g \in L^1(\rho)$ we set

$$Mg(x) = \sup_{Q \in \mathcal{F}_x} \frac{1}{\rho(BQ)} \int_{BQ} |g(y)| d\rho(y).$$

We first prove that

$$\|Mg\|_{L^2(\rho)} \leq 2^{3/2} D^{1/2} \|g\|_{L^2(\rho)}. \quad (\text{A.1})$$

For this it is sufficient to prove that there exists $D > 0$ such that

$$\forall \alpha > 0, \quad \rho(S_\alpha) \leq D\alpha^{-1} \|g\|_{L^1(\rho)} \quad (\text{A.2})$$

where $S_\alpha = \{x \in \mathcal{X} \mid Mg(x) > \alpha\}$. Indeed, (A.1) follows immediately from (A.2), together with the $L^\infty(\rho)$ -boundedness of M and the Marcinkiewicz interpolation theorem [27, Theorem 9.1 in Chapter VIII.9].

Let us prove (A.2). For any $x \in S_\alpha$, we pick $Q_x \in \mathcal{F}_x$ such that $\int_{BQ_x} |g(y)| d\rho(y) \geq \alpha \rho(BQ_x)$. Using the usual Vitali covering argument, we find a countable subset $S'_\alpha \subset S_\alpha$ such that $BQ_x \cap BQ_{x'} = \emptyset$ for any distinct $x, x' \in S'_\alpha$, and

$$S_\alpha \subset \bigcup_{x \in S'_\alpha} 5B\sqrt{d}Q_x.$$

Hence, using assumption (3.7), $B \geq 1$ and the disjointness of the sets BQ_x , we obtain

$$\begin{aligned} \rho(S_\alpha) &\leq D \sum_{x \in S'_\alpha} \rho(Q_x) \leq D \sum_{x \in S'_\alpha} \rho(BQ_x) \leq \alpha^{-1} D \sum_{x \in S'_\alpha} \int_{BQ_x} |g(y)| d\rho(y) \\ &\leq \alpha^{-1} D \|g\|_{L^1(\rho)} \end{aligned}$$

which concludes the proof of (A.2) and (A.1).

We turn to the proof of Lemma 3.4. Recall that $a_Q \geq 0$ for any $Q \in \mathcal{F}$ – this is the only property of the sequence $(a_Q)_{Q \in \mathcal{F}}$ that we use below. We first observe that for any $y \in Q$ there

holds $Mg(y) \geq \frac{1}{\rho(BQ)} \int_{BQ} |g(x)| d\rho(x)$. Hence,

$$\begin{aligned} \left| \int_{\mathbb{R}^d} \sum_{Q \in \mathcal{F}} a_Q \chi_{BQ}(x) g(x) d\rho(x) \right| &\leq \sum_{Q \in \mathcal{F}} a_Q \rho(BQ) \frac{1}{\rho(BQ)} \int_{BQ} |g(x)| d\rho(x) \\ &\leq \sum_{Q \in \mathcal{F}} a_Q \frac{\rho(BQ)}{\rho(Q)} \int_Q Mg(y) d\rho(y) \\ &\leq D \sum_{Q \in \mathcal{F}} a_Q \int_Q Mg(y) d\rho(y) \\ &= D \int_{\mathbb{R}^d} \sum_{Q \in \mathcal{F}} a_Q \chi_Q(y) Mg(y) d\rho(y), \end{aligned}$$

where we used again assumption (3.7) to get the last inequality. Combining with (A.1), we get

$$\begin{aligned} \left| \int_{\mathbb{R}^d} \sum_{Q \in \mathcal{F}} a_Q \chi_{BQ}(x) g(x) d\rho(x) \right| &\leq D \left\| \sum_{Q \in \mathcal{F}} a_Q \chi_Q \right\|_{L^2(\rho)} \|Mg\|_{L^2(\rho)} \\ &\leq (2D)^{3/2} \left\| \sum_{Q \in \mathcal{F}} a_Q \chi_Q \right\|_{L^2(\rho)} \|g\|_{L^2(\rho)} \end{aligned}$$

which concludes the proof, by duality.

APPENDIX B. PROOF OF PROPOSITION 6.1 (CHEEGER INEQUALITY)

For the proof of Proposition 6.1, we keep the notation introduced in Section 6.2. We adapt the proof of [21, Theorem 2.2]. For $u \in \ell^2(V, \delta)$ we set

$$R(u) = \frac{\mathcal{Q}(u)}{\|u\|_\delta^2}. \quad (\text{B.1})$$

Let $\varepsilon > 0$ and let $u : V \rightarrow \mathbb{R}$ such that $R(u) \leq \lambda_2(L) + \varepsilon$ and $\langle u, \mathbf{1} \rangle_\delta = 0$. Up to relabelling the vertices we may assume that

$$u(1) \geq \dots \geq u(n)$$

where $n = |V|$. For $k \in [n]$ let $S_k = \{1, \dots, k\}$ and define

$$\alpha_G = \min_{k \in [n]} \frac{|\partial S_k|}{\min(\text{vol}(S_k), \text{vol}(V \setminus S_k))}.$$

Let $r \in [n]$ denote the largest integer such that $\text{vol}(S_r) \leq \text{vol}(G)/2$. Since $\sum_{i \in [n]} \delta_i u(i) = 0$,

$$\sum_{i \in [n]} \delta_i u(i)^2 = \min_{c \in \mathbb{R}} \sum_{i \in [n]} \delta_i (u(i) - c)^2 \leq \sum_{i \in [n]} \delta_i (u(i) - u(r))^2$$

We define the positive part and the negative part of $u(i) - u(r)$, denoted by $u_+(i)$ and $u_-(i)$ respectively, as follows:

$$u_+(i) = \begin{cases} u(i) - u(r) & \text{if } u(i) \geq u(r) \\ 0 & \text{otherwise} \end{cases} \quad u_-(i) = \begin{cases} |u(i) - u(r)| & \text{if } u(i) \leq u(r) \\ 0 & \text{otherwise} \end{cases}$$

There holds

$$\begin{aligned} R(u) &= \frac{\sum_{i,j} w_{ij} (u(i) - u(j))^2}{\sum_i \delta_i u(i)^2} \\ &\geq \frac{\sum_{i,j} w_{ij} (u(i) - u(j))^2}{\sum_i \delta_i (u(i) - u(r))^2} \\ &\geq \frac{\sum_{i,j} w_{ij} ((u_+(i) - u_+(j))^2 + (u_-(i) - u_-(j))^2)}{\sum_i \delta_i (u_+(i)^2 + u_-(i)^2)}. \end{aligned}$$

Without loss of generality we have $R(u_+) \leq R(u_-)$ and therefore $\lambda_2(L) + \varepsilon \geq R(u_+)$ since $\frac{a+c}{b+d} \geq \min(\frac{a}{c}, \frac{b}{d})$ (if we assume $\lambda_2(L) + \varepsilon \geq R(u_-)$ instead, the subsequent computations can be carried out in the same way). Then we have

$$\begin{aligned} \lambda_2(L) + \varepsilon \geq R(u_+) &= \frac{\sum_{i,j} w_{ij} (u_+(i) - u_+(j))^2}{\sum_i \delta_i u_+(i)^2} \cdot 1 \\ &= \frac{\sum_{i,j} w_{ij} (u_+(i) - u_+(j))^2}{\sum_i \delta_i u_+(i)^2} \cdot \frac{\sum_{i,j} w_{ij} (u_+(i) + u_+(j))^2}{\sum_{i,j} w_{ij} (u_+(i) + u_+(j))^2} \end{aligned} \quad (\text{B.2})$$

$$\geq \frac{\left(\sum_{i,j} w_{ij} |u_+(i)^2 - u_+(j)^2| \right)^2}{2C \left(\sum_i \delta_i u_+(i)^2 \right)^2} \quad (\text{see explanations below}) \quad (\text{B.3})$$

$$= \frac{\left(\sum_i (u_+(i)^2 - u_+(i+1)^2) |\partial S_i| \right)^2}{2C \left(\sum_i \delta_i u_+(i)^2 \right)^2} \quad (\text{B.4})$$

where in the last line $|\partial S| = \sum_{k \in S, \ell \notin S} w_{k\ell}$. To go from (B.2) to (B.3) we use Cauchy-Schwarz for the numerator; for the denominator we use (6.5). To go from (B.3) to (B.4) we see that in the numerator of (B.3) each edge $i \sim j$ contributes $w_{ij} |u_+(i) - u_+(j)|^2$ to the sum, while in the numerator of (B.4), each edge $i \sim j$ (with for instance $j > i$) is in the boundary of $\partial S_{i'}$ for $i' = i, \dots, j-1$ and thus contributes $w_{ij} \sum_{i'=i}^{j-1} u_+(i')^2 - u_+(i+1)^2$ which is exactly $w_{ij} |u_+(i)^2 - u_+(j)^2|$.

We continue our computations: we set $\text{vol}'(S) = \min(\text{vol}(S), \text{vol}(G) - \text{vol}(S))$, we have

$$\begin{aligned} \lambda_2(L) + \varepsilon &\geq \frac{\left(\sum_i (u_+(i)^2 - u_+(i+1)^2) \alpha_G \text{vol}'(S_i) \right)^2}{2C \left(\sum_i \delta_i u_+(i)^2 \right)^2} \\ &= \frac{\alpha_G^2 \left(\sum_i u_+(i)^2 (\text{vol}'(S_i) - \text{vol}'(S_{i-1})) \right)^2}{2C \left(\sum_i \delta_i u_+(i)^2 \right)^2} \\ &= \frac{\alpha_G^2}{2C} \end{aligned} \quad (\text{B.5})$$

where (B.5) follows from (B.4) and the definition of α_G , and in the last line we used the fact that $\text{vol}(S_r) \leq \text{vol}(G)/2$. This being true for any $\varepsilon > 0$, we obtain $\lambda_2(L) \geq \alpha_G^2/2C$, which concludes the proof since $\alpha_G \geq h$.

REFERENCES

- [1] Martial Agueh, and Guillaume Carlier. “Barycenters in the Wasserstein space.” *SIAM Journal on Mathematical Analysis* 43.2 (2011): 904-924.
- [2] Charles J. Amick. “Some remarks on Rellich’s theorem and the Poincaré inequality.” *Journal of the London Mathematical Society* 2.1 (1978): 81-93.
- [3] Dominique Bakry, Ivan Gentil, and Michel Ledoux. *Analysis and geometry of Markov diffusion operators*. Vol. 103. Cham: Springer, 2014.
- [4] Mohit Bansil, and Jun Kitagawa. “Quantitative stability in the geometry of semi-discrete optimal transport.” *International Mathematics Research Notices* 2022.10 (2022): 7354-7389.
- [5] Saurav Basu, Soheil Kolouri, and Gustavo K. Rohde. “Detecting and visualizing cell phenotype differences from microscopy images using transport-based morphometry.” *Proceedings of the National Academy of Sciences* 111.9 (2014): 3448-3453.
- [6] Frank Bauer, Matthias Keller, and Radosław K. Wojciechowski. “Cheeger inequalities for unbounded graph Laplacians.” *Journal of the European Mathematical Society* 17.2 (2015): 259-271.
- [7] Robert J. Berman. “Convergence rates for discretized Monge–Ampère equations and quantitative stability of optimal transport.” *Foundations of Computational Mathematics* 21.4 (2021): 1099-1140.
- [8] Sergey G. Bobkov, and Michel Ledoux. “Weighted Poincaré-type inequalities for Cauchy and other convex measures.” (2009): 403-427.
- [9] Bogdan Bojarski. “Remarks on Sobolev imbedding inequalities.” *Complex Analysis Joensuu 1987: Proceedings of the XIIIth Rolf Nevanlinna-Colloquium, held in Joensuu, Finland, Aug. 10–13, 1987*. Berlin, Heidelberg: Springer Berlin Heidelberg, 2006.

- [10] Jan Boman. “ L^p -estimates for very strongly elliptic systems”. Department of Mathematics, University of Stockholm, Sweden, 1982.
- [11] Herm Jan Brascamp, and Elliott H. Lieb. “On extensions of the Brunn-Minkowski and Prékopa-Leindler theorems, including inequalities for log concave functions, and with an application to the diffusion equation.” *Journal of Functional Analysis* 22.4 (1976): 366-389.
- [12] Yann Brenier. “Décomposition polaire et réarrangement monotone des champs de vecteurs.” *CR Acad. Sci. Paris Sér. I Math.* 305 (1987): 805-808.
- [13] Stephen M. Buckley, and Pekka Koskela. “Sobolev-Poincaré implies John.” *Mathematical Research Letters* 2.5 (1995): 577-593.
- [14] Stephen M. Buckley, Pekka Koskela, and Guozhen Lu. “Boman equals John.” *Proceedings of the XVI Rolf Nevanlinna Colloquium*. W. de Gruyter, 1996.
- [15] Luis A. Caffarelli. “Monotonicity properties of optimal transportation and the FKG and related inequalities.” *Communications in Mathematical Physics* 214 (2000): 547-563.
- [16] Guillaume Carlier, Lénaïc Chizat, and Maxime Laborde. “Displacement smoothness of entropic optimal transport.” *ESAIM: Control, Optimisation and Calculus of Variations* 30 (2024): 25.
- [17] Guillaume Carlier, Alex Delalande and Quentin Merigot. “Quantitative stability of barycenters in the Wasserstein space.” *Probability Theory and Related Fields* 188.3 (2024): 1257-1286.
- [18] Guillaume Carlier, Alex Delalande, and Quentin Mérigot. “Quantitative stability of the pushforward operation by an optimal transport map.” *Foundations of Computational Mathematics* (2024): 1-28.
- [19] Victor Chernozhukov, Alfred Galichon, Marc Hallin, and Marc Henry. “Monge-Kantorovich depth, quantiles, ranks and signs.” *Annals of Statistics* 45.1 (2017): 223-256.
- [20] Sinho Chewi, Jonathan Niles-Weed, and Philippe Rigollet. “Statistical optimal transport.” *arXiv preprint arXiv:2407.18163* (2024).
- [21] Fan RK Chung. *Spectral graph theory*. Vol. 92. American Mathematical Soc., 1997.
- [22] Richard Courant, and David Hilbert. *Methoden der mathematischen Physik*, Vol. 2, Springer, Berlin, 1937.
- [23] Alex Delalande. “Nearly tight convergence bounds for semi-discrete entropic optimal transport.” *International Conference on Artificial Intelligence and Statistics*. PMLR, 2022.
- [24] Alex Delalande and Quentin Merigot. “Quantitative stability of optimal transport maps under variations of the target measure.” *Duke Mathematical Journal* 172.17 (2023): 3321-3357.
- [25] George Deligiannidis, Valentin De Bortoli, and Arnaud Doucet. “Quantitative uniform stability of the iterative proportional fitting procedure.” *The Annals of Applied Probability* 34.1A (2024): 501-516.
- [26] Guido De Philippis, and Alessio Figalli. “Second order stability for the Monge–Ampère equation and strong Sobolev convergence of optimal transport maps.” *Analysis & PDE* 6.4 (2013): 993-1000.
- [27] Emmanuele DiBenedetto. *Real analysis*. Springer Science+Business Media, LLC. Vol. 13. Boston: Birkhäuser, 2002.
- [28] Vincent Divol, Jonathan Niles-Weed, and Aram-Alexandre Pooladian. “Tight stability bounds for entropic Brenier maps.” *arXiv preprint arXiv:2404.02855* (2024).
- [29] Stephan Eckstein, and Marcel Nutz. “Quantitative stability of regularized optimal transport and convergence of Sinkhorn’s algorithm.” *SIAM Journal on Mathematical Analysis* 54.6 (2022): 5922-5948.
- [30] Alessio Figalli. “On the continuity of center-outward distribution and quantile functions.” *Nonlinear Analysis* 177 (2018): 413-421.
- [31] Masatoshi Fukushima, Yoichi Oshima, and Masayoshi Takeda. “Dirichlet forms and symmetric Markov processes.” Vol. 19. Walter de Gruyter, 2011.
- [32] Anatole Gallouët, Quentin Mérigot, and Boris Thibert. “Strong c -concavity and stability in optimal transport.” *arXiv preprint arXiv:2207.11042* (2022).
- [33] Nicola Gigli. “On Hölder continuity-in-time of the optimal transport map towards measures along a curve.” *Proceedings of the Edinburgh Mathematical Society* 54.2 (2011): 401-409.
- [34] Loukas Grafakos. *Classical Fourier Analysis*. Graduate texts in mathematics Vol. 249. Springer, 2008.
- [35] Piotr Hajłasz, and Pekka Koskela. *Sobolev met poincaré*. Vol. 688. American Mathematical Soc., 2000.
- [36] Marc Hallin. “On distribution and quantile functions, ranks and signs in \mathbb{R}^d : a measure transportation approach.” Preprint 2017, available at <https://ideas.repec.org/p/eca/wpaper/2013-258262.html>
- [37] Richard Holley, and Daniel W. Stroock. “Logarithmic Sobolev inequalities and stochastic Ising models.” *Journal of Statistical Physics* 46.5/6 (1987): 1159-1194.
- [38] Tadeusz Iwaniec and Craig A. Nolder. “Hardy-Littlewood inequality for quasiregular mappings in certain domains in \mathbb{R}^n .” *Annales Fennici Mathematici* 10.1 (1985): 267-282.
- [39] Fritz John. “Rotation and strain.” *Communications on Pure and Applied Mathematics* 14.3 (1961): 391-413.
- [40] Matthias Keller, and Daniel Lenz. “Dirichlet forms and stochastic completeness of graphs and subgraphs.” *Journal für die reine und angewandte Mathematik (Crelles Journal)* 2012.666 (2012): 189-223.
- [41] Soheil Kolouri, and Gustavo K. Rohde. “Transport-based single frame super resolution of very low resolution face images.” *Proceedings of the IEEE Conference on Computer Vision and Pattern Recognition*. 2015.
- [42] Wenbo Li, and Ricardo H. Nochetto. “Quantitative stability and error estimates for optimal transport plans.” *IMA Journal of Numerical Analysis* 41.3 (2021): 1941-1965.

- [43] Olli Martio, and Jukka Sarvas. “Injectivity theorems in plane and space.” *Annales Fennici Mathematici* 4.2 (1979): 383-401.
- [44] Quentin Mérigot, Alex Delalande, and Frederic Chazal. “Quantitative stability of optimal transport maps and linearization of the 2-Wasserstein space.” *International Conference on Artificial Intelligence and Statistics*. PMLR, 2020.
- [45] Jean-Baptiste Hiriart-Urruty and Claude Lemaréchal. “Fundamentals of convex analysis”. Springer, 2004.
- [46] Dorian Le Peutrec. “On Witten Laplacians and Brascamp–Lieb’s inequality on manifolds with boundary.” *Integral Equations and Operator Theory* 87.3 (2017): 411-434.
- [47] Octave Mischler and Dario Trevisan. “Quantitative stability in optimal transport for general power costs.” *arXiv preprint arXiv:2407.19337* (2024).
- [48] Shahriar Mokhtari-Sharghi. “Cheeger Inequality for Infinite Graphs.” *Geometriae Dedicata* 100: 53–64 (2003).
- [49] Raimo Näkki, and Jussi Väisälä. “John disks.” *Expositiones Math.* 9 (1991), 3–43.
- [50] Gabriel Peyré, and Marco Cuturi. “Computational optimal transport: With applications to data science.” *Foundations and Trends in Machine Learning* 11.5-6 (2019): 355-607.
- [51] Christian Pommerenke. *Boundary behaviour of conformal maps*. Vol. 299. Springer Science & Business Media, 2013.
- [52] Filippo Santambrogio. *Optimal Transport for Applied Mathematicians: Calculus of Variations, PDEs, and Modeling*. Progress in Nonlinear Differential Equations and Their Applications, Vol. 87. Birkhäuser, 2015.
- [53] Cédric Villani. *Topics in optimal transportation*. Graduate studies in mathematics, Vol. 58. American Mathematical Soc., 2021.
- [54] Cédric Villani. *Optimal transport: old and new*. Grundlehren der mathematischen Wissenschaften, Vol. 338. Berlin: Springer, 2009.
- [55] Wei Wang, Dejan Slepčev, Saurav Basu, John A. Ozolek, and Gustavo K. Rohde. “A linear optimal transportation framework for quantifying and visualizing variations in sets of images.” *International journal of computer vision* 101 (2013): 254-269.

CYRIL LETROUIT. UNIVERSITÉ PARIS-SACLAY, CNRS, LABORATOIRE DE MATHÉMATIQUES D’ORSAY, 91405, ORSAY, FRANCE

Email address: `cyril.letrouit@universite-paris-saclay.fr`

QUENTIN MÉRIGOT. UNIVERSITÉ PARIS-SACLAY, CNRS, INRIA, LABORATOIRE DE MATHÉMATIQUES D’ORSAY, 91405, ORSAY, FRANCE / DMA, ÉCOLE NORMALE SUPÉRIEURE, UNIVERSITÉ PSL, CNRS, 75005 PARIS, FRANCE / INSTITUT UNIVERSITAIRE DE FRANCE (IUF)

Email address: `quentin.merigot@universite-paris-saclay.fr`