

Respecting the limit: Bayesian optimization with a bound on the optimal value

Hanyang Wang
Warwick Mathematics Institute
University of Warwick

Hanyang.Wang@warwick.ac.uk

Juergen Branke
Warwick Business School
University of Warwick

Juergen.Branke@wbs.ac.uk

Matthias Poloczek
Amazon

matthias.poloczek@gmx.de

Abstract

In many real-world optimization problems, we have prior information about what objective function values are achievable. In this paper, we study the scenario that we have either exact knowledge of the minimum value or a, possibly inexact, lower bound on its value. We propose *bound-aware Bayesian optimization* (BABO), a Bayesian optimization method that uses a new surrogate model and acquisition function to utilize such prior information. We present SlogGP, a new surrogate model that incorporates bound information and adapts the Expected Improvement (EI) acquisition function accordingly. Empirical results on a variety of benchmarks demonstrate the benefit of taking prior information about the optimal value into account, and that the proposed approach significantly outperforms existing techniques. Furthermore, we notice that even in the absence of prior information on the bound, the proposed SlogGP surrogate model still performs better than the standard GP model in most cases, which we explain by its larger expressiveness.

1 Introduction

For many real-world black-box optimization problems, evaluating a solution can be computationally expensive, and optimization algorithms thus need to be sample efficient. Bayesian optimization (BO) is a global optimization method suitable for such problems (Brochu et al., 2010; Shahriari et al., 2015; Garnett, 2023). Due to its data efficiency, it is widely used in many areas, such as protein design (Stanton et al., 2022), chemistry (Folch et al., 2022), robotics design (Calandra et al., 2016) and hyperparameter tuning (Cho et al., 2020).

While BO typically assumes the objective function $f(\mathbf{x})$ to be a black-box, in some real-world applications, additional information about the achievable optimal value is available. For instance, in hyperparameter tuning, the error rate of a model is always larger than or equal to 0%. In physical experiments, the temperature must be greater than or equal to -273.16°C , and the electric resistance must be greater than or equal to $0\ \Omega$.

Intuitively, exploiting such information should be helpful. The first BO paper that takes such information into account is Hutter et al. (2009), who point out that a log transformation of positive functions is usually beneficial. Other recent works that may take output bound information into consideration are Nguyen & Osborne (2020); Wang et al. (2018); Nguyen et al. (2021); Jeong & Kim (2021).

In this paper, we focus on BO for minimization with a known lower bound f^b on the unknown optimal function value f^* , i.e., $f^* \geq f^b$. We propose a new algorithm, *bound-aware Bayesian optimization* (BABO), which

makes use of this lower bound information to improve efficiency in BO. BABO is based on a novel surrogate model, *Shifted Logarithmic Gaussian Process*, or SlogGP, which can take into account prior information on a lower bound of the objective function. SlogGP is defined as $f(\mathbf{x}) = e^{g(\mathbf{x})} - \zeta$, where $g(\mathbf{x})$ is a GP and ζ is a learnable parameter. As the resulting predictive distribution is no longer normal, we adapt the well-known expected improvement (EI) acquisition function to SlogGP, resulting in SlogEI. We then show how SlogEI can be further modified to also take into account the information on the lower bound of the objective function. We call this new acquisition function *Shifted Logarithmic Truncated Expected Improvement* (SlogTEI). Combining SlogGP and SlogTEI, we obtain BABO.

We find that SlogGP with SlogEI can outperform a standard GP with EI in BO even if there is no information on the bounds of the objective function, primarily due to its larger expressiveness, where expressiveness refers to the ability of a model to represent a wide range of functions or patterns in the data. Incorporating lower bound knowledge into SlogGP and using SlogTEI (BABO) can further enhance its performance. We evaluate the proposed framework on several synthetic functions as well as two real-world applications. Empirical results demonstrate that our new method outperforms conventional BO and other algorithms designed for the case of a known lower bound.

The structure of this paper is as follows. Section 2 gives an introduction to Bayesian optimization and surveys the literature on BO with lower bound information. In Section 3, we introduce the SlogGP model and the corresponding acquisition function in the known-bound as well as the unknown-bound case. SlogGP and SlogTEI together form BABO, our bound aware Bayesian optimization. We also prove that SlogGP is more flexible than GP, which can explain the superior performance of SlogGP over GP even in the absence of lower bound information. Section 4 reports on the experimental results, demonstrating the empirical advantage of using BABO when a lower bound is known. The paper concludes with a summary and some avenues for future work.

2 Preliminaries

2.1 Bayesian Optimization

Bayesian optimization (BO) is a sequential strategy for global optimization of black-box functions. Given an objective function $f(\mathbf{x})$ and the feasible set \mathcal{X} , the goal of BO is to find an optimal solution $\mathbf{x}^* \in \operatorname{argmin}_{\mathbf{x} \in \mathcal{X}} f(\mathbf{x})$.

BO consists of two main steps. The first step is to build a surrogate model based on historical observations $\{(\mathbf{x}_1, y_1), \dots, (\mathbf{x}_N, y_N)\}$. A common choice for the surrogate model is a GP, though other models have been proposed, including random forest (Hutter et al., 2011), deep neural network (Snoek et al., 2015) and Mondrian trees (Wang et al., 2018). For more information on Gaussian processes, we refer to Rasmussen & Williams (2006) and Schulz et al. (2018).

The second step involves using the surrogate model for selecting the solution to be evaluated next, balancing the mean and variance predicted by the surrogate model, which is known as the exploration-exploitation trade-off. In BO, this balance is achieved by optimizing a so-called acquisition function α . A common choice is Expected Improvement (EI) (Mockus, 1998). The information from the newly evaluated solution is then added to the set of observations and the surrogate model is updated before the next iteration.

2.2 Acquisition functions for $f^* \geq f^b$

If we have prior information that the global minimum $f^* := \min_x f(x)$ is at least f^b , then we can try to adjust the acquisition function to make use of the information. For Max-value Entropy Search (MES) introduced by Wang & Jegelka (2017) this is straightforward and has already been used as baseline in Nguyen & Osborne (2020) and Wang et al. (2018). MES selects the next solution to evaluate where it expects the largest reduction in entropy of the predicted distribution of the optimal objective value. It does not assume prior knowledge about the optimal value, but uses Gumbel Sampling to sample a realization of f^* from the posterior. However, according to Wang et al. (2018), given a lower bound f^b on the minimum value f^* , we may calculate MES as $\alpha^{\text{MES}^b}(\mathbf{x} \mid f^b) = \frac{\gamma(\mathbf{x}, f^b) \phi[\gamma(\mathbf{x}, f^b)]}{2\Phi(\gamma(\mathbf{x}, f^b))} - \log \Phi(\gamma(\mathbf{x}, f^b))$, where $\gamma(\mathbf{x}, f^b) =$

$\frac{\mu(\mathbf{x}) - f^b}{\sigma(\mathbf{x})}$, $\phi(\cdot)$ and $\Phi(\cdot)$ are the PDF and CDF of the standard normal distribution. Note that this analytical expression for MES does not require Monte Carlo sampling. In addition, we show in Appendix A.1 that MES^b shares the same maximizer with the acquisition function $\mathbb{P}(f(\mathbf{x}) < f^b)$, i.e. $\arg\max_{\mathbf{x} \in \mathcal{X}} \alpha^{\text{MES}^b}(\mathbf{x} | f^b) = \arg\max_{\mathbf{x} \in \mathcal{X}} \mathbb{P}(f(\mathbf{x}) < f^b)$.

2.3 Models for $f^* \geq f^b$

Besides in acquisition functions, we can attempt to incorporate the information into surrogate models.

Hutter et al. (2009; 2011) find that employing log-transformation as a preprocessing step for positive-valued functions, combined with a correspondingly adapted EI acquisition function, can enhance the performance of BO. When shifting the function to be positive given the information about the lower bound, this is similar to our SlogGP model with a fixed rather than learnable ζ , and we will later show that it performs significantly worse than our model. Jeong & Kim (2021) propose the objective bound conditional Gaussian process (OBCGP). OBCGP introduces a parameter \mathbf{x}_M , and conducts Gaussian process regression conditioned on $(\mathbf{x}_M, f(\mathbf{x}_M))$ through variational inference. In cases where the lower bound f^b is known, we can enforce the distribution of $f(\mathbf{x}_M)$ to adhere to this known bound. Nguyen & Osborne (2020) focus on the case when the exact value of the optimum f^* is known, which can be viewed as a special case of known bound. A parabolic Gaussian process model $\frac{1}{2}g^2(\mathbf{x}) - f^*$ (Gunter et al., 2014) is used. To guarantee an analytical form of the posterior distribution, a linearization is applied, so the final model is $-\frac{1}{2}\mu_g^2(\mathbf{x}) + \mu_g(\mathbf{x})g(\mathbf{x}) - f^*$. It should be noted that while the range of the parabolic Gaussian process is $[f^b, \infty)$, after linearization, the model becomes a GP and samples no longer adhere to the bound. Second, the transformation of the GP inflates the predictive uncertainty at points with low predicted mean, which causes sampling of EI and UCB to be too greedy. They therefore propose two new acquisition functions: Confidence Bound Minimization (CBM) and Expected Regret Minimization (ERM). Finally, the acquisition functions can only be used with tight bound but not with a more general bound, though the latter is more common. To solve this last issue, Nguyen et al. (2021) extend the model of Gunter et al. (2014) to a case where only a probability distribution for the lower bound of the objective function is known, and propose a new acquisition function called Bounded Entropy Search (BES). However, the other issues of linearly approximating the parabolic Gaussian processes remain.

Another candidate surrogate for the case of a known lower bound f^b would be a non-negativity GP (Pensoneault et al., 2020). This method uses a GP as its model but introduces constraints to the hyperparameter tuning process, enforcing the probability of each $f(\mathbf{x})$ crossing the known bound to be below 5%. However, this method faces a couple of challenges. First, it is primarily suitable for low-dimensional problems due to its computational cost. Second, the range of the non-negativity GP remains $(-\infty, \infty)$, which means that there is still a mismatch with the desired range $[f^b, \infty)$ of feasible objective values.

The primary issue of the above-mentioned models is their inability to properly model that the function f is known to take values in the range $[f^b, \infty)$. Jensen et al. (2013) proposed regression models using truncated distribution (GP-TG) or Beta distribution (GP-BE) that have the desired range but lack an analytical form for posterior inference. They use a Laplace approximation for the surrogate model. Additionally, Monte Carlo sampling would be needed for the acquisition function if this model were used in a BO framework. The method presented in this paper has a closed form and thus does not require costly approximations.

3 Bound-aware Bayesian optimization

In this section, we present the Bound-aware Bayesian optimizer (BABO) and its two key components: the surrogate model, *Shifted Logarithmic Gaussian Process* (SlogGP) that can leverage a lower bound f^b about the global minimum f^* if available, and the corresponding acquisition function *Shifted Logarithmic Truncated Expected Improvement* (SlogTEI).

3.1 The SlogGP Surrogate Model

The SlogGP model for an objective function $f(\cdot)$ is:

$$f(\mathbf{x}) = e^{g(\mathbf{x})} - \zeta,$$

where $g(\mathbf{x})$ is a GP and ζ is the *shift*, a parameter that is learned from data during model fitting.

This model can also be expressed as $\ln(f(\mathbf{x}) + \zeta) = g(\mathbf{x})$. When training the model, we set the mean of $g(\mathbf{x})$ to be the mean of the warped observed function values, i.e. the mean of $g(\mathbf{x})$ is $\frac{\sum_{i=1}^N \ln(y_i + \zeta)}{N}$ and $\mathbf{y} = [y_1, \dots, y_N]^T$ is the observations.

The model can be viewed as a type of warped Gaussian process (Snelson et al., 2003), so we can learn the hyperparameters and parameters of the model, in particular the hyperparameters of the covariance function and shift ζ by minimizing the negative log likelihood with respect to $\mathbf{y} = [y_1, \dots, y_N]^T$:

$$\mathcal{L} = \frac{1}{2} \ln(\det \mathbf{K}) + \frac{1}{2} W(\mathbf{y})^\top \mathbf{K}^{-1} W(\mathbf{y}) - \sum_{i=1}^N \ln \left(\frac{N-1}{N} \cdot \frac{1}{y_i + \zeta} \right) + \frac{N}{2} \ln(2\pi)$$

where \mathbf{K} is the covariance matrix and $W(y) = \ln(y + \zeta) - \frac{\sum_{i=1}^N \ln(y_i + \zeta)}{N}$.

The SlogGP model $f(\mathbf{x}) = e^{g(\mathbf{x})} - \zeta$ can be viewed as combining aspects of a parabolic GP $f(\mathbf{x}) = \frac{1}{2}g^2(\mathbf{x}) - \zeta$ (Gunter et al., 2014; Ru et al., 2018; Nguyen & Osborne, 2020) and a log-transformed GP $f(\mathbf{x}) = e^{g(\mathbf{x})}$ (Hutter et al., 2009; 2011). By integrating these two methods, the SlogGP model offers several advantages. Specifically, in comparison to log-transformed GPs, SlogGPs can be utilized without requiring any lower bound information and exhibit greater expressiveness due to the learnable shift parameter ζ . When compared to parabolic GPs, SlogGPs do not require any approximation and can guarantee an analytical form of the acquisition function (see Section 3.3). More importantly, as demonstrated in Section 3.2, SlogGPs possess greater expressiveness than standard GPs, given limited observation, a property that the other two models lack.

To the best of our knowledge, it is the first time that this model is proposed for handling known lower bound conditions. Additionally, we find that SlogGP-based BO outperforms GP-based BO even without any bound information, which we attribute to the enhanced expressiveness of SlogGPs.

3.2 Properties of the SlogGP Model

We begin with the case that we do *not* have a lower bound $f^* \geq f^b$ and show that a SlogGP is more general than a standard GP. In fact, as Theorem 3.1 shows, a SlogGP is reduced to a standard GP under certain conditions.

Note that a covariance function K can be written as $K(\mathbf{x}_1, \mathbf{x}_2) = \sigma_g^2 \cdot k(\mathbf{x}_1, \mathbf{x}_2 | \theta_g)$, where σ_g is a scaling hyperparameter called signal variance. θ_g are other hyperparameters that are independent of σ_g . For a noiseless GP, the covariance between \mathbf{x}_1 and \mathbf{x}_2 is $Cov(\mathbf{x}_1, \mathbf{x}_2) = K(\mathbf{x}_1, \mathbf{x}_2)$.

Theorem 3.1. Define a SlogGP $f(\mathbf{x}) = e^{g(\mathbf{x}) + \mu_g} - \zeta$ with $g(\mathbf{x})$ a Gaussian process with zero mean, zero noise and a covariance function K with signal variance σ_g^2 and other hyperparameters θ_g .

Then for any GP $h(\mathbf{x})$ with mean $\tilde{\mu}_g$, signal variance $\tilde{\sigma}_g$, and other hyperparameters $\tilde{\theta}_g$, we can have the SlogGP $f(\mathbf{x})$ converge to $h(\mathbf{x})$ in distribution for any $\mathbf{x} \in \mathcal{X}$ by setting

$$\begin{cases} \mu_g = \ln(\zeta + \tilde{\mu}_g) \\ \theta_g = \tilde{\theta}_g \\ \sigma_g = \frac{\tilde{\sigma}_g}{\zeta + \tilde{\mu}_g} \end{cases}$$

and letting $\zeta \rightarrow \infty$, i.e.,

$$\lim_{\zeta \rightarrow \infty} \mathcal{P}(f(\mathbf{x})) = \mathcal{P}(h(\mathbf{x})) \quad \forall \mathbf{x} \in \mathcal{X},$$

where $\mathcal{P}(\cdot)$ denotes the probability density function of a random variable.

The proof for Theorem 3.1 can be found in Appendix A.3.

Hence, in the limit, a GP is a special case of a SlogGP. Under the conditions specified in Theorem 3.1, as $\zeta \rightarrow \infty$, the lower bound $-\zeta$ tends to negative infinity and the skewness converges to zero, causing the distribution to converge to a Gaussian distribution. This relationship is unidirectional: while SlogGP can approximate a GP by setting its skewness parameter near zero, a symmetric GP inherently lacks the flexibility to approximate a skewed SlogGP distribution.

Figure 1 illustrates Theorem 3.1 by showing 200 samples from SlogGPs and GPs with three different covariance functions: RBF, Matern32 and Brownian. The left column contains samples from GPs. The middle column contains samples from SlogGPs whose parameters satisfy Theorem 3.1 (considering $\zeta \rightarrow \infty$ cannot be achieved numerically, we set ζ to be a large number $\zeta := 100$) to approximate the GPs on the left side. The right column contains SlogGPs with $\zeta = 0.5$. We can see that the posterior distributions of the left and the middle are very close. If the shift ζ is not that large, we find that the distribution is more skewed, as is shown in the right side.

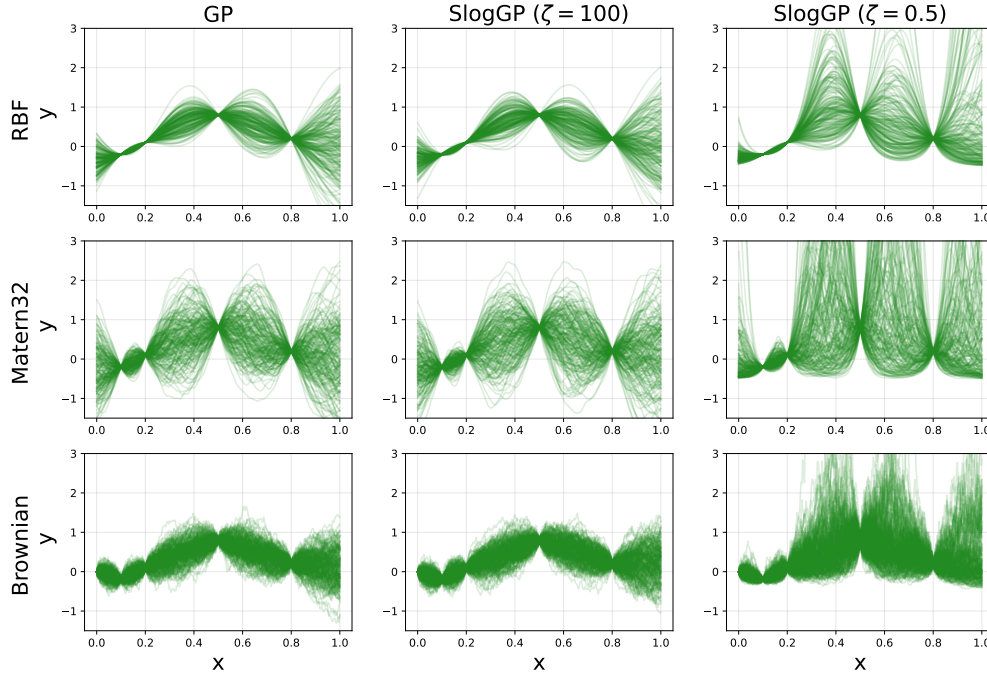


Figure 1: Example of surrogate models (1D) for (left) a normal GP (center) a SlogGP with the shift $\zeta := 100$ and parameters set according to Theorem 3.1 to match the normal GP, and (right) a SlogGP with with the shift $\zeta := 0.5$.

3.3 An adaptation of EI to the SlogGP Model

Expected improvement (EI) is a popular acquisition function. Recall that for a GP model, the posterior predictive distribution of function values at any particular location \mathbf{x} is Gaussian and thus EI has a simple analytical form. However, for SlogGP, the posterior predictive distribution is no longer Gaussian and hence we have to adapt EI.

We derive a closed-form expression for Expected Improvement under the proposed surrogate model, which we term Shifted Logarithmic Expected Improvement (SlogEI):

$$\alpha^{\text{SlogEI}}(\mathbf{x}; f_{\min}) = (f_{\min} + \zeta) \cdot \Phi\left(\frac{\ln(f_{\min} + \zeta) - \mu(\mathbf{x})}{\sigma(\mathbf{x})}\right) - e^{\mu(\mathbf{x}) + \frac{\sigma^2(\mathbf{x})}{2}} \cdot \Phi\left(\frac{\ln(f_{\min} + \zeta) - \mu(\mathbf{x}) - \sigma^2(\mathbf{x})}{\sigma(\mathbf{x})}\right).$$

Note that for $\zeta := 0$, SlogEI becomes the acquisition function by Hutter et al. (2011). The calculation of this acquisition function is detailed in Appendix A.2. Furthermore, when the posterior mean and variance of $g(\mathbf{x})$ are differentiable with respect to \mathbf{x} , the SlogEI acquisition function inherits this differentiability. The corresponding gradient calculations are also provided in Appendix A.2, along with an adaptation of the popular Probability of Improvement acquisition criterion.

In Figure 2, we compare GP+EI and SlogGP+SlogEI empirically on objective functions that are drawn from a GP model, shown in the left plot, and a SlogGP model as shown in the right one. The hyperparameters of both methods are fit to data. We observe that both methods perform similarly when the objective functions are sampled from a GP. When f is sampled from a SlogGP, the performance of GP+EI degrades substantially. This observation is consistent with the theoretical property shown above that a SlogGP model can approximate a GP sample, but not vice versa. We also performed a cross-validation test on the prediction error of the two surrogate models, see Table 1. When the objective function is a GP, SlogGP and GP are equally good in prediction while when the objective function is a SlogGP, SlogGP achieves a better cross-validation error. Please see Appendix A.4 for details about the experimental setup.

Table 1: Cross-validation test. The column determines the test function and the row the choice of the surrogate model. The cells give the prediction error of the surrogate.

	GP	SlogGP
GP	0.828(± 0.0801)	6.21(± 1.16)
SlogGP	0.841(± 0.0802)	1.414(± 0.287)

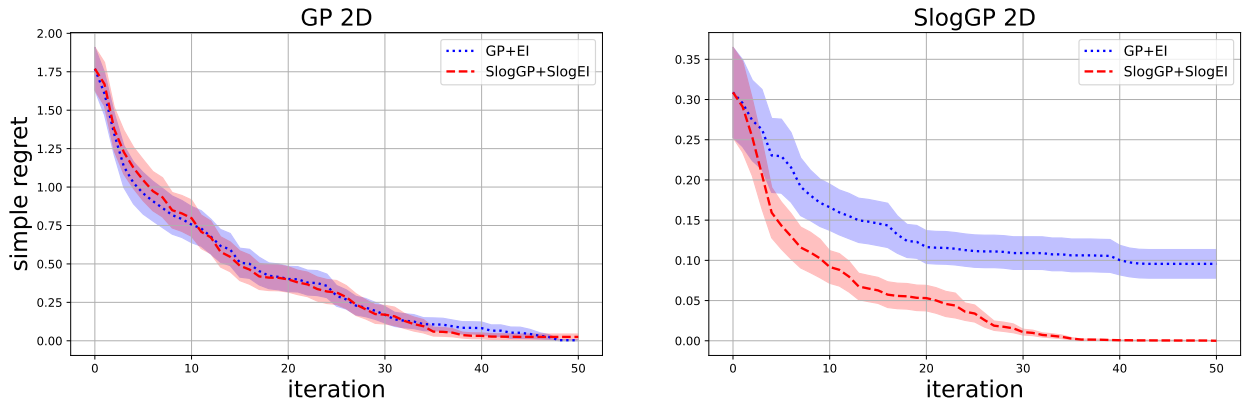


Figure 2: Within-model Test. The left panel shows the performance of GP+EI and SlogGP+SlogEI on GP generated functions, while the right panel compares the two algorithms on SlogGP generated functions. While both models work equally well on GP generated functions, only the SlogGP model works well on the SlogGP generated functions.

Next we show how the lower bound information $f^* \geq f^b$ can be incorporated into the SlogGP surrogate model. Then we present a novel acquisition function called SlogTEI that also leverages the lower bound f^b .

3.4 Incorporating a lower bound on the minimum into SlogGP

An advantage of the SlogGP model is that it allows to enforce a lower bound through its parameter ζ . On the other hand, the skewness introduced may not be a very good fit to the observed data, creating a possible conflict between setting ζ to a value that best represents the bound information, and setting ζ to a value that best matches the observed data.

To solve this potential conflict, we use a maximum a posteriori (MAP) estimate for ζ and include the bound information only as prior. Furthermore, we implemented some mechanisms that allow to quickly reduce the reliance on the prior if the observed mismatch between prior and fit to the data is very large. The details of how we choose ζ are explained in the following.

When the lower bound f^b is known, a straightforward way is to set $\zeta = -f^b$. However, this method will suffer when the prior information is not accurate enough or would otherwise lead to a model mismatch. For instance, suppose that the known objective function is SlogGP $f(\mathbf{x}) = e^{g(\mathbf{x})} + 10$, and the prior information is $f(\mathbf{x}) > 0$. In this case, the prior information is correct, but if we enforce $\zeta = 0$, there will be a model mismatch. Thus, any information about the lower bound should only guide, but not dictate ζ . A natural way is to use a maximum a posteriori probability (MAP) estimate for the parameter ζ . We choose the prior distribution to be a shifted log-normal distribution to guarantee that $-\zeta < f_{min}$, where f_{min} is the current best value and $-\zeta$ is the lower bound of the model, so that the model is well-defined:

$$\zeta \sim -f_{min} + e^Z,$$

where $Z \sim \mathcal{N}(\ln(f_{min} - f^b), 2\ln(f_{min} - f^b + \delta_1) - 2\ln(f_{min} - f^b))$, and δ_1 is a positive hyperparameter. We set the mean and variance of Z such that the median of $-\zeta$ equals the known lower bound f^b and the mean of $-\zeta$ equals $f^b - \delta_1$. The selection of δ_1 is flexible, requiring only a small positive value. In our experiments, we set $\delta_1 = 0.1$.

Sometimes, there can be a prior-data conflict, where the prior information is inconsistent with observation data. Specifically, in SlogGP, prior-data conflict is detected when the estimated lower bound $-\hat{\zeta}$ is distant from the known lower bound f^b . Note that in this paper, we distinguish ζ and $\hat{\zeta}$: ζ is an unknown parameter while $\hat{\zeta}$ is its estimator. To handle a prior-data conflict, we introduce an uncertainty level and variance threshold.

When we observe the MAP estimator $-\hat{\zeta}$ is distant from the known bound, we reduce our confidence through uncertainty level U . Specifically, we use an uncertainty level U to control the variance of Z to be $U^2 \cdot 2(\ln(f_{min} - f^b + \delta_1) - \ln(f_{min} - f^b))$ so that as the uncertainty level increases, the prior bound information becomes weaker. Thus, the prior distribution ζ_{prior} becomes:

$$\zeta \sim -f_{min} + e^Z$$

where $Z \sim \mathcal{N}(\ln(f_{min} - f^b), U^2(2\ln(f_{min} - f^b + \delta_1) - 2\ln(f_{min} - f^b)))$.

Initially, the uncertainty level is set to be $U = 1$. If $F_{\zeta_{prior}}(\hat{\zeta}) < \delta_2$ or $F_{\zeta_{prior}}(\hat{\zeta}) > 1 - \delta_2$ ($F_{\zeta_{prior}}$ is the cumulative density function of ζ_{prior} and δ_2 is a hyperparameter) holds, then we interpret this as indication of a conflict between the prior information and the observed data. In this event, we re-train the surrogate model by maximum likelihood estimation (MLE) as the MAP depends on the prior information that we now consider unreliable. In the next iteration, we increase the uncertainty level U by multiplying with $|\phi^{-1}(\mathbb{P}_{\zeta_{prior}}(\zeta = \hat{\zeta}))|$. In terms of choice of δ_2 , in this paper, we set $\delta_2 = 0.01$.

Additionally, we will not use the prior information when the estimated signal variance is smaller than a given threshold. While ideally, we would exclude prior information when the estimated lower bound $-\tilde{\zeta}$ significantly deviates from the known lower bound f^b (i.e., when $|\tilde{\zeta} - f^b|$ exceeds a threshold), setting a universal threshold is challenging due to the varying ranges of objective functions. Instead, we leverage Theorem 3.1, which establishes that $\sigma_g = \tilde{\sigma}_g/(\zeta + \tilde{\mu}_g) \rightarrow 0$ as $\zeta \rightarrow \infty$. Consequently, we use the estimated signal variance σ_g^2 as an indicator for incorporating bound information. Specifically, to prevent prior-data conflict, we disregard bound information when $\sigma_g^2 < \delta_3$, where we set $\delta_3 = 0.25^2$ in our experiments.

Figure 3 illustrates the differences between a GP model and a SlogGP model with the prior knowledge of f^* .

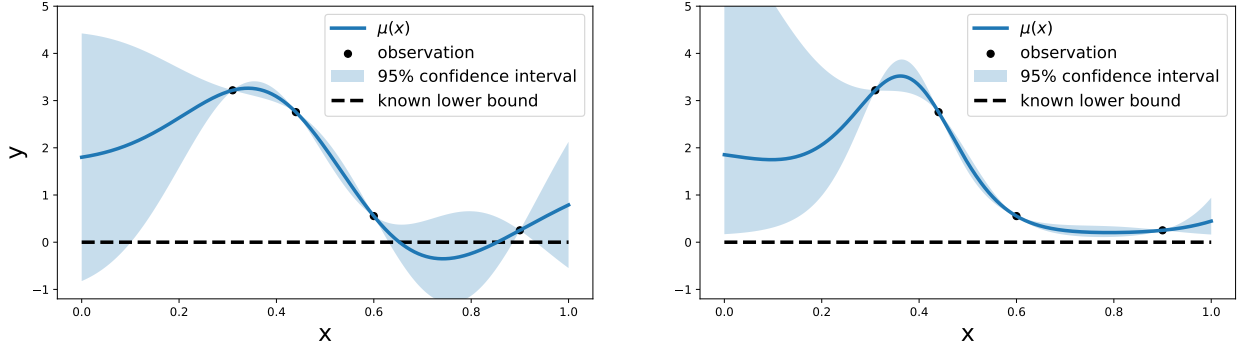


Figure 3: The predictive posterior distribution of the SlogGP model respects the known lower bound. (l) shows a GP surrogate model; (r) shows a SlogGP surrogate model with known lower bound.

Algorithm 1 BABO (SlogGP^b + SlogTEI)

Initial data points \mathcal{D}_0 and uncertainty level $U = 1$
Known lower bound f^b
for $n = 0$ **to** T **do**
 Set prior distribution ζ_{prior} : Eq. 3.4
 Train a surrogate model $\hat{f}(\cdot)$ by MAP with \mathcal{D}_n and prior distribution ζ_{prior}
 if $F_{\zeta_{prior}}(\hat{\zeta}) < \delta_2$ or $F_{\zeta_{prior}}(\hat{\zeta}) > 1 - \delta_2$ **then**
 Train a surrogate model $\hat{f}(\cdot)$ by MLE with \mathcal{D}_n
 $U \leftarrow |\phi^{-1}(\mathbb{P}_{\zeta_{prior}}(\zeta = \hat{\zeta}))|$
 end if
 if \hat{f} is trained by MAP and $\hat{\sigma}_g^2 < \delta_3$ **then**
 Train a surrogate model $\hat{f}(\cdot)$ by MLE with \mathcal{D}_n
 end if
 Find $\mathbf{x}_{n+1} = \arg \max_{\mathbf{x} \in \mathcal{X}} \{\alpha^{\text{SlogTEI}}(\mathbf{x})\}$
 Evaluate the objective function $y_{n+1} = f(\mathbf{x}_{n+1})$
 Update $\mathcal{D}_{n+1} = \mathcal{D}_n \cup \{\mathbf{x}_{n+1}, y_{n+1}\}$
end for

3.5 Incorporating knowledge of $f^* \geq f^b$ into the acquisition criterion

A potential drawback of SlogEI is that the improvement is calculated over the range $(-\hat{\zeta}, f_{min}]$, where the estimate $-\hat{\zeta}$ can be smaller than the known lower bound f^b . Thus, the Shifted Logarithmic Truncated Expected Improvement (SlogTEI) acquisition criterion truncates any impossible value below f^b when calculating SlogEI:

$$\alpha^{\text{SlogTEI}}(\mathbf{x}; f_{min}, f^b) = \alpha^{\text{SlogEI}}(\mathbf{x}; f_{min}) - \alpha^{\text{SlogEI}}(\mathbf{x}; f^b).$$

Note that if the estimate $\hat{\zeta}$ is larger than the known lower bound, i.e. $-\hat{\zeta} > f^b$, $\alpha^{\text{SlogTEI}}(\mathbf{x})$ becomes $\alpha^{\text{SlogEI}}(\mathbf{x})$. Additionally, SlogTEI is differentiable as it is the difference of two differentiable acquisition functions.

We summarize the BABO method that uses the SlogGP^b surrogate and the SlogTEI acquisition criterion in Algorithm 1, where the superscript b means that the SlogGP is trained with lower bound information.

Note that BABO can be straightforwardly extended to batch acquisition by adapting the qEI idea from Ginsbourger et al. (2008). The acquisition function value $\alpha^{\text{qSlogTEI}}(X; f_{min}, f^b)$ for a batch of solutions $X = (\mathbf{x}_1, \dots, \mathbf{x}_q)$ is calculated by Monte Carlo simulation: $\alpha^{\text{qSlogTEI}}(X; f_{min}, f^b) = \frac{1}{N_{MC}} \sum_{i=1}^N \max_{j=1, \dots, q} \left\{ (f_{min} - \xi_{ij})^+ - (f^b - \xi_{ij})^+ \right\}$, where $(\cdot)^+$ denotes the positive part function, N_{MC} is the number of samples and $\xi_i \sim \mathbb{P}(f(X) | \mathcal{D})$.

Similarly, we propose Truncated Expected Improvement (TEI) for vanilla GPs, an adaptation of Expected Improvement (EI) that uses a lower bound f^b on the global minimum. When we know that the lower bound is f^b , we truncate the distribution of $f(\mathbf{x})$ at f^b and calculate TEI as

$$\begin{aligned}\alpha^{\text{TEI}}(\mathbf{x}; f_{\min}, f^b) &= \int_{f^b}^{f_{\min}} (f_{\min} - z) \cdot \phi\left(\frac{z - \mu(\mathbf{x})}{\sigma(\mathbf{x})}\right) dz \\ &= \mathbb{E}[(f_{\min} - f(\mathbf{x}))^+] - \mathbb{E}[(f^b - f(\mathbf{x}))^+]\end{aligned}$$

TEI will serve as a benchmark algorithm in our experiments.

4 Experiments

In this section, we compare performance of BABO with other benchmark algorithms across various test functions. The competing methods are:

- Random (Bergstra et al., 2011): randomly choosing the next solution.
- EI (Mockus, 1998): using Expected Improvement (EI) as the acquisition function
- TEI: using Truncated EI, see Section 3.5
- MES^b (Wang et al., 2018): adapted max-entropy search, see Section 2.2
- OBCGP (Jeong & Kim, 2021): OBCGP follows the paper by Jeong & Kim (2021). The original implementation of Jeong & Kim (2021) lacks version information and depends on deprecated packages no longer available through pip. We have updated the codJeong & Kim (2021)ebase to utilize current package versions and fixed existing bugs. We will release our implementation upon acceptance of this paper.
- ERM (Nguyen & Osborne, 2020): Our parabolic GP+ERM algorithm follows the method of Nguyen & Osborne (2020) and the code shared by the authors. Initially, we employ the regular GP+EI until the lower confidence bound (LCB) reaches the known lower bound. Subsequently, we switch to the transformed GP+ERM algorithm. This ensures a seamless integration between the two methods, allowing for an effective exploration-exploitation trade-off during the optimization process. In addition, following their code, if the next evaluation \mathbf{x}_{n+1} is too close to an existing observation (1-norm distance smaller than $3d \cdot 10^{-4}$), we will pick a random \mathbf{x} instead. The hyperparameter β of LCB is set to be $\sqrt{\ln(N)}$.

We also fix $-\zeta = f^b$ in BABO to understand the benefit of learning ζ . Note that when $-\zeta = f^b$, SlogTEI will become equivalent to SlogEI, and BABO with fixed ζ can be viewed as an extension of the method in Hutter et al. (2011) where in a preprocessing step the function is shifted into the positive region based on the information of the lower bound. We evaluate the algorithms on eight synthetic functions that are widely used in BO testing as well as two real-world problems. In addition, we compare qBABO with qEI on two synthetic functions with different batch sizes and the results are shown in Figure 15 in Appendix A.5. We will publish the code when the paper is accepted.

Following the experimental setting in Nguyen & Osborne (2020); Jeong & Kim (2021), we assume noise-free observations in experiments. Additionally, as discussed in Section 3, the hyperparameters of BABO are set to be $(\delta_1, \delta_2, \delta_3) = (0.1, 0.01, 0.25^2)$. Plots show the simple regret (mean \pm one standard error) over 100 repetitions for all functions except 50 repetitions for the 10d function. For improved visualization, some results are presented using logarithmic scales on the y -axis, as indicated by their y -axis scale. Appendix A.4 gives more details of the experimental setup.

4.1 Synthetic Test Functions

We compare the performances on eight synthetic functions with 2 to 10 dimensions where we have an exact bound on the minimum objective value. The known lower bound is thus set to the minimal value of the objective function, i.e., $f^b := f^*$, which is also the setting for which ERM was proposed.

Figure 4 summarizes the performances. Dashed lines indicate algorithms that do not use any information about f^* , whereas solid lines correspond to methods that do leverage bound information. We observe that BABO (black line) usually achieves substantially better objective values at the same iteration than the other algorithms. An exception is the Ackley (6D) benchmark where OBCGP achieves better values and BABO comes in second.

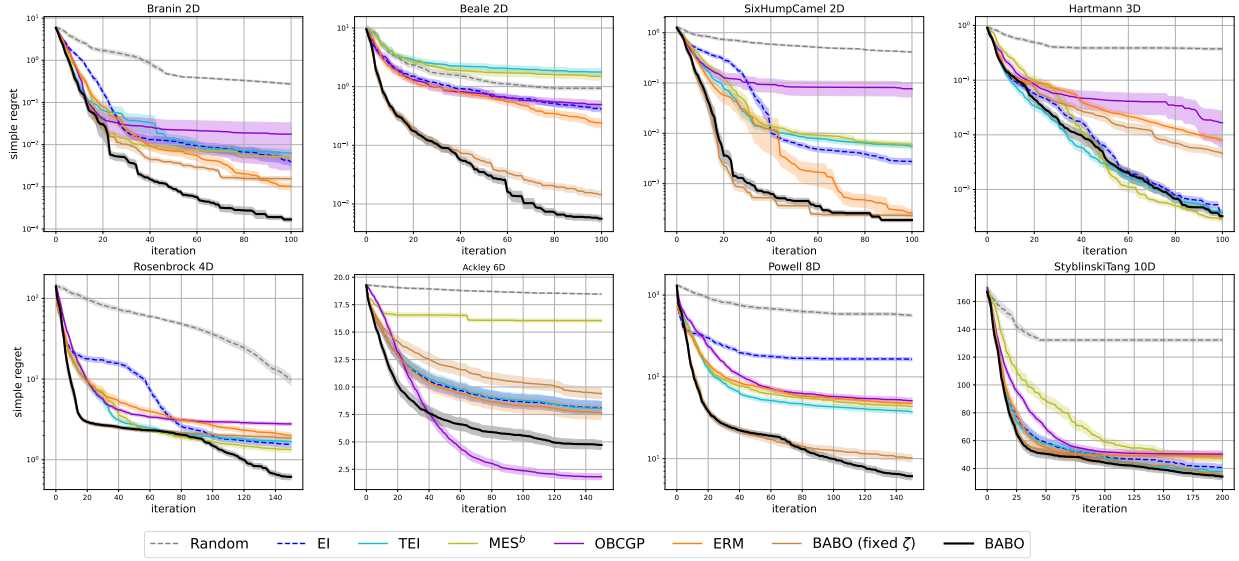


Figure 4: Experiment Results (Synthetic Functions): We observe that BABO works best except in Ackley (6D), where OBCGP works better.

4.2 The Skin Segmentation Task

In the Skin Segmentation benchmark (Nguyen & Osborne, 2020), the goal is to optimize six hyperparameters of an XGBoost model (Chen & Guestrin, 2016) to accurately identify whether given pixels correspond to skin. The accuracy achieved by a hyperparameter setting on a hold-out dataset gives the objective value, hence the objective function has a natural upper bound of 100%. The six hyperparameters are min child weight, colsample bytree, max depth, subsample, alpha, and gamma.

Figure 5(a) shows that BABO obtains better settings at the same iteration and converges to a near optimal solution more quickly. The runner-up is BABO with fixed ζ . Interestingly, the standard GP+EI approach that does not use the prior information about f^* works better than some existing methods that do use it, i.e. ERM and MES^b .

4.3 The Robot Push Problem

The goal of the 4D Robot Push problem (Wang & Jegelka, 2017; De Ath et al., 2021) is to direct a robot to push a ball towards an unknown target, minimizing the distance between the ball and the target. The distance is nonnegative and thus implies a lower bound of zero for f^* . The first input variables determine the initial location of the robot, the third determines the angle of its rectangular hand, and the fourth sets the number of time-steps that the robot is to move.

Figure 5(b) shows that BABO achieves better solutions at the same iteration and converges more quickly. The runner-up is TEI that also uses our truncated EI acquisition function but a regular GP surrogate model.

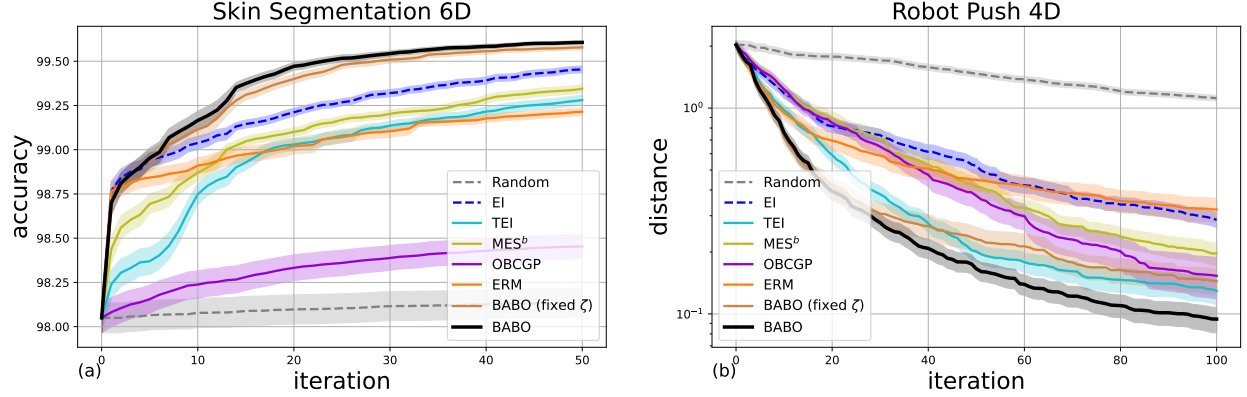


Figure 5: An empirical evaluation of BABO and competitors on two real-world benchmarks. We observe that BABO achieves significantly better solutions throughout the run.

To summarize the experimental results, we ranked the algorithms based on their mean at the final iteration, as shown in Table 4.3.

Table 2: Performance Rank

	Branin	Beale	SixHumpCamel	Hartmann	Rosenbrock	Ackley	Powell	StyblinskiTang	Skin	Robert	Average
BABO	1	1	1	2	1	2	1	1	1	1	1.2
BABO (fixed ζ)	3	2	2	5	5	6	2	2	2	3	3.2
TEI	6	8	5	3	4	4	3	3	5	2	4.3
EI	4	4	4	4	3	5	7	4	3	6	4.4
MES^b	5	7	6	1	2	7	4	5	4	5	4.6
ERM	2	3	3	6	6	3	5	6	6	7	4.7
OBCGP	7	5	7	7	7	1	6	7	8	4	5.9
Random	8	6	8	8	8	8	8	8	8	8	7.8

5 Investigating the influence of prior information on the optimum

In this section, we study the influence of prior information about f^* . First, we conduct an ablation study and observe that leveraging prior information about the optimum in model training and acquisition function is beneficial. Then, we investigate why we need the uncertainty level and variance threshold when using bound information in model training. Finally, we investigate how SlogGP^b is influenced by its estimated lower bound $-\tilde{\zeta}$ and lower bound information.

5.1 The Contributions of Different Components

To better understand how different components of BABO contribute to its success, we compare the following settings:

- SlogGP+SlogEI: Removing the bound information usage in both SlogGP and acquisition function. This will tell us how helpful the lower bound information really is.
- SlogGP^b+SlogEI: Removing bound information from the acquisition function only. This will show the relative importance of using bound information in the SlogGP model and the acquisition function.
- SlogGP+SlogTEI: Removing bound information from the model only. This will show the relative importance of using bound information in the SlogGP model and the acquisition function.

Looking at the results on the eight synthetic test functions in Figure 6 and two real-life problems in Figure 8, the full BABO performs best, often followed closely by the version using the bound information only in the SlogGP model or the version using the bound information only in the acquisition function, and then the version not using bound information at all. The standard GP+EI usually did quite poorly, except for the Hartmann 3D function where all methods share similar performance. An additional observation is that SlogGP+SlogEI (not using bound information) works better than GP+EI, which can be explained by SlogGP’s larger expressive power, as shown in Theorem 3.1.

We now analyze the estimated shift parameter $-\tilde{\zeta}$, with its median values shown in Figure 7 and 9. The estimated lower bounds corroborate our ablation study findings, as demonstrated in two real-world benchmarks. For the Skin Segmentation task (Figure 8(a)), SlogGP+SlogEI outperforms GP+EI. This aligns with our expectations since the estimated lower bound of 0.1% (rather than a highly negative value) indicates function skewness, favoring SlogGP over GP. The proximity between this estimate and our known lower bound ($f^b := 0\%$) enables rapid convergence to the optimal lower bound, enhancing BO performance. In the Robot Push problem (Figure 8(b)), bound information similarly proves advantageous. Figure 9(b) shows convergence of $-\tilde{\zeta}$ to approximately -0.5 , close to the known bound f^b . This proximity accelerates $\tilde{\zeta}$ learning and improves overall BO performance. The synthetic functions exhibit similar patterns. In the Beale function, for example, the known lower bound $f^b = 0$ approximates the convergence value of 3, enabling rapid SlogGP model learning and consequently enhancing BO performance.

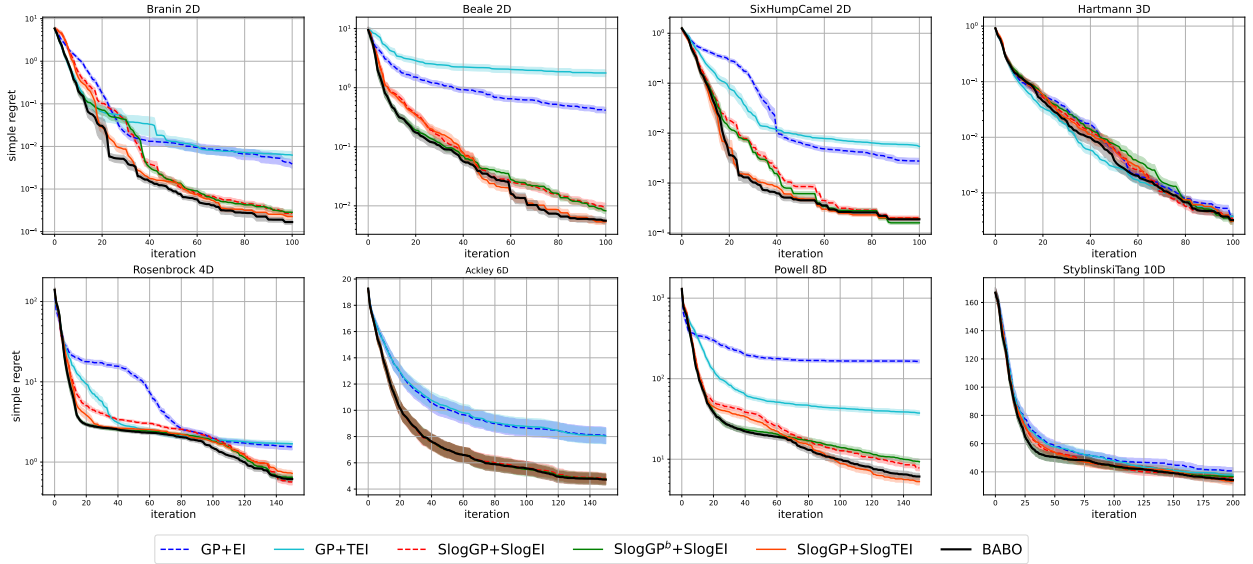


Figure 6: Different Components Comparison (Synthetic Functions): Generally, the complete BABO approach demonstrates superior performance, suggesting that incorporating bound information in both the modeling and acquisition function stages is beneficial.

5.2 Using bound information in model training

When the bound information is available, we use MAP to allow use of this information, and uncertainty level and variance threshold to allow BAO to ignore the bound information if it would lead to a model mismatch. A possible question is whether it is necessary to handle the prior-data conflict explicitly. To answer this question, we compare the following settings with SlogTEI:

- Using MAP only
- Using MAP and the uncertainty level

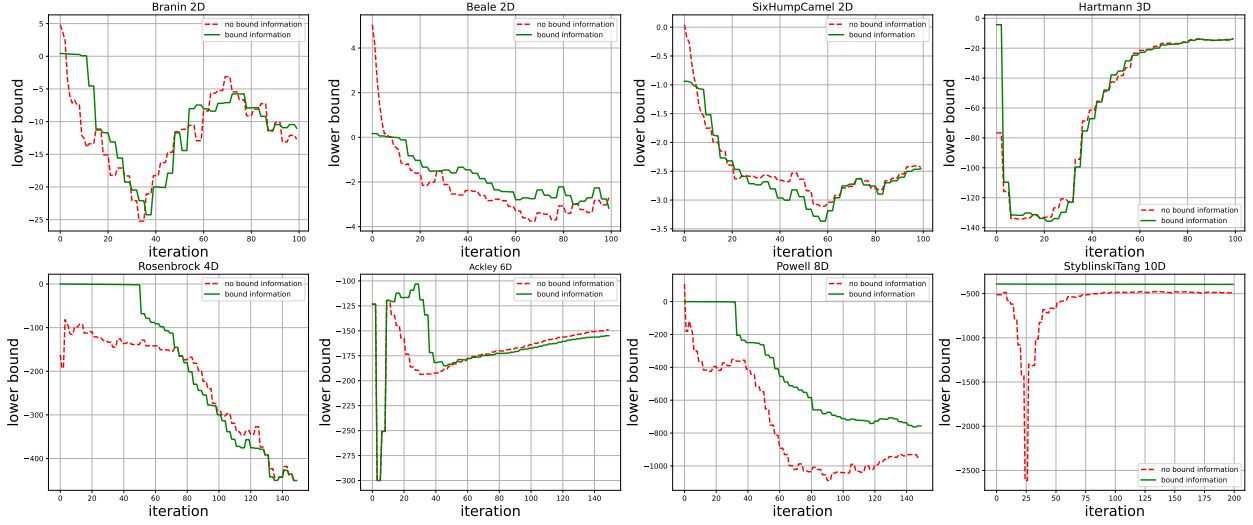


Figure 7: Estimated Lower Bound (Synthetic Functions): The estimated lower bound plots align with performance across functions. For functions like Ackley and Hartman, where bounds are highly negative relative to the objective range, SlogGP behaves similarly to GP since the lower bound provides little guidance. However, for functions like Beale where the estimated bound converges near the true minimum, this additional bound information proves more beneficial.

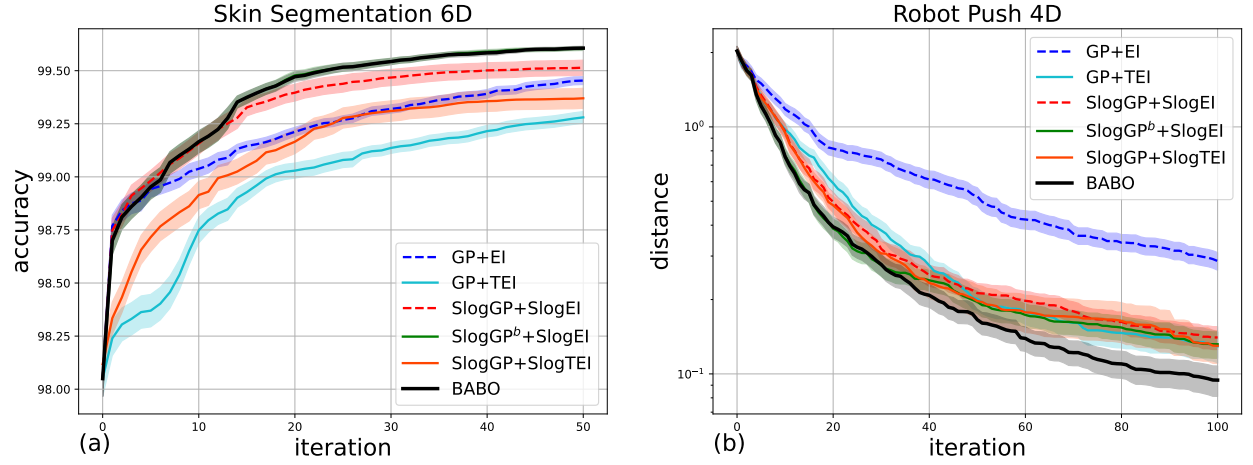


Figure 8: Different Components Comparison (Real-world Benchmarks): Generally, the complete BABO approach demonstrates superior performance, suggesting that incorporating bound information in both the modeling and acquisition function stages is beneficial.

We do experiments on two objective functions: Branin 2D and Ackley 6D. The results are shown in Figure 10. On the Branin function, their performance is almost identical at the beginning while MAP-only is slightly worse later on. This is because when we have enough data, we can estimate the underlying lower bound accurately even if the prior information can be slightly misleading. For the Ackley function, MAP is worse than MAP+uncertainty level which in turn is worse than BABO. This is because the best fitting $-\hat{\zeta}$ of SlogGP is very negative (as shown in Figure 7), so $f^b = 0$ conflicts with observation data and not using the bound information is a better choice.

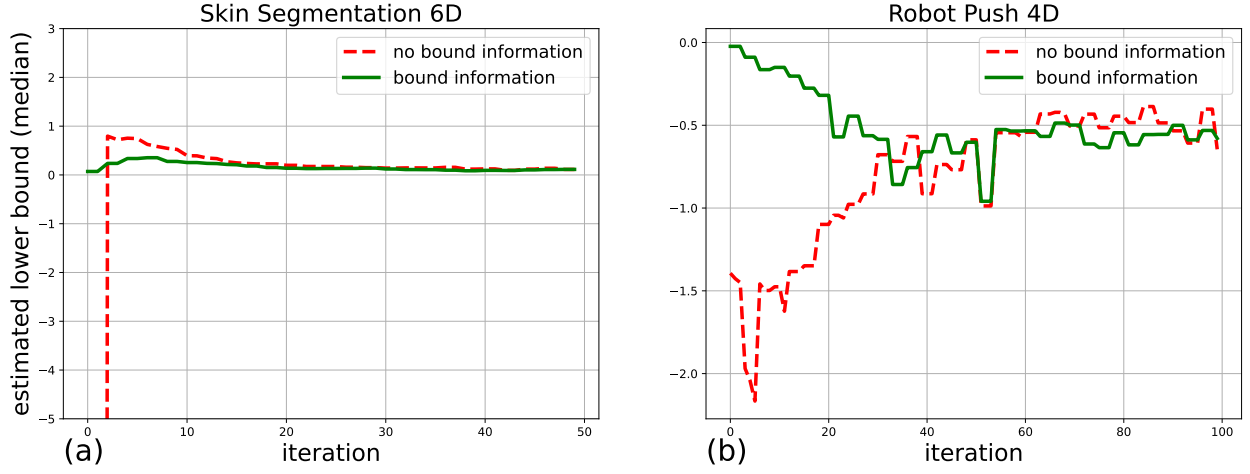


Figure 9: Estimated Lower Bound (Real-world Benchmarks): Prior information helps to reduce the gap between $-\hat{\zeta}$ and its convergence value in both Skin Segmentation problem and Robot Push problem.

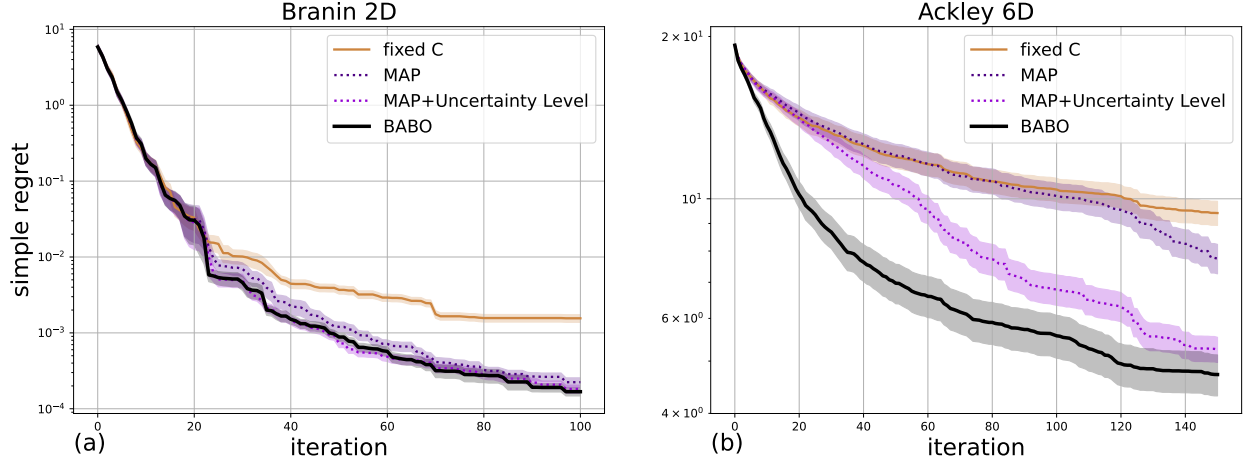


Figure 10: Ablation Study on How to Use Prior Information: For the Branin function, where the known lower bound is quite accurate, all methods (MAP, MAP+Uncertainty Level, BABO) demonstrate comparable performance. In contrast, for the Ackley function, the optimal fitted value of $-\hat{\zeta}$ is substantially negative, creating a significant prior-data conflict with the known lower bound $f^b = 0$. In this case, disregarding the prior bound information in the surrogate model leads to superior performance.

5.3 The influence of lower bound information in SlogGP-based BO

We first test how different known lower bound information f^b influences BABO performance. We test on three objective functions: Branin, Beale and Hartmann. Our experimental results in Figure 11 demonstrate that BABO’s performance consistently improves as the known lower bound f^b converges toward the true minimum value f^* .

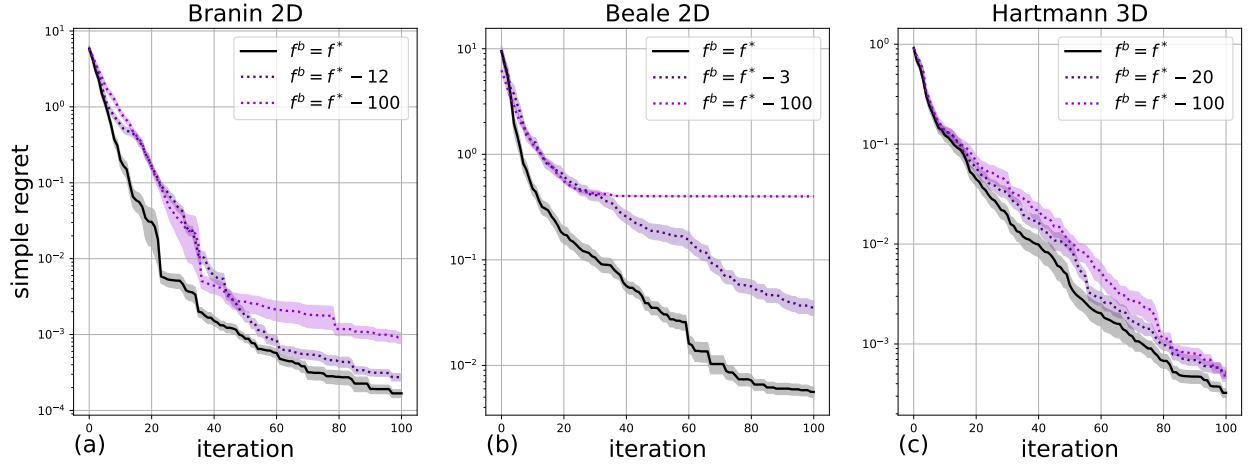


Figure 11: BABO with different f^b : BABO’s performance improves as the known lower bound f^b approaches the minimum value f^* .

BABO consists of two parts: SlogGP^{*b*} and SlogTEI. Although it is clear that the closer f^b and f^* , SlogTEI should be better, it is not that obvious how the prior information influences the surrogate model. The influence of a given lower bound in SlogGP on BABO performance is clear when there is no model mismatch: when f^b is close to the underlying $-\zeta$, the prior information of the lower bound can help to learn the model lower bound quickly. On the other hand, when f^b is far away from the best fitting $-\zeta$, this information can be misleading, which is why we reduce the impact of the prior information if a large gap is found.

If there is model mismatch (which is common in practice), the influence of lower bound information on the surrogate model is less clear. However, we found that the estimated parameter $-\hat{\zeta}$ influences the balance between exploitation and exploration. Specifically, a higher value of $-\hat{\zeta}$ corresponds to a greater emphasis on exploitation, as the current best value in the underlying GP model $g_{min} = \ln(f_{min} + \hat{\zeta})$ will be more negative as $-\hat{\zeta}$ increases. Hence, BO is more likely to search in close proximity to \mathbf{x}_{min} , focusing more on exploitation. Conversely, if $\hat{\zeta}$ is lower and far away from f_{min} , then BO will do more exploration.

In order to demonstrate this effect, we study the relationship between $-\hat{\zeta}$ and the properties of the next sample chosen. Our base model is SlogGP^{*b*} with $-\hat{\zeta} = f_{min} - 1$.

Figures 12(a)-(c) show that the gap between the mean of the next evaluation value and f_{min} , i.e. $\mathbb{E}[f_{base}(\mathbf{x}_{n+1})] - f_{min}$ increases as $-\hat{\zeta}$ is lowered. Similarly, Figures 12(d)-(f) show that the predicted variance of $f_{base}(\mathbf{x}_{n+1})$ increases as $-\hat{\zeta}$ is lowered.

Finally, Figures 12(g)-(i) present the relationship between Euclidean distance $\|\mathbf{x}_{n+1} - \mathbf{x}_{min}\|$ and $-\hat{\zeta}$. A more local search near \mathbf{x}_{min} in case of larger $-\hat{\zeta}$ is an indication of more exploitation in BO.

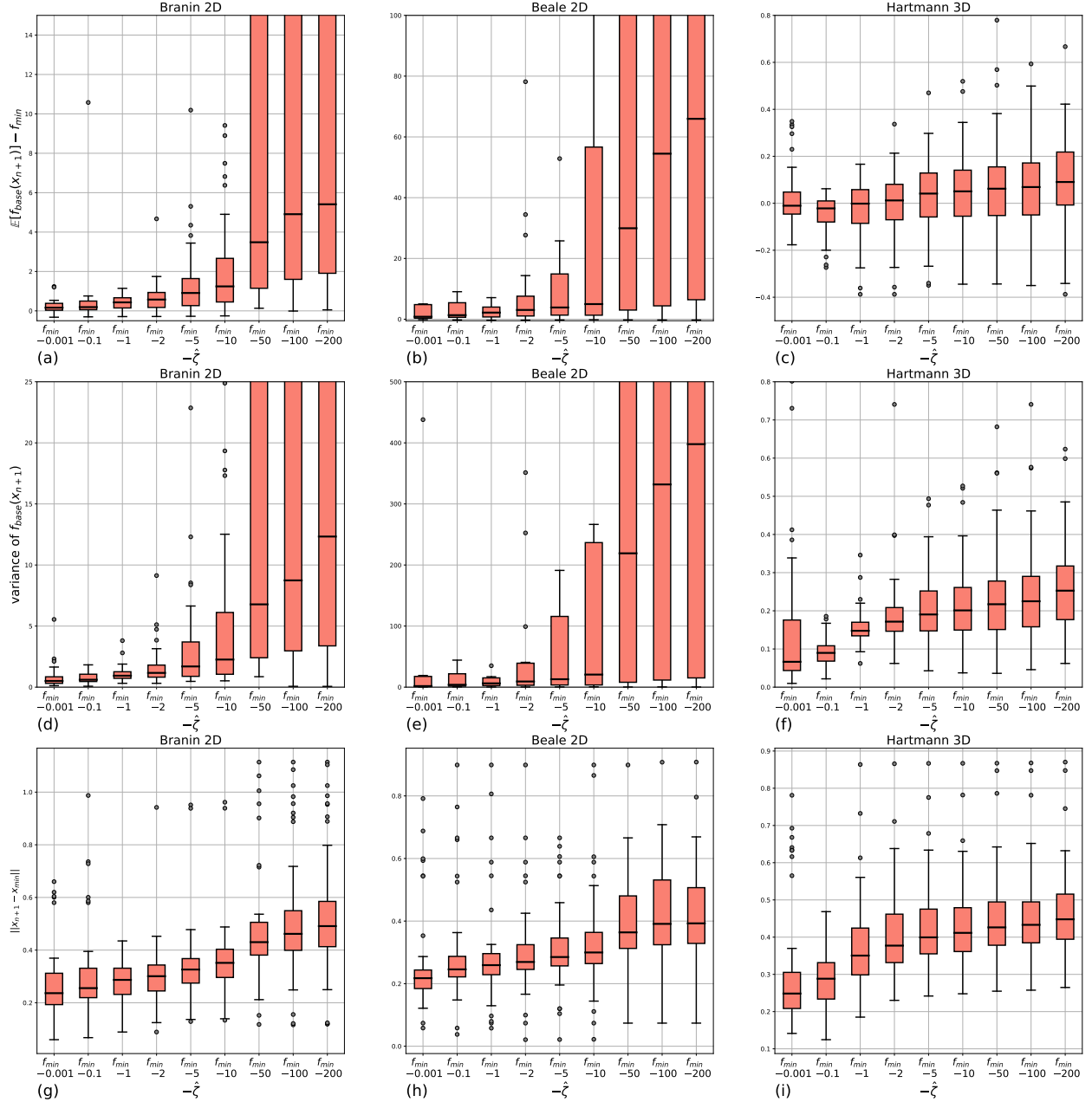


Figure 12: Exploitation and Exploration Analysis: When $-\hat{\zeta}$ is higher (towards the left of each figure), BABO prefers more exploitation; When $-\hat{\zeta}$ is lower, BABO prefers more exploration. Top row shows $\mathbb{E}[f_{base}(\mathbf{x}_{n+1})] - f_{min}$, middle row shows variance at next sample location, and bottom row shows distance of new sample location from current best.

6 Conclusion

We proposed BABO, a Bayesian Optimization algorithm that is able to leverage prior information about the optimal value f^* to achieve better solutions and a higher sample-efficiency. BABO uses the tailored surrogate model SlogGP and the acquisition criterion Shifted Logarithmic Truncated Expected Improvement (SlogTEI), which is an extension of Expected Improvement that takes the prior information into account. Experimental results demonstrate that BABO benefits from the prior information and outperforms previous approaches. Moreover, we find that even without prior information about f^* , the SlogGP model often

performs better than the commonly used GP model when combined with EI. For future work, we will investigate the potential of the SlogGP model further for a wider range of scenarios.

We observe that BABO sometimes chooses a large absolute value for the parameter ζ of the SlogGP model, which means that the modeled function is ‘pushed away’ from the known lower bound on the optimal value. This is because the parameter fitting trades off model fit with using the prior information about f^* . Although this effect is mitigated by incorporating the information about f^* also in the acquisition criterion SlogTEI, we wonder if there is a more suitable way of jointly modeling the unknown objective and the bound on its optimal value.

References

- James Bergstra, Rémi Bardenet, Yoshua Bengio, and Balázs Kégl. Algorithms for hyper-parameter optimization. *Advances in Neural Information Processing Systems*, 24, 2011.
- Eric Brochu, Vlad M Cora, and Nando De Freitas. A tutorial on Bayesian optimization of expensive cost functions, with application to active user modeling and hierarchical reinforcement learning. *arXiv preprint arXiv:1012.2599*, 2010.
- Roberto Calandra, André Seyfarth, Jan Peters, and Marc Peter Deisenroth. Bayesian optimization for learning gaits under uncertainty: An experimental comparison on a dynamic bipedal walker. *Annals of Mathematics and Artificial Intelligence*, 76:5–23, 2016.
- Tianqi Chen and Carlos Guestrin. Xgboost: A scalable tree boosting system. In *ACM SIGKDD International Conference on Knowledge Discovery and Data Mining*, pp. 785–794, 2016.
- Hyunghun Cho, Yongjin Kim, Eunjung Lee, Daeyoung Choi, Yongjae Lee, and Wonjong Rhee. Basic enhancement strategies when using Bayesian optimization for hyperparameter tuning of deep neural networks. *IEEE Access*, 8:52588–52608, 2020.
- George De Ath, Richard M Everson, Alma AM Rahat, and Jonathan E Fieldsend. Greed is good: Exploration and exploitation trade-offs in Bayesian optimisation. *ACM Transactions on Evolutionary Learning and Optimization*, 1(1):1–22, 2021.
- Jose Pablo Folch, Shiqiang Zhang, Robert Lee, Behrang Shafei, David Walz, Calvin Tsay, Mark van der Wilk, and Ruth Misener. Snake: Bayesian optimization with pathwise exploration. *Advances in Neural Information Processing Systems*, 35:35226–35239, 2022.
- Roman Garnett. *Bayesian optimization*. Cambridge University Press, 2023.
- David Ginsbourger, Rodolphe Le Riche, and Laurent Carraro. A multi-points criterion for deterministic parallel global optimization based on Gaussian processes. *hal-00260579*, 2008.
- Tom Gunter, Michael A Osborne, Roman Garnett, Philipp Hennig, and Stephen J Roberts. Sampling for inference in probabilistic models with fast Bayesian quadrature. *Advances in Neural Information Processing Systems*, 27, 2014.
- Frank Hutter, Holger H Hoos, Kevin Leyton-Brown, and Kevin P Murphy. An experimental investigation of model-based parameter optimisation: Spo and beyond. In *Genetic and Evolutionary Computation Conference*, pp. 271–278, 2009.
- Frank Hutter, Holger H Hoos, and Kevin Leyton-Brown. Sequential model-based optimization for general algorithm configuration. In *International Conference on Learning and Intelligent Optimization*, pp. 507–523. Springer, 2011.
- Bjørn Sand Jensen, Jens Brehm Nielsen, and Jan Larsen. Bounded Gaussian process regression. In *2013 IEEE International Workshop on Machine Learning for Signal Processing (MLSP)*, pp. 1–6. IEEE, 2013.
- Taewon Jeong and Heeyoung Kim. Objective bound conditional gaussian process for bayesian optimization. In *International Conference on Machine Learning*, pp. 4819–4828. PMLR, 2021.

-
- Jonas Mockus. The application of Bayesian methods for seeking the extremum. In L.C.W. Dixon and G.P. Szegö (eds.), *Towards Global Optimisation*, volume 2, pp. 117–129. North-Holland, 1998.
- Vu Nguyen and Michael A Osborne. Knowing the what but not the where in Bayesian optimization. In *International Conference on Machine Learning*, pp. 7317–7326. PMLR, 2020.
- Vu Nguyen, Marc Peter Deisenroth, and Michael A Osborne. Gaussian process sampling and optimization with approximate upper and lower bounds. *arXiv preprint arXiv:2110.12087*, 2021.
- Andrew Pensoneault, Xiu Yang, and Xueyu Zhu. Nonnegativity-enforced Gaussian process regression. *Theoretical and Applied Mechanics Letters*, 10(3):182–187, 2020.
- Carl Edward Rasmussen and Christopher KI Williams. *Gaussian processes for machine learning*. Springer, 2006.
- Binxin Ru, Michael A Osborne, Mark McLeod, and Diego Granziol. Fast information-theoretic Bayesian optimisation. In *International Conference on Machine Learning*, pp. 4384–4392. PMLR, 2018.
- Eric Schulz, Maarten Speekenbrink, and Andreas Krause. A tutorial on Gaussian process regression: Modelling, exploring, and exploiting functions. *Journal of Mathematical Psychology*, 85:1–16, 2018.
- Bobak Shahriari, Kevin Swersky, Ziyu Wang, Ryan P Adams, and Nando De Freitas. Taking the human out of the loop: A review of Bayesian optimization. *Proceedings of the IEEE*, 104(1):148–175, 2015.
- Edward Snelson, Zoubin Ghahramani, and Carl Rasmussen. Warped Gaussian processes. *Advances in Neural Information Processing Systems*, 16, 2003.
- Jasper Snoek, Oren Rippel, Kevin Swersky, Ryan Kiros, Nadathur Satish, Narayanan Sundaram, Mostofa Patwary, Mr Prabhat, and Ryan Adams. Scalable Bayesian optimization using deep neural networks. In *International Conference on Machine Learning*, pp. 2171–2180. PMLR, 2015.
- Samuel Stanton, Wesley Maddox, Nate Gruver, Phillip Maffettone, Emily Delaney, Peyton Greenside, and Andrew Gordon Wilson. Accelerating Bayesian optimization for biological sequence design with denoising autoencoders. In *International Conference on Machine Learning*, pp. 20459–20478. PMLR, 2022.
- Zi Wang and Stefanie Jegelka. Max-value entropy search for efficient Bayesian optimization. In *International Conference on Machine Learning*, pp. 3627–3635. PMLR, 2017.
- Zi Wang, Clement Gehring, Pushmeet Kohli, and Stefanie Jegelka. Batched large-scale Bayesian optimization in high-dimensional spaces. In *International Conference on Artificial Intelligence and Statistics*, pp. 745–754. PMLR, 2018.

A Appendix

A.1 $\alpha^{\text{MES}^b}(\mathbf{x} \mid f^b)$ shares the same maximizer with $\mathbb{P}(f(\mathbf{x}) < f^b)$

MES^b shares the same maximizer with the acquisition function $\mathbb{P}(f(\mathbf{x}) < f^b)$, i.e. $\arg\max_{\mathbf{x} \in \mathcal{X}} \alpha^{\text{MES}^b}(\mathbf{x} \mid f^b) = \arg\max_{\mathbf{x} \in \mathcal{X}} \mathbb{P}(f(\mathbf{x}) < f^b)$. See examples in Figure 13.

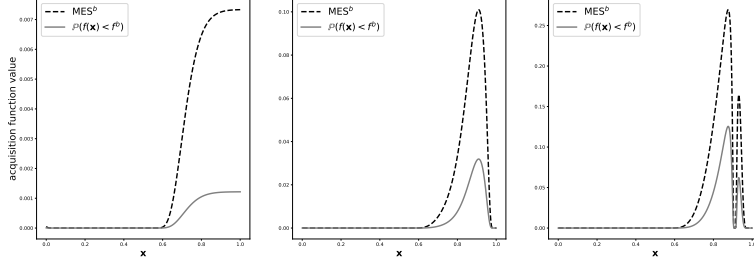


Figure 13: MES^b and $\mathbb{P}(f(\mathbf{x}) < f^b)$

Proof. For simplicity, we use γ to represent $\gamma(\mathbf{x}, f^b) = \frac{\mu(\mathbf{x}) - f^b}{\sigma(\mathbf{x})}$ for the following analysis.

Firstly, $\mathbb{P}(f(\mathbf{x}) < f^b) = \Phi\left(\frac{f^b - \mu(\mathbf{x})}{\sigma(\mathbf{x})}\right) = 1 - \Phi(\gamma)$, so it is monotonically decreasing with γ .

The next step is to prove that MES^b is also decreasing with γ . We look at $\alpha^{\text{MES}^b}(\mathbf{x} \mid f^b) = \frac{\gamma \phi(\gamma)}{2\Phi(\gamma)} - \log(\Phi(\gamma))$. For simplicity, we denote it by $M(\gamma)$. The derivative of $M(\gamma)$ is:

$$\begin{aligned}
 M'(\gamma) &= \frac{1}{2} \cdot \left(\frac{\phi(\gamma)}{\Phi(\gamma)} + \frac{\gamma \cdot \phi'(\gamma)}{\Phi(\gamma)} - \frac{\gamma \cdot \phi(\gamma)^2}{\Phi(\gamma)^2} \right) - \frac{\phi(\gamma)}{\Phi(\gamma)} \\
 &= \frac{1}{2} \cdot \left(-\frac{\phi(\gamma)}{\Phi(\gamma)} + \frac{\gamma \cdot \phi'(\gamma)}{\Phi(\gamma)} - \frac{\gamma \cdot \phi(\gamma)^2}{\Phi(\gamma)^2} \right) \\
 &= \frac{1}{2} \cdot \left(-\frac{\phi(\gamma)}{\Phi(\gamma)} + \frac{\gamma \cdot -\gamma \phi(\gamma)}{\Phi(\gamma)} - \frac{\gamma \cdot \phi(\gamma)^2}{\Phi(\gamma)^2} \right) \\
 &= \frac{1}{2} \cdot \left(-\frac{\phi(\gamma)}{\Phi(\gamma)} - \frac{\gamma^2 \cdot \phi(\gamma)}{\Phi(\gamma)} - \frac{\gamma \cdot \phi(\gamma)^2}{\Phi(\gamma)^2} \right) \\
 &= -\frac{\phi(\gamma)}{2} \cdot \left(\frac{1}{\Phi(\gamma)} + \frac{\gamma^2}{\Phi(\gamma)} + \frac{\gamma \cdot \phi(\gamma)}{\Phi(\gamma)^2} \right) \\
 &= -\frac{\phi(\gamma)}{2\Phi(\gamma)^2} \cdot (\Phi(\gamma)(1 + \gamma^2) + \gamma \cdot \phi(\gamma))
 \end{aligned}$$

To determine the monotonicity of $M(\gamma)$, we need to determine whether $D(\gamma) = (\Phi(\gamma)(1 + \gamma^2) + \gamma \cdot \phi(\gamma))$ is positive or negative. It is easy to calculate $D'(\gamma) = 2\phi(\gamma) + 2\gamma\Phi(\gamma)$. Given $D''(\gamma) = 2\Phi(\gamma) > 0$, $D'(\gamma)$ is an increasing function in $(-\infty, \infty)$ and the minimal value is achieved when $\gamma \rightarrow -\infty$:

$$\begin{aligned}
 \lim_{\gamma \rightarrow -\infty} D'(\gamma) &= \lim_{\gamma \rightarrow -\infty} 2(\phi(\gamma) + \gamma\Phi(\gamma)) \\
 &= 2 \cdot \lim_{\gamma \rightarrow -\infty} \gamma\Phi(\gamma) \\
 &= 2 \cdot \lim_{\gamma \rightarrow -\infty} \frac{\Phi'(\gamma)}{\left(\frac{1}{\gamma}\right)'} \\
 &= 2 \cdot \lim_{\gamma \rightarrow -\infty} -\phi(\gamma)\gamma^2 \\
 &= 0
 \end{aligned}$$

Hence, $D'(\gamma) > 0$ for $\gamma \in (-\infty, \infty)$, so $D(\gamma)$ is an increasing function. Similarly, $D(\gamma) \rightarrow 0$ when $\gamma \rightarrow -\infty$, so $D(\gamma) > 0$ for $\gamma \in (-\infty, \infty)$. Hence, the derivative of $M(\gamma)$ is negative, i.e. $M(\gamma)$ is a decreasing function of γ .

Considering γ is a function of \mathbf{x} , $\mathbb{P}(f(\mathbf{x}) < f^b)$ and $\alpha^{\text{MES}^b}(\mathbf{x} \mid f^b)$ share the same monotonicity with respect to \mathbf{x} , they share the same maximizer. \square

Figure 14 shows the decreasing relationship between γ and MES^b . Consider MES^b and $\mathbb{P}(f(\mathbf{x}) < f^b)$ are both decreasing with γ , they share the same maximizer γ^* .

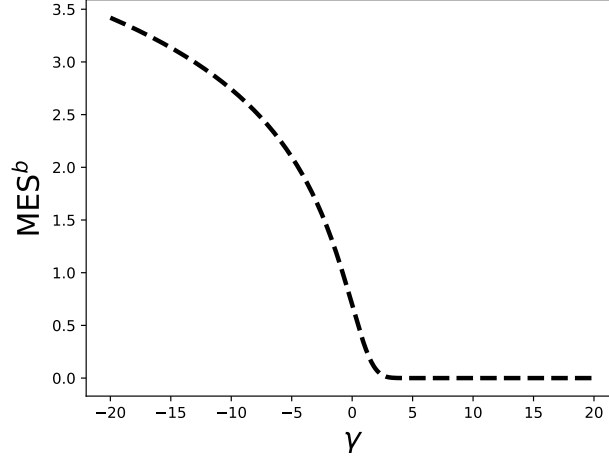


Figure 14: MES^b is decreasing with γ . As MES^b and $\mathbb{P}(f(\mathbf{x}) < f^b)$ are both decreasing with γ , they share the same maximizer γ^*

A.2 Adapting the acquisition functions EI and PI for the SlogGP model

In the following section, we propose two adaptations of popular acquisition functions to the SlogGP model, Shifted Logarithmic Probability of Improvement (SlogPI) and Shifted Logarithmic Expected Improvement (SlogEI). If the current best value is denoted by f_{min} , SlogPI is

$$\begin{aligned} \alpha^{\text{SlogPI}}(\mathbf{x}; f_{min}) &= \mathbb{P}(f(\mathbf{x}) \leq f_{min}) \\ &= \Phi\left(\frac{\ln(f_{min} + \zeta) - \mu(\mathbf{x})}{\sigma(\mathbf{x})}\right). \end{aligned}$$

The calculation process is shown as follows.

For a solution \mathbf{x} and the current minimal observation f_{min} , we denote the predicted mean of $g(\mathbf{x})$ as μ and variance of $g(\mathbf{x})$ as σ^2 . Due to the normal distribution of $g(\mathbf{x})$, $e^{g(\mathbf{x})}$ (denoted by Z) follows a log-normal distribution. Hence, SlogPI can be calculated as follows:

$$\begin{aligned} \alpha^{\text{SlogPI}}(x; f_{min}) &= \mathbb{P}(f(\mathbf{x}) \leq f_{min}) \\ &= \mathbb{P}(Z - \zeta \leq f_{min}) \\ &= \mathbb{P}(Z \leq f_{min} + \zeta) \\ &= \Phi\left(\frac{\ln(f_{min} + \zeta) - \mu(\mathbf{x})}{\sigma(\mathbf{x})}\right) \end{aligned}$$

In terms of SlogEI, we firstly calculate $\mathbb{E}[(\eta - Z)^+]$ using the definition of the log-normal distribution, where η is a constant and $(\cdot)^+$ denotes the positive part function:

$$\begin{aligned}
\mathbb{E}[(\eta - Z)^+] &= \int_0^\infty (\eta - Z)^+ \cdot \frac{1}{z\sigma(\mathbf{x})\sqrt{2\pi}} e^{-\frac{(\ln(z) - \mu(\mathbf{x}))^2}{2\sigma(\mathbf{x})^2}} dz \\
&= \int_0^\eta (\eta - z) \cdot \frac{1}{z\sigma(\mathbf{x})\sqrt{2\pi}} e^{-\frac{(\ln(z) - \mu(\mathbf{x}))^2}{2\sigma(\mathbf{x})^2}} dz + \int_\eta^\infty 0 \cdot \frac{1}{z\sigma(\mathbf{x})\sqrt{2\pi}} e^{-\frac{(\ln(z) - \mu(\mathbf{x}))^2}{2\sigma(\mathbf{x})^2}} dz \\
&= \int_0^\eta (\eta - z) \cdot \frac{1}{z\sigma(\mathbf{x})\sqrt{2\pi}} e^{-\frac{(\ln(z) - \mu(\mathbf{x}))^2}{2\sigma(\mathbf{x})^2}} dz \\
&= \eta \cdot \int_0^\eta \frac{1}{z\sigma(\mathbf{x})\sqrt{2\pi}} e^{-\frac{(\ln(z) - \mu(\mathbf{x}))^2}{2\sigma(\mathbf{x})^2}} dz - \int_0^\eta z \cdot \frac{1}{z\sigma(\mathbf{x})\sqrt{2\pi}} e^{-\frac{(\ln(z) - \mu(\mathbf{x}))^2}{2\sigma(\mathbf{x})^2}} dz \\
&= \eta \Phi\left(\frac{\ln(\eta) - \mu(\mathbf{x})}{\sigma(\mathbf{x})}\right) - \int_0^\eta z \cdot \frac{1}{z\sigma(\mathbf{x})\sqrt{2\pi}} e^{-\frac{(\ln(z) - \mu(\mathbf{x}))^2}{2\sigma(\mathbf{x})^2}} dz
\end{aligned}$$

The last equality simply uses the definition of the CDF of the lognormal distribution. The second term is the partial expectation, so

$$\begin{aligned}
&\int_0^\eta z \cdot \frac{1}{z\sigma(\mathbf{x})\sqrt{2\pi}} e^{-\frac{(\ln(z) - \mu(\mathbf{x}))^2}{2\sigma(\mathbf{x})^2}} dz \\
&= e^{\mu(\mathbf{x}) + \frac{\sigma(\mathbf{x})^2}{2}} \cdot \Phi\left(\frac{\ln(\eta) - \mu(\mathbf{x}) - \sigma(\mathbf{x})^2}{\sigma(\mathbf{x})}\right)
\end{aligned}$$

Hence,

$$\mathbb{E}[(\eta - Z)^+] = \eta \Phi\left(\frac{\ln(\eta) - \mu(\mathbf{x})}{\sigma(\mathbf{x})}\right) - e^{\mu(\mathbf{x}) + \frac{\sigma(\mathbf{x})^2}{2}} \cdot \Phi\left(\frac{\ln(\eta) - \mu(\mathbf{x}) - \sigma(\mathbf{x})^2}{\sigma(\mathbf{x})}\right)$$

Setting $\eta = f_{min} + \zeta$, we obtain the formula of $\mathbb{E}[(f_{min} - (Z - \zeta))^+]$, i.e. SlogEI:

$$\begin{aligned}
\alpha^{\text{SlogEI}}(\mathbf{x}; f_{min}) &= (f_{min} + \zeta) \cdot \Phi\left(\frac{\ln(f_{min} + \zeta) - \mu(\mathbf{x})}{\sigma(\mathbf{x})}\right) \\
&\quad - e^{\mu(\mathbf{x}) + \frac{\sigma^2(\mathbf{x})}{2}} \cdot \Phi\left(\frac{\ln(f_{min} + \zeta) - \mu(\mathbf{x}) - \sigma^2(\mathbf{x})}{\sigma(\mathbf{x})}\right).
\end{aligned}$$

SlogEI is differentiable with \mathbf{x} if $\frac{\partial \mu}{\partial \mathbf{x}_i}$ and $\frac{\partial \sigma}{\partial \mathbf{x}_i}$ exist. The partial derivative is

$$\frac{\partial \alpha^{\text{SlogEI}}}{\partial \mathbf{x}_i} = \frac{\partial \alpha^{\text{SlogEI}}}{\partial \mu} \cdot \frac{\partial \mu}{\partial \mathbf{x}_i} + \frac{\partial \alpha^{\text{SlogEI}}}{\partial \sigma} \cdot \frac{\partial \sigma}{\partial \mathbf{x}_i}.$$

where

$$\begin{aligned}
\frac{\partial \alpha^{\text{SlogEI}}}{\partial \mu} &= -\frac{(f_{min} + \zeta)}{\sigma(\mathbf{x})} \cdot \phi\left(\frac{\ln(f_{min} + \zeta) - \mu(\mathbf{x})}{\sigma(\mathbf{x})}\right) \\
&\quad + \frac{e^{\mu(\mathbf{x}) + \frac{\sigma^2(\mathbf{x})}{2}}}{\sigma(\mathbf{x})} \cdot \phi\left(\frac{\ln(f_{min} + \zeta) - \mu(\mathbf{x}) - \sigma^2(\mathbf{x})}{\sigma(\mathbf{x})}\right) \\
&\quad - e^{\mu(\mathbf{x}) + \frac{\sigma^2(\mathbf{x})}{2}} \cdot \Phi\left(\frac{\ln(f_{min} + \zeta) - \mu(\mathbf{x}) - \sigma^2(\mathbf{x})}{\sigma(\mathbf{x})}\right)
\end{aligned}$$

and

$$\begin{aligned}
\frac{\partial \alpha^{\text{SlogEI}}}{\partial \sigma} &= -\frac{(f_{min} + \zeta)}{\sigma^2(\mathbf{x})} \cdot \phi\left(\frac{\ln(f_{min} + \zeta) - \mu(\mathbf{x})}{\sigma(\mathbf{x})}\right) \cdot (\ln(f_{min} + \zeta) - \mu(\mathbf{x})) \\
&\quad + e^{\mu(\mathbf{x}) + \frac{\sigma^2(\mathbf{x})}{2}} \cdot \phi\left(\frac{\ln(f_{min} + \zeta) - \mu(\mathbf{x}) - \sigma^2(\mathbf{x})}{\sigma(\mathbf{x})}\right) \cdot \left(\frac{\ln(f_{min} + \zeta) - \mu(\mathbf{x})}{\sigma^2(\mathbf{x})} + 1\right) \\
&\quad - \sigma(\mathbf{x}) e^{\mu(\mathbf{x}) + \frac{\sigma^2(\mathbf{x})}{2}} \cdot \Phi\left(\frac{\ln(f_{min} + \zeta) - \mu(\mathbf{x}) - \sigma^2(\mathbf{x})}{\sigma(\mathbf{x})}\right).
\end{aligned}$$

A.3 Proof of Theorem 3.1

For convenience, we repeat Theorem 3.1 first before stating the proof.

Theorem 3.1. Define a SlogGP $f(\mathbf{x}) = e^{g(\mathbf{x})+\mu_g} - \zeta$ with $g(\mathbf{x})$ a Gaussian process with zero mean, zero noise and a covariance function K with signal variance σ_g^2 and other hyperparameters θ_g .

Then for any GP $h(\mathbf{x})$ with mean $\tilde{\mu}_g$, signal variance $\tilde{\sigma}_g$, and other hyperparameters $\tilde{\theta}_g$, we can have the SlogGP $f(\mathbf{x})$ converge to $h(\mathbf{x})$ in distribution for any $\mathbf{x} \in \mathcal{X}$ by setting

$$\begin{cases} \mu_g = \ln(\zeta + \tilde{\mu}_g) \\ \theta_g = \tilde{\theta}_g \\ \sigma_g = \frac{\tilde{\sigma}_g}{\zeta + \tilde{\mu}_g} \end{cases}$$

and letting $\zeta \rightarrow \infty$, i.e.,

$$\lim_{\zeta \rightarrow \infty} \mathcal{P}(f(\mathbf{x})) = \mathcal{P}(h(\mathbf{x})) \quad \forall \mathbf{x} \in \mathcal{X},$$

where $\mathcal{P}(\cdot)$ denotes the probability density function of a random variable.

Proof. Given a SlogGP $f(\mathbf{x}) = e^{g(\mathbf{x})+\mu_g} - \zeta$ with $g(\mathbf{x})$ a Gaussian process with zero mean, zero noise and a covariance function K with signal variance σ_g^2 and other hyperparameters θ_g . We set $\sigma_g, \theta_g, \mu_g$ such that the following equations:

$$\begin{cases} \mu_g = \ln(\zeta + \tilde{\mu}_g) \\ \theta_g = \tilde{\theta}_g \\ \sigma_g = \frac{\tilde{\sigma}_g}{\zeta + \tilde{\mu}_g} \end{cases}$$

are satisfied for some constants $(\tilde{\sigma}_g, \tilde{\mu}_g, \tilde{\theta}_g) \in \Theta$.

According to the definition $e^x = \sum_{k=0}^{\infty} \frac{x^k}{k!}$, we have

$$\begin{aligned} f(\mathbf{x}) &= e^{\mu_g} e^{g(\mathbf{x})} - \zeta \\ &= e^{\mu_g} \cdot (1 + g(\mathbf{x}) + \frac{1}{2}g^2(\mathbf{x}) + \frac{1}{6}g^3(\mathbf{x}) + \dots) - \zeta \\ &= e^{\mu_g} g(\mathbf{x}) + e^{\mu_g} - \zeta + e^{\mu_g} (\frac{1}{2}g^2(\mathbf{x}) + \frac{1}{6}g^3(\mathbf{x}) + \dots). \end{aligned}$$

In the formula, we distinguish three different parts: $e^{\mu_g} g(\mathbf{x})$, $e^{\mu_g} - \zeta$ and $e^{\mu_g} (\frac{1}{2}g^2(\mathbf{x}) + \frac{1}{6}g^3(\mathbf{x}) + \dots)$.

In terms of the first part, $g(\mathbf{x})$ is a Gaussian process with zero noise, zero mean and kernel with signal variance σ_g^2 and other hyperparameters θ_g . Hence, $e^{\mu_g} g(\mathbf{x})$ is a Gaussian process with zero noise, zero mean and kernel with signal variance $e^{2\mu_g} \sigma_g^2$ and other hyperparameters θ_g .

The second part $e^{\mu_g} - \zeta$ is the constant $\tilde{\mu}_g$ as we set $\mu_g = \ln(\zeta + \tilde{\mu}_g)$.

For the third part, we first look at $e^{\mu_g} g^2(\mathbf{x})$. We have $e^{\mu_g} g^2(\mathbf{x}) = (e^{\frac{\mu_g}{2}} g(\mathbf{x}))^2$, so $e^{\mu_g} g^2(\mathbf{x})$ is the square of a Gaussian process with signal variance $e^{\mu_g} \sigma_g^2$ and mean 0. When $\zeta \rightarrow \infty$, we have $e^{\mu_g} \sigma_g^2 \rightarrow 0$, so $\forall \mathbf{x}$

$$\lim_{\zeta \rightarrow \infty} \mathbb{P}(|e^{\mu_g} g^2(\mathbf{x}) - 0| > \varepsilon) = 0.$$

For other terms $e^{\mu_g} g^k(\mathbf{x})$ in the third part, we can view them as $(e^{\frac{\mu_g}{k}} g(\mathbf{x}))^k$, so similarly, we have $\lim_{\zeta \rightarrow \infty} \mathbb{P}(|e^{\mu_g} g^k(\mathbf{x}) - 0| > \varepsilon) = 0$ for $k \geq 3, \forall \mathbf{x}$ and $\forall \varepsilon$.

Therefore, for $\forall \mathbf{x}$ and $\forall \varepsilon$,

$$\lim_{\zeta \rightarrow \infty} \mathbb{P}(|f(\mathbf{x}) - \tilde{g}(\mathbf{x})| > \varepsilon) = 0,$$

where $\tilde{g}(\mathbf{x}) = e^{\mu_g} g(\mathbf{x}) + e^{\mu_g} - \zeta$ is a Gaussian process with mean $\tilde{\mu}_g$, zero noise and covariance function K with signal variance $\tilde{\sigma}_g^2$ and other hyperparameters $\tilde{\theta}_g$.

Therefore, we have

$$\lim_{\zeta \rightarrow \infty} \mathcal{P}(f(\mathbf{x})) = \mathcal{P}(\tilde{g}(\mathbf{x})) \quad \forall \mathbf{x} \in \mathcal{X},$$

where $\mathcal{P}(\cdot)$ denotes the probability density function of a random variable.

Given that \tilde{g} and h share the same parameters, they share the same posterior distribution, i.e.

$$\mathcal{P}(\tilde{g}(\mathbf{x})) = \mathcal{P}(h(\mathbf{x})) \quad \forall \mathbf{x} \in \mathcal{X},$$

Hence, we have

$$\lim_{\zeta \rightarrow \infty} \mathcal{P}(f(\mathbf{x})) = \mathcal{P}(h(\mathbf{x})) \quad \forall \mathbf{x} \in \mathcal{X},$$

□

A.4 Experimental Settings (Within-model Test, Synthetic Function Test and Real-world Benchmark Test)

The experimental setting is as follows. For each d -dimensional test function, we sample $4d$ initial points from a Latin hypercube design. The input domain is scaled to $[0, 1]^d$. For GP-based methods, function values are standardized (scaled and centralized) and for SlogGP-based methods, function values are scaled and the centralizing is done in model training. As kernel we use the squared exponential kernel: $K(\mathbf{x}_a, \mathbf{x}_b) = \sigma^2 \exp\left(-\frac{\|\mathbf{x}_a - \mathbf{x}_b\|^2}{2\ell^2}\right)$. For acquisition function optimization, we use restart L-BFGS-B in scipy. The restart time and initial samples (restart number $3d$ and initial sample $30d$) and L-BFGS-B options are the same for all acquisition functions. We compare the performance of BABO with other benchmark algorithms across various test functions. The benchmark algorithms we consider are Random, EI, TEI, MES^b, OBCGP and ERM.

We consider a noiseless setting in our theoretical analysis. In practice, a small positive noise variance is typically introduced to ensure numerical stability. Since the estimated signal variance $\hat{\sigma}_g^2$ in SlogGP can vary substantially, ranging from near-zero to several hundred, we adopt an adaptive noise variance proportional to the estimated signal variance: $\sigma_{\text{noise}}^2 = 10^{-5} \cdot \hat{\sigma}_{g,n-1}^2$. The initial noise variance is set to $6 \cdot 10^{-6}$. We maintain these noise parameter settings across all comparative methods to ensure fair comparison.

Details of test functions are shown in the table below.

Table 3: Test Function Information

Test Function	Optimal Value	Search Space
GP-generated functions (2D)	-	$[0., 1.]^2$
SlogGP-generated functions (2D)	-	$[0., 1.]^2$
Beale (2D)	0	$[-4.5, 4.5]^2$
Branin (2D)	0.397887	$[[-5., 10.], [0., 15.]]$
SixHumpCam1 (2D)	-1.0316	$[[-3., 3.], [-2., 2.]]$
Levy (2D)	0	$[[-10., 10.], [-10., 10.]]$
Hartmann (3D)	-3.86278	$[0., 1.]^d$
DixonPrice (4D)	0	$[-10., 10.]^d$
Rosenbrock (4D)	0	$[-2.048, 2.048]^d$
Ackley (6D)	0	$[-32.768, 32.768]^d$
Powell (8D)	0	$[-4., 5.]^d$
StyblinskiTang (10D)	-391.6599	$[-5., 5.]^d$
Robot Push (4D)	0	$[[-5., 5.], [-5., 5.], [0., 2\pi], [0., 300.]]$
Skin Segmentation (6D)	99.7	$[[0., 10.], [0., 10.], [5., 15.], [1., 20.], [0.5, 1.], [0.1, 1.]]$

In addition, in terms of within-model in Section 3.4, for GP-generated functions, signal variance $\sigma_g^2 = 2$, lengthscale $l = 0.1$ and mean 0. For SlogGP-generated functions, signal variance $\sigma_g^2 = 1.2$, lengthscale $l = 0.1$, shift $\zeta = 30$ and mean 0.5.

We also had a cross-validation test for GP and SlogGP. The repetition number is 50. In each experiment, 40 initial training points are sampled randomly. We test the gap between model prediction mean at a random \mathbf{x} and its value $f(\mathbf{x})$.

A.5 More experiments: batched BABO

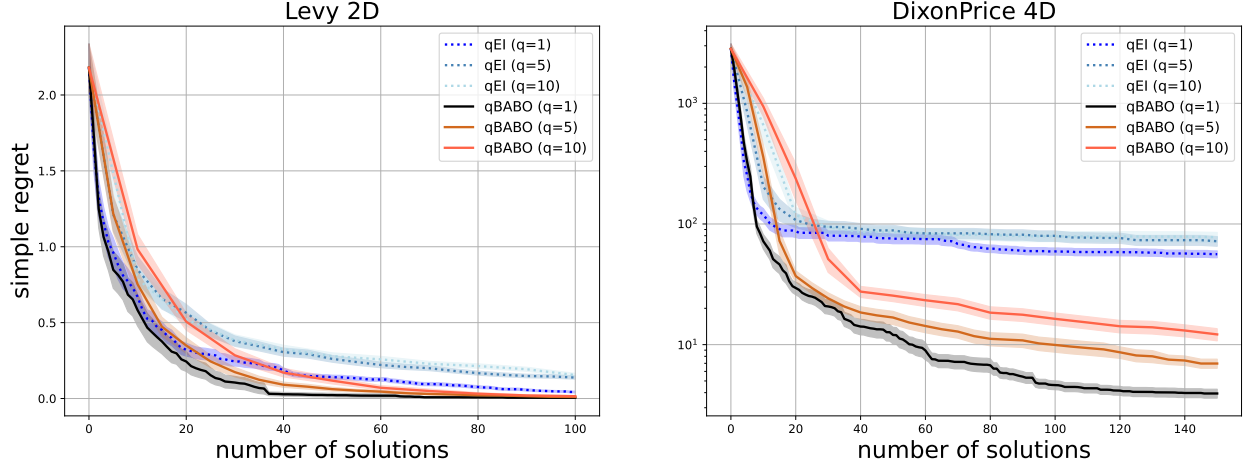


Figure 15: Batched BO: We evaluated the performance across varying batch sizes ($q = 1, 5$, and 10) for both test problems. The experimental results demonstrate that qBABO consistently outperforms qEI across all batch size configurations.