

# ***A Multilingual Sentiment Lexicon for Low-Resource Language***

## ***Translation using Large Languages Models and Explainable AI***

Melusi Malinga, Isaac Lupanda, Mike Wa Nkongolo, and Phil van Deventer  
Department of Informatics, University of Pretoria  
Low-Resource Language Processing Lab (LRLPL)  
[Mike.wankongolo@up.ac.za](mailto:Mike.wankongolo@up.ac.za), [phil.vandeventer@up.ac.za](mailto:phil.vandeventer@up.ac.za)

### **Abstract**

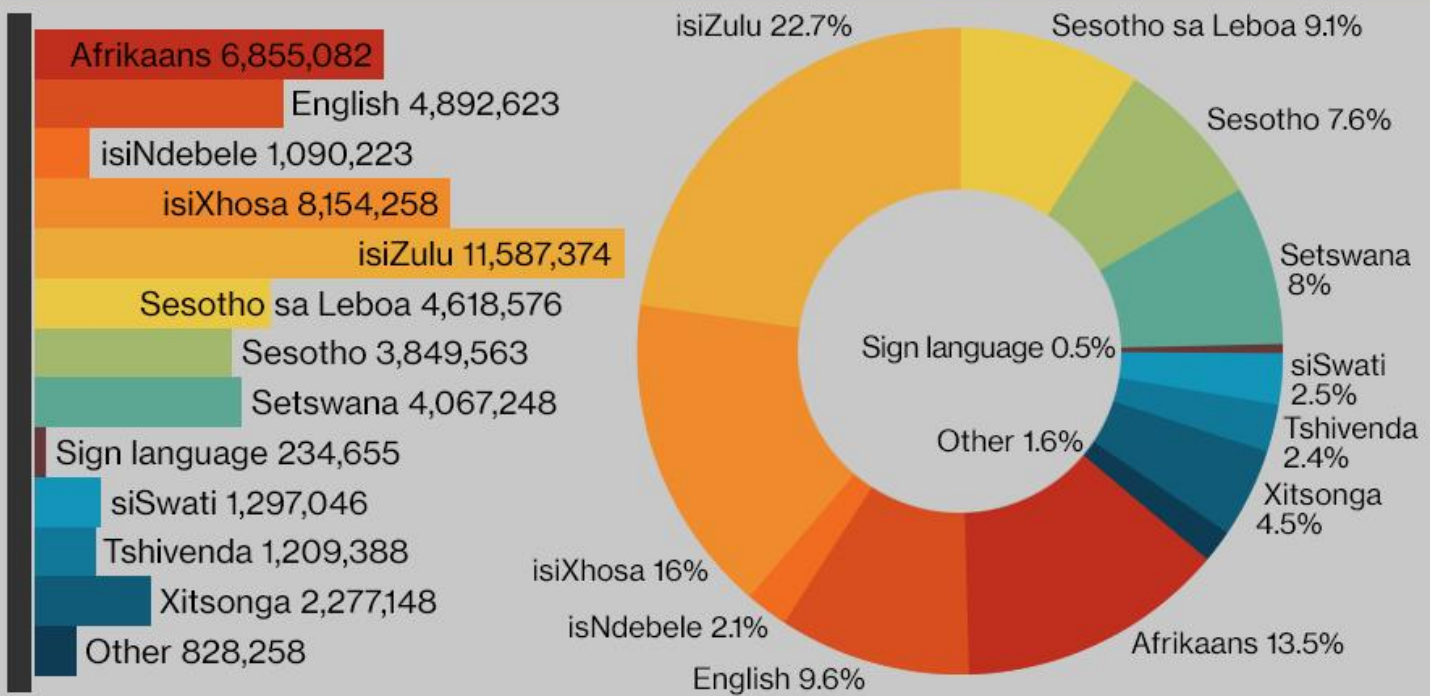
South Africa's and the Democratic Republic of Congo's (DRC) diverse linguistic landscape, with languages such as Zulu, Sepedi, Afrikaans, French, and Ciluba, poses significant challenges for AI-driven translation and sentiment analysis due to a lack of accurate, labeled data. This study addresses these challenges by proposing a lexicon originally designed for French and Tshiluba (Ciluba) to include translations in English, Afrikaans, Sepedi, and Zulu. Language-specific sentiment scores are integrated, enhancing cultural relevance in sentiment classification. A comprehensive testing corpus supports translation and sentiment analysis tasks, with various machine learning models, such as Random Forest, Support Vector Machine (SVM), Decision Trees, and Gaussian Naive Bayes, trained to predict sentiment across these languages. The Random Forest model demonstrated robust performance, effectively capturing sentiment polarity while managing language-specific nuances. Additionally, BERT, a Large Language Model (LLM), is applied to predict context-based sentiment with high accuracy, achieving 99% accuracy and 98% precision, outperforming other models. BERT's predictions were further explained using Explainable AI (XAI), improving transparency and fostering trust in sentiment classification. The findings reveal that the proposed lexicon and machine learning models significantly enhance translation and sentiment analysis for languages spoken in South Africa and the DRC. This study provides a foundation for future AI models supporting underrepresented languages, with practical implications for education, governance, and business in multilingual contexts.

**Keywords:** Multilingual Sentiment Analysis, Low-Resource Language Translation, Explainable AI, Large Language Models, Lexicon Expansion, Computational Linguistic

## **1. INTRODUCTION**

Multilingualism poses a significant challenge for machine learning and sentiment analysis in translation, especially in linguistically diverse regions like South Africa, with 11 official languages, and the Democratic Republic of Congo (DRC), with 4. Most lexicons and language translating machine learning models cater to global languages, leaving languages like Zulu, Sepedi, Afrikaans, and Ciluba underrepresented. This gap results in disadvantages for existing AI systems in generating accurate translation and sentiment analysis in the local languages. Furthermore, countries like South Africa and the DRC with many languages face challenges in developing comprehensive tools capable of transitioning between local languages while ensuring sentiment accuracy is maintained. Given the current popularity and need for AI systems supporting local languages, particularly in education, government applications, and business in South Africa and the DRC is crucial. Sentiment analysis and machine learning models are crucial in developing inclusive AI systems (Mazibuko et al., 2021, 66-68). The current gap is also due to the limitations of machine learning models and sentiment analysis which can seamlessly handle Low-Resource Languages (LRL) like Zulu, Afrikaans, Ciluba, and Sepedi. Most known lexicons cater to languages like English and French but have insufficient data for LRLs like Zulu, Sepedi, Ciluba, and Afrikaans. In addition, the lack of LRL translation APIs poses challenges in the development of sentiment analysis and machine learning models that can provide accurate data when using LRLs. Similarly, there is a huge gap in the integration of the lexicons with machine learning models to provide improved sentiment accuracy and quality language translation for LRLs. Most trained machine learning models use well know High Resource Languages (HRL) and this leaves a gap in the AI system performance when working with African languages (Mazibuko et. al., 2021, 80-83).

# South Africa's languages



Number of home-language speakers in 2011.

SouthAfrica-Gateway.com

GRAPHIC: MARY ALEXANDER • DATA: STATISTICS SOUTH AFRICA CENSUS 2011



To address this gap, the research presents a multilingual lexicon designed for sentiment analysis and translation, initially constructed for French and Ciluba, and later expanded to include translations in English, Zulu, Afrikaans, and Sepedi. Each lexicon entry becomes annotated with sentiment polarity (tremendous, poor, or neutral) and intensity values starting from -9 to 9. To enhance translation accuracy and sentiment type, the experiments include Explainable AI (XAI) techniques and came up with a range of models, which includes Random Forest, SVM, Decision Trees, and Naive Bayes. These models were skilled and assessed using



generalise to the emotional tone of phrases of that particular language as well as to accurately classify the different sentiment scores throughout the entirety of the lexicon. Secondly, the machine learning models must be custom made to handle the structural and grammatical differences of the underrepresented languages that all have unique prefixes and complex words to their unique language. For instance, within the Zulu language as well as other Bantu languages, there is a large degree of agglutination, meaning that they combine different affixes to create very new and complex words which express intricate meanings and details in a particular sentence being said or spoken. Furthermore, the machine learning models such as Random Forest classifiers do offer some potentially sound frameworks for handling these unique linguistic differences, as they are able to learn the constant patterns across diverse data inputs throughout the lexicon being trained upon. This creates unique challenges for various AI models as they have to be able to be trained appropriately on non-agglutinative languages such as, English and French (Chun et al., 2023). The integration of Explainable AI (XAI) methodologies, such as feature importance scores in tree-based models (Random Forest) or attention mechanisms in deep learning provides transparency throughout the decision-making process, allowing various stakeholders to understand how models interpret sentiment and translation outputs (Alshabi et al, 2021). For example, XAI can be used to highlight unique words or anecdotes that are able to influence a model's sentiment classification performance, flexibility and reliability. This allows analysts to uncover any potential biases or other inaccuracies that are specific to the local language's unique expressions. This analysis technique is crucial across the linguistically diverse countries in Africa, where the ability of AI systems to handle culturally different languages allows for the preservation of languages for future generations as well as allowing different people from different backgrounds to build trust (Brodowicz, 2024).

Furthermore, the products of this investigation are able to have other further implications for language AI applications across all of Africa. Especially in regions with linguistic diversity such as South Africa and the DRC. The addition of LRLs into AI systems will further improves the accuracy, sentiment analysis and machine translations of underrepresented African languages. Therefore, this research lays a foundational framework for further research and development of AI systems that can support the documentation of linguistic diversity, which promotes a more inclusive AI and communication landscape that is able to meet the demands of various communities in Africa. Furthermore, the utilisation of XAI provides crucial insight into a model performance and biases as well as accuracy metrics, that are essential for the responsible deployment of AI in business, education, and relevant government sectors, where these systems can facilitate an environment of clear communication across different languages and nations across Africa (Brodowicz, 2024). This study attempts to fill the current LRL translation gap by further developing a lexicon incorporating French, English, Zulu, Ciluba, Afrikaans, and Sepedi. Therefore, for every lexicon entry there is a labelled sentiment polarity (positive, negative, or neutral) as well as intensity values that range from -9 to 9, which allows for an assessment of sentiment across the different languages of South Africa and the DRC. This also allows for different machine learning models, such as: Naive Bayes, SVM, and Random Forest to be employed, to test and validate the accuracy of sentiment classification and translation tasks. Afterwards, Cross-Validation techniques were applied to enrich translation quality across different language groups. Thus, ensuring that outputs are linguistically and culturally accurate and translated well. With this, our study seeks to create an inclusive AI tool that is capable of performing accurate sentiment analysis with multilingual translation tasks in South Africa and the DRC's linguistically diverse environment by creating a lexicon with the integration of machine learning based XAI (Chun et al., 2023).

## 1.2 Problem Statement

South Africa' and the DRCs Linguistic Diversity presents a challenge for AI translation and sentiment analysis systems. There is a need for accurate, labelled data for LRLs spoken in these countries such as Zulu, Ciluba, Sepedi, and Afrikaans. The lack of labelled data limits the application of AI systems to these languages and in turn could hinder their long-term preservation. This study aims to begin to fill this gap by creating labelled training data for African languages while performing sentiment analysis on the created data.

## 1.3 Objectives





analysis within South Africa and the DRC in the context of different meanings that can belong to the same word that is dependent on the context in which the word has been used.

## 2.3 Machine Learning in NLP

Machine Learning in NLP consists of algorithms and models that can be used to understand human text in processes such as sentiment analysis. The models and algorithms used are trained to identify the trends and patterns found in text to understand the sentiment behind the texts. In NLP, machine learning methods include supervised learning, unsupervised learning, semi-supervised learning, and deep learning methods. Supervised learning includes linear classifiers and probabilistic classifiers, models such as Random Forest that make use of a linear classifier approach, while Naive Bayes makes use of a probabilistic classifier (Saravanakumar, 2023). A study by Rahat et al. (2019) used a review dataset to compare the performance of Naive Bayes and SVM by evaluating each model's ability to perform sentiment analysis on the reviews of an airline regarding the customer's experience. The reviews contained either positive or negative experiences from the customer on which sentiment analysis was carried out. The SVM classifier outperformed the Naive Bayes algorithm in correctly identifying the sentiment in the reviews. Another study seeking to compare the performance of SVM and Naive Bayes in identifying hate speech or non-hate speech showed high performance of the SVM classifier (Asogwa et al. 2022). It seems as though the SVM classifier performs well in sentiment analysis where the dataset is binary in nature and it is able to correctly classify sentiments as either positive or negative. However, it might not yield the same result when the nature of the dataset is more complex. To compare the performance of Random Forest to SVM, a study by Khan et al. (2024) found that SVM still outperformed Random Forest using a dataset to perform sentiment analysis. Although SVM seems to be performing really well in differentiating between positive and negative texts according to accuracy metrics, the best choice of a model to perform sentiment analysis will vary according to the nature of the dataset and its complexity.

## 2.4 Explainable Artificial Intelligence (XAI)

Explainable AI in NLP generally focuses on the development of methodologies to ensure that NLP models are more interpretable and transparent, thus, helping users to understand how the models make decisions or generate relevant outputs. According to Khun et al (2021) explainable natural language processor (XNLP) is an interactive browser-based system embodying a living survey of recent state of the art research in the field of XAI within the domain of NLP. Furthermore, these systems are incredibly important since the NLP models, especially deep learning complex ones, can function as black boxes so to speak, making it difficult to understand how they arrive at specific predictions or classifications. XAI can help us understand these so-called black-boxes. An example of this is that when AI system rejects a loan application, the applicant should be entitled to understand why that decision has been made to ensure that the compliance with laws and regulations are met. This helps the user to understand what needs to be achieved in terms of being compliant with regulatory regulations (Saeed & Omlin, 2023).

## 2.5 BERT in Contextual Language Modelling

BERT can be defined as a transformer-based language model that utilises a bidirectional approach to linguistic modeling, allowing it to be trained to understand text in both directions—forward and backward. This bidirectional capability distinguishes BERT from traditional unidirectional language models (Cesar et al., 2023). BERT also utilises a masked language modelling (MLM) approach that is able to randomly mask out certain words in a sentence that allows for a model to be trained and to predict the masked words which makes it unique from traditional language models (Cesar et al., 2023; Rokon, 2023). Masked Language Modeling (MLM) enables BERT to learn context in a non-linear manner, making it highly robust and reliable in understanding the intricate relationships between words and phrases. Additionally, BERT employs Next Sentence Prediction (NSP), which allows the model to determine logical sentence flow, helping it capture relationships at the sentence level. This capability is essential for BERT to handle complex language tasks effectively (Rokon, 2023)



The Figure 1 outlines a process for expanding and refining a multilingual lexicon with sentiment scores for various languages, followed by data visualisation to analyse sentiment trends across languages.

### 3.1.1 Original Lexicon Cleaning

The initial lexicon contained just over 3000 French and Ciluba words with an assigned sentiment score, the part of speech (POS), and the words categorical sentiment (neutral, negative, and positive). With none of the authors being able to speak either of these languages it was difficult to identify any potential spelling errors or missing special characters. Therefore, the lexicon was fed to ChatGPT 0-1 preview, which has advanced reasoning capabilities and is able to deal with large amounts of text, to identify any errors in the French words before these errors are carried downstream in the translation process. The identified errors were corrected manually on the lexicon in Microsoft Excel. Exact duplicates, the same word with the same sentiment and part of speech, were removed from the data frame and any trailing or leading blank spaces were removed. This allowed for a clean lexicon to be expanded to South African and the DRC languages.

### 3.1.2 Lexicon Expansion

The Lexicon was expanded in both columns and rows. Firstly, Google Translates' API was used to translate the French words into English, which all authors can speak and could therefore identify errors. Thereafter 250 commonly used English words that were not present in the lexicon were added to create a more comprehensive set of words. The Google Translate API was then again used to translate the English words, including those added, into three South African languages namely, Afrikaans, Sepedi, and Zulu, extending the lexicon to not only have more languages but also more words. The authors who could speak the respective translated languages then manually went through the lexicon to identify and fix errors in translations from the google translate API, resulting in an accurately expanded *Lexicon*.

### 3.1.3 Language Specific Sentiment Addition

It was noticed through the process that there was only a single sentiment score across the Lexicon for all of the languages, which raised the question whether this would be an accurate representation of sentiment for each of the languages. In an attempt to capture sentiment for words that could differ across languages due to cultural significance, the expanded lexicon was given to ChatGPT 0-1 to generate sentiment scores for each word per language. The new version of the LLM has the ability to process these languages and it was therefore hypothesised that it would be able to add sentiment scores to the words. To evaluate the difference in sentiment across languages a new lexicon was created which contained sentiment scores per language, to serve as a comparison for the expanded lexicon with a single sentiment score across all languages.

### 3.1.4 Exploratory Data analysis (EDA)

EDA was performed on the lexicon with the language specific sentiments in order to determine if there was any effect on sentiment based on the language (Figure 2). The correlation between the original sentiment values and the language specific sentiment values were calculated and visualised. To gain an understanding into the distribution of sentiment in the expanded lexicon. And where there are potential gaps in the data, the distribution of sentiment scores and the parts of speech were visualised as well. With a cleaned expanded lexicon and an understanding of the data sentiment analysis, machine learning could be performed.











To better understand the model's decision-making process in assigning sentiment to a word based on context, Integrated Gradients, a post-hoc XAI technique, is implemented using the Captum library (Sithakoul, Meftah, and Feutry, 2024). As a post-hoc method, it was applied after predictions were made to explain the reasoning behind those predictions. Integrated Gradients were used as it is a model agnostic, meaning there was no need to change the architecture of the BERT model for explanations to be made using the XAI technique. For each test sentence, the target word was marked using the same [Target] tokens as described in section 3.4.2, which placed focus on the target word for attribution calculations within the sentence. The input embeddings corresponding to the tokenized sentence were extracted from BERT's embedding layer and gradient computation allowed for the attributions of each token in the sentence with regard to its influence in sentiment prediction of the target word. The attributions were visualised using heat maps to show the attribution scores of each word in a sentence, tokens with higher attribution scores would indicate that they place a large role in determining the sentiment of the target word.

## 4. RESULTS

### 4.1 Exploratory Data Analysis

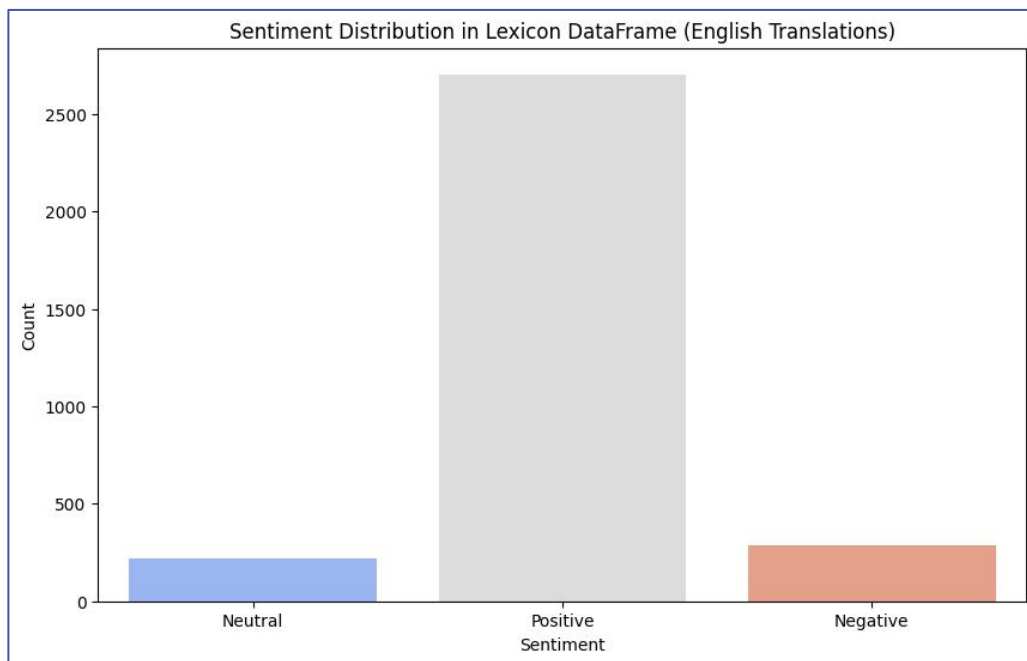


Figure 4 Sentiment Score in the Lexicon.

Figure 4 reveals the distribution of Neutral, Positive and Negative sentiment values for a lexicon after being translated to English.

**Positive sentiment.** The bar chart shows that there are more positive words on the lexicon. There are approximately 2500 positive words in the lexicon, and this makes the positive sentiment dominant class in this lexicon. This skew is because of the positivity being many compared to the other words.

**Neutral and negative sentiment.** Words categorised under this sentiment are fewer compared to the positive sentiment. There are about 200-300 words under the neutral and negative category, and this indicates that there are few words to create a negative or neutral sentence. This imbalance means more positive emotional sentences can be created rather than negative or neutral sentences. More neutral and negative words were manually added to balance the distribution and the skewness of the bar chart.



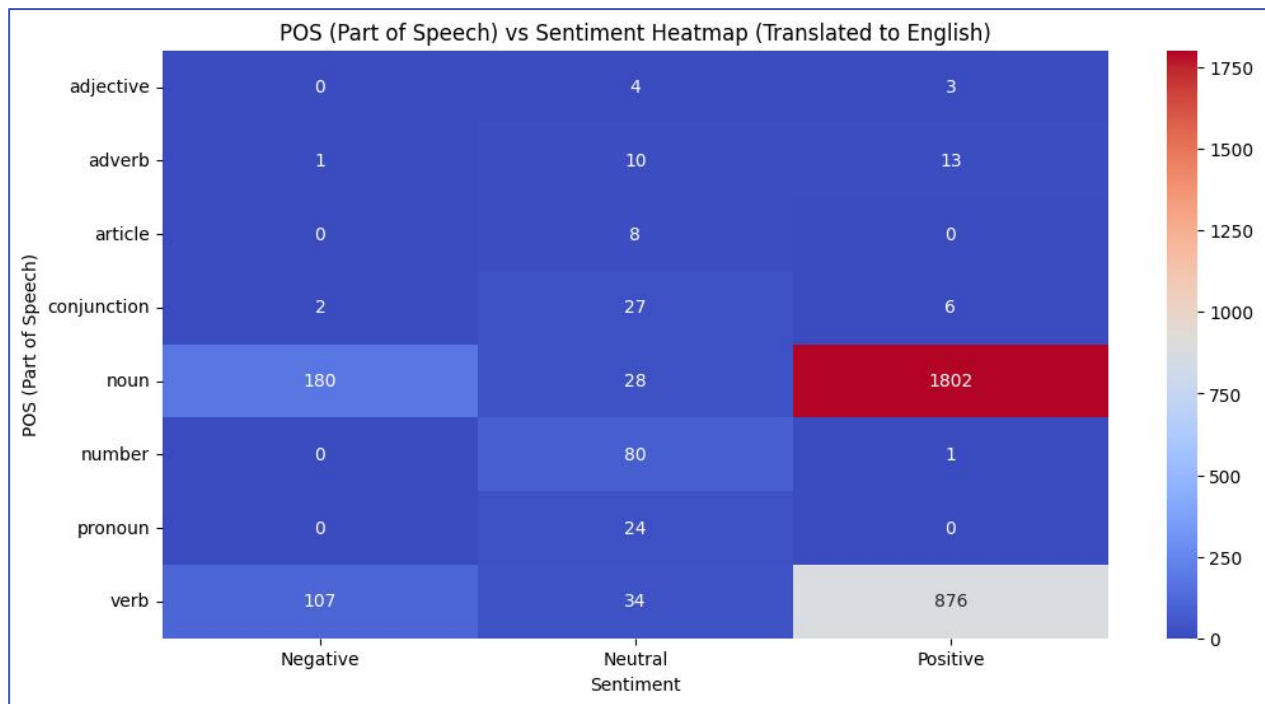


Figure 5 Heatmap Showing Parts of Speech Against Sentiment.

The heatmap shown in Figure 5 provides a visual representation of the relationship between Parts of Speech (POS) and sentiment classifications for the lexicon. Negative, neutral, and positive within a translated lexicon results are shown by the heatmap. On the vertical axis, various POS categories, such as nouns, verbs, and adjectives, are displayed, with colour intensity indicating the volume of words in each sentiment category (Figure 6). Notably, nouns dominate the positive sentiment category, with over 1800 classified as positive, aligning with earlier sentiment distribution, findings that favoured positivity. In contrast, only about 180 nouns are categorised as negative, and a mere 28 as neutral.

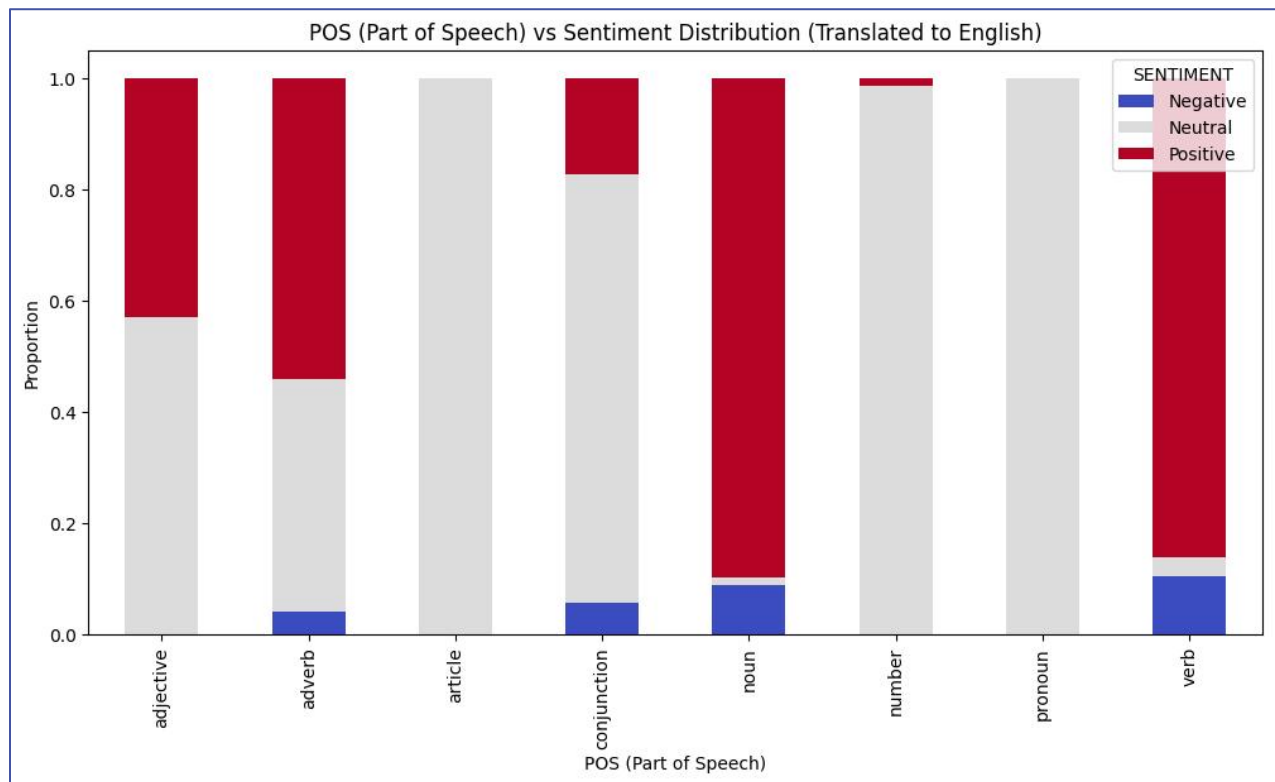


Figure 6 POS Against Sentiment Distribution.

This prevalence of positive nouns suggests that the lexicon predominantly reflects favourable objects, people, or concepts. Verbs also exhibit a positive sentiment trend, with more than 876 classified positively, while negative and neutral verbs are less common, numbering 107 and 34, respectively. This indicates that the actions represented in the lexicon are generally perceived positively. In contrast, adjectives and adverbs show minimal representation across sentiment categories, with only a few words classified as positive or neutral (Figure 6). This lack of descriptive terms points to the limitations in the lexicon. Additionally, other POS categories, such as conjunctions, pronouns, articles, and numbers, show minimal sentiment representation, which is expected as these words primarily serve grammatical functions rather than conveying sentiment on their own. This stacked bar chart shows the proportions of negative, neutral, and positive sentiments across different POS categories (Figure 6). The stacked bar chart reveals how different parts of speech (POS) express varying sentiment negative, neutral, and positive. This analysis aligns well with our earlier findings. Notably, nouns and verbs emerge as positivity, with verbs standing out for their overwhelmingly upbeat tone. This suggests that action-oriented language tends to be favourable within this dataset. In addition, adjectives and adverbs present a more mixed of sentiments. While they show both positive and neutral sentimentality, adverbs also introduce a slight hint of negativity. This indicates that although these descriptive words add emphasis, they do not always clearly signal a positive or negative sentiment, adding a layer of complexity to how we interpret them in sentiment analysis. Articles and pronouns remain firmly neutral, given their typical role in providing structure rather than emotional nuance (Figure 6). Conjunctions also show a slight presence in both positive and neutral sentiments but generally lean towards neutrality, reinforcing their function as connectors rather than sentiment bearers. Overall, the prevalence of neutral sentiment in certain POS types underscores their structural role, while nouns and verbs more directly influence emotional expression (Figure 7).

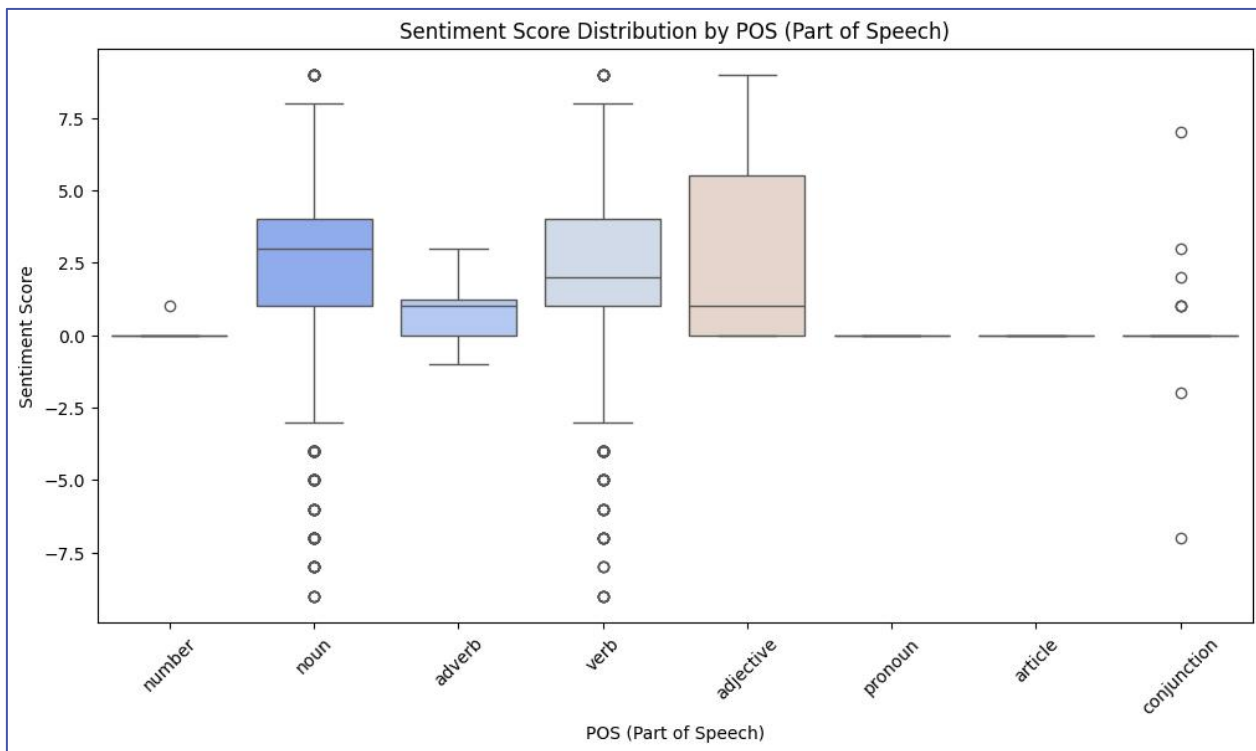


Figure 7 Box Plot Showing the Sentiment Score Variability Within Each POS Category.

The box plot shown in Figure 7 offers valuable insights into the variability of sentiment scores across different Parts of Speech (POS) categories. Nouns and verbs emerge as key players, with nouns demonstrating a wide range of positive sentiment, while verbs show a generally high positive median but also include some notable negative outliers (Figure 7). This indicates that nouns consistently convey positive sentiment, whereas verbs, although predominantly positive, exhibit some variability likely due to the contextual differences in the actions they describe. Adjectives also reveal a high median sentiment score, reflecting their role in expressing strong sentiments, often positive though there is some variability in their usage. In contrast, adverbs display a narrower range around a positive sentiment, with occasional negative outliers suggesting that while they tend to be positive, they can introduce negative nuances depending on the context (Figure 7). Functional words

such as conjunctions, pronouns, and articles show little variance in sentiment, clustering tightly around neutral scores. This aligns with their primary grammatical role, rather than contributing emotional weight. Overall, the distributional insights from this plot highlight that nouns, adjectives, and verbs play significant roles in shaping sentiment, while functional words like articles and pronouns have minimal impact on sentiment expression (Figure 8).

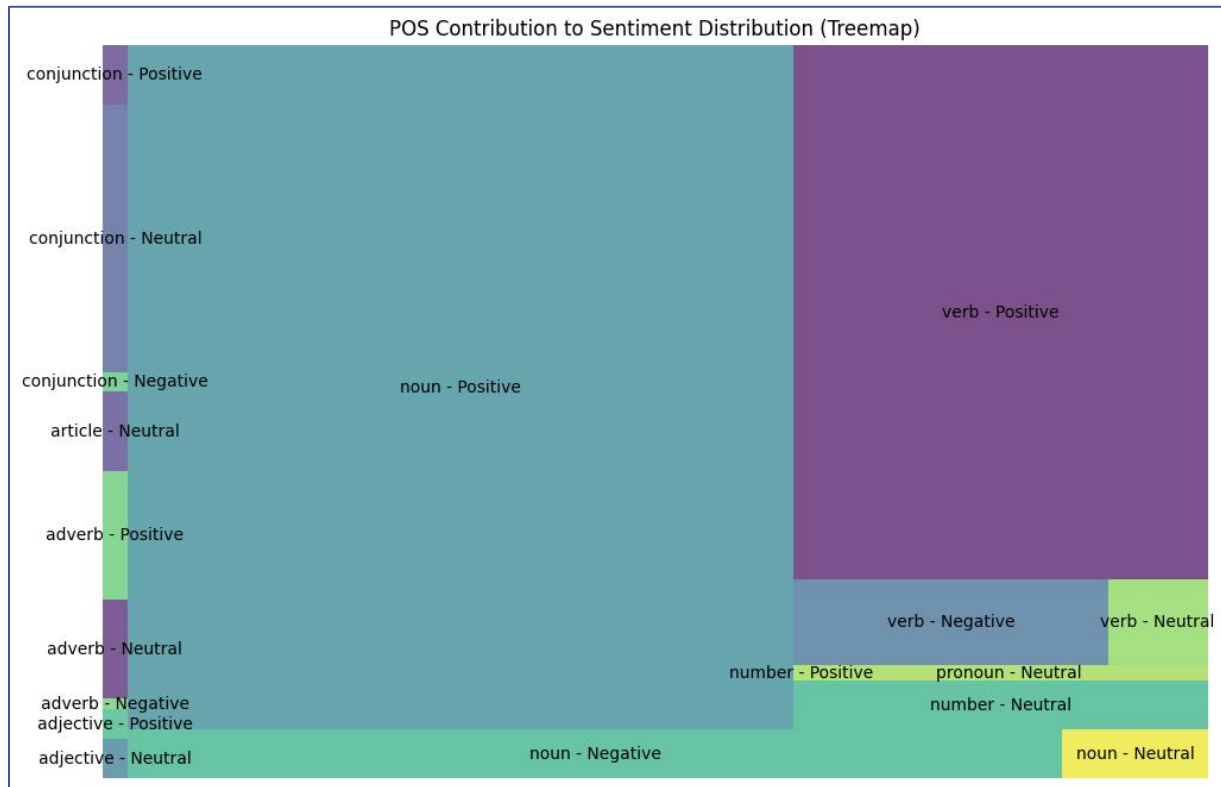


Figure 8 Sentiments per Word based on Significance.

The Lexicon contains different sentiments per word based on the significance in the languages based on cultural significance (preserving the meaning of the word across different languages). So Figure 8 visualisations look at the difference between the sentiment for different languages. The treemap offers a visual breakdown of each Part of Speech (POS) type's contribution to overall sentiment, categorised into positive, negative, and neutral sentiments (Figure 8). Nouns occupy a significant area within both the positive and neutral sentiment sections, highlighting their role as primary carriers of sentiment in the Lexicon. This observation aligns with their high frequency and substantial contributions noted in other analyses. Similarly, verbs constitute a large portion of the positive sentiment area, reinforcing the earlier finding that action words in this Lexicon tend to skew positively.

This trend suggests that the Lexicon favours verbs that express constructive actions and positive outcomes. Adjectives and adverbs appear in both the positive and neutral sections, with smaller representations in the negative area, confirming their mixed sentiment contributions. Furthermore, they generally support positive sentiment, they also add to neutrality and occasionally introduce negativity. In contrast, articles, pronouns, and conjunctions remain largely neutral, confirming their limited influence on sentiment analysis, consistent with their grammatical function rather than a semantic one. This analysis underscores how different parts of speech contribute to sentiment in distinct ways, revealing the underlying structure of language where content words drive emotional meaning while function words primarily provide grammatical structure. Together, figures 7-10 visualisations illustrate that nouns and verbs are the main drivers of sentiment, especially positive sentiment, indicating that content words serve as the primary bearers of emotional meaning. Adjectives and adverbs provide nuanced sentiment, often leaning positive but exhibiting some variability, which reflects their role in enhancing sentiment intensity and emphasis.

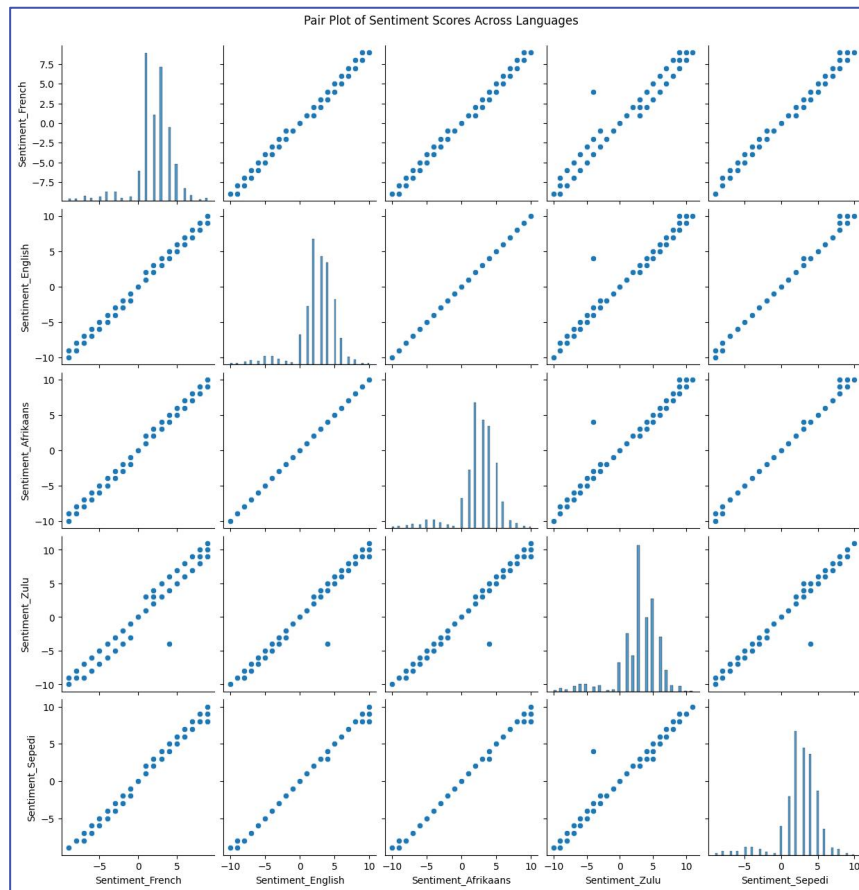


Figure 9 Sentiment Score Against Languages.

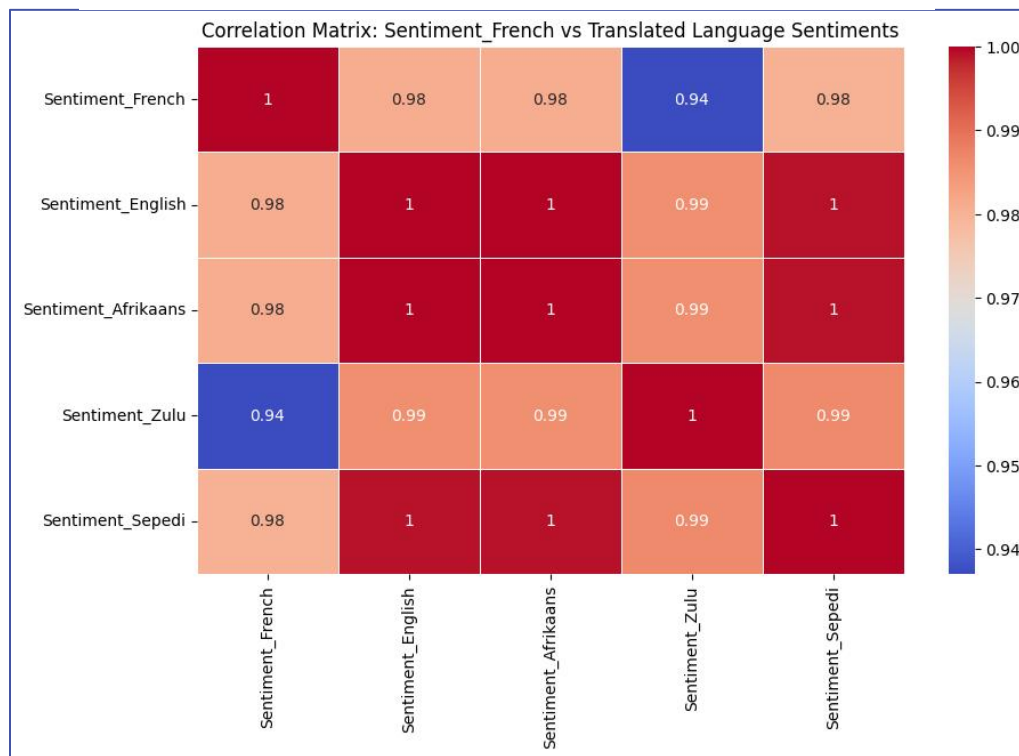


Figure 10 French Sentiment vs Translated Language Sentiments.

The confusion matrix shows high correlations across translations in French, English, Afrikaans, and Sepedi, with values ranging from 0.98 to 1 (Figure 10). This indicates effective translation of sentiments across these languages. The slightly lower correlation between French and Zulu suggests minor differences in sentiment





The French language has the highest peaks, indicating a higher density of positive words between the 0 to 5 sentiment score. The Zulu language has a higher density of the higher positive words, between a sentiment score of 5-7. The lexicon shows a considerably lower density of words with a negative sentiment score, across all languages.

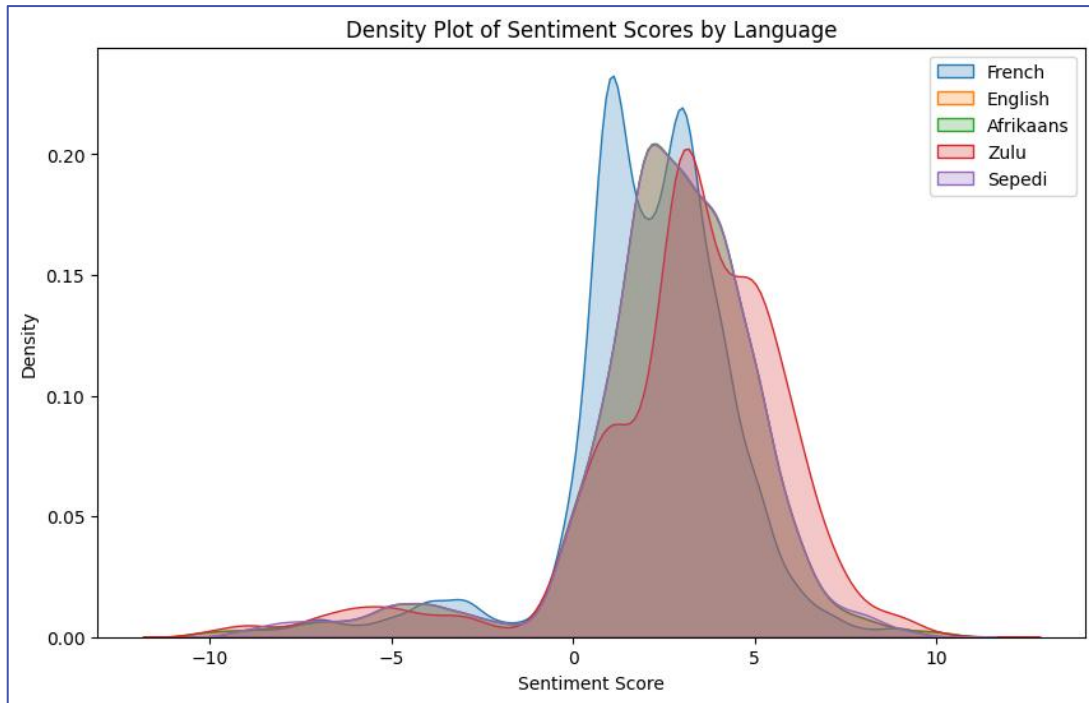


Figure 13 Sentiments by Language.

## 4.2 Sentiment Analysis

### 4.2.1 Source Language: Afrikaans

	sentence	source_language	target_language	translated_text
0	Ek vertrou haar	afrikaans	zulu	mina thembeka ake
1	Ek vertrou haar	afrikaans	sepedi	ke tshupo yena
2	Ek vertrou haar	afrikaans	english	i trust her
3	Bestuur na die stad.	afrikaans	english	drive to the city

### Table 2: Sentiment Analysis Results

	total_score_avg	word_scores_avg	sentiment_avg	total_score_v2	word_scores_v2	sentiment_v2	vader_compound	vader_sentiment
0	2.600000	ek:0; vertrou:0; haar:2.6	positive	2.600000	ek:0; vertrou:0; haar:2.6	positive	0.0000	neutral
1	2.600000	ek:0; vertrou:0; haar:2.6	positive	2.600000	ek:0; vertrou:0; haar:2.6	positive	0.0000	neutral
2	2.600000	ek:0; vertrou:0; haar:2.6	positive	2.600000	ek:0; vertrou:0; haar:2.6	positive	0.0000	neutral
3	4.666667	bestuur:0; na:0; die:0.0; stad:4.666666666666667	positive	4.666667	bestuur:0; na:0; die:0; stad:4.666666666666667	positive	-0.5994	negative

Figure 14 Sentiment Performed by V2 Sentiment Analysis.

Figure 14 shows translated texts with positive sentiment performed by the V2 advanced sentiment analysis. In comparison to this, the Vader sentiment analysis shows neutral and negative sentiment for the above sentences. The Vader sentiment is a built in tool to perform sentiment analysis, but it is not correctly identifying sentiments which could be because of the languages used in the expanded lexicon, therefore, the V2





Figure 17 Comparison of Sentiment Score Distributions.

The V2 advanced sentiment analysis correctly identified the sentiments in the sentences given, while the Vader compound struggled to correctly identify the sentiment (figures 18-19).

#### 4.2.2 Source Language: English

### Table 1: Translations

	sentence	source_language	target_language	translated_text
0	I want food.	english	zulu	mina funa ukudla
1	I want to dance with you.	english	zulu	mina funa ukudansa nabo wena
2	Come to uncle Josh.	english	zulu	fika uku umalume josh
3	I am happy today.	english	zulu	nginguye jabulile namhlanje
4	What do you want to watch?	english	zulu	yini yenza wena funa uku buka
5	Waiting to dance to accompany you.	english	zulu	lindizayo ukudansa ukuhambisana wena
6	Have you eaten?	english	zulu	hamba wena udleke
7	Thank you.	english	sepedi	re a leboga
8	I want food.	english	sepedi	ke o nyaka dijo
9	Follow me home for fun.	english	sepedi	latelela nna gae bakeng sa monate
10	Come to uncle Josh.	english	sepedi	etla go filha go: malome josh
11	I am happy today.	english	sepedi	ke nna thabile lehono
12	Waiting to dance to accompany you.	english	sepedi	letile go bina go felegetša wena
13	Thank you.	english	french	merci
14	Have a good day	english	french	avoir une bonnejournée
15	I want food.	english	french	je vouloir aliment
16	I want to dance with you.	english	french	je vouloir danser avec vous
17	Come to uncle Josh.	english	french	venir à oncle josh
18	Waiting to dance to accompany you.	english	french	attente danser accompagner vous
19	Thank you.	english	ciluba	tuasakadila

Figure 18 English Sentences Translated to Different Target Languages.

### Table 2: Sentiment Analysis Results

	total_score_avg	word_scores_avg	sentiment_avg	total_score_v2	word_scores_v2	sentiment_v2	vader_compound	vader_sentiment
0	6.500000	i:0.0; want:3.5; food:3.0	positive	7.000000	i:0; want:4; food:3	positive	0.0772	positive
1	5.900000	i:0.0; want:3.5; to dance:2.4; with:0.0; you:0.0	positive	6.400000	i:0; want:4; to dance:2.4; with:0; you:0	positive	0.0772	positive
2	7.666667	come:3.3333333333333335; to:0.0; uncle:4.33333...	positive	7.666667	come:3.3333333333333335; to:0; uncle:4.3333333...	positive	0.0000	neutral
3	9.166667	i am:3.0; happy:4.5; today:1.6666666666666667	positive	10.500000	i am:3; happy:5; today:2.5	positive	0.5719	positive
4	6.750000	what:0.0; do:1.5; you:0.0; want:3.5; to:0.0; w...	positive	7.750000	what:0; do:2.0; you:0; want:4; to:0; watch:1.75	positive	0.0772	positive
5	8.900000	waiting:2.5; to dance:2.4; to accompany:4.0; y...	positive	9.400000	waiting:3; to dance:2.4; to accompany:4; you:0	positive	0.0000	neutral
6	6.500000	have:3.0; you:0.0; eaten:3.5	positive	9.000000	have:3; you:0; eaten:6	positive	0.0000	neutral
7	5.000000	thank you:5.0	positive	5.000000	thank you:5	positive	0.3612	positive
8	6.500000	i:0.0; want:3.5; food:3.0	positive	7.000000	i:0; want:4; food:3	positive	0.0772	positive
9	9.000000	follow:2.0; me:0.0; home:5.0; for:1.0; fun:1.0	positive	10.000000	follow:2; me:0; home:6; for:1; fun:1	positive	0.5106	positive
10	7.666667	come:3.3333333333333335; to:0.0; uncle:4.33333...	positive	7.666667	come:3.3333333333333335; to:0; uncle:4.3333333...	positive	0.0000	neutral
11	9.166667	i am:3.0; happy:4.5; today:1.6666666666666667	positive	10.500000	i am:3; happy:5; today:2.5	positive	0.5719	positive
12	8.900000	waiting:2.5; to dance:2.4; to accompany:4.0; y...	positive	9.400000	waiting:3; to dance:2.4; to accompany:4; you:0	positive	0.0000	neutral
13	5.000000	thank you:5.0	positive	5.000000	thank you:5	positive	0.3612	positive
14	7.000000	have:3.0; a:0.0; good day:4.0	positive	7.000000	have:3; a:0; good day:4	positive	0.4404	positive
15	6.500000	i:0.0; want:3.5; food:3.0	positive	7.000000	i:0; want:4; food:3	positive	0.0772	positive
16	5.900000	i:0.0; want:3.5; to dance:2.4; with:0.0; you:0.0	positive	6.400000	i:0; want:4; to dance:2.4; with:0; you:0	positive	0.0772	positive
17	7.666667	come:3.3333333333333335; to:0.0; uncle:4.33333...	positive	7.666667	come:3.3333333333333335; to:0; uncle:4.3333333...	positive	0.0000	neutral
18	8.900000	waiting:2.5; to dance:2.4; to accompany:4.0; y...	positive	9.400000	waiting:3; to dance:2.4; to accompany:4; you:0	positive	0.0000	neutral

Figure 19 Sentiment Analysis Results.

The sentences have positive sentiments according to the sentiment average values, the V2 advanced sentiment analysis is able to correctly identify the sentiment analysis for the given sentences, while the Vader sentiment struggles to correctly identify the sentiments in the given texts (Figure 19). There are a number of reasons why the Vader sentiment is not performing well, it is due to the nature of the sentences and the lack of punctuation. Vader sentiment struggles in correctly identifying sentiments behind these sentences (Figure 20).

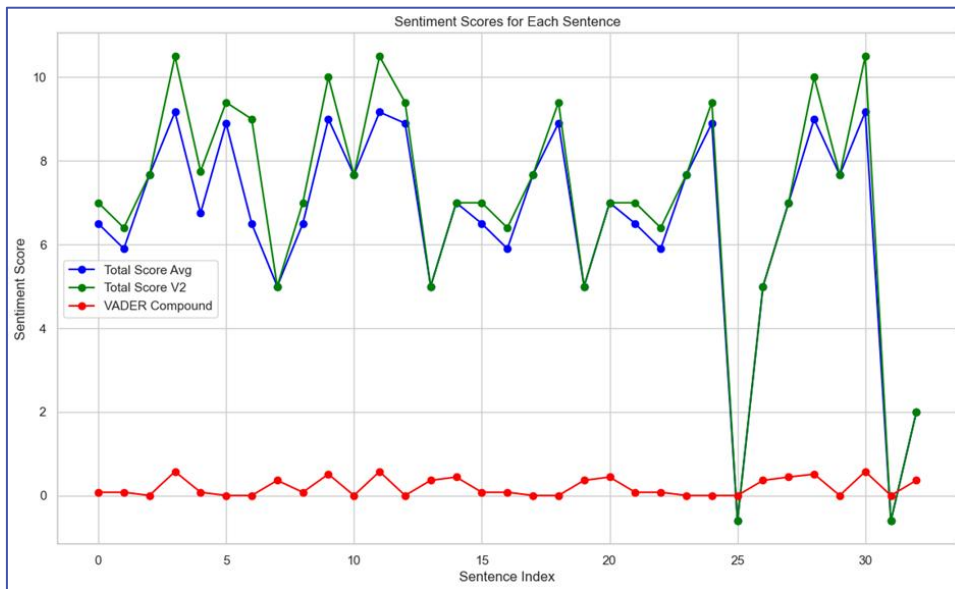


Figure 20 Sentiment Scores for Each Sentence.

The V2 advanced sentiment analysis is able to correctly identify the sentiments as either positive or negative, however, it is not extremely accurate in identifying the sentiment score, but performs well overall, while the

Vader compound struggles to correctly identify the sentiment and its scores. The Vader compound performs poorly in identifying the sentiment and their scores (Figure 21).

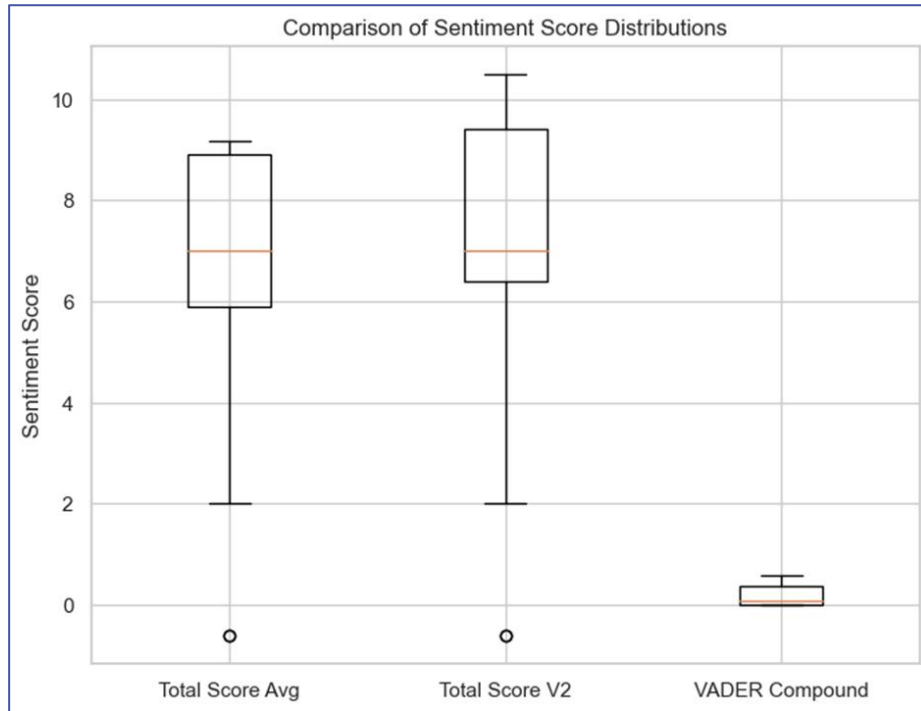


Figure 21 Comparison of Sentiment Score Distributions.

The distribution of sentiments is poorly distributed for the Vader compound due to its poor performance. Vader is identifying sentiments, while the distribution of V2 advanced sentiment analysis is more spread out compared to the total score average. The V2 advanced sentiment analysis is able to correctly identify the overall sentiment but struggled with the specific scores which results in the spread-out distribution observed in figures 21 and 22.

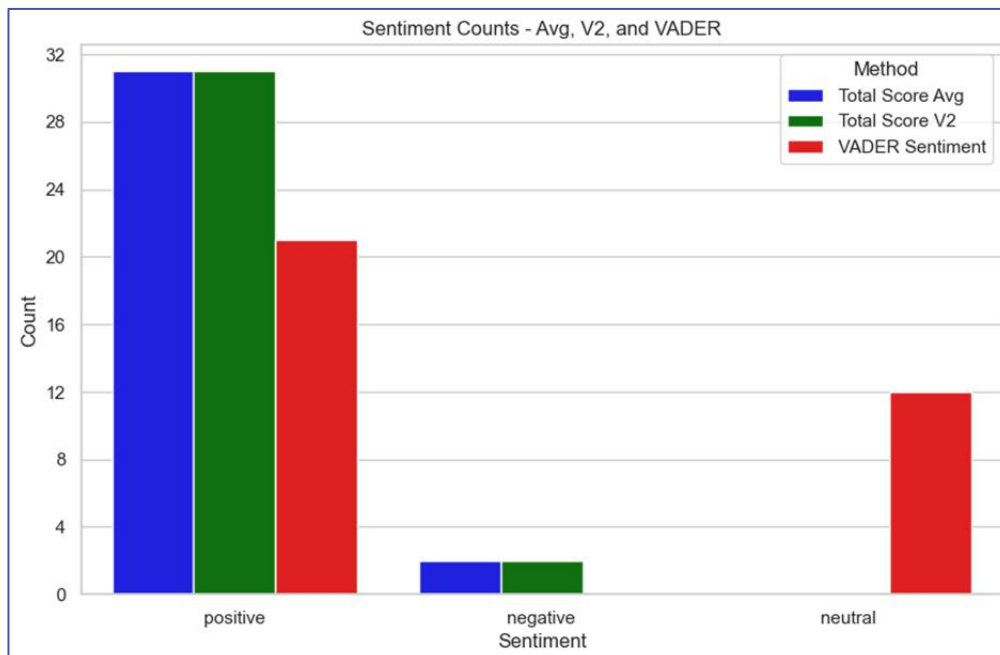


Figure 22 Sentiment Counts.



The V2 advanced sentiment analysis was able to correctly identify the sentiments in the sentences according to the total score average, while the Vader sentiment struggled to correctly identify the sentiments and misclassified some as neutral that should have been positive (Figure 22). The V2 advanced sentiment analysis is able to correctly identify the sentiments as either positive or negative, while the Vader sentiment analysis struggles by identifying the sentiments as neutral (figures 23-24).

### 4.2.3 Source Language: Sepedi

### Table 1: Translations

	sentence	source_language	target_language	translated_text
0	Go tšhaba go wa.	sepedi	zulu	ukwesaba ukuwa
1	Go letela ngwedi.	sepedi	zulu	ukulindela inyanga
2	Ke motho le go tšhaba kotlo.	sepedi	zulu	mina umuntu futhi ukwesaba inhlawulo
3	O rata go letela tše mpe.	sepedi	zulu	uthanda ukulindela ezimbi
4	Go tšhaba go wa.	sepedi	zulu	ukwesaba ukuwa
5	Go tšhaba go wa.	sepedi	english	to fear to fall
6	Go letela ngwedi.	sepedi	english	to expect moon
7	O rata go letela tše mpe.	sepedi	english	you like to expect bad things
8	Go tšhaba go wa.	sepedi	afrikaans	tot vrees om te val

### Table 2: Sentiment Analysis Results

	total_score_avg	word_scores_avg	sentiment_avg	total_score_v2	word_scores_v2	sentiment_v2	vader_compound	vader_sentiment
0	-1.000000	go tšhaba:0; go wa:-1.0	negative	-1.00	go tšhaba:0; go wa:-1	negative	0.0	neutral
1	3.250000	go letela:1.0; ngwedi:2.25	positive	3.25	go letela:1; ngwedi:2.25	positive	0.0	neutral
2	2.166667	ke:0.0; motho:1.0; le:0.0; go tšhaba:0; kotlo:...	positive	4.00	ke:0; motho:1; le:0; go tšhaba:0; kotlo:3.0	positive	0.0	neutral
3	1.000000	o rata:9.0; go letela:1.0; tše mpe:-9.0	positive	1.00	o rata:9; go letela:1; tše mpe:-9	positive	0.0	neutral
4	-1.000000	go tšhaba:0; go wa:-1.0	negative	-1.00	go tšhaba:0; go wa:-1	negative	0.0	neutral
5	-1.000000	go tšhaba:0; go wa:-1.0	negative	-1.00	go tšhaba:0; go wa:-1	negative	0.0	neutral
6	3.250000	go letela:1.0; ngwedi:2.25	positive	3.25	go letela:1; ngwedi:2.25	positive	0.0	neutral
7	1.000000	o rata:9.0; go letela:1.0; tše mpe:-9.0	positive	1.00	o rata:9; go letela:1; tše mpe:-9	positive	0.0	neutral
8	-1.000000	go tšhaba:0; go wa:-1.0	negative	-1.00	go tšhaba:0; go wa:-1	negative	0.0	neutral

Figure 23 Translation and Sentiment Analysis Results.

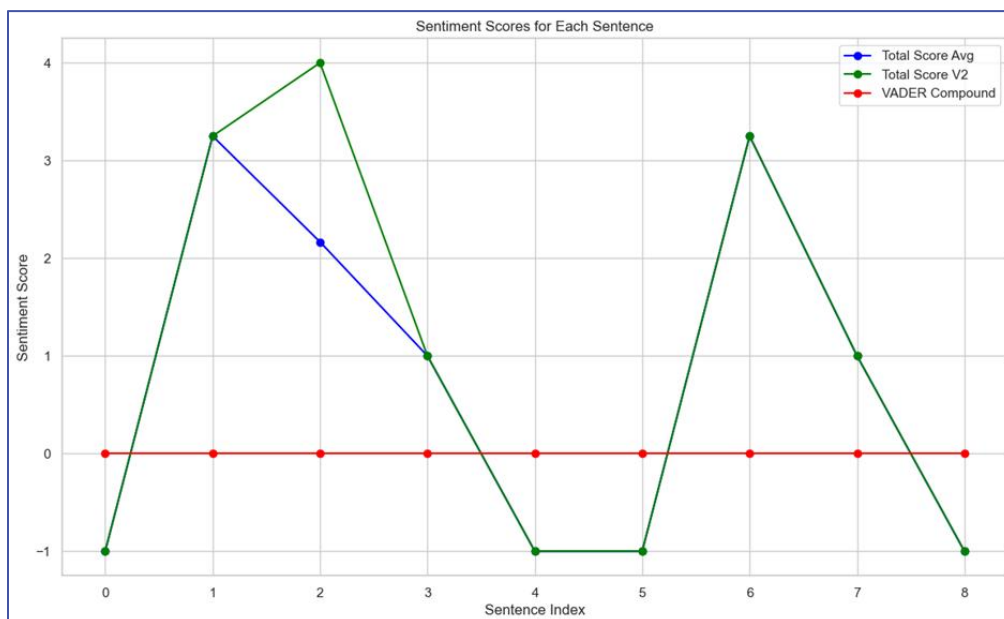


Figure 24 Sentiment Score for Each Sentence.

The Vader compound was not able to identify any of the sentiments as all the sentiments are classified as neutral, while the V2 sentiment struggles in some sentences, but shows a good performance of sentiment analysis overall compared to the total score average.

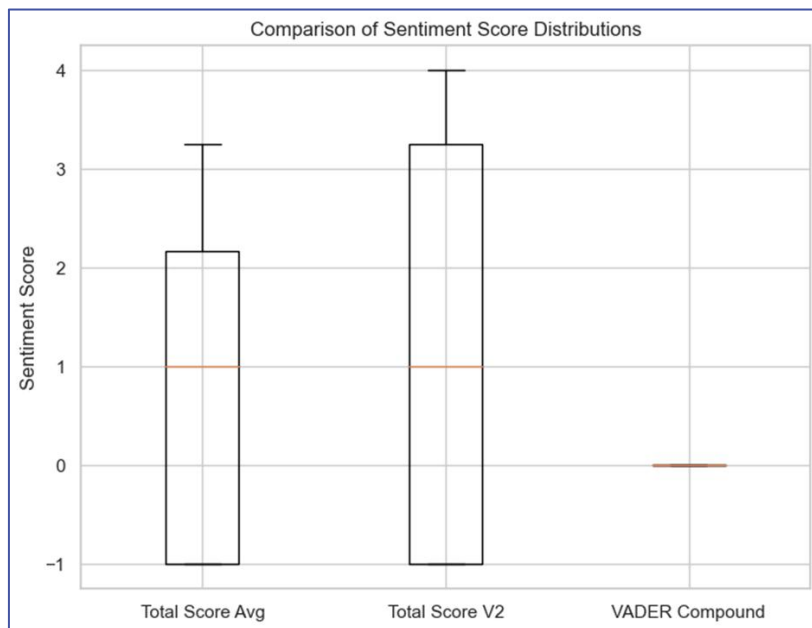


Figure 25 Sentiment Score Distributions.

There is no distribution of sentiment analysis for the Vader compound, as it classified all the sentiments as neutral, while the V2 sentiment is more distributed compared to the total score average, due to some misclassifications, however, the mean is the same in the V2 sentiment analysis as well as the total score average.

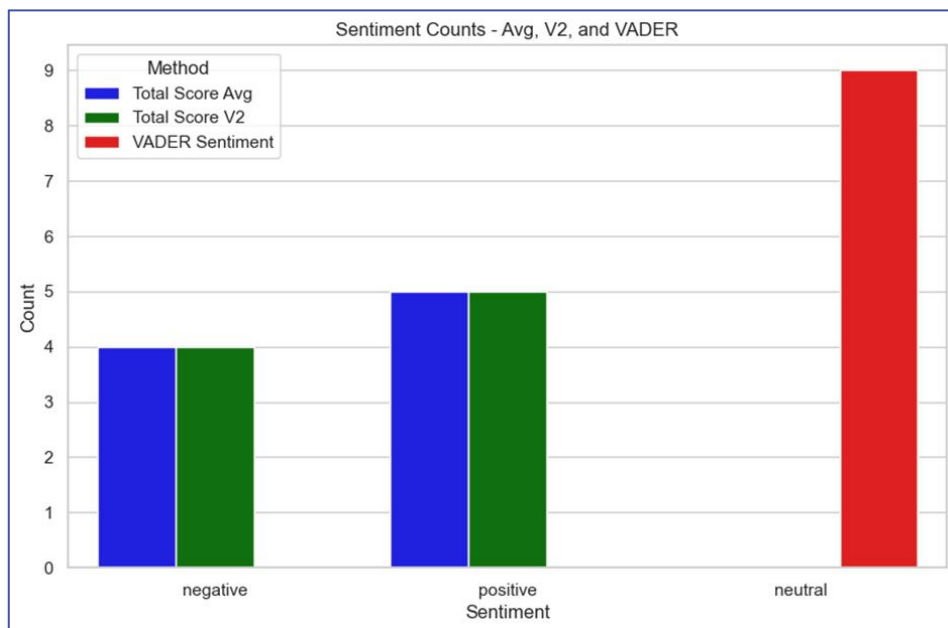


Figure 26 Sentiment Counts.

The V2 was able to correctly classify the sentiments as either positive or negative, while the Vader sentiment classified all the sentiments as neutral (figures 27-28).

#### 4.2.4 Source Language: Zulu

### Table 1: Translations

	sentence	source_language	target_language	translated_text
0	Ngiyabathanda abantu abazinakekelayo	zulu	english	i love them women those who are caring
1	kubalulekile ukuzinakekela	zulu	english	it's important to take care of oneself
2	yenza okufunayo	zulu	english	make what you want
3	uphatha kabi abantu	zulu	english	you treat badly women
4	uthanda izinto ezimbi	zulu	english	you like things bad things
5	Ngiyabathanda abantu abazinakekelayo	zulu	sepedi	ke a ba rata basadi bao ba kgathalago
6	Mase ubona engathi umuthanda kakhulu muyeke	zulu	sepedi	ge o bona bjalo ka o a mo rata ka bontši mo lese
7	yenza okufunayo	zulu	sepedi	dira se o nyakago
8	uphatha kabi abantu	zulu	sepedi	o swara gampe basadi
9	uthanda izinto ezimbi	zulu	sepedi	o rata dilo tše mpe
10	kubalulekile ukuzinakekela	zulu	afrikaans	dit is belangrik om jouself te versorg
11	yenza okufunayo	zulu	afrikaans	maak wat jy wil hê

Figure 27 Translations.

### Table 2: Sentiment Analysis Results

	total_score_avg	word_scores_avg	sentiment_avg	total_score_v2	word_scores_v2	sentiment_v2	vader_compound	vader_sentiment
0	11.75	ngiyabathanda:0; abantu:2.75; abazinakekelayo:9.0	positive	11.75	ngiyabathanda:0; abantu:2.75; abazinakekelayo:9	positive	0.0	neutral
1	5.00	kubalulekile:0.0; ukuzinakekela:5.0	positive	5.00	kubalulekile:0; ukuzinakekela:5	positive	0.0	neutral
2	2.50	yenza:2.5; okufunayo:0.0	positive	3.00	yenza:3; okufunayo:0	positive	0.0	neutral
3	2.75	uphatha:5.0; kabi:-5.0; abantu:2.75	positive	2.75	uphatha:5; kabi:-5; abantu:2.75	positive	0.0	neutral
4	12.00	uthanda:9.0; izinto:3.0; ezimbi:0	positive	12.00	uthanda:9; izinto:3; ezimbi:0	positive	0.0	neutral
5	11.75	ngiyabathanda:0; abantu:2.75; abazinakekelayo:9.0	positive	11.75	ngiyabathanda:0; abantu:2.75; abazinakekelayo:9	positive	0.0	neutral
6	-2.00	mase:0; ubona:0.0; engathi:0.0; umuthanda:-3.0...	negative	-2.00	mase:0; ubona:0; engathi:0; umuthanda:-3; kakh...	negative	0.0	neutral
7	2.50	yenza:2.5; okufunayo:0.0	positive	3.00	yenza:3; okufunayo:0	positive	0.0	neutral
8	2.75	uphatha:5.0; kabi:-5.0; abantu:2.75	positive	2.75	uphatha:5; kabi:-5; abantu:2.75	positive	0.0	neutral
9	12.00	uthanda:9.0; izinto:3.0; ezimbi:0	positive	12.00	uthanda:9; izinto:3; ezimbi:0	positive	0.0	neutral
10	5.00	kubalulekile:0.0; ukuzinakekela:5.0	positive	5.00	kubalulekile:0; ukuzinakekela:5	positive	0.0	neutral
11	2.50	yenza:2.5; okufunayo:0.0	positive	3.00	yenza:3; okufunayo:0	positive	0.0	neutral

Figure 28 Sentiment Analysis Results.

The Vader sentiment once again classifies the sentiments as neutral, while the V2 advanced sentiment analysis correctly classified the sentiments in the sentences translated from the Zulu language to the target languages (figures 27-28). The V2 sentiment analysis correctly identifies the sentiments as either positive or negative but has a few sentences that do not match the total score average, although correctly identified as positive or negative (figures 29-30). The distribution of sentiment scores is almost identical in the V2 sentiment analysis and the total score average, while there is no distribution for the Vader compound as the sentences are classified as neutral . The Vader compound struggles to identify the sentiments from languages such as Zulu and Sepedi and classifies the sentiments as neutral (figures 30-31). The Vader sentiment classifies the sentiments as neutral, while the V2 advanced sentiment analysis correctly classified the sentiments in the sentences to the target languages to either positive or negative.

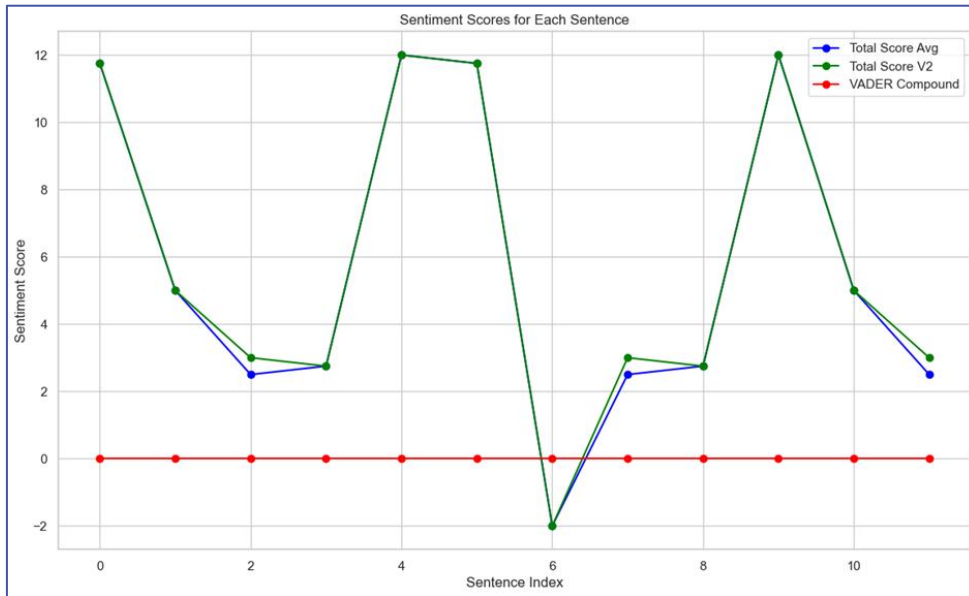


Figure 29 Sentiment Score for Each Sentence.

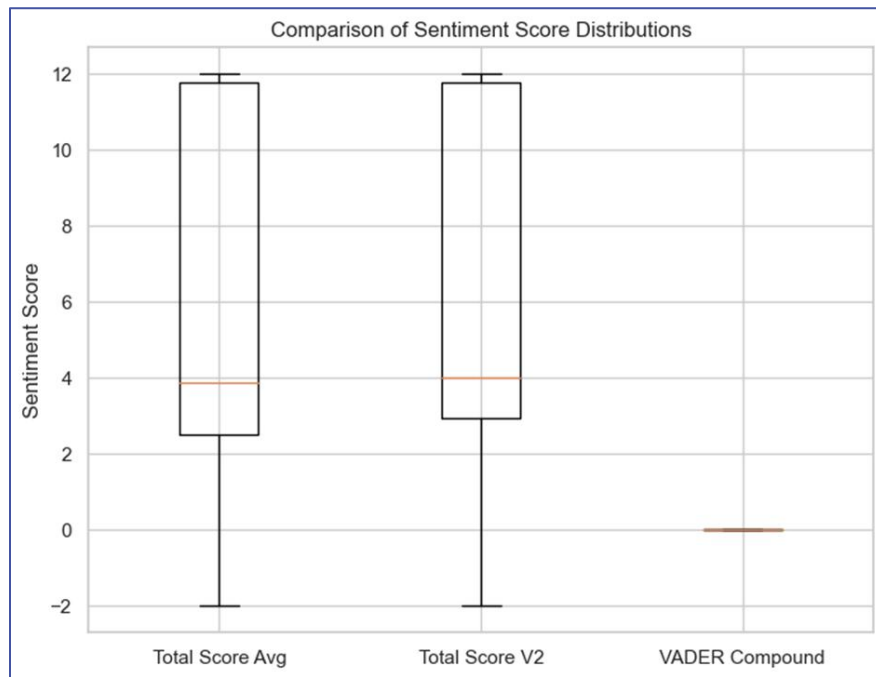


Figure 30 Distribution of Sentiment Scores.

The Random Forest model managed to achieve an accuracy of 66% on our Lexicon (Figure 31). The confusion metrics shows that classes like 'Mot' and 'nombre' are predicted well on the model with a recall and precision value of 0.96 and 0.68 (Figure 31). This indicates that these classes are identified correctly on the model. The precision, however, varies significantly across classes, with many classes for example, "adjectif," "adverb," "pronompersonnel", having zero precision, indicating that the model did not successfully predict these classes. "Mot" and "nombre" have relatively higher precision scores, suggesting that when the model predicted these classes, it was often correct. The F1-score, which balances precision and recall, is low for most classes, with a weighted average of 0.56. The model struggles particularly with classes like "verbe," which has an F1-score of only 0.12, indicating poor performance in both precision and recall for this class (Table 1). This could mean that the model might need more data or features to improve prediction for underperforming classes.

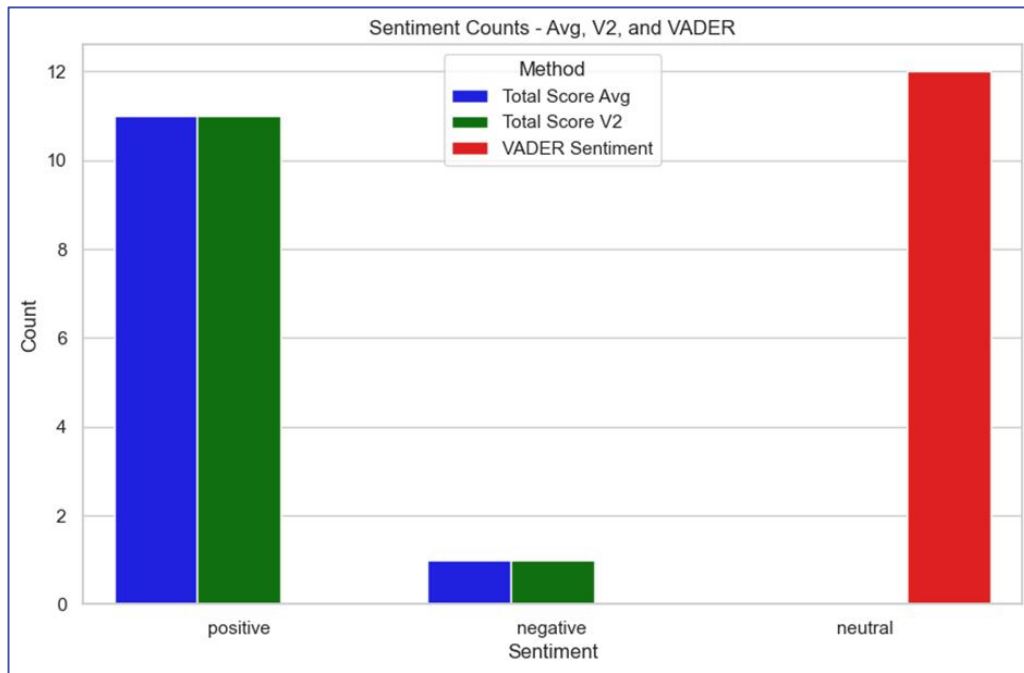


Figure 31 Sentiment Counts.

## 4.3 Machine Learning

### 4.3.1 Random Forest

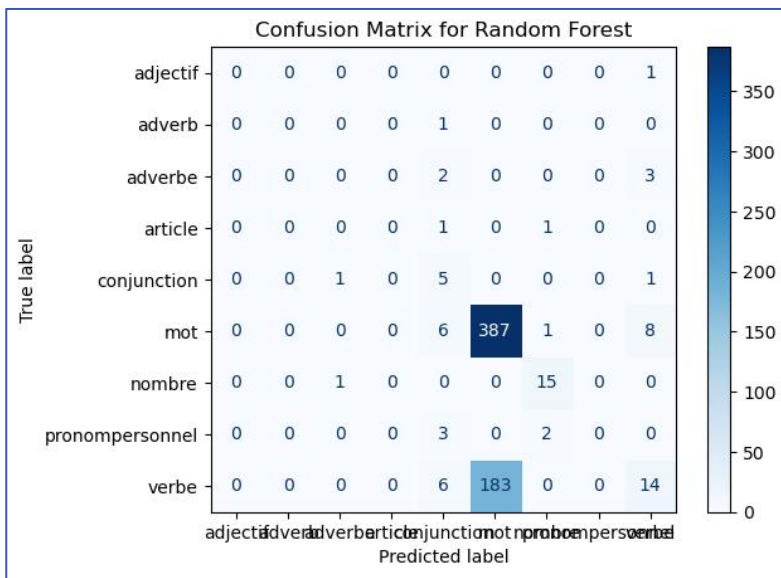


Figure 33 Confusion Matrix for RF.

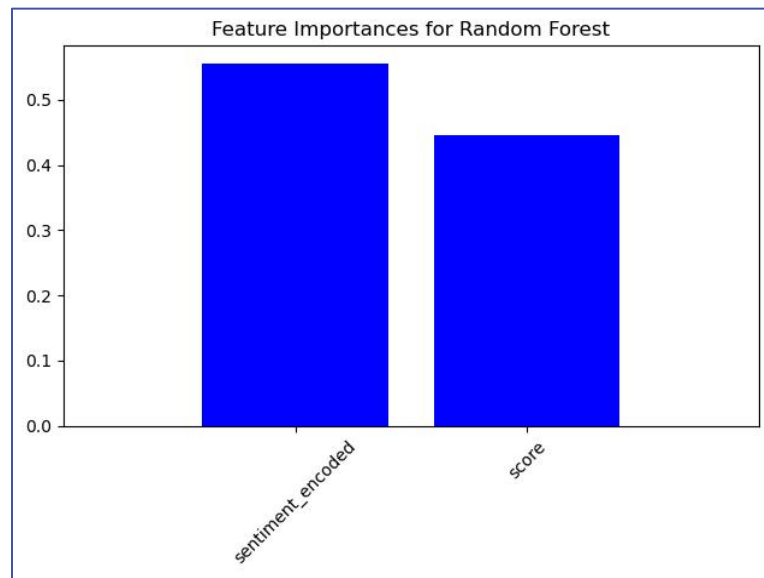


Figure 32 Feature Importance for RF.

The use of receiver operating characteristics (ROC) curves further explains the variation between the nature of the words as individual classes affecting the discrimination thresholds for the model. Overall, Random Forest classes aggregated had an area under curve (AUC) of 0.96 indicating an impressive performance across all the classes (Figure 34-35). While the prediction focus is on the sentiment, understanding the impact of the nature of the words is equally important.



	Precision	Recall	F1-score	Support
adjectif	0.0	0.0	0.0	1
adverb	0.0	0.0	0.0	1
adverbe	0.0	0.0	0.0	5
article	0.0	0.0	0.0	2
conjunction	0.21	0.71	0.32	7
mot	0.68	0.96	0.8	402
nombre	0.79	0.94	0.86	16
pronompersonnel	0.0	0.0	0.0	5
verbe	0.52	0.07	0.12	203
accuracy			0.66	642
macro avg	0.24	0.3	0.23	642
weighted avg	0.61	0.66	0.56	642

Table 1 Performance Metrics for RF.

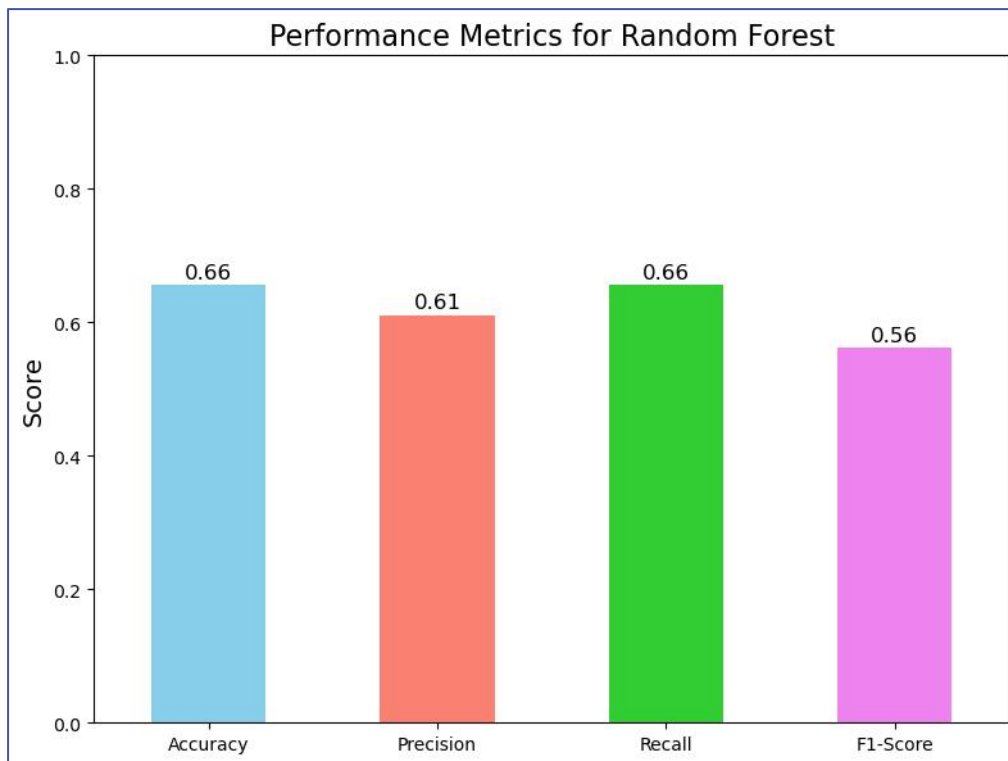


Figure 34 Performance Metrics for RF.

Class *adjectif* has shown poor performance with an AUC of 0.11 (Figure 35). Similarly, class *verbe* and class *adverb* indicated poor performance with the AUC of 0.49 and 0.58 respectively. Class '*mot*' has however

indicated a rather moderate performance with the AUC of 0.64 (Figure 35). Majority of the classes have performed exceptionally well with the following AUCs per class: 0.96 for class 'nombre', 0.97 for class 'article' and 'pronompersonnel', 0.98 for class 'conjunction' and 0.99 for class 'adverb or adverbe in French'. Through analysis of the class performances, we get that the various parts of speech do impact the sentiment of the sentences by either amplifying or downplaying the sentiment based on the context.

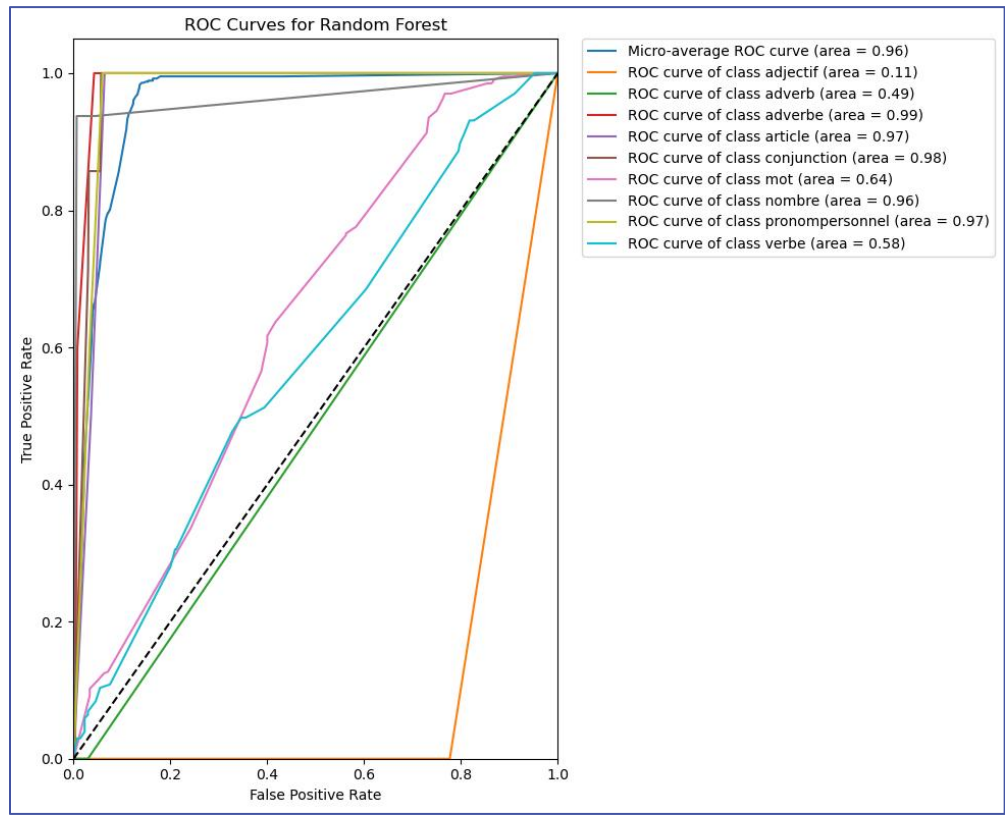


Figure 35 ROC Curve for RF.

The SVM precision focuses on the measures of true positives against all true positives obtained from the model prediction. Classes adjectif, adverb, adverbe, article, and pronompersonnel have not been predicted correctly at all (Figure 36-37). This is more likely due to the lower number of the classes during the randomized sampling processes. By looking at the support, it is clear that while these classes were present in the sampled dataset, they were of the least weight (Figure 36-37). Classes such as 'mot', 'nombre' and 'verbe' were present in large proportions and were classified with the weak to moderate precision (Table 2). Nombre class had about 2.49% portion of the Lexicon and was classified with high precision of 0.79 indicating the effectiveness of the model to identify the class well. The model overall aggregates the predictions very well when focusing on all classes altogether with the AUC of 0.95 (Figure 38-39). This shows that with all the classes combined, the model has learnt the dataset well and is able to differentiate sentiments with high accuracy such that the positively predicted sentiments are indeed positive from the Lexicon. However, getting to individual classes, the class 'adverb' and 'adjectif' perform poorly with the AUCs of 0.05 and 0.11 respectively (Figure 38-39). This indicates that while the model is able to distinguish the sentiments with all classes combined, it struggles to predict the sentiments when dealing with the classes 'adverb' and 'adjectif'. Classes 'verbe' and 'mot' are in large proportion of the dataset being second largest and largest portions of the Lexicon but still not easily classified with the AUCs just being 0.54 and 0.63 showing that the model still finds it difficult to accurately predict the sentiment.

### 4.3.2 SVM

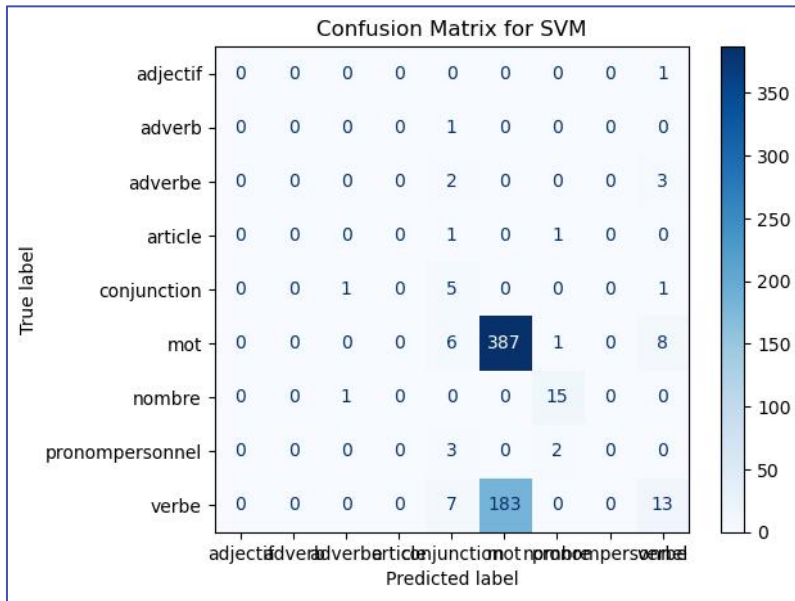


Figure 36 Confusion Matrix for SVM.

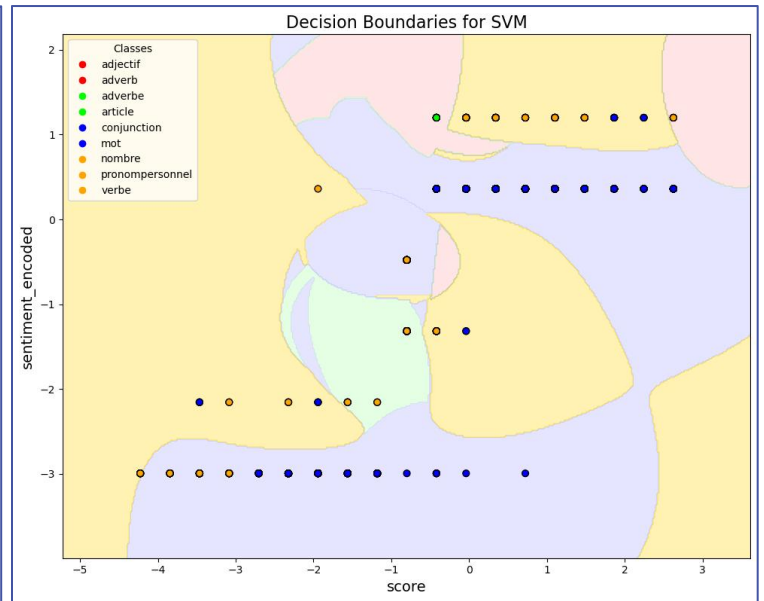


Figure 37 Decision Boundaries for SVM.

	Precision	Recall	F1-score	Support
adjectif	0.0	0.0	0.0	1
adverb	0.0	0.0	0.0	1
adverbe	0.0	0.0	0.0	5
article	0.0	0.0	0.0	2
conjunction	0.2	0.71	0.31	7
mot	0.68	0.96	0.8	402
nombre	0.79	0.94	0.86	16
pronompersonnel	0.0	0.0	0.0	5
verbe	0.5	0.06	0.11	203
accuracy			0.65	642
macro avg	0.24	0.3	0.23	642
<b>weighted avg</b>	<b>0.61</b>	<b>0.65</b>	<b>0.56</b>	<b>642</b>

Table 2 Performance Metrics for SVM.

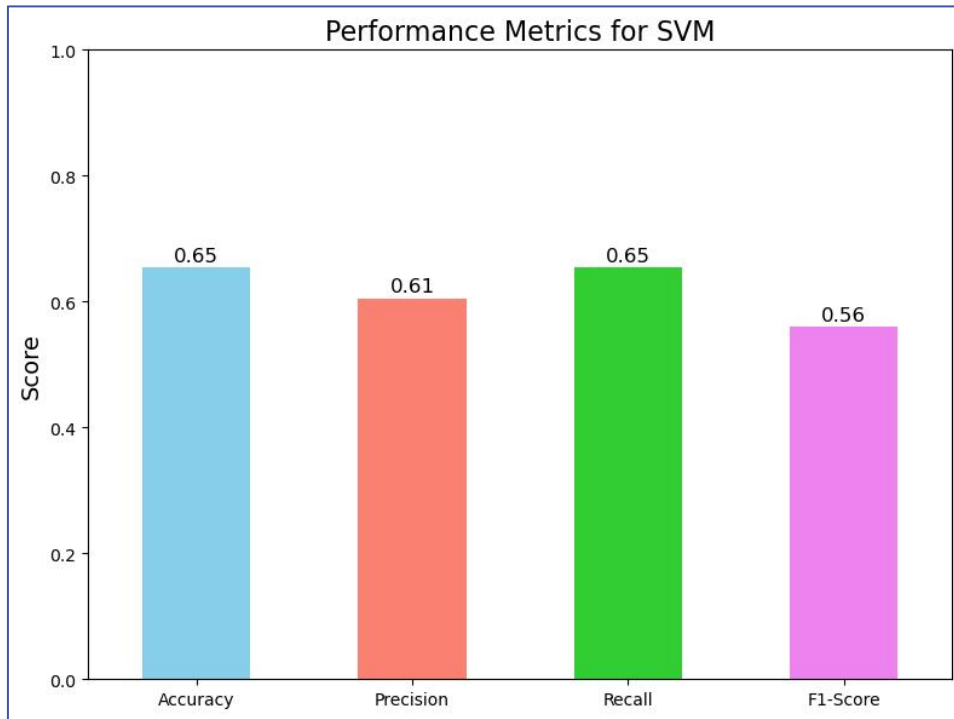


Figure 38 Performance Metrics for SVM.

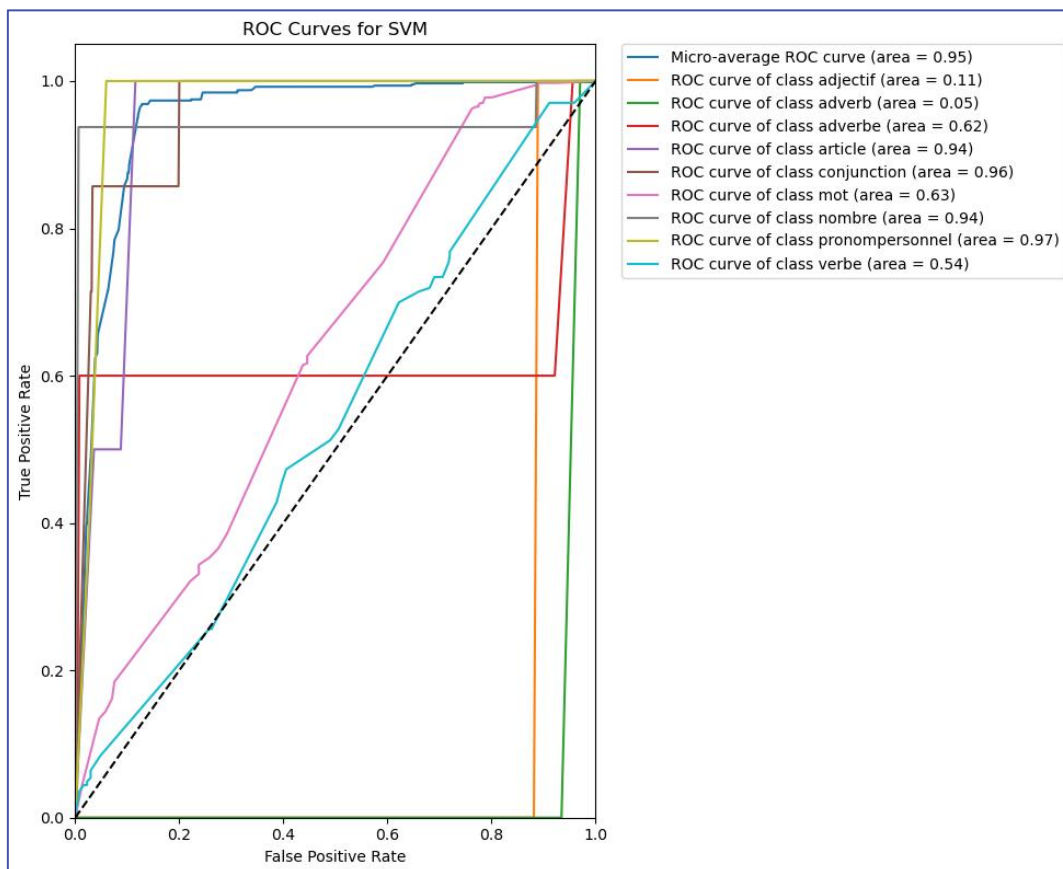


Figure 39 ROC Curve for SVM.

Class 'verbe' however was one of the low portions in the dataset sampled and still manages to predict the sentiment moderately well with just AUC of 0.64 (Figure 39). When looking at the proportion from the sampled data, we can say that the model is able to moderately handle the class imbalances but not with optimal

performance. Class 'nombre', 'article', 'conjunction' and 'pronompersonnel' have however performed extremely well individually with AUCs of 0.94 for 'nombre' and 'article', 0.96 and 0.97 showing better performance of the model with high accuracy for the true positives against the actual true positive sentiments. The Naive Bayes confusion matrix illustrated in Figure 40 and 41 shows that the model is struggling with certain classes. For example, for precision and recall of categories like adverbs, adjectives, and conjunctions, the model shows zeros. There is also a poor performance for personal pronouns and verbs revealed by the model. For instance, the model shows recall of 0,12 and 0,6 for these categories (Table 3). Furthermore, the model shows a high performance for 'mot/word' classes with a recall of 0,86 and a precision of 0,67. The macro average compared to the weighted average shows low values for precision (0,21), F1-score (0,22) and recall (0,28). Thus, this highlights the imbalance of classes in the model and 'Mot' class that performs better in the Gaussian Naive Bayes model. The verbs and personal pronouns show that the model is struggling with contextual nuances of differentiating verbs and pronouns.

### 4.3.3 Gaussian Naïve Bayes

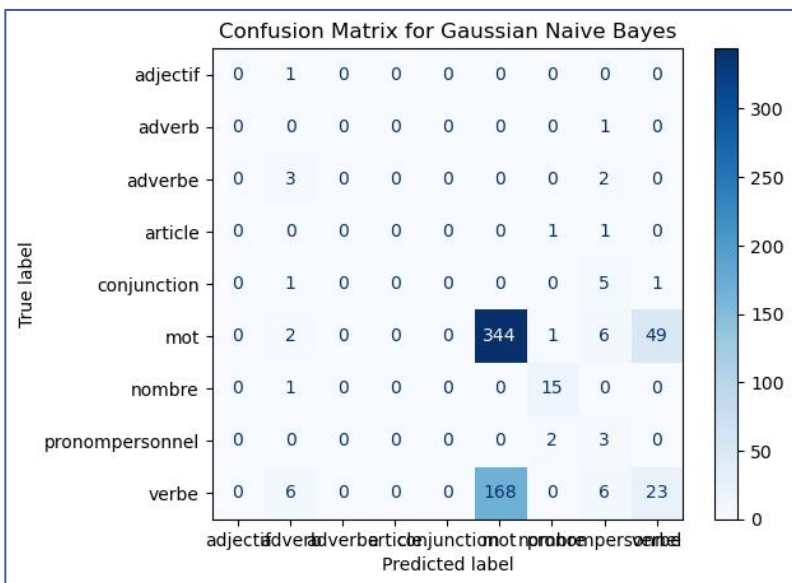


Figure 40 Confusion Matrix for GNB.

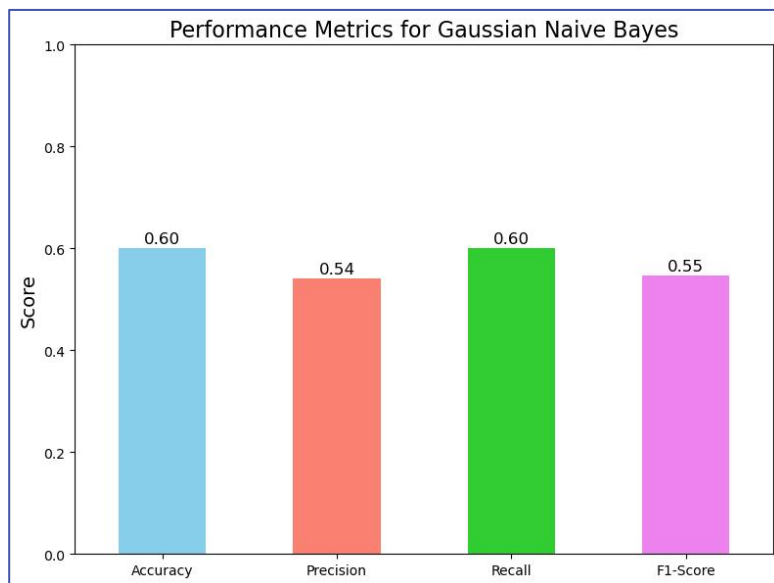


Figure 41 Performance Metrics for GNB.

	Precision	Recall	F1-Score	Support
adjectif	0.0	0.0	0.0	1
adverb	0.0	0.0	0.0	1
adverbe	0.0	0.0	0.0	5
article	0.0	0.0	0.0	2
conjunction	0.0	0.0	0.0	7
mot	0.67	0.86	0.75	402
nombre	0.79	0.94	0.86	16
pronompersonnel	0.12	0.6	0.21	5

verbe	0.32	0.11	0.17	203
accuracy			0.6	642
macro avg	0.21	0.28	0.22	642
weighted avg	0.54	0.6	0.55	642

Table 3 Performance Metrics for Gaussian Naive Bayes (GNB).

The model exhibits inconsistent performance across various linguistic categories due to disparities in precision and recall, especially evident in how it processes classes with different frequencies. For example, while "nombre" (number) achieves a high recall rate (0.94) and moderate precision (0.79), showing it is often recognised but sometimes confused with other classes, "verbe" (verb) shows significant weakness with an F1-score of just 0.17 (Table 3). This suggests the model performs unevenly, excelling in some areas but struggling to accurately classify less frequent classes. Such results indicate a tendency to favour high-frequency classes over sparse ones, compromising the model's reliability. The data imbalance further skews performance metrics, with a noticeable gap between macro and weighted averages. While weighted averages slightly elevate the overall scores due to frequent class representation, macro averages demonstrate the model's poor handling of underrepresented classes (Table 3). The limited support for classes like "adjectif" and "adverb" results in inadequate generalisation across categories. Improving the model's effectiveness may require addressing this imbalance, possibly by rebalancing data or exploring alternative methods better suited to sparse classes (Figure 42).

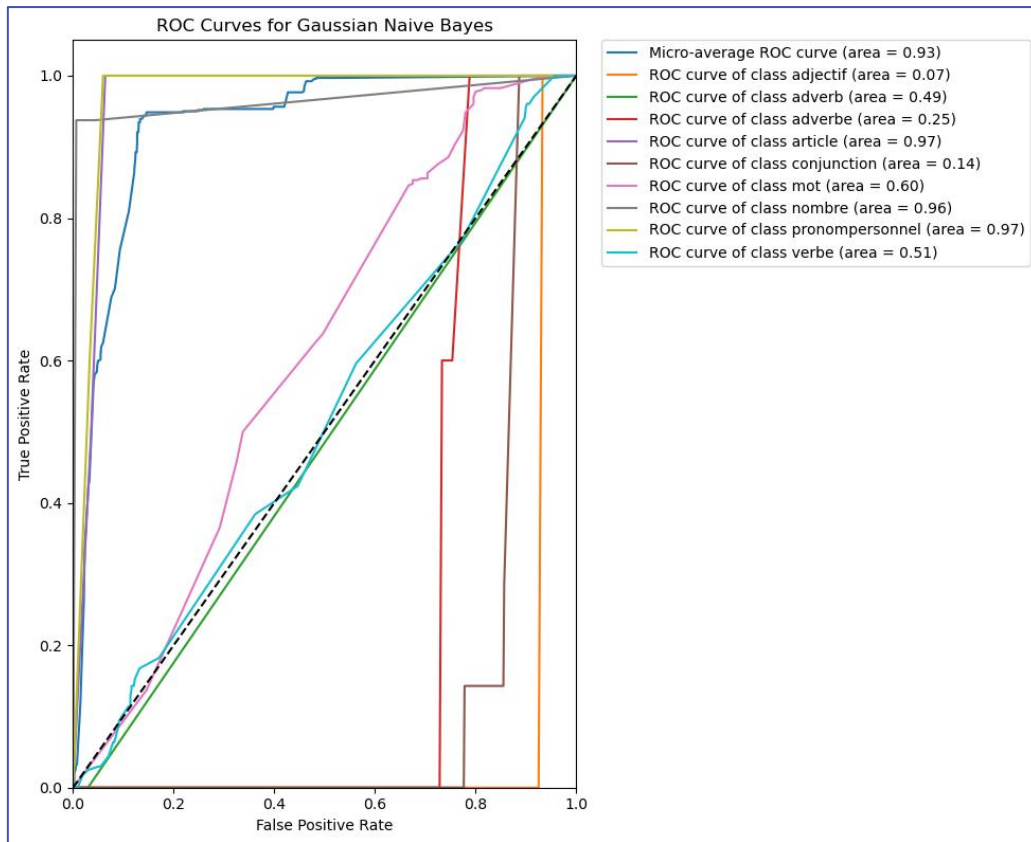


Figure 42 ROC Curve for GNB.



The ROC curve for Gaussian Naive Bayes evaluates true positive rates against false positives across thresholds, revealing a moderate effective classification capability but with notable limitations. A moderately high area under the curve score suggests some capacity to distinguish between classes, yet the model's independence assumption among features likely limits the performance. Class imbalance affects the curve, as high-frequency classes inflate the model's apparent effectiveness, thereby masking poorer accuracy for minority categories. The curve also highlights areas where adjusting thresholds could improve recall or precision based on specific needs, such as adopting a more lenient threshold for harder-to-detect classes like verbs or stricter settings for common terms. Additionally, bias in classification favours classes with greater support like "mot" and "nombre," reducing the true positive rate for less frequent classes. Thus, the ROC analysis suggests moderate performance overall, with potential for improvement by recalibrating thresholds, particularly to enhance specificity for underrepresented categories (Figure 42).

### 4.3.4 Decision Tree

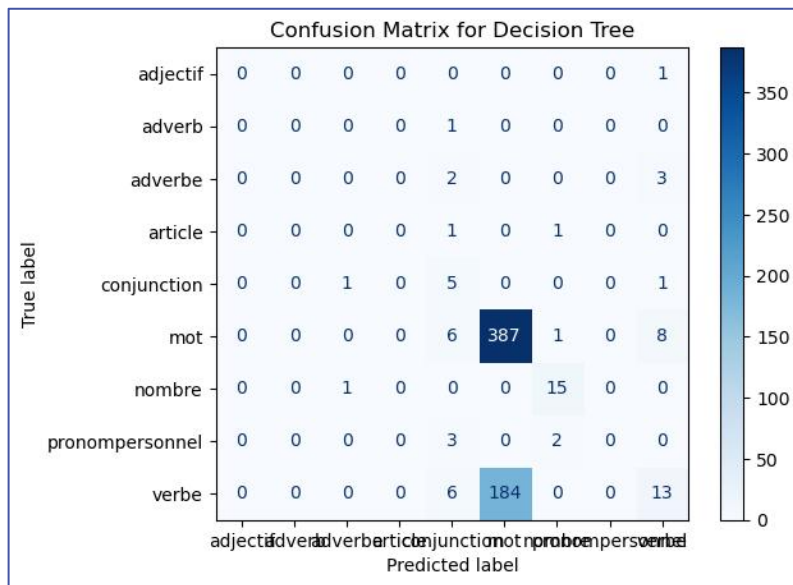


Figure 43 Confusion Matrix for Decision Tree.

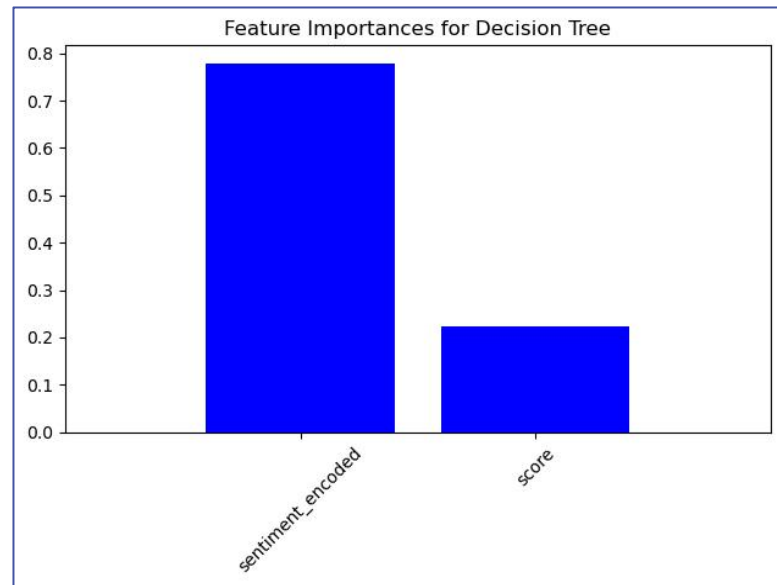


Figure 44 Feature Importance for Decision Tree.

The confusion matrix shown in Figure 43 presents the model performance over the different classes within the decision tree. The model had poor performance over most classes. Adjectif, adverb, adverbe, article, and pronpersonnel had no correctly identified values. This is most likely due to the lack of samples available in these classes, with each class listed having poor support. The model performed well in the mot, nombre and verbe classes, identifying 387 mot values, 15 nombre values and 184 verbe values correctly. Overall, the model performed poorly, however it was able to identify mot, nombre and verbe values (Table 5).

	Precision	Recall	F1-Score	Support
adjectif	0.0	0.0	0.0	1
adverb	0.0	0.0	0.0	1
adverbe	0.0	0.0	0.0	5
article	0.0	0.0	0.0	2
conjunction	0.21	0.71	0.32	7

mot	0.68	0.96	0.8	402
nombre	0.79	0.94	0.86	16
pronompersonnel	0.0	0.0	0.0	5
verbe	0.5	0.06	0.11	203
accuracy			0.65	642
macro avg	0.24	0.3	0.23	642
weighted avg	0.6	0.65	0.56	642

Table 5 Performance Metrics for Decision Tree.

Table 5 shows the accuracy metrics for the Decision Tree model. Adjectif, adverb, adverbe, and pronompersonnel had 0.0 across all metrics, indicating very poor model performance. However, this can be attributed to the lack of support for these classes. Each of the named classes had support values less than 10, indicating that the model had a very small sample size of classes. This resulted in poor performance. The model performed slightly better in the conjunction class, with a precision value of 0.21, a recall value of 0.71 and an f1 score of 0.32. This indicates that the model identifies true conjunctions 71% of the time. However, the precision is low, suggesting that a large number of the conjunction predictions were incorrectly classified (Figure 45).

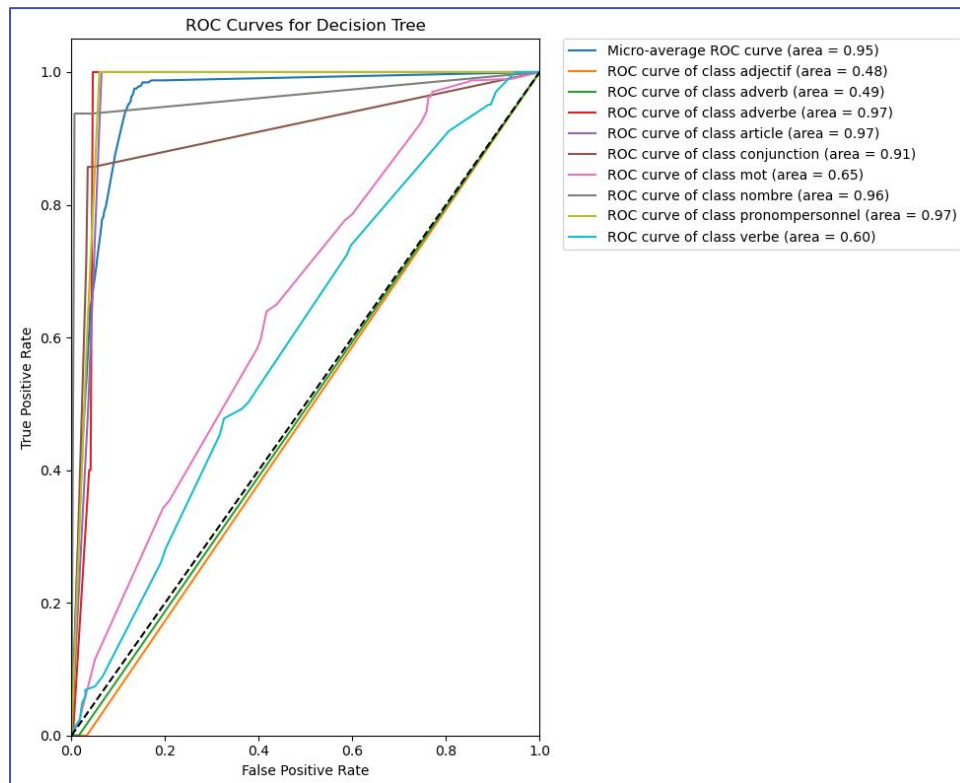


Figure 45 ROC Curve for Decision Tree.



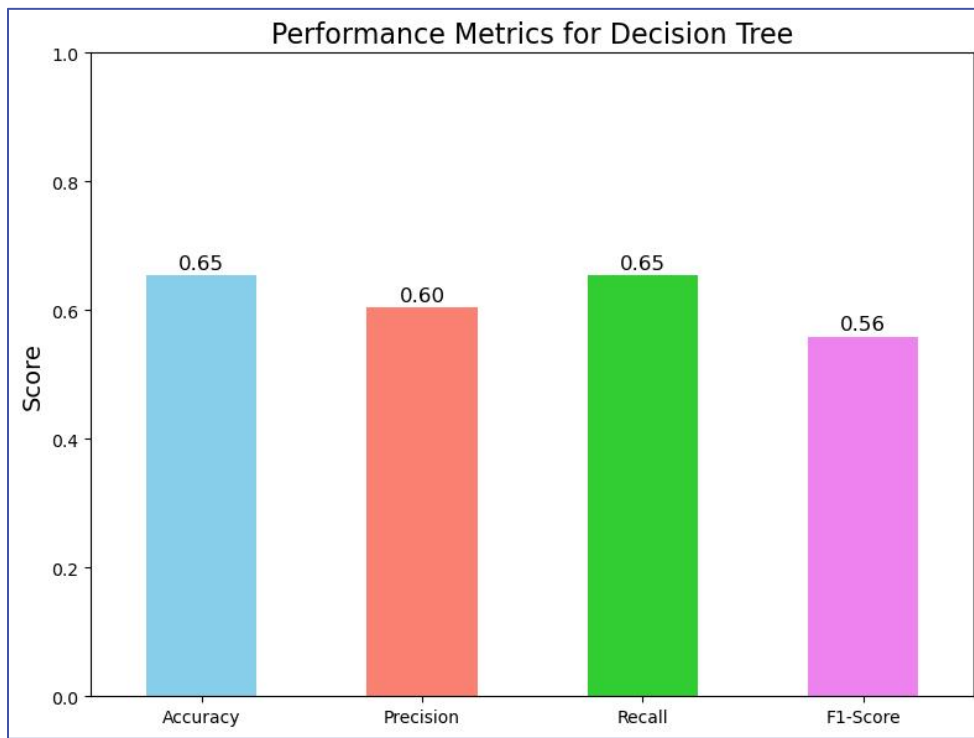


Figure 46 Performance Metrics for Decision Tree.

### 4.3.5 Comparison

Model	Accuracy	Precision	Recall	F1-Score
Random Forest	0.655763	0.611037	0.655763	0.561988
SVM	0.654206	0.605091	0.654206	0.559285
Decision Tree	0.654206	0.604437	0.654206	0.558882
Gaussian Naive Bayes	0.599688	0.54098	0.599688	0.547012

Table 6 Model Comparison.

The performance matrix highlights the strengths and weaknesses of Random Forest, SVM, Decision Tree, and Gaussian Naive Bayes models. Random Forest leads with the very best accuracy (0.66) and F1-score, demonstrating robustness against elegance imbalance because of its ensemble method, which improves generalisation and performance consistency (Table 6). SVM carefully follows, with an accuracy of 0.654. This model successfully handles complicated limitations, even though it could war with pretty imbalanced classes, as its binary margin optimisation limits adaptability to numerous elegance frequencies (Table 6). Gaussian Naive Bayes, with the lowest accuracy (0.599), is hindered by its simplicity and reliance on feature independence, which does not completely suit the lexicon. This model's moderate precision makes it a less optimal choice for tasks requiring nuanced classification- (Table 6). Trade-offs in precision and recall suggest SVM and Decision Tree slightly sacrifice precision for higher recall, helpful in cases where capturing true positives is prioritised. While Gaussian Naive Bayes might work when precision is critical, Random Forest generally offers the most balanced performance across metrics, making it the preferred choice for this task (Figure 47).

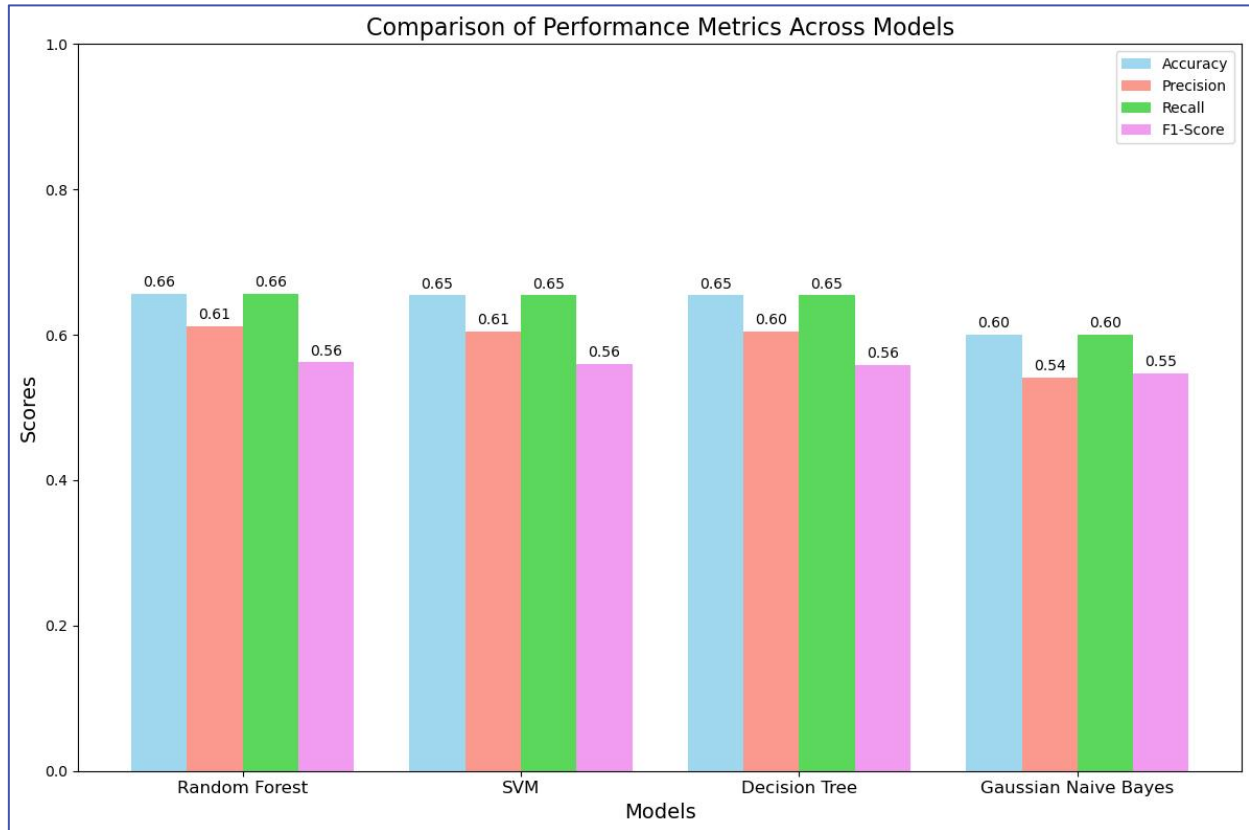


Figure 47 Model Comparison.

## 4.4 Aspect-Based Sentiment Analysis

### 4.4.1 BERT Model Performance

Sentiment	Precision	Recall	F1-Score	Support
Negative	0.98	1	0.99	151
Neutral	0	0	0	3
Positive	1	1	1	154
Accuracy		0.99		308
Macro avg	0.66	0.67	0.66	308

Weighted avg	0.98	0.99	0.99	308
--------------	------	------	------	-----

Table 7 BERT Performance Metrics.

In Aspect-based sentiment analysis, a BERT model was used in order to classify the sentiment of a word contextually. Table 7 shows the accuracy metrics for the BERT model. In terms of the negative sentiment, the model has a high precision of 0.98. This indicates that the BERT model identified the negative data points correctly 98% of the time. The negative sentiment had a recall of 1, indicating that the model correctly identified all the negative sentiment cases 100% of the time (Table 7). The F-1 Score is the harmonious mean of both the precision and the recall. A F-1 score of 0.99 indicates that the BERT model performed very well in identifying the negative sentiments. The model correctly identified 151 negative sentiments as negative (Table 7). The neutral sentiment score had a value of 0 across all accuracy metrics. This indicates that the model did not successfully classify any values as neutral. However, there were only 3 cases of a neutral sentiment within the model. This could suggest the need for more neutral cases to be included, or that a resulting sentiment of zero is not common. The positive sentiment has a score of 1 across all accuracy metrics. This indicates perfect performance for the positive sentiment. It identified all 154 positive sentiment cases and classified them correctly. Overall, the model performance suggest that BERT can effectively distinguish between positive and negative sentiment values, contextually (Figure 48-49). It has difficulty with the neutral sentiment, likely due to the small sample size. The high weighted average across all metrics indicates a well performing model.

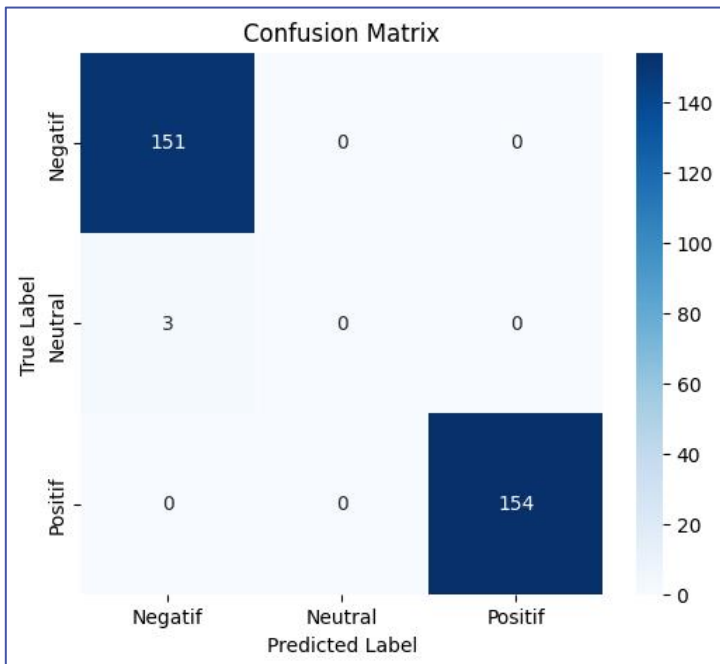


Figure 48 Confusion Matrix for BERT.

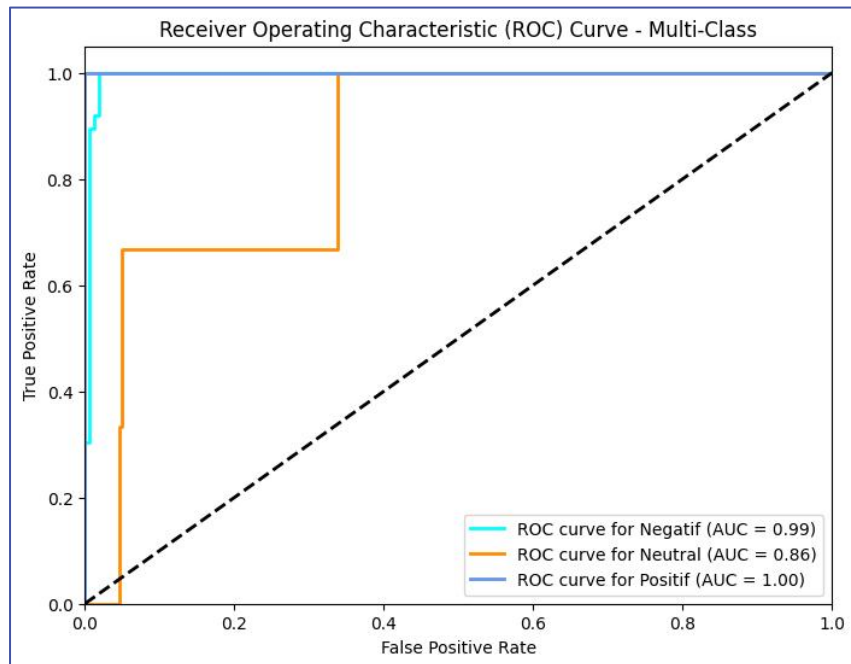


Figure 49 ROC Curve for BERT.

Figures 48-49 show the Confusion Matrix for the BERT model. In terms of the negative sentiment, the model correctly identified 151 instances of true negative sentiments. There were no false positives as all negative instances were classified as negative. The neutral sentiment had no correctly identified neutral values, and they were classified as negative sentiments. This suggests that the model struggles to identify neutral instances. The positive sentiment had all 154 instances classified correctly, showing perfect classification accuracy. There were no instances of false positives. The curve shows the True Positive Rate against the False Positive Rate. The Area Under the Curve indicates the model performance, with higher values indicating a better model performance. The negative curve has an AUC of 0.99, indicating that the model can nearly perfectly identify negative sentiment values (Figure 49). The AUC for the neutral classes is 0.86, indicating that the model struggles more with the neutral sentiment, which is to be expected due to the lower number of



neutral samples in the Lexicon. The positive sentiment AUC is 1, indicating that the model perfectly classifies positive sentiment values (Figure 49).

#### 4.4.2 Integrated Gradients XAI

Four sentences from the testing dataset were randomly selected to be processed with integrated gradients as an XAI technique to identify the attribution of different words in the sentence to the prediction of the sentiment for the target word. These sentences are shown in Table 8.

Marked Sentence	Predicted Sentiment	Attribution	Convergence Delta
[TARGET] accuse [/TARGET] was instrumental in organising the event.	Positif (Confidence: 0.63)	0.08	-0.8459
[TARGET] earth [/TARGET] is the third planet from the sun.	Negatif (Confidence: 0.93)	0.0962	1.8049
[TARGET] accuse [/TARGET] has been involved in multiple community projects.	Negatif (Confidence: 0.70)	0.0534	1.007
[TARGET] earth [/TARGET] provides the necessary resources for life.	Positif (Confidence: 0.83)	0.0033	-2.9139

Table 8 Testing Sentences for Sentiment Analysis.

The heatmap illustrated in Figure 50 shows the attributions for “[TARGET] accuse [/TARGET] was instrumental in organising the event.” The heatmap depicts that the highest attributions are for the words *accuse* and *event*, while the rest of the words have an attribution of around 0.5. The lowest attribution is for “was”.

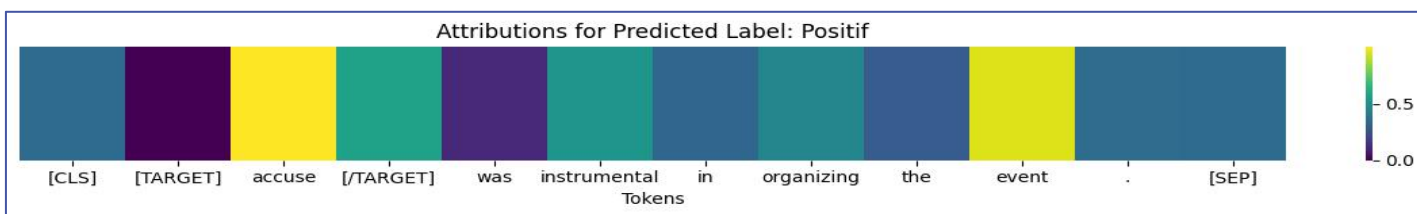


Figure 50 Attribution Heatmap for Sentence 1.

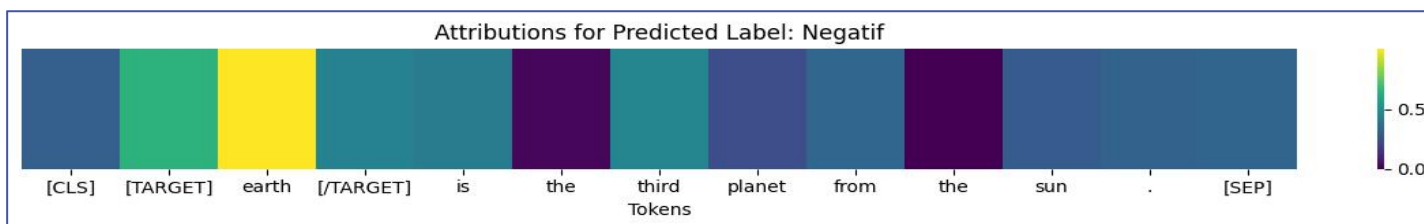


Figure 51 Attribution Heatmap for Sentence 2.

Figure 51 shows the attributions for “[TARGET] earth [/TARGET] is the third planet from the sun” The heatmap shows that the highest attribution is for the word *earth*, while the rest of the words have an attribution of around 0.5. The lowest attribution is for “*the*” with an attribution of 0.0.

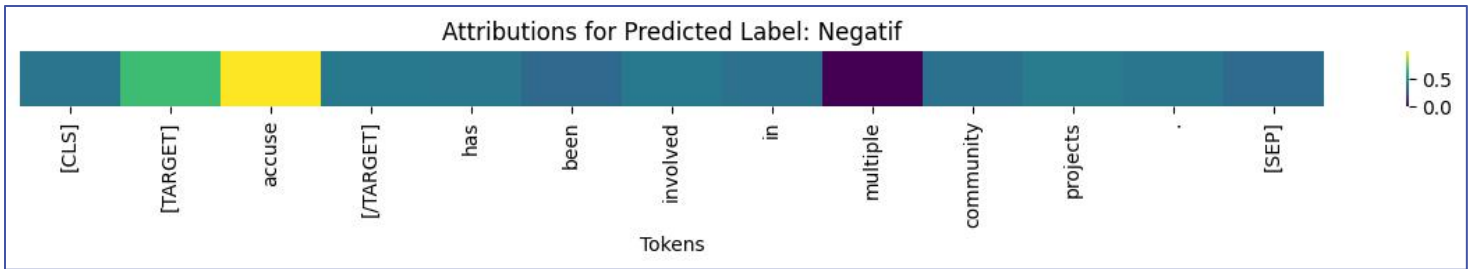


Figure 52 Attribution Heatmap for Sentence 3.

Figure 52 illustrates the attributions for “[TARGET] accuse [/TARGET] has been involved in multiple community projects.” The heatmap shows that the highest attribution is for the word “accuse”, while the rest of the words have an attribution of around 0.5. The lowest attribution is for “multiple” with an attribution of 0.0.

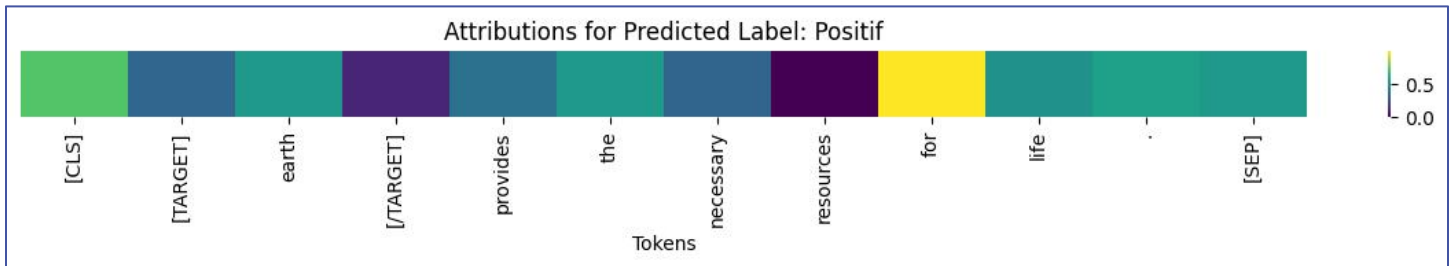


Figure 53 Attribution Heatmap for Sentence 4.

Figure 53 shows the attributions for “[TARGET] earth [/TARGET] provides the necessary resources for life”. The heatmap shows that the highest attribution is for the word “for”, while the rest of the words have an attribution of around 0.5. The lowest attribution is for “resources” with an attribution of 0.0.

## 5. DISCUSSION

### 5.1 Lexicon Expansion

The lexicon initially was based on two languages, Ciluba and French. This needed additional languages and four were added for this cause, directly translating from French to English to understand the sentiment from one language to another. It was discovered that the majority of the words had a positive sentiment. Through direct translation from English to the other languages, it was discovered that the words had conjunctions but were not enough requiring additional words to account for the poorly represented negative sentiments and the conjunctions. The addition of the words helped when translations were done across the various languages moving from one language to the next and the reverse using different phrases.

### 5.2 Translation Functions

To test for the translation power of the lexicon, multiple sentences per language were created. This was tested across four official languages of South Africa and two official languages from the DRC. Based on the translations, we discovered that while the lexicon was expanded, the translations were accurate to some extent due to some of the words having a different or similar meaning when translated from one language to another

changing the context of the phrase. This could be due to the fact that while direct translation is preferred, there is a trade-off of contextual value from one language to the next, the lack of word to word direct translation and different meaning and use of idioms and homonyms across the languages (Orkphol & Young, 2019). While this was the issue encountered, some direct translations are fully accurate especially when the phrases are short or limited to a few words.

### 5.3 Machine Learning Sentiment Analysis

Sentiment analysis has become a crucial aspect when it comes to grasping the emotion conveyed by the textual data obtained from multicultural languages during the reviews of the products used globally (Muhammadi, Laksana, & Arifa, 2022). The analysis of the machine learning models reveals that Random Forest is the most robust and balanced model for this sentiment classification task across LRLs, likely due to its ensemble nature, which mitigates class imbalance. This is enhanced by the nature of the model itself, based on the multiple decision trees that are less sensitive to noise. The decision trees are able to detect the polarity of the sentiment being positif, negatif or neutral. The model had the capabilities of determining the sentiment polarity but struggled to determine the actual sentiment value. The Gaussian Naive Bayes model is easily interpretable. However, it struggles to learn and deal with the complex, nuanced features of linguistic data, rendering it less effective for this task.

### 5.4 Implementation of a LLM for Sentiment Analysis

LLM architectures are useful in enabling the aspect-based sentiment analysis to distinguish between the sentiments and aid in feature extractions when dealing with the textual data. The use of the models uses the test-based knowledge of the Lexicon for enhanced accuracy and nuance in the linguistic data during the sentiment analysis process. It is notable that the differences in the sentiments for the same word across different cultures and languages is one of the most problematic issues ever when analysing the emotion embedded within texts (Waheeb et al., 2020). BERT processes contextual data bidirectionally taking into account the sentiments of the surrounding words to grasp the sentiment nuances thus leading to more accuracy during the classification. The model has shown its superiority over the four other model by proving the accuracy of 0.99 and 0.98 precision whereas the other models barely had moderate performances. This has shown the effectiveness of the model to capture diverse sentiment patterns within the sampled dataset. While BERT is explained by local interpretable model agnostic explanations, it clarified how the different parts of the input features are of importance towards the final sentiment score. The use of the XAI techniques even aid in clarifying the way in which the sentiment predictions are met, enhancing the user trust and accountability, and enabling the users to make informed decisions based on the analysis insights.

## 6. CONCLUSION

### 6.1 Main Findings

In terms of lexicon expansion, additional words had to be added in order to translate from one language to another, as conjunctions were often missing. When translating sentences, they were accurate to some extent, but often did not fit the contextual meaning of the original sentence. The translation worked best on short, direct sentences. For the machine learning models, random forest was the most balanced, being able to detect the polarity of the sentiment value. For context based analysis using LLM, the BERT model was successful at capturing the diverse sentiment patterns.

### 6.2 Recommendations for Future Work

For any future analysis, a more balanced lexicon in terms of sentiment should be used, to ensure machine learning models can capture the differing sentiments. Language rules for translation functions should be included, such as double negatives for Afrikaans. This will allow for sentences to be translated from one language to another, with a higher accuracy. Any future work should further explore the use of LLMs, to be able to contextually analyse sentiment values. Lastly, future research will incorporate human evaluators to assess the accuracy of translations between low-resource languages.

**Lexicon availability.** The lexicon is available upon request from the Low-Resource Language Processing Lab (LRLPL) coordinator, Dr. Mike Wa Nkongolo, at the University of Pretoria (email: [mike.wankongolo@up.ac.za](mailto:mike.wankongolo@up.ac.za)).

## 7. REFERENCES

- Mazibuko-Makena, Z. and Kraemer-Mbula, E. eds., 2021. Leap 4.0. African Perspectives on the Fourth Industrial Revolution: African Perspectives on the Fourth Industrial Revolution. African Books Collective.
- Chun, J. and Elkins, K., 2023. eXplainable AI with GPT4 for story analysis and generation: A novel framework for diachronic sentiment analysis. *International Journal of Digital Humanities*, 5(2), pp.507-532. <https://doi.org/10.1007/s42803-023-00069-8>
- Alshaabi, T., Van Oort, C.M., Fudolig, M.I., Arnold, M.V., Danforth, C.M. and Dodds, P.S., 2022. Augmenting semantic lexicons using word embeddings and transfer learning. *Frontiers in Artificial Intelligence*, 4, p.783778.
- Brodowicz, M.,(2024). The Role of Lexicography in Language Preservation. Available at: <https://aithor.com/essay-examples/the-role-of-lexicography-in-language-preservation>. [Accessed 26 October 2024].
- Qian, K., Danilevsky, M., Katsis, Y., Kawas, B., Oduor, E., Popa, L. and Li, Y., 2021, April. XNLP: A living survey for XAI research in natural language processing. In *Companion Proceedings of the 26th International Conference on Intelligent User Interfaces* (pp. 78-80). <https://doi.org/10.1145/3397482.3450728>
- Saeed, W. and Omlin, C., 2023. Explainable AI (XAI): A systematic meta-survey of current challenges and future opportunities. *Knowledge-Based Systems*, 263, p.110273. <https://doi.org/10.1016/j.knosys.2023.110273>
- Cesar, L.B., Manso-Callejo, M.Á. and Cira, C.I., 2023. BERT (Bidirectional Encoder Representations from Transformers) for missing data imputation in solar irradiance time series. *Engineering Proceedings*, 39(1), p.26. <https://doi.org/10.3390/engproc2023039026>
- Rokon, O,F,. 2023. Can Machines Really Understand Us? BERT Says Yes!. Medium. Available at: [https://medium.com/@mroko001/bert-transforming-language-understanding-with-bidirectional-context-e835c75db95a#:~:text=Advantages%20of%20BERT&text=Contextual%20Embeddings%3A%20BERT%20generates%20contextual,meanings\)%20and%20word%20sense%20disambiguation](https://medium.com/@mroko001/bert-transforming-language-understanding-with-bidirectional-context-e835c75db95a#:~:text=Advantages%20of%20BERT&text=Contextual%20Embeddings%3A%20BERT%20generates%20contextual,meanings)%20and%20word%20sense%20disambiguation). [Accessed 26 October 2024].

- Magueresse, A., Carles, V. and Heetderks, E., 2020. Low-resource languages: A review of past work and future challenges. arXiv preprint arXiv:2006.07264. <https://doi.org/10.48550/arxiv.2006.07264>
- Gambäck, B. and Sikdar, U.K., 2017, August. Using convolutional neural networks to classify hate-speech. In Proceedings of the first workshop on abusive language online (pp. 85-90). <https://doi.org/10.18653/v1/w17-3013>
- Joshi, P., Santy, S., Budhiraja, A., Bali, K. and Choudhury, M., 2020. The state and fate of linguistic diversity and inclusion in the NLP world. arXiv preprint arXiv:2004.09095.
- Wankhade, M., Rao, A.C.S. and Kulkarni, C., 2022. A survey on sentiment analysis methods, applications, and challenges. Artificial Intelligence Review, 55(7), pp.5731-5780. <https://doi.org/10.1007/s10462-022-10144-1>
- Birjali, M., Kasri, M. and Beni-Hssane, A., 2021. A comprehensive survey on sentiment analysis: Approaches, challenges and trends. Knowledge-Based Systems, 226, p.107134. <https://doi.org/10.1016/j.knosys.2021.107134>
- Markovml.com. (2024). Sentiment Analysis Challenges in NLP: A Solution Guide. [online] Available at: <https://www.markovml.com/blog/sentiment-analysis-challenges>
- Raghunathan, N. and Saravanakumar, K., 2023. Challenges and issues in sentiment analysis: A comprehensive survey. IEEE Access, 11, pp.69626-69642. <https://doi.org/10.1109/access.2023.3293041>
- Rahat, A.M., Kahir, A. and Masum, A.K.M., 2019, November. Comparison of Naive Bayes and SVM Algorithm based on sentiment analysis using review dataset. In 2019 8th International Conference System Modeling and Advancement in Research Trends (SMART) (pp. 266-270). IEEE. <https://doi.org/10.1109/SMART46866.2019.9117512>
- Khan, T.A., Sadiq, R., Shahid, Z., Alam, M.M. and Su'ud, M.B.M., 2024. Sentiment Analysis using Support Vector Machine and Random Forest. Journal of Informatics and Web Engineering, 3(1), pp.67-75. <https://doi.org/10.33093/jiwe.2024.3.1.5>
- Muhammadi, R.H., Laksana, T.G. and Arifa, A.B., 2022. Combination of support vector machine and lexicon-based algorithm in twitter sentiment analysis. Khazanah Informatika: Jurnal Ilmu Komputer dan Informatika, 8(1), pp.59-71. <https://doi.org/10.23917/khif.v8i1.15213>
- Orkphol, K. and Yang, W., 2019. Word sense disambiguation using cosine similarity collaborates with Word2vec and WordNet. Future Internet, 11(5), p.114. <https://doi.org/10.3390/fi11050114>

- Waheeb, S.A., Ahmed Khan, N., Chen, B. and Shang, X., 2020. Machine learning based sentiment text classification for evaluating treatment quality of discharge summary. *Information*, 11(5), p.281. <https://doi.org/10.3390/info11050281>
- Fraiture, P.P., 2024. Congolese Cultural Production in Africa and the World. *French Studies*, 78(1), pp.101-127.
- Nkongolo Wa Nkongolo, M., 2023. News Classification and Categorization with Smart Function Sentiment Analysis. *International Journal of Intelligent Systems*, 2023(1), p.1784394.
- Yang, H.L. and Chao, A.F., 2018. Sentiment annotations for reviews: an information quality perspective. *Online information review*, 42(5), pp.579-594.
- Elmurngi, E. and Gherbi, A., 2017. Detecting fake reviews through sentiment analysis using machine learning techniques. *IARIA/data analytics*, pp.65-72.
- Barik, K. and Misra, S., 2024. Analysis of customer reviews with an improved VADER lexicon classifier. *Journal of Big Data*, 11(1), p.10.
- Vayadande, K., Kale, D.R., Nalavade, J., Kumar, R. and Magar, H.D., 2024. Text Generation & Classification in NLP: A Review. *How Machine Learning is Innovating Today's World: A Concise Technical Guide*, pp.25-36.
- Sindane, T. and Marivate, V., 2024. From N-grams to Pre-trained Multilingual Models For Language Identification. *arXiv preprint arXiv:2410.08728*.
- Rainio, O., Teuho, J. and Klén, R., 2024. Evaluation metrics and statistical tests for machine learning. *Scientific Reports*, 14(1), p.6086.z
- Sithakoul, S., Meftah, S. and Feutry, C., 2024, July. BEEExAI: Benchmark to Evaluate Explainable AI. In *World Conference on Explainable Artificial Intelligence* (pp. 445-468). Cham: Springer Nature Switzerland.