

Scattering approach to near-field radiative heat transfer

Matthias Hübler and Wolfgang Belzig
Fachbereich Physik, Universität Konstanz, 78457 Konstanz, Germany

Denis M. Basko
Univ. Grenoble Alpes, CNRS, LPMMC, 38000 Grenoble, France
(Dated: 7th November 2024)

We formulate an effective quantum scattering theory for the problem of near-field radiative heat transfer in linear electric circuits. Built from the same ingredients as the semiclassical fluctuational electrodynamics, the standard tool to handle this problem, our construction enables one to calculate arbitrary correlation functions of the energy current, while the fluctuational electrodynamics can be used only for the average current. We give a general expression for the energy current fluctuations in terms of the circuit's scattering matrix and show that it has an important non-dissipative contribution that can dominate the finite-frequency noise while being absent in the average current.

Introduction.— Mesoscopic transport of electrons, phonons, and photons is associated with quantum-mechanical scattering processes [1–3]. The Landauer-Büttiker scattering approach [4, 5] is a common tool used to express average currents between two or more particle reservoirs in terms of the particle scattering matrix. Moreover, the scattering approach gives a general prediction for current noise [6], which is known to contain additional valuable information beyond the average signal [7]. This is widely utilized in the field of electronic quantum transport, where current noise is employed to characterize conduction mechanisms and the nature of charge carriers [8]. Besides the field of electronic transport, a Landauer-type formula for the average current is also found in quantum heat transport conveyed by phonons or photons [2, 9].

Near-field radiative heat transfer (NFRHT) occurs between closely spaced bodies and is mediated by an electromagnetic field. The natural and common tool for its description is fluctuational electrodynamics (FED) [10, 11], which also results in a Landauer-type formula for the average heat current [12–15]. The analogy between the FED formulation of NFRHT and Landauer-Büttiker approach was pushed further in Refs. [16, 17], where thermal reservoirs and transmission channels were identified. Still, we are not aware of any work where scattering states for reservoir excitations and the corresponding scattering matrix would be constructed for the NFRHT problem. The need for such construction becomes especially pressing in the context of recent studies of heat current noise in NFRHT [18–22]. It has been noted [22] that the NFRHT noise spectrum does not fit the general form obtained from the scattering approach for bosonic particles in Ref. [6]. It is therefore important to clarify what type of scattering problem NFRHT corresponds to.

In this work, we show how to formulate the quantum-mechanical scattering problem for the circuit version of NFRHT [23]. Effective circuits of lumped elements (resistors, capacitors, inductors) can be used to model NFRHT between nanoscale objects at low temperat-

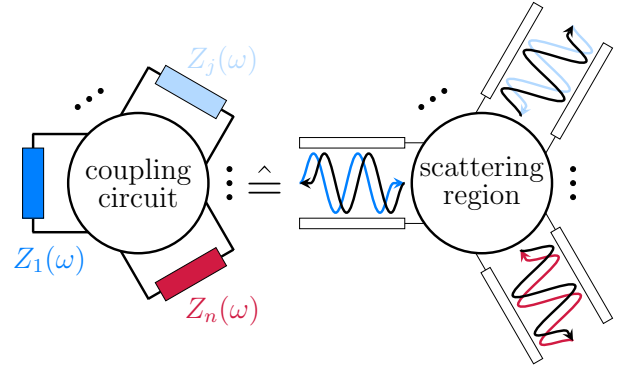


Figure 1. Left: Circuit representation of near-field radiative heat transfer between thermal reservoirs held at different temperatures T_i . The reservoirs are modelled by resistors and are characterized by their frequency-dependent impedances, $Z_i(\omega)$. Right: an equivalent scattering picture of NFRHT represented by transmission lines (TLs) coupled in a scattering region. Incoming TL excitations impinge on the scattering region and get reflected back or transmitted to another TL.

ures [23–26], when the full set of Maxwell's equations separates into electrostatic and magnetostatic sectors. In the circuit picture, thermal reservoirs associated with different bodies at different temperatures are represented as dissipative resistors, which include fluctuating current sources (Nyquist-Johnson noise at the corresponding temperature) and are coupled by non-dissipative linear circuit elements (capacitors and inductors, modelling electrostatic and magnetostatic coupling, respectively), as schematically represented in Fig. 1. Instead of Maxwell's equations, one solves Kirchhoff's laws, and all geometrical details of the structure are encoded in a few circuit parameters. Such circuit models are much more tractable than the standard Maxwell-based FED, while being conceptually equivalent.

Using an equivalent representation of each reservoir by a microwave transmission line (TL) hosting bosonic excitations, we construct scattering states for these excitations. The corresponding scattering matrix can be

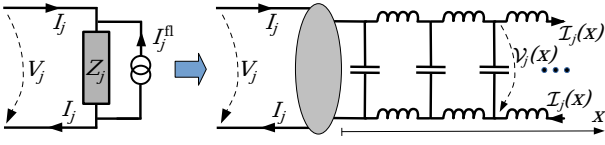


Figure 2. Representation of a resistor $Z_j(\omega)$ by an extended semi-infinite TL, modeled by a sequence of infinitesimal inductors and capacitors, connected to the rest of the circuit via a linear two-port element (“filter”) which transforms a constant impedance of the TL into the given impedance $Z_j(\omega)$.

determined from the linear circuit equations (Kirchhoff’s laws), just like the response to fluctuating sources in FED. Crucially, the scattering theory enables one to determine arbitrary high-order correlation functions of the NFRHT energy current, which cannot be done within the semiclassical FED approach. We obtain a general expression for the energy current, which extends Büttiker’s formula for the particle current [6, 8]. We find that frequency dependence of reservoir’s impedance results in an additional reactive contribution to the energy current, which has no counterpart in Büttiker’s theory for particle current. This reactive contribution is absent in the average energy current, but can give a dominant contribution to its finite-frequency noise.

Thermal reservoir as a TL.— Our main step is to represent each resistor j having an arbitrary complex impedance $Z_j(\omega)$ as a semi-infinite TL with some real constant impedance z_j (thus purely dissipative), combined with a purely reactive element which yields the required total impedance $Z_j(\omega)$ [27]. The TL is characterized by the inductance l_j and capacitance c_j per unit length, and can be viewed as a chain of infinitesimal unit cells of length $\Delta x \rightarrow 0$, each unit cell containing two inductances $l_j \Delta x/2$ and a capacitance $c_j \Delta x$ (Fig. 2). The TL’s impedance $z_j = \sqrt{l_j/c_j}$ and the wave velocity $c_j = 1/\sqrt{l_j c_j}$. The voltage and current profile in the TL,

$$\hat{V}_j(x, t) = \int_0^\infty d\omega \sqrt{\frac{\hbar\omega z_j}{4\pi}} \sum_{\sigma=\pm} \left[\hat{a}_{j,\omega}^\sigma e^{-i\omega(t-\sigma x/c_j)} + \text{h.c.} \right], \quad (1a)$$

$$\hat{I}_j(x, t) = \int_0^\infty d\omega \sqrt{\frac{\hbar\omega}{4\pi z_j}} \sum_{\sigma=\pm} \left[\sigma \hat{a}_{j,\omega}^\sigma e^{-i\omega(t-\sigma x/c_j)} + \text{h.c.} \right], \quad (1b)$$

are expressed in terms of the bosonic creation/annihilation operators $\hat{a}_{j,\omega}^{\sigma\dagger}, \hat{a}_{j,\omega}^\sigma$ of the reservoir excitations with frequency ω and propagation direction $\sigma = \pm$. The operators have the commutator $[\hat{a}_{j,\omega}^\sigma, \hat{a}_{k,\omega'}^{\sigma\dagger}] = \delta_{jk} \delta(\omega - \omega')$. $\sigma = -$ corresponds to excitations incident from $x \rightarrow +\infty$. These are assumed to have thermal populations: $\langle \hat{a}_{j,\omega}^{\sigma\dagger} \hat{a}_{k,\omega'}^\sigma \rangle = \delta_{jk} n_j(\omega) \delta(\omega - \omega')$,

$n_j(\omega) = 1/(e^{\hbar\omega/(k_B T_j)} - 1)$ being the Bose-Einstein distribution with the temperature T_j of the corresponding reservoir. The state of the scattered excitations, $\sigma = +$, is determined by the incident state and by the coupling circuit, so the operators $\hat{a}_{j,\omega}^+$ are related to $\hat{a}_{k,\omega'}^-$.

At $x = 0$ the TL is connected to a fictitious linear reciprocal two-port element (“filter”) in order to reproduce the required impedance $Z_j(\omega)$. The filter transforms voltage and current Fourier components as [27]

$$\begin{pmatrix} \hat{V}_j(\omega) \\ \hat{I}_j(\omega) \end{pmatrix} = \begin{pmatrix} \text{Re} \frac{Z_j(\omega)}{\lambda_j(\omega)} & i \text{Im} \frac{Z_j(\omega)}{\lambda_j(\omega)} \\ i \text{Im} \frac{1}{\lambda_j(\omega)} & \text{Re} \frac{1}{\lambda_j(\omega)} \end{pmatrix} \begin{pmatrix} z_j^{-1/2} \hat{V}_j(0, \omega) \\ z_j^{1/2} \hat{I}_j(0, \omega) \end{pmatrix}.$$

The function $\lambda_j(\omega)$ is determined by the physical realization of the filter (the so-called network synthesis [27, 28]). It must satisfy $|\lambda_j(\omega)|^2 = \text{Re} Z_j(\omega)$. To respect causality, $\lambda_j(\omega)$ and $1/\lambda_j^*(\omega)$ must be holomorphic for $\text{Im} \omega > 0$. These conditions do not uniquely determine $\lambda_j(\omega) = \sqrt{\text{Re} Z_j(\omega)} e^{i\vartheta_j(\omega)}$, leaving an arbitrariness in the phase $\vartheta_j(\omega)$. For example, one may include a piece of transmission line of length l into the filter, which amounts to $\vartheta_j \rightarrow \vartheta_j + \omega l/c_j$. We do not need the explicit construction, since measurable quantities are phase-independent.

The resulting expressions of the voltage and current at the resistor j in terms of the bosonic mode operators,

$$\hat{V}_j(t) = \int_0^\infty d\omega \sqrt{\frac{\hbar\omega}{4\pi}} \left[\frac{Z_j(\omega)}{\lambda_j(\omega)} \hat{a}_{j,\omega}^+ + \frac{Z_j^*(\omega)}{\lambda_j^*(\omega)} \hat{a}_{j,\omega}^- \right] e^{-i\omega t} + \text{h.c.}, \quad (2a)$$

$$\hat{I}_j(t) = \int_0^\infty d\omega \sqrt{\frac{\hbar\omega}{4\pi}} \left[\frac{1}{\lambda_j(\omega)} \hat{a}_{j,\omega}^+ - \frac{1}{\lambda_j^*(\omega)} \hat{a}_{j,\omega}^- \right] e^{-i\omega t} + \text{h.c.}, \quad (2b)$$

will be our main tool in the following. We can note some of their properties. (i) Applying a classical voltage drive to the resistor means imposing $\hat{V}_j(t) = V_{\text{ext}} e^{-i\omega_{\text{ext}} t} + \text{c.c.}$. Then from Eq. (2a) we find $\hat{a}_{j,\omega}^+ = V_{\text{ext}} [\lambda_j(\omega)/Z_j(\omega)] \sqrt{4\pi/(\hbar\omega)} \delta(\omega - \omega_{\text{ext}}) - [Z_j^*(\omega)/Z_j(\omega)] e^{2i\vartheta_j(\omega)} \hat{a}_{j,\omega}^-$, and Eq. (2b) yields $\langle \hat{I}_j(t) \rangle = V_{\text{ext}} e^{-i\omega_{\text{ext}} t} / Z_j(\omega_{\text{ext}}) + \text{c.c.}$, consistent with the definition of $Z_j(\omega)$. (ii) If the resistor is disconnected from the rest of the circuit, thus imposing $\hat{I}_j = 0$, then Eq. (2b) fixes $\hat{a}_{j,\omega}^+ = e^{2i\vartheta_j(\omega)} \hat{a}_{j,\omega}^-$. The average anticommutator $\langle \{\hat{V}_j(t), \hat{V}_j(0)\} \rangle$, calculated from Eq. (2a), yields the standard Johnson-Nyquist expression and $\vartheta_j(\omega)$ drops out. Thus, $\hat{I}_j^-(t)$, the $\sigma = -$ component of $\hat{I}_j(t)$, plays the same role as the fluctuating current source $I_j^{\text{fl}}(t)$ attached in parallel to each resistor in the FED approach (Fig. 2); specifically, the same voltage is produced if $Z_j(\omega) I_j^{\text{fl}}(\omega) = -2 \text{Re} Z_j(\omega) \hat{I}_j^-(\omega)$, for any external circuit. (iii) We define the power, injected into the j th resistor from the rest of the circuit, as $\hat{P}_j(t) \equiv \{\hat{I}_j(t), \hat{V}_j(t)\}/2$. For its time average, Eqs. (2) give the

natural expression

$$\int_{-\tau/2}^{\tau/2} \frac{dt}{\tau} \hat{P}_j(t) \underset{\tau \rightarrow \infty}{\sim} \frac{1}{\tau} \int_0^\infty d\omega \hbar \omega \sum_{\sigma=\pm} \sigma \frac{\{\hat{a}_{j,\omega}^{\sigma\dagger}, \hat{a}_{j,\omega}^\sigma\}}{2}. \quad (3)$$

The same expression is obtained for the time average of $\{\hat{\mathcal{I}}_j(0, t), \hat{V}_j(0, t)\}/2$ from Eqs (1). Thus, the introduced filter is indeed non-dissipative, although it can accumulate some energy for a finite interval of time, as any reactive element.

Scattering matrix.— The operators $\hat{a}_{j,\omega}^+$ of outgoing excitations are related to those of incoming excitations. In a linear coupling circuit without external drives, this relation must be linear and frequency-conserving, $\hat{a}_{j,\omega}^+ = \sum_k S_{jk}(\omega) \hat{a}_{k,\omega}^-$, where $S_{jk}(\omega)$ is the scattering matrix [29]. It must be holomorphic for $\text{Im}(\omega) > 0$ by causality; otherwise, the outgoing excitation $\hat{a}_{j,\omega}^+(t) = \sum_k \int dt' S_{jk}(t-t') \hat{a}_{k,\omega}^-(t')$ would depend on $\hat{a}_{j,\omega}^-(t')$ in the future. Since the coupling circuit is lossless (all dissipative elements must be included as reservoirs), the scattering matrix must be unitary, $\sum_k S_{kj}^*(\omega) S_{kl}(\omega) = \delta_{jl}$ [30].

To find the scattering matrix, it is sufficient to solve the linear circuit equations (Kirchhoff laws), with no need to specify the circuit Hamiltonian. In fact, the procedure can be reduced to that used in the circuit FED approach [23]: associating a fluctuating current source $I_j^\Pi(t)$ to each resistor, from Kirchhoff laws one finds the voltage drop at each resistor. Suppose this problem is solved, with the voltages expressed as $V_j(\omega) = \sum_k \zeta_{jk}(\omega) I_k^\Pi(\omega)$ (the matrix $\zeta_{jk}(\omega)$ should not be confused with the impedance matrix which relates the total currents, not the fluctuating sources). Then, using Eq. (2a) and the relation $Z_j(\omega) I_j^\Pi(\omega) = -2 \text{Re} Z_j(\omega) \hat{I}_j^-(\omega)$, we can express the scattering matrix as

$$S_{jk}(\omega) = \frac{2\lambda_j(\omega)\lambda_k(\omega)}{Z_j(\omega)Z_k(\omega)} \zeta_{jk}(\omega) - \delta_{jk} \frac{\lambda_j(\omega)Z_j^*(\omega)}{\lambda_j^*(\omega)Z_j(\omega)}. \quad (4)$$

The dissipated power (energy current) $\hat{P}_j(t) = \{\hat{I}_j(t), \hat{V}_j(t)\}/2$ then reads

$$\begin{aligned} \hat{P}_j(t) = & - \int_{-\infty}^{\infty} \frac{d\omega d\omega'}{4\pi} \hbar \sqrt{|\omega\omega'|} e^{i(\omega-\omega')t} \\ & \times \sum_{k,l} A_{kl}^j(\omega, \omega') \hat{a}_{k,\omega}^\dagger \hat{a}_{l,\omega'}, \end{aligned} \quad (5a)$$

where we denoted $\hat{a}_{j,\omega>0} \equiv \hat{a}_{j,\omega}^-$ and $\hat{a}_{j,\omega<0} \equiv \hat{a}_{j,\omega}^+$ for compactness, we defined $S_{ij}(\omega < 0) = S_{ij}^*(\omega)$, and the

matrix $A_{kl}^j(\omega, \omega')$ is given by

$$\begin{aligned} A_{kl}^j(\omega, \omega') = & - \frac{Z_j^*(\omega) + Z_j(\omega')}{2\lambda_j^*(\omega)\lambda_j(\omega')} S_{jk}^*(\omega) S_{jl}(\omega') \\ & - \frac{Z_j(\omega) - Z_j(\omega')}{2\lambda_j(\omega)\lambda_j(\omega')} \delta_{jk} S_{jl}(\omega') \\ & + \frac{Z_j^*(\omega) - Z_j^*(\omega')}{2\lambda_j^*(\omega)\lambda_j^*(\omega')} S_{jk}^*(\omega) \delta_{jl} \\ & + \frac{Z_j(\omega) + Z_j(\omega')}{2\lambda_j(\omega)\lambda_j(\omega')} \delta_{jk} \delta_{jl}. \end{aligned} \quad (5b)$$

These expressions can be viewed as the extension of the general Büttiker's formula [6, 8] to the case of energy current, and represent the main formal result of our work.

To understand the origin of the difference between Eqs. (5) and the simpler Büttiker's formula, we note that the latter is recovered if instead of the power flowing into the whole impedance $Z_j(\omega)$, one considers the power flowing into its TL part; it is obtained by setting $Z_j, Z_j^* \rightarrow z_j$ and $\lambda_j \rightarrow \sqrt{z_j}$ in Eq. (5b) with the same scattering matrix. This Büttiker-like energy current $\hat{P}_j^B(t)$ matches that in Refs. [6, 8] for the particle current, where the effective particle velocity $v_j \propto 1/z_j$. Here, the frequency dependence of $Z_j(\omega)$ necessarily implies $\text{Im} Z_j(\omega) \neq 0$ due to Kramers-Kronig relations and results in a reactive component of the reservoir, where energy can be stored temporarily. The reactive contribution $\hat{P}_j - \hat{P}_j^B$ has no counterpart in the particle current since particle velocity must be real, even if energy-dependent.

Equations (5) result in a Landauer-type expression for the average dissipated power (or average energy current),

$$\langle \hat{P}_j \rangle = \sum_k \int_0^\infty \frac{d\omega}{2\pi} \hbar \omega |S_{jk}(\omega)|^2 [n_k(\omega) - n_j(\omega)] \quad (6)$$

well-known in the context of NFRHT; here we see how the transmission coefficient $|S_{jk}(\omega)|^2$, usually introduced phenomenologically, arises explicitly from the scattering framework. The added value of Eqs. (5) is that they enable one to calculate all higher-order correlation functions of the energy current, just like the Büttiker's formula for the electric current. Indeed, the incident excitations being in the thermal state, arbitrary averages of the $\hat{a}_{j,\omega}$ operators can be evaluated from the pair average $\langle \hat{a}_{j,\omega} \hat{a}_{k,\omega'} \rangle = \delta_{jk} \delta(\omega + \omega') n_j(\omega') \text{sgn } \omega'$ using Wick's theorem [31]. Power correlations cannot be computed in the semiclassical FED framework; it contains only the average anticommutator of fluctuating currents, while correlators of order 2 and higher involve also commutators.

Heat current noise spectrum.— Energy current correl-

ations between two reservoirs j and k are given by

$$\begin{aligned}
 W_{jk}(\Omega) &= \int_{-\infty}^{\infty} dt e^{i\Omega t} \left[\frac{1}{2} \langle \{ \hat{P}_j(t), \hat{P}_k(0) \} \rangle - \langle \hat{P}_j \rangle \langle \hat{P}_k \rangle \right] \\
 &= \sum_{l,m} \int_{-\infty}^{\infty} \frac{d\omega}{16\pi} \hbar^2 \omega(\omega + \Omega) \\
 &\quad \times A_{lm}^j(\omega, \omega + \Omega) A_{ml}^k(\omega + \Omega, \omega) \\
 &\quad \times \left[\coth \frac{\hbar\omega}{2k_B T_l} \coth \frac{\hbar(\omega + \Omega)}{2k_B T_m} - 1 \right]. \quad (7)
 \end{aligned}$$

A similar expression $W_{jk}^B(\Omega)$, matching the one in Refs. [6, 8], can be constructed for the correlations of energy currents $\hat{P}_j^B(t)$ between TLs, by replacing $Z_j, Z_j^* \rightarrow z_j$ and $\lambda_j \rightarrow \sqrt{z_j}$ in Eq. (5b) for $A_{kl}^j(\omega, \omega')$ [32]. However, in contrast to Eq. (7), thus defined $W_{jk}^B(\Omega)$ does depend on the phases $\vartheta_j(\omega)$, in contrast to the average value $\langle \hat{P}_j^B(t) \rangle = \langle \hat{P}_j(t) \rangle$.

The simple physical reason for such behavior is that a reactive element can accumulate some energy for a finite amount of time, and thus affect finite-frequency heat current fluctuations, while a finite average current can only be accommodated by a dissipative element. Which reactive elements must be included into the reservoirs and which belong to the external circuit depends on their microscopic nature and on how the energy current is actually measured. Typically, one measures changes in electronic temperatures and its fluctuations [33]. For example, a small piece of metal with the Drude conductivity $\sigma(\omega) = \sigma_0/(1 - i\omega\tau)$ (τ being the momentum relaxation time) can be effectively represented as a resistor and an inductor in series. A tunnel junction is equivalent to a resistor and a capacitor in parallel. However, in both cases the reactive and the dissipative components are effectively made of the same electrons, there is no way to physically separate them, so $\hat{P}^B(t)$ is not measurable.

In principle, the heat current noise spectrum allows to distinguish between reactive elements in the reservoir and in the coupling circuit, while this distinction is not contained in the average heat current. To illustrate this point, we calculate the noise spectrum for the specific examples of a low-pass and resonant-pass filter. Both cases can be viewed as two impedances $Z_{1,2}(\omega)$, galvanically connected in a loop. The scattering matrix for this configuration is straightforwardly found from Eqs. (2) and the conditions $\hat{V}_1 = \hat{V}_2, \hat{I}_1 = -\hat{I}_2$:

$$S = \frac{1}{Z_1 + Z_2} \begin{pmatrix} \lambda_1(Z_2 - Z_1^*)/\lambda_1^* & 2\lambda_1\lambda_2 \\ 2\lambda_1\lambda_2 & \lambda_2(Z_1 - Z_2^*)/\lambda_2^* \end{pmatrix}. \quad (8)$$

We focus on the power flowing into reservoir 1 and calculate $W_{11}(\Omega)$ assuming for simplicity $T_1 \ll T_2$.

The low-pass filter consists of a parallel RC element with the impedance $Z_1(\omega) = R/(1 - i\omega RC)$, coupled galvanically to a second resistor $Z_2(\omega) = R$ [Fig. 3(a)]. At $\omega RC \gg 1$, the heat current noise is actually dominated

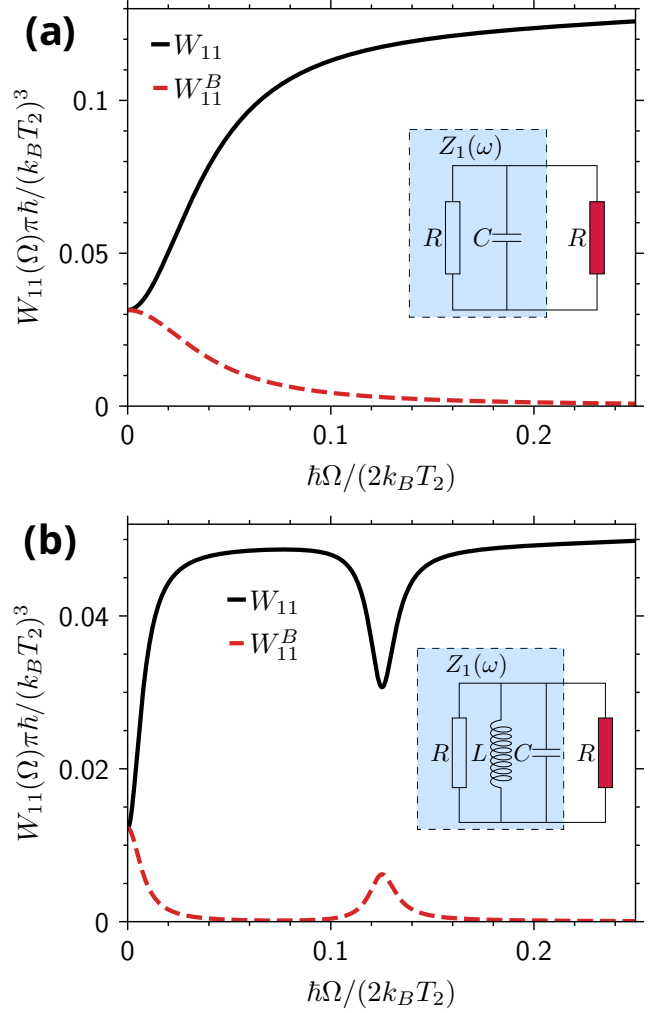


Figure 3. Heat current noise spectrum $W_{11}(\Omega)$ (solid line) and the Büttiker-like contribution $W_{11}^B(\Omega)$ (dashed line), for circuits shown in the respective insets. (a) Low-pass filter with $k_B T_2 RC/\hbar = 50$. (b) Resonant-pass filter with $k_B T_2 L/(R\hbar) = 1/2$ and $k_B T_2 \sqrt{LC}/\hbar = 8$. $T_1 \ll T_2$ is assumed.

by the reactive contribution, since at high frequencies most of the current flows through the capacitor.

In the second example, two resistors are coupled via an LC resonator [Fig. 3(b)]. Including the resonator into the first reservoir again yields strongly different $W_{11}(\Omega)$ and $W_{11}^B(\Omega)$. At the same time, the $W_{11}^B(\Omega)$ curve in Fig. 3(b) also corresponds to $W_{11}(\Omega)$ for the reservoir including only the resistor, while the resonator is included into the coupling circuit. Physically, one can think of a small metallic particle hosting a plasmonic resonance (represented by the LC resonator) together with electron-hole pair excitations (the resistor). The circuit partitioning is then determined by the energy measurement protocol, which may be either sensitive to electron-hole pairs only, or to the plasmonic energy as well.

Conclusions.— We have developed a quantum-mechanical scattering theory for NFRHT in general electric circuits, which enables one to calculate fluctuations of the energy current, unlike the standard semiclassical FED approach. Our general expression differs from the Büttiker’s formula for particle current fluctuations in the presence of reactive components in the energy reservoir. We show that this reactive contribution can dominate the energy current fluctuations at finite frequencies.

We expect our construction not to be restricted to the circuit picture of NFRHT, and to be extendable to the standard picture with spatially extended bodies and fields described by Maxwell’s equations. In a structure described by a position-dependent optical conductivity $\sigma(\omega, \mathbf{r})$ without spatial dispersion, each point \mathbf{r} where $\text{Re } \sigma(\omega, \mathbf{r}) > 0$ effectively represents an independent dissipative bath. Thus, it should be possible to express the power dissipated at each point in terms of a scattering matrix $S_{ij}(\omega, \mathbf{r}, \mathbf{r}')$ determined from the Maxwell’s equations.

This research was supported by the Deutsche Forschungsgemeinschaft (DFG; German Research Foundation) via SFB 1432 (Project No. 425217212).

-
- [1] R. Landauer, Electrical transport in open and closed systems, *Zeitschrift für Physik B Condensed Matter* **68**, 217 (1987).
- [2] D. Angelescu, M. Cross, and M. Roukes, Heat transport in mesoscopic systems, *Superlattices and Microstructures* **23**, 673 (1998).
- [3] J. P. Pekola and B. Karimi, Colloquium: Quantum heat transport in condensed matter systems, *Reviews of Modern Physics* **93**, 041001 (2021).
- [4] Y. Imry, *Introduction to mesoscopic physics* (Oxford University Press, 2001).
- [5] Y. V. Nazarov and Y. M. Blanter, *Quantum Transport: Introduction to Nanoscience* (Cambridge University Press, 2009).
- [6] M. Büttiker, Scattering theory of current and intensity noise correlations in conductors and wave guides, *Physical Review B* **46**, 12485 (1992).
- [7] R. Landauer, The noise is the signal, *Nature* **392**, 658 (1998).
- [8] Y. Blanter and M. Büttiker, Shot noise in mesoscopic conductors, *Physics Reports* **336**, 1 (2000).
- [9] T. Ojanen and T. T. Heikkilä, Photon heat transport in low-dimensional nanostructures, *Physical Review B* **76**, 073414 (2007).
- [10] S. M. Rytov, *Theory of electric fluctuations and thermal radiation* (Air Force Cambridge Research Center, Bedford, MA, 1953).
- [11] S. M. Rytov, Y. A. Kravtsov, and V. I. Tatarskii, *Principles of statistical radiophysics* (Springer-Verlag, Berlin Heidelberg, 1989).
- [12] D. Polder and M. Van Hove, Theory of Radiative Heat Transfer between Closely Spaced Bodies, *Phys. Rev. B* **4**, 3303 (1971).
- [13] K. Joulain, J.-P. Mulet, F. Marquier, R. Carminati, and J.-J. Greffet, Surface electromagnetic waves thermally excited: Radiative heat transfer, coherence properties and Casimir forces revisited in the near field, *Surface Science Reports* **57**, 59 (2005).
- [14] A. Volokitin and B. N. Persson, Near-field radiative heat transfer and noncontact friction, *Reviews of Modern Physics* **79**, 1291 (2007).
- [15] G. Bimonte, T. Emig, M. Kardar, and M. Krüger, Nonequilibrium fluctuational quantum electrodynamics: Heat radiation, heat transfer, and force, *Annual Review of Condensed Matter Physics* **8**, 119 (2017).
- [16] S.-A. Biehs, E. Rousseau, and J.-J. Greffet, Mesoscopic description of radiative heat transfer at the nanoscale, *Physical Review Letters* **105**, 234301 (2010).
- [17] H. H. Yap and J.-S. Wang, Radiative heat transfer as a Landauer-Büttiker problem, *Physical Review E* **95**, 012126 (2017).
- [18] D. Golubev and J. Pekola, Statistics of heat exchange between two resistors, *Physical Review B* **92**, 085412 (2015).
- [19] S.-A. Biehs and P. Ben-Abdallah, Fluctuations of radiative heat exchange between two bodies, *Phys. Rev. B* **97**, 201406 (2018).
- [20] G. Tang and J.-S. Wang, Heat transfer statistics in extreme-near-field radiation, *Physical Review B* **98**, 125401 (2018).
- [21] F. Herz, C. Kathmann, and S.-A. Biehs, General trace formula for heat flux fluctuations, *EPL (Europhysics Letters)* **130**, 44003 (2020).
- [22] J. L. Wise, N. Roubinowitz, W. Belzig, and D. M. Basko, Signature of resonant modes in radiative heat current noise spectrum, *Phys. Rev. B* **106**, 165407 (2022).
- [23] L. M. A. Pascal, H. Courtois, and F. W. J. Hekking, Circuit approach to photonic heat transport, *Phys. Rev. B* **83**, 125113 (2011).
- [24] M. Meschke, W. Guichard, and J. P. Pekola, Single-mode heat conduction by photons, *Nature* **444**, 187 (2006).
- [25] T. Ojanen and A.-P. Jauho, Mesoscopic Photon Heat Transistor, *Phys. Rev. Lett.* **100**, 155902 (2008).
- [26] J. L. Wise, D. M. Basko, and F. W. Hekking, Role of disorder in plasmon-assisted near-field heat transfer between two-dimensional metals, *Physical Review B* **101**, 205411 (2020).
- [27] R. Pauli, Darlington’s theorem and complex normalization, *International Journal of Circuit Theory and Applications* **17**, 429 (1989).
- [28] N. Balabanian and T. A. Bickart, *Electrical network theory* (John Wiley & Sons Inc., 1969).
- [29] Typically, the coupling circuit does not conserve the number of excitations; indeed, electrostatic/magnetostatic coupling enters the circuit Hamiltonian via charges/fluxes which involve linear combinations of creation and annihilation operators. However, this non-conservation may occur only transiently in the scattering region, but not in the asymptotic scattering states. Mixing creation and annihilation operators in the scattering relation would allow for production of excitation pairs out of vacuum, which is forbidden in a stable harmonic system without external drives.
- [30] D. M. Pozar, *Microwave engineering: theory and techniques* (John Wiley & Sons Inc., 2021).
- [31] Wick’s theorem guarantees that energy current correlat-

ors do not depend on the phases $\vartheta_j(\omega)$. Indeed, $S_{jk}(\omega) \propto e^{i\vartheta_j(\omega)+i\vartheta_k(\omega)}$ and $A_{kl}^j(\omega, \omega') \propto e^{-i\vartheta_k(\omega)+i\vartheta_l(\omega')}$, so each annihilation/creation operator $\hat{\alpha}_{j,\omega}$ in Eq. (5a) is accompanied by the corresponding phase factor. Since $\vartheta_j(\omega) = -\vartheta_j(-\omega)$, the phase factors cancel out upon averaging.

[32] A minor difference from the particle current fluctu-

ations in Refs. [6, 8] is the contribution from averages $\langle \hat{\alpha}_{k,\omega_1} \hat{\alpha}_{l,\omega_2} \rangle \langle \hat{\alpha}_{k',\omega'_1}^\dagger \hat{\alpha}_{l',\omega'_2}^\dagger \rangle$ coming from Wick's theorem.

Due to the symmetry $A_{kl}^j(-\omega, -\omega') = A_{lk}^j(\omega', \omega)$, this only produces a factor of 2 in $W_{ij}(\Omega)$.

[33] B. Karimi, F. Brange, P. Samuelsson, and J. P. Pekola, Reaching the ultimate energy resolution of a quantum detector, *Nature Communications* **11**, 367 (2020).