

Remarkable Scale Relation, Approximate SU(5), Fluctuating Lattice

H.B.Nielsen, Niels Bohr Institute

March 24, 2025

Abstract

We discuss a series of 8 energy scales, some of which just speculated by ourselves, and fit the logarithms of these energies as a straight line versus a quantity related to the dimensionalities of action terms in a way to be defined in the article.

These terms in the action are related to the energy scales in question. So e.g. the dimensionality of Einstein Hilbert action coefficient is one related to the Planck scale. In fact we suppose in the cases described with quantum field theory, that there is for each of our energy scales a pair of associated terms in the Lagrangian density, one “kinetic” and one “mass- or current” term. We use for our plotting of the energy scales the ratio of the dimensionality of say the “non-kinetic” to the dimensionality of the “kinetic” one. The explanation for our phenomenological finding that the logarithm of the energies depend as a straight line on the dimensionality defined integer q , we give as an ontological - i.e. it really exists in nature in our model - “fluctuating lattice” with a very broad distribution of say the link size a . We take it Gaussian in the logarithm, $\ln(a)$. A fluctuating lattice is very natural in a theory with general relativity, since it corresponds to fluctuations in the gauge d.o.f. of general relativity.

Intriguing are the lowest ones of our energy scales, being by us not described by quantum field theory as the other ones, but by actions for single particle or single string respectively, because the string scale fits well with hadronic strings, and the particle scale is presumably the mass scale of Standard Model group monopoles, a bound state of a couple of which might be the dimuon resonance (or statistical fluctuation) found in LHC with mass 28 GeV.

1 Introduction

Here we seek to develop an idea of there being several energy scales competing for being candidates for the fundamental energy scale with the Planck scale $1.22 * 10^{19} \text{ GeV}$ first put forward in our work seeing a unification with an **approximate**[1]SU(5)[9, 10, 11, 27, 32] without susy, which gives a

unification scale $5 * 10^{13} GeV$ (also Senjanovic [50] considers minimal approximate SU(5)) much lower than the Planck scale. In our work on approximate SU(5) we actually by assuming that at the unification scale the unified coupling should be just three times as weak (because of assuming a gauge group being a cross product of three copies of the Standard model group, a group for which we argue in [36, 38, 37]) as a lattice critical coupling [28, 29, 30, 31, 33, 34, 35] and a system of scales like we shall go into details with below, only using the ones we call in this article “fermion dip” (approximated by the top mass), “Planck scale” and the approximate SU(5) “unified scale”, got very good fitting of the fine structure constants.

While probably most physicists feel rather sure, that the fundamental scales for velocity and action are respectively light velocity c and the action quantum \hbar , that also the Newton gravitational coupling G should be the third dimensionized quantity to use to build a “fundamental” system of units, is somewhat less safe. In fact there are several physical phenomena and regularities - such as our approximate SU(5) scale $5 * 10^{13} GeV$ [1] or seesaw neutrinos [8], which point to different scales, than the Planck scale pointed out by the Newton coupling constant G . It is the point of the present article to bring a series of such scales, including some, which are our own speculations though, into a fit by a straight line of the logarithms of the energy values pointed to versus a certain dimensionality difference q to be discussed below. In the simplest cases, such as Planck scale and the scale of masses of the see-saw neutrinos, we define dimensionality related quantity q as the dimensionality of a to the scale in question related ratio of Lagrangian term coefficients. In fact we take a ratio of a coefficient to a kinetic term to typically a mass term; the mass term we may exchange with some coupling to a current term instead. That is to say, that we associate with each of our “scales” (except some in single particle or string description ones to be discussed by themselves, and fermion tip scale (also to be discussed below)) in the series we consider, a pair of Lagrangian density terms - or have at least such ones vaguely in mind -, a pair with one term being a kinetic term and the other one “non-kinetic” (this is the mass term or the current coupling term typically).

In the actual cases - of scales- studied either the kinetic or the non-kinetic term, we shall think of, will be in the usual formulation written without any dimensionized coefficient, and we shall then just remember to insert an extra minus sign in counting the dimensionality for the kinetic term, while no such extra sign is needed when it is the non-kinetic term, which carry the dimensionized coefficient.

1.1 A few works involved with similar things

Somewhat analogous looking at several scales is found by Funkhouser [2], and Stojkovic [3] looks for the fundamental scale.

The fluctuating lattice, which is the main model in the present work, can be considered a development of the idea irregular lattice such as Vergeles[4] who works on circumventing the problem of species doubling. Also J. Brockmann and J. Frank[5] work with an irregular lattice, and you may see the lectures by Martin Lüscher [6].

A fluctuating lattice was used for diffusion equation by Alexander J. Wagner and Kyle Strand[7].

1.2 A pedagogical example

The very simplest, case from which to extend to other cases of energy scales, is to compare the two scales here called “see-saw”[8] and “scalars”, which are supposed be two energy scales at which you shall find respectively a lot of Fermion masses (for the “see-saw”) and a lot of bosons (for the “scalars”). The “see-saw”-scale is the one supposed to deliver the right handed or Majorana neutrinos in turn giving us neutrino oscillations for the usual (left handed) neutrinos. The scale “scalars” should similarly give us a lot of bosons - but it is purely our invention or speculation of our own (and note that the only true scalar, the Higgs is not at all at this scale in our fitting! The “scalars” scale turn out around $4 * 10^8 GeV$, while Higgs is at 125GeV or 246 GeV.). However, we add to it the hypothesis, that there are more symmetries than we know in the Standard Model, and that some of them are broken down spontaneously by means of some of the bosons having masses in the mass-scale “scalars” range and being in some cases tachyonic, so that assuming that the (“fundamental”) couplings are of order unity the vacuum expectation values of the fields breaking the symmetries will be of the order the “scalars” scale, too. Then one may see that weakening of an amplitude (a Feynman diagram say) breaking one of these symmetries will be of the order

$$\text{Weakening factor} \approx \frac{\text{“scalars”}}{\text{“see - saw”}}, \quad (1)$$

so that we in this way can connect our fitting to some experimental data even in the case of our invented scale “scalars”; we have namely in studying the spectrum of the quarks and leptons in the Standard Model typically rather large mass ratios supposedly due to some approximately conserved symmetries[60]. Our idea is to identify the typical mass ratios, which in some phenomenological model could be due to just one symmetry breaking, with the ratio of the two scales(1).

Now the prediction from the “fluctuating lattice”[1] which is the name of the model, which shall below explain our relations. Let us present the relatively simple example of the seesaw and the scalars scales:

Compare the Lagrangian densities in quantum field theory for fermions and bosons (we ignore the interactions and just look for the free Lagrangian

density terms, nor for notational dependent factors $1/2$, nor the signs)

$$\mathcal{L}_f = i\bar{\psi}\not{\partial}\psi + m_f\bar{\psi}\psi \quad (2)$$

$$\mathcal{L}_b = g^{\mu\nu}\partial_\mu\phi * \partial_\nu\phi - m_b^2\phi\phi \quad (3)$$

(we here cared only for orders of magnitude) The important point is, that the to be identified with energy scale or masses m_f for the fermions and m_b for the bosons come into the Lagrangian in two different powers (which we denote by the letter q), m^q , i.e.

$$m_f \text{ comes to the power } q = 1 \text{ i.e. } m_f \quad (4)$$

$$\text{while } m_b \text{ comes to the power } q = 2 \text{ i.e. } m_b^2. \quad (5)$$

For dimensional reasons this means, that in a “fluctuating lattice”[1] in which the link size a varies from place to place and has quantum fluctuations, we get the averages order of magnitudewise - assuming that couplings, that are dimensionless are of order unity -

$$\text{Average } m_f = \langle 1/a \rangle \quad (6)$$

$$\text{while Average } m_b = \sqrt{\langle 1/a^2 \rangle}. \quad (7)$$

For narrow distributions in $1/a$ these two expressions are close, but we shall end up with a distribution in our model having been fitted, which is very broad indeed and the two different numbers (6) and (7) deviate by a factor of the order of 251 (which is going to be a “holy number” in this article).

Of course there is no fun in getting two points corresponding to two scales on a line, but of course we can claim just, that our interest in the present work is the extension of seeing, that plotting the logarithm of the mass scales - here $\log(m_f)$ and $\log(m_b)$ - as function of q ($=$ the power) is our interest; but then it is crucial to truly extend the series of scales if not to 8 as we do, then at least to three.

1.3 Outline

In the next section, number 2, we generalize the idea of the “power” q by an extension, that makes it possible to give it a meaning, provided you relate the scale in question to a ratio of the coefficients of two terms in the action denotable as “kinetic” and “non-kinetic”(in the case of the Planck scale, gravity, it is rather all the matter part of the action, which plays the role of the “non-kinetic” term replacing the mass terms from our example, “see-saw” and “scalars”). In section 3 we already put forward our main table listing all the 8 scales and their fit, although we still postpone to explain other ones of the scales but the first - highest- ones, which are describable in

term of coefficients of Lagrangian density terms in a quantum field theory (namely “Planck scale”, “see-saw scale” and “scalars scale”).

In section 4 we go through the series of scales and explain, what they mean and their for us important quantities, an effective “dimension difference” q and the energy of the scale. We separate the scales into groups and deliver two plots for the high and the small ones among the scales respectively, but at the end we also show the full straight line, which fits very well for all our 8 scales.

In section 5 we deliver a theoretical argument based on an old idea of ours for explaining, that there are gauge symmetries in nature [64] which with gravity leads also to the idea of the fluctuating lattice. This argumentation has basically nothing to do with our many well fitting scales a priori, but it rather an independent argument for a fluctuating lattice.

The conclusion is in section 6 and the outlook means, that one can hope a much lower fundamental energy scale, e.g. what we call the “fermion tip” scale at $10^4 GeV$, than we would be used to think because of expecting that the most fundamental scale is the Planck scale.

2 Definition of a Dimensionality quantity q and Fluctuating Lattice Model

2.1 On the variation of actions under a , Fluctuations in Fluctuating Lattice

To extract a mass of a particle say you usually need two terms in the action: a kinetic term (for the particle in question) and the mass term for it. These two terms should be proportional to the field of the particle, the mass of which we go for, raised to the same power usually to the second power. From dimensional arguments one can figure out from the dimensionality of the constant coefficient C_i to the pure field factors $\mathcal{L}_i(x)$ to which power of the lattice constant a this factor $\mathcal{L}_i(x)$ shall behave as function of the lattice constant a . In fact one can use that the contribution to a little bit of space time to the action $\int C_i \mathcal{L}_i(x) d^4x$ must be dimensionless, because

the action is dimensionless in our notation with $\hbar = 1$. In fact

$$\text{Since contribution "Bit of action"} = \int C_i \mathcal{L}_i(X) d^4x \text{ is dimensionless,} \quad (8)$$

$$\text{and } \# \text{ hypercubes in } d^4x \propto 1/a^4 \quad (9)$$

$$\text{taking the fields in } \mathcal{L}_i(x) \text{ to have } \dim field_i = \text{"sum of dimensions of fields"} \quad (10)$$

$$\text{and } \# derivatives = \text{the number of } \partial_\mu \text{'s} \quad (11)$$

$$\text{we get } \dim_E(\mathcal{L}_i) = \# derivatives + \dim(fields_i) \quad (12)$$

$$\text{so with } \dim_E(d^4x) = -4 \quad (13)$$

$$\dim_E(C_i) = -\dim_E(\mathcal{L}_i) + 4 \quad (14)$$

$$= -\dim(fields_i) - \# derivatives + 4$$

$$\text{Crudely } C_i \sim 1/a^{\dim(C_i)} (\text{for dimensionless coupling being of order unity}) \quad (15)$$

Let us be specific of how locally seen the lattice constant a varies under the fluctuations of it in the fluctuating lattice.

It fluctuates so that in given piece of space time, say an infinitesimal one d^4x the number of hypercubes goes as $\propto (1/a)^4$, while each cell four-volume compensate for it by going as a^4 .

When a field like the field in a gauge theory A_μ has dimension $[length^{-1}] = [energy]$ one will extract it from the lattice variables by dividing it explicitly by a lattice constant like e.g.

$$A_\mu(x) \approx (U(-) - \mathbf{1})/a (\text{for small deviation of } U(-) \text{ from } \mathbf{1}), \quad (16)$$

This is of course in the gauge field case suggested to be natural, because the field A_μ reminds of a differential quotient then.

If we want a Klein Gordon field, a scalar field $\phi(x)$ in the usual notation of it having dimension $[energy]$, there are no such "excuse", and if we want to express it in terms of an a -independent site variable Φ , we simple have to by definition take

$$\phi(x) = \frac{\Phi(\cdot)}{a}. \quad (17)$$

When we want to extract e.g. the mass of a scalar field, we compare coefficients of the two terms

$$\text{"kinetic"} = g^{\mu\nu} \partial_\mu \phi^\dagger * \partial_\nu \phi \quad (18)$$

$$\text{"non-kinetic"} = m^2 \phi^\dagger \phi \quad (19)$$

in the Lagrangian density. The two terms may, say, behave as function of the lattice constant a as a^k and a^l respectively and the ratio of the "non-kinetic" to the "kinetic" goes as $a^{(l-k)}$, which is a^{-2} for dimensional reasons in the case of a scalar particle looking for its mass square. In fact in the usual notation we have $k = 0$ and $l = -2$.

2.2 Effect of Strong Flutuations on Averages

Now we are interested averaging this ratio over the fluctuations of the fluctuating lattice, which we suppose has the Gaussian distribution in the logarithm of the link size a , i.e. we assume that this size a has the distribution

$$P(\ln a)d\ln a = \frac{1}{\sqrt{2\pi}\sigma} \exp\left(-\frac{(\ln a - \ln a_0)^2}{2\sigma}\right)d\ln a \quad (20)$$

(The more detailed motivation for this assumption (20) is given in subsubsection 2.2.1 just below.)

The main little calculation now is to obtain the average under the fluctuation of a power a^p of the link size a :

$$\langle a^p \rangle = \frac{\int P(\ln a) a^p d\ln a}{\int P(\ln a) d\ln a} \quad (21a)$$

$$= \int \frac{1}{\sqrt{2\pi}\sigma} \exp\left(-\frac{(\ln a - \ln a_0)^2}{2\sigma}\right) a^p d\ln a \quad (21b)$$

$$= \int \frac{1}{\sqrt{2\pi}\sigma} \exp\left(-\frac{(\ln a - \ln a_0)^2}{2\sigma} + p \ln a\right) d\ln a \quad (21c)$$

$$= \int \frac{1}{\sqrt{2\pi}\sigma} \exp\left(-\frac{(\ln a - \ln a_0 + p\sigma)^2 - (-\ln a_0 + p\sigma)^2 + (\ln a_0)^2}{2\sigma}\right) d\ln a$$

$$= \int \frac{1}{\sqrt{2\pi}\sigma} \exp\left(-\frac{(\ln a - \ln a_0 + p\sigma)^2 + 2\ln a_0 * p\sigma - (p\sigma)^2}{2\sigma}\right) d\ln a \quad (21d)$$

$$= a_0^p * \exp(-p^2 * \sigma/2) \quad (21e)$$

$$= (a_0 \exp(-p/2 * \sigma))^p \quad (21f)$$

This little calculation may be interpreted to say, that the effect of the fluctuation in $\ln a$ with the spread σ leads to replacing the a priori lattice link size a_0 as

$$a_0 \rightarrow a_0 \exp(-p/2 * \sigma) \quad (22)$$

$$\text{or } 1/a_0 \rightarrow 1/a_0 * \exp(p/2 * \sigma) \quad (23)$$

$$\text{for looking for } a^p \text{ or } (1/a)^{-p} \quad (24)$$

Let us say, we want to see the effect of change for action wherein the “non-kinetic” term has a coefficient with dimention $[mass^q]$ higher than the “kinetic” one. So from dimensional reasons the “non-kinetic” term has to behave with a factor $(1/a)^q$ higher than the “kinetic” one. This means that this ratio is a^{-q} and the original lattice size a_0 will for the purpose of this mass be replaced

$$a_0 \rightarrow a_0 \exp(q/2 * \sigma) \quad (25a)$$

$$\text{or } m = a_0^{-1} \rightarrow a_0^{-1} \exp(-q/2\sigma) = m \exp(-q/2 * \sigma) \text{ (in the cases like (6) and (7).)}$$

We can of course only expect such formulas to work for particles, which are not mass-protected, such as the see-saw right handed or Majorana neutrinos, so the fermion mass scale given by the mass power $q = 1$ is by us considered the see-saw-neutrino scale and denoted by such in our table. Similarly for the $q = 2$ scale, which we call “scalar scale”, we speculate, that many bosons have masses of that order of magnitude, and associated with that also some expectation values of boson fields breaking presumably various symmetries. In fact we believe we can include the Planck scale with an effective $q = -2$. For the gravity the Einstein-Hilbert action is of course to be considered a “kinetic” term, and we may consider the matter action as essentially taking the role of the mass term in the analogy with our first examples. But now the coefficient to the “kinetic” Einstein-Hilbert is well-known to be of dimension $[1/(8\pi G)] = [mass^2] = [energy^2]$. This would correspond to the excess of the “non-kinetic”-coefficient over the “kinetic” one to be $[m^q] = [m^{-2}]$ i.e. $q = -2$.

2.2.1 Motivation for the Gaussian Distribution in the Logarithm

We would tend to argue that such statistical distribution as (20) is really a very often appering one. Although it were actually known before 1931 it is refered to at least by Kalecki[12] as the “Gibrat distribtuion” derivable from “Gibrat’s *loi de l*effet proportionnel*”, which means that the distribtuion has modified by some random independent proportionate changes, as we use just below. Pestieau and Possen[13] use it studying income distribution. The here proposed Lognormal distribtuion is also sometimes called Galton ditribtuion or Cobb-Douglas, see[14].

In our case the argumentation for this distribution of a Gaussian in the Logarithm is even more suggestive considering the section 5 below.

In fact we put below in section 5 the idea that the gauge of gravity - taken as ontologically existing being represented by a lattice - is fluctuating over the results of a huge set of possible gauge transformations (= reparametrizations), and that we should expect this lattice to be in first approximation distributed with the Haar-measure distribution in as far as such a Haar measure exists. But whatever the properties of the reparametrization group might be, it at least contains scaling as a subgroup. The Haar measure for the group of scalings is a flat distribution in the **logarithm** of the scaling factor. We now want to suppose that the distribution of say the size of the links in the fluctuating lattice should be approximately so that, if one starts from one link size and consider all link sizes obtained by transforming the whole lattice with all scale transformations weighted with the Haar measure (for the scaling group, hoped to be the same as for all reparametrizations), one should get the link distribution proposed. Of course with the true Haar measure for the scaling group one would get the distribtuion (20) with the spread σ being infinite. We consider it thus that it is just approximation that

we take instead a “very large” σ . That we take this very flat distribution to be just a Gaussian distribution, is the speculation, that it will likely in some hoped for more detailed theory for it in the future come out as composed of several fluctuations composed on top of each other in an approximate scale invariant way. Scaling in successive steps will mean adding in the logarithm and thus leads to precisely a Gaussian in the logarithm, as we have chosen.

2.2.2 “unification scale”

For pure Yang Mills you have no mass term, but could possibly imagine splitting the Yang Mills action up into some terms with derivatives being the genuine kinetic terms while others could be thought of as “non-kinetic”, but in any case there are no dimensionized quantities in the action, and thus in the just put forward scheme we should imagine that it is the very a_0 the a priori lattice scale, which should correspond to the scale related to the Yang Mills action. But in the philosophy of at least an approximate SU(5), we should take the approximate unification scale giving us a_0 . In other words the effective q for the unification scale should be $q = 0$.

We have now seen for the four uppermost of the energy scales, which I consider, that they can be classified by an “effective mass term dimension” q .

2.2.3 Postponing three scales

We shall postpone till below, when discussing these scales, to tell how we can extend the concept of the “effective mass term dimension” q to three more speculated energy scales, which we shall call: “Fermion tip”(obtained by extrapolating in the appropriate way the spectrum of quark and leptons in the Standard Model), “monopole scale” (from the speculation that there are after all monopoles, say for QCD, and that a bound state of them were found in LHC[62] as a dimuon resonance of mass 28 GeV), and “string scale” (which very mysterious in a way points to the very old first studied strings being hadrons.).

3 Our Main tabel

But let us to put up the main point of our article so soon as possible present immediately the table of all the scales, we believe we can fit in our scheme and then explain and define the scales below:

Name comming from status	[Coefficient] Eff. q in m^q term	“Measured” value Our Fitted value	Text ref. Lagangian dens.	
Planck scale Gavitational G wellknown	$[mass^2]$ in kin.t. $q=-2$	$1.22 * 10^{19} GeV$ $2.44 * 10^{18} GeV$	(29) $\frac{R}{2\kappa}$ $\kappa = 8\pi G$	
Redused Planck Gravitational $8\pi G$ wellknown	$[mass^2]$ in kin.t. $q=-2$	$2.43 * 10^{18} GeV$ $2.44 * 10^{18} GeV$	(31) $\frac{R}{2\kappa}$ $\kappa = 8\pi G$	
Minimal $SU(5)$ fine structure const.s α_i only approximate	[1] $q=0$	$5.3 * 10^{13} GeV$ $3.91 * 10^{13} GeV$	(32) $\frac{F^2}{16\pi\alpha}$ $F_{\mu\nu} = \partial_\mu A_\nu - \partial_\nu A_\mu$	
Susy $SU(5)$ fine structure const.s works	[1] $q=0$	$10^{16} GeV$ $3.91 * 10^{13} GeV$	(33) $\frac{F^2}{16\pi\alpha}$ $F_{\mu\nu} = \partial_\mu A_\nu - \partial_\nu A_\mu$	
Inflation H CMB, cosmology “typical” number	[1]? $q=0?$	$10^{14} GeV$ $3.91 * 10^{13} GeV$	(47c) $\lambda\phi^4$ $V = \lambda\phi^4$	
Inflation $V^{1/4}$ CMB, cosmology “typical”	concistence ? $q=-1?$	$10^{16} GeV$ $9.96 * 10^{15} GeV$	(47b) consistency $V = \lambda\phi^4?$	
See-saw Neutrino ossillations modeldependent	$[mass]$ in non – kin. $q=1$	$10^{11} GeV$ $1.56 * 10^{11} GeV$	(34) $m_R \bar{\psi}\psi$ m_R right hand mass	
Scalars	$[mass^2]$ in non – kin.	$\frac{seesaw}{44 \text{ to } 560}$	(36, 37)	
small hierarchy invented by me	$q=2$	$\frac{1.56*10^{11} GeV}{250}$	$m_{sc}^2 \phi ^2$ breaking $\frac{seesaw}{scalars}$	
Fermion tip fermion masses extrapolation	“ $[mass^4]$ in non – kin.” $q=4$	$10^4 GeV$ $10^4 GeV$	(57) “1” quadrat fit	
Monopole dimuon 28 GeV invented	“ $[mass^5]$ in non – kin.” $q=5$	$28 GeV$ $40 GeV$	(71) $m_{monopol} \int ds$ $S \propto a$	
String $1/\alpha'$ hadrons intriguing	“ $[mass^6]$ in non – kin.” $q=6$	$1 GeV$ $0.16 GeV$	(80) Nambu Goto $S \propto a^2$	
String $T_{hagedorn}$ hadrons intriguing	“ $[mass^6]$ in non-kin.” $q=6$	$0.170 GeV$ $0.16 GeV$	(81) Nambu Goto	

3.1 Explanation of the Table

The uppermost block in the table delimited by double horizontal lines is the explanation of the columns, and each of the successive such blocks delimited by double lines represent one energy scale proposed. There are eight such energy scales described. The single horizontal lines seperate slightly different versions of the energy scale described in the block delimited by the double lines, typically only deviations by a number of order unity, so these multiplication of the same scale a couple of times is usually not of any significant interest, and may be ignored. (In the case of the “inflation scale” the different formulation though deviate by morethan an order of magni-

tude, and the use of susy for unifying SU(5) scale deviate also more from the minimal SU(5) scale, and our model fits best the no susy.)

The table is in four columns, but in each of these four columns we have put two to three different items for each scale.

3.1.1 Content in the different columns

- **The first column (from left)** contains the three items:
 - 1. A name, we just ascribe to the scale in question.
 - 2. An allusion to, from which data the energy scale number is determined.
 - 3. What we call “status”, an estimation of how good the story of the scale in question is.
- **In the second column** the items are:
 - 1. [*coefficient*]: It is the dimensionality of the coefficient to a term in the Lagrangian relevant for the interaction giving the scale in question. In the table is added either “in kin.t.” or “in non-kin.”, meaning respectively, that the term with the coefficient of the dimension given is the kinetic term or the non-kinetic term respectively.
 - 2. In next line inside this column 2 is written the quantity q and its value for the scale in question, or some effective value for this q . For non-kin. $q = \dim_{energy}(coefficient)$, while for “kin.t.” it is $q = -\dim_{energy}(coefficient)$ because we have in all of cases (by accident), that the other coefficient is dimensionless.
- Then in the **third column**: comes the numbers, the energy scale.
 - 1. In the top line inside the blocks comes the experimental or rather best theoretical estimate from the experimental data. (the type of data was mentioned in second line in column 1).
 - 2. In the next line we have put the fit to the straight line of the logarithm of the energy versus q . It is given by the fitting formula:

$$\begin{aligned} \text{“fitted value”} &= 10^4 GeV * (250)^{4-q} & (26) \\ &= 3.91 * 10^{13} GeV * 250^{-q}. & (27) \end{aligned}$$
- **In fourth column**:
 - 1. In first line is a reference to the formula in the text representing the decision as to, what value to take for the scale in question. (Usually at best trustable to order of magnitude.)

- 2. In the second line is the Lagrangian density used in determining the dimension of its coefficient, [*coefficient*].
- 3. In the third line we put some formula or remark supposed to make it recognizable, what the Lagrangian density in the line 2 means.

Note in general that the main point of our paper is that the **two numbers in the third column agree** for most of the scales. The agreement for the susy unification is though not so impressive, while the minimal SU(5) unification and the inflation Hubble constant H , seems to fit better, but the associated $V^{1/4}$ we only get into our scheme by using its relation to the inflation Hubble Lemaitre expansion in the inflation time by LFRW relation. Therefore we wrote “consistency” for this $V^{1/4}$ case..

4 Discussions of the Several Different Scales

4.1 The Four Hughest and Simplest to Discuss Scales

4.1.1 Planck Scale

The Planck energy scale is the scale defined by means of the Newton gravitational constant G , and conventionally we define

$$\text{Planck energy} = E_P = \sqrt{\frac{\hbar c^5}{G}} = 1.9561 * 10^9 J \quad (28)$$

$$= 1.22 * 10^{19} GeV, \quad (29)$$

but since the quantity that occurs in the Einstein-Hilbert-action $S_{EH} = \int \frac{1}{2\kappa} R \sqrt{-g} d^4x$ is in fact $\kappa = 8\pi G$, it would be indeed very natural to instead use the so called “reduced Planck energy”

$$\text{Reduced Pl. energy} = E_P / \sqrt{8\pi} = 3.9019 * 10^8 J \quad (30)$$

$$= 2.43 * 10^{18} GeV. \quad (31)$$

The Einstein-Hilbert action, we just saw, had a coefficient of dimension $[1/(2\kappa)] = [GeV^2] = [mass^2]$ and since the scalar curvature R being of the form of two derivatives acting on the metric tensor $g_{\mu\nu}$ it is of course to be considered a “kinetic” term. There is of course no true mass term since the graviton shall be massless, but we may then claim to compare the Einstein-Hilbert-term with some or all the matter action, which contains $g^{\mu\nu}$ e.g.. In any case these matter terms have no dimensionized coefficients unless they are involved in some of the other scales, and we consider them effectively without any for the Planck scale relevant dimensionized coefficient. Thus the ratio of the kinetic term compared to the non-kinetic one is $[mass^2]$. Thus counted the opposite way, i.e. the ratio of the non-kinetic to the kinetic

term coefficient has the dimension $[mass^q] = [mass^{-2}]$ and so $q = -2$ for the Planck energy scale.

4.1.2 (approximate) Unification scale

The Lagrangian density term, which we associate with this “unification scale” is the Yang Mills Lagrangian density, which has the dimensionality of energy to the fourth power (it happens that because this dimension just cancels that of the measure d^4x in four dimensions, the coefficient, essentially the inverse fine structure constants, are dimensionless. In fact it is wellknown that the finestructure constants are dimensionless, and thus if we consider $F_{\mu\nu}^2$ a kinetic term and there is no dimensionized candidate for a term to compare with, it is clear that ratio of the coefficients will be just of zero dimensionality. The candidates for non-kinetic term would be either some other part of the $F_{\mu\nu}^2$ term than the genuine kinetic term with two derivatives or the current-gauge-boson coupling term, like $j^\mu(x)A_\mu(x)$. So $q = 0$.

This means then, that there will come no factor due to the fluctuation, and the scale of the lattice will be the a_0 itself. But now by assuming that the **approximate** meeting of the running couplings predicted by $SU(5)$ would mean, that a scale is pointed out, namely the approximate unification scale. We even pointed out in [1], that except for a factor 3 the deviation of the measured fine structure constants from exact $SU(5)$ could be interpreted as a lattice quantum correction. That is to say we proposed a lattice plaquette action which in the classical approximation gave just $SU(5)$ relations between the couplings for a Standard Model Group lattice model. We even managed using the assumption the gauge couplings being critical [1, 15, 16] and some rudimentary version of the present article scale fitting using what we call AntiGUT [17, 18, 16, 15, 20, 21, 22, 23, 24, ?] to essentially obtain the three Standard Model fine structure constants. In our “Approximate $SU(5)$, Fine structure constants”[1] we fit the replacement of unification to be from the three measured finestructure constants

$$\mu_U = 5.13 * 10^{13} GeV, \quad (32)$$

but we could crudely have gotten this value just by looking at the plot of the running inverse fine structure constants as function of the logarithm of the energy scale μ and ask for where there is a neck, where the three inverse fine structure constants are closest to each other.

By just looking roughly on the running coupling constant plot for the energy scale at which the “unify the best” we get a very similar value as the one by our quantum corrections multiplied by three value (32)

With susy assumed a number more like (see e.g. [51])

$$M_U = 10^{16} GeV \quad (33)$$

Name	Scale	Quality	
“True” Takanishi et al.	$1.0 * 10^6 \text{ to } 7.8 * 10^9 GeV$	somewhat serious	[26, ?]
Takanishi’s and our model	$1.2 * 10^{15} GeV$	low	[26]
Steven Kings Model	$3.9 * 10^{10} GeV$	serious (susy)	[53]
Simple statistical estimate	$1.4 * 10^9 GeV$	a bit	
Mohapatra’s guess	$10^{14} GeV \text{ to } 10^{15}$	inaccurate	[54]
Grimus and Lavoura	$\sim 10^{11} GeV$	serious	[55]
Davidson and Ibarra Bound	$\geq 10^9 GeV$	serious	[56]

Table 1: In this table we collect some numbers mentioned for the right handed neutrinoes that could be connected with the known neutrino oscillations , and mostly also to creation of baryon assymetry.

is achieved. This $10^{16} GeV$ fits worse in our final fit, and we could in that sense say, that our model disfavors susy.

4.1.3 See-saw Scale

We collected a few references for estimates of the typical mass scale for the right handed neutrinoes causing the non-zero mass differences with their neutrino oscillations for the observed (left handed) neutrinoes.

Some such quite model dependent values for the right handed neutrino masses are given in the table 4.1.3 The most suggestive value seems to be

$$\mu_{see-saw} = 10^{11} GeV. \quad (34)$$

Since the the mass term for a fermion - such as a see-saw “right handed” neutrino - is wellknown to have a coefficient deviating from that of the corresponding kinetic term by a ratio having the dimensionality $[mass]$ it is trivial that for this see-saw scale $q = 1$. (We saw it already in subsection of the introduction.)

4.1.4 The Scalar scale

This “scalar scale” represents the speculative assumption, that at some scale you will find a lot of scalar bosons with order of magnitudewise the same mass. It should basically be the majority of scalars existing. (But remember that the wellknow Higgs falls completely outside our scheme for some reason of it being fine tuned in mass presumably. It fails our model.) Since for a scalar the dimensional ratio of the coefficient of the mass term to that of the kinetic term is $[mass^2]$ of course such a scale of scalars should correspond to the scale with $q = 2$.(We also saw that already in a subsection of the introduction.)

We naturally suppose, that assuming coupling constant of order unity a series of vacuum expectation values should have the same orders of magnitude.

If this is so, these vacuum expectation values could cause breakings of symmetries, that might be found at higher scales. In fact we suggest that such expectation values should cause the phenomenon known as the little hierarchy problem:

The ratios of different fermion masses in the Standard Model are often rather high numbers. This would be a problem, if one assumes, that all the various coupling constants are of order unity. If one, however, have one or preferably several **weakly** broken symmetries, which distinguishes in charges some right and left handed components of the Standard Model chiral fermion fields, then such an occurrence of large mass ratios among the Standard Model fermions would easily and naturally occur. This is what is called Froggatt-Nielsen mechanism.[60]

But there is still a large number problem in as far as one may still ask, could it be natural that the symmetry breakings were **weak**? In the present paper we shall answer this question by saying, that we get the large ratios because the scalar scale is a large number lower in energy than the see-saw scale. In this way we refer the problem of the big numbers to a common big number giving also the big ratios of our different energy scales.

It is namely so, that the typical Feynman diagrams for giving masses to Standard model fermions via breaking of some symmetries will be series vacuum expectation values of the boson fields interspaced with propagators for fermions. But according to our philosophy the majority of fermions have masses of the order of the “see-saw” scale, and the majority of vacuum expectation values breaking some of the symmetries have expectation values of the order of the “scalar” scale. So the breaking become **weak** by a ratio of the scalar scale energy over the see-saw scale energy. This is according to our fit of the order of 250. So we predict, that the typical ratios of Standard model fermion masses shall be of the order of a few factors of a number of this order of 250. This is indeed close to being true, in as far as the successive charged leptons have ratios not far from 250.

To get a number to give as a phenomenological value for the big number(s) explaining the small hierarchy problem we looked for some quark mass ratios being about equal so as to having hopefully found the ratio coming by breaking one of the symmetries supposedly weakly broken several times. (But likely one would find better estimates by help of the literature

[26, 45, 46]) This search led to the chain of quarks:

$$top \text{ with mass} = 172GeV \quad (35a)$$

$$\text{Ratio } top/bottom = 41.1 \quad (35b)$$

$$bottom \text{ with mass} = 4.18GeV \quad (35c)$$

$$\text{Ratio } bottom/strange = 44.9 \quad (35d)$$

$$strange \text{ with mass} = 93MeV \quad (35e)$$

$$\text{Ratio } strange/up = 42.2 \quad (35f)$$

$$up \text{ with mass} = 2.2MeV. \quad (35g)$$

Here obviously the same ratio about 43 occurs three times. So assuming the Yukawa-coupling g_y in the mention daigram part to be 1 we get the scale-ratio:

$$\frac{\text{"see - saw"}}{\text{"scalars"}} = 43 \quad (36)$$

$$\text{but with } g_y = \sqrt{4\pi} \text{ then: } \frac{\text{"see - saw"}}{\text{"scalars"}} = 43 * 3.54 = 152 \quad (37)$$

4.1.5 Straight line relation for the “Simplest Upper Four”

On the figure 1 we see that indeed the four simplest to assign q -values for uppermost four scales lie wonderfully on a straight line to the only order of magnitude accuracy, which we can hope for. The overall energy scale of the energy scales is a dimensionfull number and there is of course no way to hope for the theory to predict that, but the slope of the straingt line fitting, which corresponds to that for each lowering of q by one unit, the energy scale goes up by a factor 266, represent a pure number, that a priori could be hoped to be predicted from some theory. It is so to speak a “holy number” like say the fine structure constants.

4.2 The more complicated scales

The remaining four scales we have left here to the end because we consider them complicated in a couple of ways: The “infaltion” scale is a cosmological scale rather than a scale of physical laws, so it might at the end not truly belong in our scheme ? The other three scales are complicated once you start from the field theory defined scales studied at first, because we for these scales do not use a field theory description, but rather use a descripton of single strings and single monoles, and thus the factor we already talked about, that the number of lattice hypercubes in a piece of space time varies as $1/a^4$, is no longer relevant for the single particle descriptions.

Finally the “Fermion tip” scale involves very speculative extra assumptions, but to make up for it is associated with a reasonable fit of the density of fermion masses on an $\ln m$ -axis.

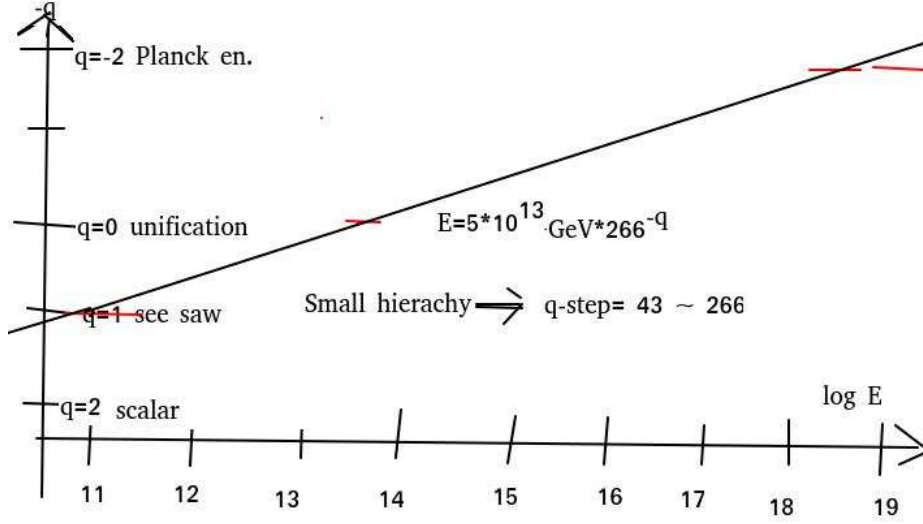


Figure 1: The plot of the dimension-of-coefficient-related q (actually more negative q goes upwards) versus the 10-logarithm of the energy scale measured in GeV (we took the \log_{10} rather than \ln , because we have given the energy scales in powers of ten; so it is easier to translate to the energy scales these \log_{10} numbers). We did not present the point for “scalar” directly, because the small hierarchy mass ratios rather give us the ratio of the see-saw scale energy over the scalar one, and this ratio is simply the step-factor in energy scale per lowering of q by one unit. The fit for this lowering factor from the three scales presented is 266. This is indeed of the order of the small hierarchy mass ratios. We found a chain of four quark masses, t, b, s , and u , having rather closely the ratio 43 in mass successively (see (35a-35g)). This 43 deviates from the 266 by less than a factor 4π say, in as far as it is only deviating by 6.2. Below in the article we shall extend this plot to the scales which have a more complicated discussion.)

4.2.1 The Inflation scale

Thinking of the inflation rate $H_{inflation}$ as representing an expansion of both space and the lattice somehow following the space expansion it would mean a big number being present in the lattice expansion, if during one link length step the space the world expanded faster than by of order unity. So in the philosophy of taking the couplings of order unity at the fundamental level, we should have no faster expansion than that, but presumably have just that rate of expansion order of magnitudewise. That is to say we expect

$$H_{inflation} \approx < 1/a > \approx 1/a_0. \quad (38)$$

The last argumentation here is that, since we have not found any reason why the a should be biased, except for the bias of being looked at in a quantum field theory in which one in a fixed continuum region d^4x sees a number of hypercubes proportional to $1/a^4$. This is just the same bias as for the unification scale, and thus we predict that the $H_{inflation}$ shall be similar in order of magnitude to the unification scale. That is to say we should assign to the inflation rate scale the effective q -value

$$q|_{inflation\ H\ scale} = 0. \quad (39)$$

We could also ask for the potential V for the inflaton field during the inflaton era, or rather consider its fourth root $V^{1/4}$ an energy scale. Now, however, this V during inflation is related to the inflation rate $H_{inflation}$ supposedly of order $1/a_0$ by the FLRW equation. In fact we have

$$\left(\frac{\dot{a}}{a}\right)^2 + \frac{k}{a^2} - \frac{\Lambda}{3} = \frac{\kappa}{3}\rho \quad (40a)$$

$$\text{or with } \Lambda = \kappa * V \quad (40b)$$

$$\text{and dropping } k \text{ and } \rho = 0 \quad (40c)$$

$$H^2 \approx \kappa * V \approx \frac{V}{E_{pl}^2} \quad (40d)$$

$$\text{So in our fit with } H_{inflation} \approx 1/a_0 \quad (40e)$$

$$E_{Pl} \approx 1/a_0 * \text{"stepfactor"}''^2 \quad (40f)$$

$$V^{1/4} \approx 1/a_0 * \text{"stepfactor"}''^{-q_{V^{1/4}}} \quad (40g)$$

$$\text{we must have } q_{V^{1/4}} = -1. \quad (40h)$$

Here “*stepfactor*” was the factor by which the scale goes up each time the q -value goes down with one unit. We found this “holy number” “*stepfactor*” = 251.

Indeed the $q = 0$ meaning that the Hubble-Lemaitre expansion at inflation time should be of same order as the unification scale (using approximate SU(5)) is agreeing with that according to Engquist[57] it is $10^{14} GeV$, very close to the one for “unification scale”.

The Inflation Hubble-Lemaitre Constant (at end of inflation)

- **Liddle** As a scale to represent the energy scale for the inflation period of the universe we may - perhaps a bit biased - choose the Hubble-Lemaitre expansion at the end of the inflation: H_{end} which according to Andrew Liddle [58] takes values like

$$\frac{H_{end}}{m_{Pl}} = 7.5 * 10^{-5} \left(1 + \frac{240}{\alpha}\right)^{-\frac{2+\alpha}{4}} \quad (41)$$

$$= 6.2 * 10^{-7} \text{ for } \alpha = 2 \quad (42)$$

$$\text{or} = 1.6 * 10^{-7} \text{ for } \alpha = 4 \quad (43)$$

Using the values $1.22 * 10^{19} GeV$ or $2.43 * 10^{18} GeV$ for the m_{pl} we get numbers like

$$1.22 * 10^{19} GeV * 6.2 * 10^{-7} = 7.6 * 10^{12} GeV \quad (44a)$$

$$1.22 * 10^{19} GeV * 1.6 * 10^{-7} = 1.9 * 10^{12} \quad (44b)$$

$$2.43 * 10^{18} GeV * 6.2 * 10^{-7} = 1.5 * 10^{12} GeV \quad (44c)$$

$$2.43 * 10^{18} GeV * 1.6 * 10^{-7} = 3.9 * 10^{11} GeV. \quad (44d)$$

In fact the highest one of these Liddle numbers for H_{end} is only a factor 7 lower than the “unification” scale $5 * 10^{13} GeV$ and that is not even one order of magnitude.

- **Enquist**

In an article by Enquist [57] we find

$$(V/\epsilon)^{1/4} = 0.027 M \quad (45)$$

$$\text{where } M = M_P/\sqrt{8\pi} \text{ is the reduced Planck scale} \quad (46)$$

Taking a typical (but not necessarily true) value

$$\epsilon(\text{typical}) \sim \mathcal{O}(0.01) \quad (47a)$$

$$V^{1/4} \sim 2.43 * 10^{18} GeV * 0.027 * \sqrt[4]{0.01}$$

$$\sim 2 * 10^{16} GeV \quad (47b)$$

$$\text{and Enquist says } H(\text{during inflation}) \sim 10^{14} GeV \quad (47c)$$

Enquists value is a factor 2 above the “unification” scale, so we can indeed claim as our model predict that the scales of unification and inflation should coincide order of magnitudewise. Liddle is below and Enquist above the unification scale with their inflation scales.

The (fourth root of) Inflation Potential $v^{1/4}$

- **Belleomo et al.**

In the article by Belleomo et al[59] we find

$$V^{1/4} = \left(\frac{3}{2} \pi^2 r \mathcal{P}_\zeta \right)^{1/4} M_P \sim 3.3 \times 10^{16} r^{1/4} GeV \quad (48)$$

Here r is the ration of the tensor spectrum $\Delta_t(k_*)$ to the scalar one $\Delta_{\mathcal{R}}(k_*)$

$$r = \frac{\Delta_t(k_*)}{\Delta_{\mathcal{R}}(k_*)}. \quad (49)$$

$$r = 0.056 \pm 0.007 \quad (50)$$

$$\text{giving } r^{1/4} = 0.486 \quad (51)$$

$$\text{and } V^{1/4} \sim 1.6 * 10^{16} GeV. \quad (52)$$

- **Liddle** Liddle[58] gives a value

$$V^{1/4} \approx 10^{-3} m_{pl} \approx 10^{16} GeV \quad (53)$$

These scales for $V^{1/4}$ seems a bit too high for our argument that the highest energy density possible should be given by the lattice scale given by the a_0 . I.e. we should have gotten the same value for $V^{1/4}$ in inflation as the $5 * 10^{13}$ which was the unification scale.

But it seems the fourth root energy density at unification were about 200 times larger than unification scale. But the Hubble Lemaitre constant at inflation seems to match our model better.

4.3 The Three Lowest Energy Scales

In order to argue for the effective q -value for the Fermion tip scale and two other scales (nemely string and monole), we have to first discuss how to average in a couple of different ways over the hypercubes in a fluctuating lattice.

One can indeed imagine a couple of ways of averaging:

- One way to average is simply to count all lattice hypercubes say equally whether they happen to be big or small in the fluctuating lattice.
- Another way consists in asking for what are their effect for a little finite or may be infinitesimal piece in space-time, because that is what will appear as the effect from a certain little region in space time. Now it will be so that if the lattice is locally dense, which means if a is

small then a higher number of hypercubes will be counted into a given small region. And oppositely, when the lattice has big masks only a few hypercubes will be counted into a given little region. The factor by which we get an overcounting by asking for the contribution to a given little region is of course proportional to $1/a^4$. Of course this factor $1/a^4$ is the same for the kinetic and the non-kinetic terms discussed for the first four “simple” scales, and thus this makes no difference for them. But it means that had we asked for an absolute value of a term in the Lagrangian then we should use an averaging with an $1/a^4$ included.

So when we above denoted the “genuine” average link size by a_0 , it was an average using in fact such an $1/a^4$ weighting.

So honestly speaking we should define two different average link sizes

$$a_0 = \frac{\langle a * 1/a^4 \rangle_{counting}}{\langle 1 \rangle_{counting}} \quad (54a)$$

$$\text{and } a_{0 \text{ counting}} = \langle a \rangle_{counting} \quad (54b)$$

$$\text{Of course } a_{0 \text{ counting}} = a_0 * \exp(\sigma/2 * 4) \quad (54c)$$

by similar using the Gaussian distribution as we did above.

So the true maximum in the distribution of a -sizes in the sense of just counting hypercubes is thus really bigger than the size corresponding to the “unification scale” a_0 by a factor $266^4 = 5 * 10^9$. Thinking in energy scales, the scale corresponding to the by counting maximum in the number of links is $5 * 10^9$ times lower in energy than the unification scale.

4.3.1 The Fermion Tip Scale

This “Fermion Tip” scale is defined as an extrapolation of the density on the energy/mass axis of masses of Fermions in the Standard Model to an energy point, at which the density of Fermion masses in the Standard Model distributed on the (logarithmic) energy axis goes to zero. If we talk the language of calling a Fermion “active” at higher energy scales E than the mass, the tip-point we talk about is the point where all the Standard Model Fermions just have become active according to a smoothed out distribution.

The philosophy of this fermion tip scale is a somewhat complicated speculative story containing the assumption that the number of active families should for the low energy scales below the “fermion tip” point equal what we can call the thickness of the lattice. Really we have in mind a multiplication of the lattice so that in reality should be one lattice for each family. This is what would be the case if we had at higher energies not simply the Standard Model Group but rather a cross product of one Standard Model group for each family. On this type of model we worked a lot and it is called AntiGUT model[20, 21, 22, 23, 24, 25].

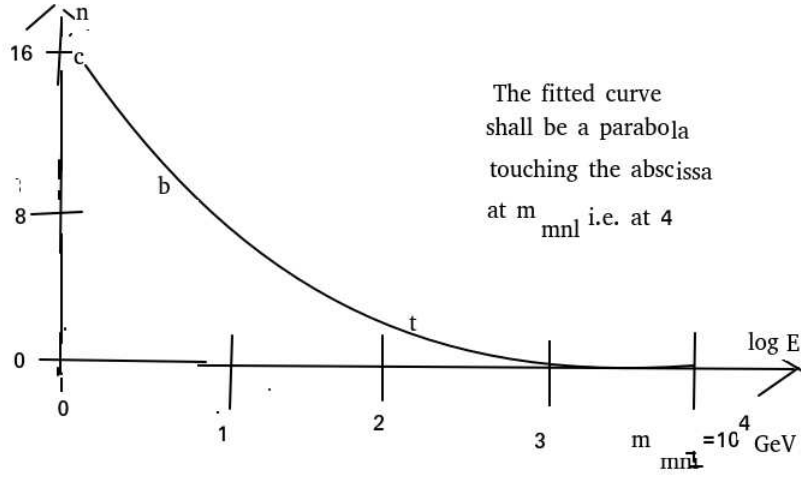


Figure 2: Because the distribution of log links after size has a maximum at the fermion tip point, we suggest that also the density of active fermions(= fermions with lower mass than the scale E , at which you ask for the density of links) should behave this way, meaning with a **parabola** behavior with maximum at the point m_{nml} (= the fermion tip point). If we take it that there are 45 or 44 chiral fermions per family the number of families will at chiral fermion number n counted from the top downwards in mass, be “Number of active families”= $(3*45-n)/45$. Note that the three shown point, c, b, and t, fit better on the parabola than on a straight line, and so the fitting form chosen is somewhat an empirical support.

For the use we make of this fitting of the fermion masses for the scale “fermion tip” it is only important that

- we extrapolate to the tip whatever distribution may fit,
- that this tip point represents the maximum density of lattice hypercubes by simple counting (not using field theory). It is this fact that leads to it having

$$q|_{\text{fermion tip}} = 4. \quad (55)$$

We make this extrapolation to a point, where the extrapolated Fermion mass-value density by fitting with a formula inspired by our model of this article, the fluctuating lattice with Gaussian distribution in the logarithm, just goes to zero. Really our fitting curve for the mass-value-density on the logarithmic mass axis is a parabola touching the zero-density axis at the top point just at the point we call the “fermion tip” scale.

The model behind our fitting formula is based on the physical, but very speculative assumption:

Speculation for fitting: At any energy scale E below the “Fermion Tip” point the number of “active fermions” at that scale is proportional to the number of say hyper-cubes in the fluctuating lattice with a link size corresponding to that energy ($a^{-1} = E$ is the correspondance). Here “active fermions” mean fermions with mass $m < E$.

So for example for E larger than the top-mass all the fermions in the Standard Model are formally “active” and the maximal amount of “active” Fermions is reached there. So the density must go to zero essentially at the top-mass; but now we want to replace the true as function irregular density of fermions on the energy/mass scale axis by a more smoothed out continuous function, and that brings the maximal point which we call μ_{mnl} somewhat higher up.

Our next assumption for the fitting function is, that

The number of “inactive fermions” as function of the scale E shall grow downward in energy E as **the square of the distance in logarithm** $\ln(\frac{m_{mnl}}{E})$ i.e. as $(\ln(\frac{m_{mnl}}{E}))^2$.

In order to see that such fitting hypothesis indeed are not in violent disagreement with the spectrum of Fermions counting their numbers weighted by the number of spin and color states, we shall present a table made for the adjust value of the tip-point being

$$\text{Tip point} = m_{mnl} = 10^4 \text{ GeV}, \quad (56)$$

but the point is that one can see, that the quantity, that should then be constant from fermion to fermion is indeed very little varying.

Description of two tables for the “fermion tip” scale

In the below tables, one for quarks and one for the charged leptons - the separation is quite irrelevant and we could just have put them in just one table - in the Standard Model, we have first column the name of the flavor. In column 2 we list the average for the group of particles of this flavour (there are three colors and two spins for each flavour, making us think of each flavour of quarks as representing $6 = 2 \times 3$ states) of their numbers in mass counted from above. E.g. the bunch of 6 bottom quarks have numbers from 7 to 12 and the average is given as 9. In the third column we give the basis 10 logarithm of the mass of the bunch of fermions with the flavour named in GeV. In the next column, the fourth one, we give the difference of this logarithm from that of our ansatz for the tip $m_{mnl} = 10 \text{ GeV}$, a value, which we have decided on through several attempts and drawings of plot; I.e. we give $\log_{10} m_{mnl} = 4$ minus the logarithm of the mass. The fifth column gives this difference squared and finally the sixth column gives this difference squared divided by the average number in the counting from above, i.e. diff^2/n . If density of mass-values along the logarithm of the mass axis was indeed going as a constant times diff^2 , then the number diff^2/n should be constant (actually the constant). Indeed the table shows, that this is approximately true.

We illustrate the type of curve to which we fit in figure 2.

$$\text{Quark for } m_{mnl} = 10^4 \text{ GeV} \quad (57)$$

Name	number n	Mass m	$\log_{10} \text{ GeV } m$	$\text{diff}=4 - \log m$	diff^2	diff^2/n
top	3 ± 1	$172.76 \pm 0.3 \text{ GeV}$	2.2374 ± 0.0008	1.7626	3.1066 ± 0.003	$1.0355 \pm 0.001 \pm 0.4$
bottom	9 ± 0.3	$4.18 \pm 0.0079 \text{ GeV}$	0.6212 ± 0.001	3.3788	11.416 ± 0.01	$1.268 \pm 0.001 \pm 0.03$
charm	17 or 15	1.27 ± 0.02	0.10382 ± 0.009	3.8962	15.180 ± 0.07	$0.893 \pm 0.004 \pm 0.06$
strange	25 or 23	$0.095 \pm 0.006 \text{ GeV}$	-1.0223 ± 0.003	5.0223	25.223 ± 0.03	$1.009 \pm 0.001 \pm 0.1$
down	31	$4.79 \pm 0.16 \text{ MeV}$	-2.3197 ± 0.01	6.3197	39.939 ± 0.06	1.288 ± 0.002
up	37	$2.01 \pm 0.14 \text{ MeV}$	-2.6968 ± 0.03	6.6968	44.847 ± 0.4	1.212 ± 0.01

$$\text{Leptons for } m_{mnl} = 10^4 \text{ GeV} \quad (58)$$

Name	number n	Mass m	$\log_{10} \text{ GeV } m$	$\text{diff}=4 - \log m$	diff^2	diff^2/n
τ	13 or 19	1.77686 ± 0.00012	0.2496 ± 0.00003	3.7503	14.065 ± 0.0003	$1.082 \pm 0.00002 \pm 0.4$
mu	21 or 27	$105.6583745 \pm 2.4 \times 10^{-6} \text{ MeV}$	$-0.9761 \dots \pm 10^{-8}$	4.9761	24.761 ± 10^{-7}	$1.179 \pm 4 \times 10^{-9} \pm 0.3$
electron	41	$0.51099895069 \pm 1.6 \times 10^{-10}$	$-3.2915 \pm 4 \times 10^{-10}$	7.2916	53.167 ± 10^{-8}	1.297 ± 10^{-11}

Our fitting of the fermion mass spectrum is based on a philosophy that below the energy scale m_{nml} we assume a density of “active” (meaning at the scale effectively massless) Fermion components $45 - n(\mu)$ (where n is the number in the mass series counted from high mass at the running scale μ)

to be proportional to

$$45 - n(\mu) \propto \exp\left(-\frac{\ln(\mu) - \ln(m_{nml})^2}{2\sigma_f}\right) \quad (59)$$

$$\text{or for small } n(\mu) \quad \frac{n(\mu)}{45} \approx \frac{\ln(\mu) - \ln(m_{nml})^2}{2\sigma_f} \quad (60)$$

$$\text{so that } \frac{(\ln(\mu) - \ln(m_{nml})^2)}{n(\mu)} \approx \frac{2\sigma_f}{45} \quad (61)$$

$$\text{or } \frac{diff^2}{n} \approx \frac{2\sigma_f}{45}, \quad (62)$$

with the notation of the table.

Taking from these tables

$$\left. \frac{diff^2}{n} \right|_{quarks} = 1.12 \quad (63)$$

$$\left. \frac{diff^2}{n} \right|_{leptons} = 1.19 \quad (64)$$

$$\text{Take average } \frac{diff^2}{n} = 1.14. \quad (65)$$

So

$$1.14 = \frac{2\sigma_f}{45} \quad (66)$$

$$\text{and thus } \sigma_f = \frac{1.14 * 45}{2} = 25.7 \quad (67)$$

We would have expected in our philosophy, that this spread $\sigma_f = 25.7$ from the fermion distribution should have been the same as the spread $\sigma = 11.0$ from the distribution of the scales, which is our main interest in this article. But they seem to deviate about by a factor 2. This is of course embarrassing too much, since the σ and σ_f are already logarithms and should be more accurate than that. But the point $m_{mnl} = 10^4 GeV$ at which we get the successful fit of the masses of the quarks and leptons is essentially an extrapolation towards the high mass part of the spectrum and should be well determined, even if we do not get the theoretical success with σ_f .

4.3.2 The Monopole Scale

It is wellknown[61] that in lattice gauge theories one gets monopoles, if it is possible, i.e. if the fundamental group $\pi_1(G)$ is non-trivial, as for Standard Model group[39, 37, 38] $G = S(U(2) \times U(3))$, where it is \mathbf{Z} . The Standard Model Group in the O’Raifeartaigh[39] sense is the group with the Lie

algebra as the Standard Model $U(1) \times SU(2) \times SU(3)$ but with its global structure arranged so that the representations of the **group** automatically obey the quantization rules electric charge being integer for colorless particles and have the right charge as known for the colored particles, quarks. The group manning that is the group $S(U(2) \times U(3))$, which consists of 5 by 5 matrices with the matrices for $SU(2)$ and $SU(3)$ along the diagonal and the determinant of the full 5 by 5 matrix restricted to be unity.

On the lattice with link variables taking values in the Standard Model Group one will now expect Dirac strings and associated monopoles to the elements in $\pi_1(S(U(2) \times U(3)))$, which means closed non-contractable loops inside this group. So there should be different types of monopoles corresponding to such loops inside the group. The ones with the smallest abelian monopole charge will have both weak and color magnetica charge, too. So we might expect the easiest combinations to get hold of would be pairs of monopoles confined much like the quark anti quark pairs, but now with color magnetic binding instead of color-electric fields connecting them.

In whatever form they should be found the order of magnitude of the mass of them should be estimated by thinking of the track of a monopole as a series of cubes in the lattice with each of the say 6 plaquette sides carrying approximately 1/6 the monopole charge. Each such cube in the series would cost of order unity in the action, and so the action for a long such chain of monopolic cubes, or simply a long time track for a monopole, will contribute to the action a term of the order of the chain measured in link-lengths. A similar time track in the continuum limit is of the order $\int m ds$ where ds is the infinitesimal distance element along the time track, and m is the mass of the particle, here the monopole. So we identify

$$\int m ds = \# \text{monopole cubes} * O(1)/a, \quad (68)$$

where a is the link size of the lattice used. This of course gives us - what must be true from dimensional arguments anyway - that

$$m \approx < 1/a >, \quad (69)$$

where it is easily seen that the averaging taken in the pure counting sense, since we did not use any field theory here. This means an effective q to get the average must be

$$q_{eff}(\text{for monopoles}) = 4 + 1 = 5. \quad (70)$$

This suggests from our fitting with the straight line an energy scale of the order $10^4 GeV / (250 \text{ or } 266) = 40 GeV$ or $38 GeV$. There has been seen extremely little deviations from the Standard Model in LHC, but in fact there was one possible statistical fluctuattion giving a dimuon resonance

with mass $28.3 \pm 0.4 GeV$ and width $\Gamma_{\mu\mu} = 1.9 \pm 1.3 GeV$ [62]. The statistical significance globally is 3.0 s.d..

In addition Arno Heister [63] has by analysing old ALEPH data found an enhancement at 30 GeV in mass for dimuon.

We may take these uncertain observation as seeing a monopole scale at

$$\text{“The monopole scale”} = 28 GeV. \quad (71)$$

4.3.3 The String Scale

Let us think, that there were some string theory scale and we know the usual Nambu-Goto-action being of the form

$$\text{Nambu-Goto action } \mathcal{S} = -\frac{T_0}{c} \int d\mathcal{A}, \quad (72)$$

where the integral over the area measure $d\mathcal{A}$ means the area of the time-track of the string. The coefficient is in partly historical notation

$$\frac{T_0}{c} = \frac{1}{2\pi\alpha'}, \quad (73)$$

where α' is the Regge pole slope used in Veneziano model.

It is not surprising, that an area proportional action should be proportional to the lattice link length squared, as is also enforced by the dimensionality of the coefficient

$$[T_0/c] = [1(2\pi\alpha')] = [area^{-2}] = [energy^2]. \quad (74)$$

Thus the effective q for the string scale, if there were one, would be

$$q_{eff}(\text{strings}) = 4 + 2 = 6. \quad (75)$$

An immediate estimate using say 250 or 266 for the per step in q factor in the energy scale, we find, that the string energy scale should be

$$\text{string energy scale} \approx 10^4 GeV / (250^2) \text{ or } 266^2) \quad (76)$$

$$= 0.16 GeV \text{ or } 0.14 GeV \quad (77)$$

$$\text{agreeing with } \sqrt{1/(2\pi\alpha')} = \sqrt{1/(2\pi 1.1 GeV^{-2})} \quad (78)$$

$$= 0.38 GeV (\text{order-of-magnitudewise}) \quad (79)$$

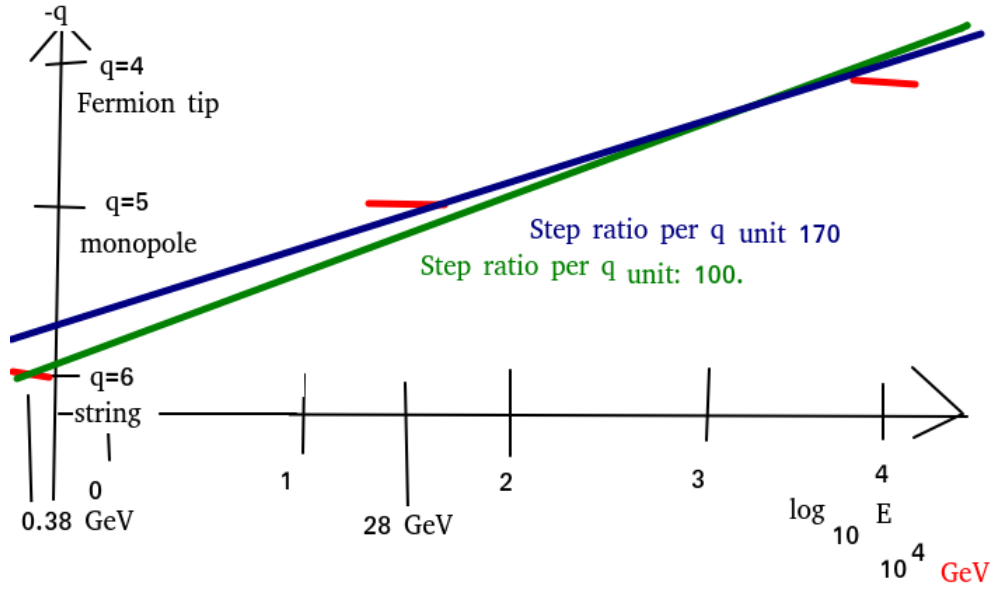
It suggests very strongly that we should like to take the appearance of string-like physics in hadron physics as giving us a **string scale**. We can say with

$$\text{From } \alpha' \text{ “string scale”} = 0.38 GeV \quad (80)$$

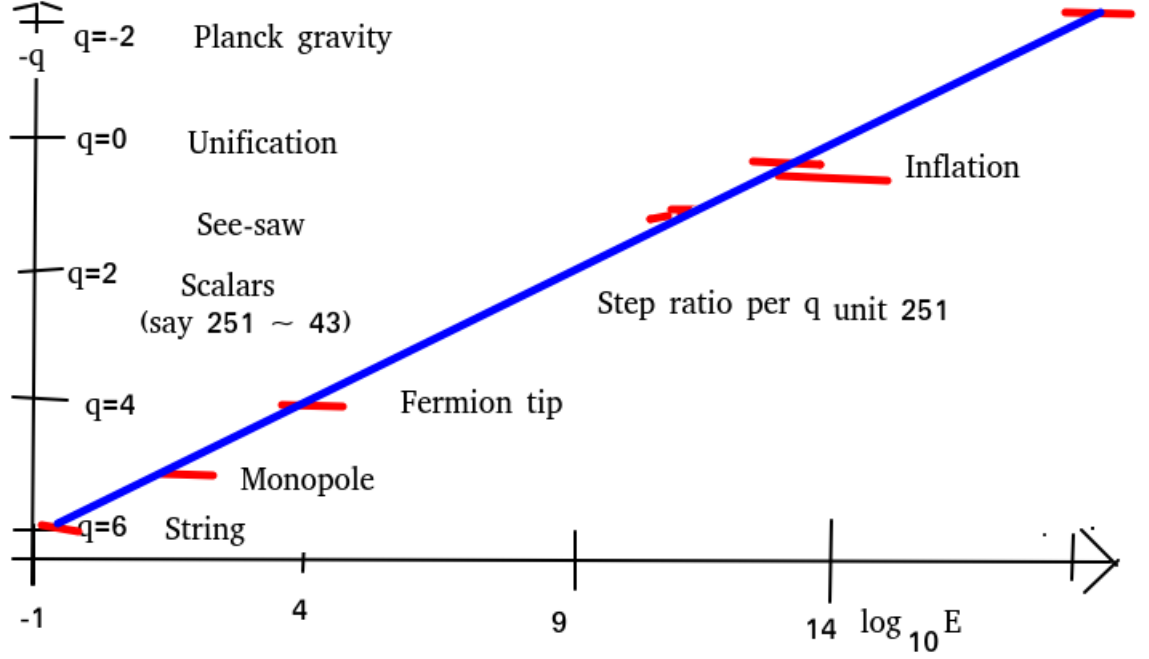
$$\text{From Hagedorn temperature “string scale”} = 0.17 GeV. \quad (81)$$

4.3.4 Fit of the Low Energy scales

Three of our energy scales get in the fluctuating lattice model their average made in the simple counting hypercubes way (rather than as we do for the field theory related scales), so here we present a fitting line for these three alone.



4.4 Total fit line



5 Fluctuating Gauge Argument for Fluctuating Lattice

In the work “Dynamical Stability...Light from Chaos” we, Førster, Ninomiya and myself [64, 65], suggested, that gauge theories could appear with actually exact gauge symmetry, even if fundamentally there was only such an approximate symmetry. The reason should be, that very strong quantum fluctuations occur in the gauge, even if the gauge symmetry is weakly broken in the fundamental action. Thus the last small breaking is washed out. Note that in our philosophy there exists a priori fundamental variable corresponding to the gauge degree of freedom, although it might be interpreted differently in praxis. But there is ontologically existing d.o.f. coming from that. For the gravity case M. Lehto et al[66] argued for deriving translational invariance in this spirit. If this is the mechanism for getting also the gauge symmetry of reparametrization in gravity, then the coordinate system will fluctuate strongly. Here we have the point of view that some gauge degrees of freedom exist in Nature, it is ontological. Now such fluctuations in coordinates is supposed to carry a lattice with it, and we who work with a coordinate system, which is specified by some conditions, will think of a coordinate system very different from the ontological one. We

would rather put the story, that the ontological coordinate system and the associated lattice fluctuates wildly. That is to say a model for obtaining gauge symmetries by quantum fluctuations actuality leads to effectively a fluctuating lattice.

In first approximation our fluctuating lattice actually behaves just as it should in such a philosophy for how gauge symmetry comes about, but were it taken completely serious the fluctuations of the lattice should fluctuate so as to in some superposition components divergently deviating from others. In our fit we have a convergent fluctuation in the link scale say; but it is large in the sense that it gives rise to large numbers, our 251 steps.

Some somehow there is a need for making the fluctuations of the lattice limited in stead of the a priori infinite scale fluctuation, that would correspond to perfect reparametrization symmetry.

I would say, that having a large number, our 251, in the place whee it should a priori have been infinite is somewhat nice.

6 Conclusion

We have in this article connected a series of energy scales found in physics - and strictly speaking expected to be equal to “**the** fundamental energy scale”. But the 8 scales, we have considered are deviating significantly even in order of magnitude. This is philosophically somewhat unexpected. The present article has repaired on that problem by proposing, that a fundamentally existing **fluctuating** lattice could unite these 8 energy scales as all coming from the same fluctuating lattice. They are thus all deduced from the distribution of the link size for the fluctuating lattice. In our simple Gaussian in the logarithm ansatz this means that the eight energy scales are given by - fitted by - just two parametrs, the overall scale $1/a_0$ and a width of the Gaussian distribution assumed - which is dimensionless -, this width being $\sigma \sim 11$. Instead of the width we might represent the parameter which so many energy scales can be fitted as the step factor by which the energy scale goes each time a quantity q related to the dimensionality of the coefficients of the actions involved in the energy scales is lowered by one unit. This then one could say “holy parameter”, the step factor is about 251.

If one would take the scales with large negative q -values seriously, then we have at least some of the fundamental scales in the region, where present day and near future experiments have a chance to find e.g. non-locality or other effects of the lattice. This gives much more promissing aspects for investigating fundamental physics by experiments in not so far future, than if - as I believed myself untill recently - the Planck scale was the fundamental scale for physics.

With this work we would rather consider e.g. the “fermion tip scale”

the most fundamental one. And the fermion tip scale is already formally reached by LHC, although to really see, say, if there were non-local effects at 10^4 GeV might require in practice somewhat higher energy accelerators.

6.1 Failiors

At the end we should still admit, that although we even have invented a “scalars” scale, with the mass of which there should exist a lot of scalar bosons, then the by now known scalar, the Standard Model Higgs, has a so fine tuned mass that it does not at all fit in to the “scalars scale”. Personally I would expect, that to get the Higgs mass sufficiently fine tuned something like our complex action theory in which fine tunings can be modelled and even can depend on the future[48, 49, 40, 41].

Similarly one might have hoped for obtaining the cosmological constant by a formalism analogous to the string theory giving the hadron string scale and the monopoles scale. One should understanding the cosmological constant as the action density for a space filling 3-brane, expect the value $q = 4 + 4 = 8$ to deliver the scale of the cosmological constant; but alas

$$\text{Our prediction } 10^4 GeV / 251^4 = 4 * 10^{-7} GeV \quad (82)$$

$$\begin{aligned} \text{while Cosmological const. scale } \sqrt[4]{\rho_\Lambda} &= \sqrt[4]{10^{-47} GeV^4} \quad (83) \\ &= 1.8 * 10^{-12} GeV \neq 4 * 10^{-7} GeV \end{aligned}$$

(we used vacuum energy density or approximately the critical energy density $10^{-47} GeV^4$, see e.g.[67]). The two numbers $1.8 * 10^{-12} GeV$ and $4 * 10^{-7} GeV$ are not even order of magnitudewise close. So the cosmological constant also fail in our model and is somehow fine tuned!(a finetuning completely spoiling our prediction in the present article) Personally I would say that a finetuning has overwritten the our order of magnitude model[69], In this work we give an argument for zero or cosmological constant in the complex action and influence from future spirit.

6.2 Yet a possible scale?

However, looking similarly for domaine walls or 2-brains we would get the predicted scale $10^4 GeV / 251^3 = 6 * 10^{-4} GeV = 0.6 MeV$, which is not far from the energy scale for the tension in the domaine walls fitted to Colin Froggatts and mine dark matter model, in which we have a scale of the order of a few MeVs (say the wall tension we fitted $S = (8 MeV)^3$.[68].

Acknowledgement

The author thank the Niels Bohr Institute for status as emeritus. This work was discussed in both Bled Workshop and the Corfu Insitute this year 2024.

References

- [1] Holger Bech Nielsen, “ Approximate $SU(5)$, Fine structure constants”, arXiv:2403.14034 (hep-ph) (not yet published, but hopefully)
- [2] Scott Funkhouser “The fundamental scales of structures from first principles”, <https://arxiv.org/abs/1502.03349v2> pdf
- [3] Dejan Stojkovic “Can we push the fundamental Planck scale above 1019 GeV?” [https://cds.cern.ch](https://cds.cern.ch/record/1300000)
- [4] S. N. Vergeles, “Wilson fermion doubling phenomenon on irregular lattice: the similarity and difference with the case of regular lattice” arXiv:1502.03349v2 [hep-lat] 19 Feb 2015
- [5] R. Brockmann and J. Frank, “Lattice quantum hadrodynamics Phys. Rev. Lett. 68, 1830 – Published 23 March, 1992 DOI: <https://doi.org/10.1103/PhysRevLett.68.1830>, Phys. Rev. Lett. 68, 1830 – Published 23 March, 1992
- [6] Martin Lüscher, ADVANCED LATTICE QCD DESY 98-017 August 2006 (lectures)
- [7] Alexander J. Wagner and Kyle Strand “Fluctuating lattice Boltzmann method for the diffusion equation” [Phys. Rev. E 94, 033302 (2016)] Phys. Rev. E 95, 069903 – Published 22 June, 2017, DOI: <https://doi.org/10.1103/PhysRevE.95.069903>
- [8] P. Minkowski, Phys. Lett. B 67, 421 (1977). R. N. Mohapatra and G. Senjanovic, Phys. Rev. Lett. 44, 912 (1980).
- [9] Georgi, Howard; Glashow, Sheldon (1974). "Unity of All Elementary-Particle Forces". Physical Review Letters. 32 (8): 438. Bibcode:1974PhRvL..32..438G. doi:10.1103/PhysRevLett.32.438. S2CID 9063239.
- [10] Masiero, A.; Nanopoulos, A.; Tamvakis, K.; Yanagida, T. (1982). "Naturally Massless Higgs Doublets in Supersymmetric $SU(5)$ ". Physics Letters B. 115 (5): 380–384. Bibcode:1982PhLB..115..380M. doi:10.1016/0370-2693(82)90522-6.
- [11] Georgi, Howard; Glashow, Sheldon (1974). "Unity of all elementary-particle forces". Physical Review Letters. 32 (8): 438. Bibcode:1974PhRvL..32..438G. doi:10.1103/PhysRevLett.32.438. S2CID 9063239
- [12] M. Kalecki *Econometrica* “On the Gibrat Distribution” *Econometrica* Vol. 13, No. 2 (Apr., 1945), pp. 161-170 (10 pages) Published By: The Econometric Society

- [13] Pierre Pestieau, Uri M. Possen, “A model of income distribtuion” European Economic Review Volume 17, Issue 3, March 1982, Pages 279-294
- [14] Johnson, Norman L.; Kotz, Samuel; Balakrishnan, N. (1994), "14: Log-normal Distributions", Continuous univariate distributions. Vol. 1, Wiley Series in Probability and Mathematical Statistics: Applied Probability and Statistics (2nd ed.), New York: John Wiley & Sons, ISBN 978-0-471-58495-7, MR 1299979
- [15] L. V. Laperashvili (ITEP, Moscow, Russia), H. B. Nielsen, D.A. Ryzhikh “Phase Transition in Gauge Theories and Multiple Point Model” arXiv:hep-th/0109023 Phys.Atom.Nucl.65:353-364,2002; Yad.Fiz.65:377-389,2002
- [16] Larisa Laperashvili, Dmitri Ryzhikh “ [SU(5)]3 SUSY unification” Larisa Laperashvili, Dmitri Ryzhikh arXiv:hep-th/0112142v1 17 Dec 2001 [SU(5)]3 SUSY unification
- [17] Grigory E. Volovik Introduction: Gut and Anti-Gut
<https://doi.org/10.1093/acprof:oso/9780199564842.003.0001>
 Journal: The Universe in a Helium Droplet, 2009, p. 1-8
 Publisher: Oxford University PressOxford
 Author: VOLOVIK GRIGORY E.
- [18] CRITICAL COUPLINGS AND THREE GENERATIONS IN A RANDOM-DYNAMICS INSPIRED MODEL IVICA PICEK FIZIKA B (1992) 1, 99-110
- [19] D.L.Bennett, L.V. Laperashvili, H.B. Nielsen, Fine structure Constants at the Planck scale from Multiple Point Prinicple. Bled workshop Vol 8, No. 2 (2007) Proceedings of the Tenth workshop “ What comes beyond the standard models Bled Slovenia July 17-27-2007.
- [20] D. Bennett, H.B. Nielsen, and I Picek. Phys. Lett. B208 275 (1988).
- [21] H. B. Nielsen, “Random Dynamics and relations between the number of fermion generations and the fine structure constants”, Acta Physica Polonica Series B(1), 1989. Crakow School of Theoretical Physics, Zakopane, Poland.
- [22] H.B. Nielsen and N. Brene, Gauge Glass, Proc. of the XVIII International Symposium on the Theory of Elementary Particles, Ahrenshoop, 1985 (Institut fur Hochenergi- physik, Akad. der Wissenschaften der DDR, Berlin-Zeuthen, 1985); D.L. Bennett, N. Brene, L. Mizrachi
- [23] H.B. Nielsen, Phys. Lett. B178 (1986) 179.

- [24] arXiv:hep-ph/9311321v1 19 Nov 1993 November 19, 1993 D.L. Bennett, H.B. Nielsen “Predictions for Nonabelian Fine Structure Constants from Multicriticality” arXiv:hep-ph/9311321v1 19 Nov 1993 November 19, 1993
- [25] Bennett, D. L. ; Nielsen, H. B. “Gauge Couplings Calculated from Multiple Point Criticality Yield $\alpha^{-1} = 137 \pm 9$: at Last, the Elusive Case of U(1)” arXiv:hep-ph/9607278, Int.J.Mod.Phys. A14 (1999) 3313-3385
- [26] H.B.Nielsen, Y.Takanishi “Baryogenesis via lepton number violation in Anti-GUT model” arXiv:hep-ph/0101307 Phys.Lett. B507 (2001) 241-251
- [27] L.V.Laperashvili and C. Das, Corpus ID: 119330911 “[$SU(5)$]³ SUSY unification” (2001) arXiv: High Energy Physics - Theory
- [28] Paolo Cea, Leonardo Cosmai “Deconfinement phase transitions in external fields” XXIIIrd International Symposium on Lattice Field Theory 25-30 July 2005 Trinity College, Dublin, Ireland
- [29] L. V. Laperashvili, D. A. Ryzhikh, H. B. Nielsen, “Phase transition couplings in U(1) and SU(N) regularized gauge theories”
January 2012 International Journal of Modern Physics A 16(24)
DOI:10.1142/S0217751X01005067
- [30] L.V.Laperashvili, H.B.Nielsen and D.A.Ryzhikh, Int.J.Mod.Phys. A16 , 3989 (2001); L.V.Laperashvili, H.B.Nielsen and D.A.Ryzhikh, Yad.Fiz. 65 (2002).
- [31] C.R. Das, C.D. Froggatt, L.V. Laperashvili, H.B. Nielsen “Flipped SU(5), see-saw scale physics and degenerate vacua” arXiv:hep-ph/0507182, Mod.Phys.Lett. A21 (2006) 1151-1160
- [32] Larisa Laperashvili, Dmitri Ryzhikh “[$SU(5)$]³ SUSY unification” arXiv:hep-th/0112142v1 17 Dec 2001
- [33] Holger Bech Nielsen “Random Dynamics and Relations Between the Number of Fermion Generations and the Fine Structure Constants” Jan, 1989, Acta Phys.Polon.B 20 (1989) 427
Contribution to:
XXVIII Cracow School of Theoretical Physics
Report number:
NBI-HE-89-01

- [34] H. B. Nielsen, Astri Kleppe et al.,
<http://bsm.fmf.uni-lj.si/bled2019bsm/talks/HolgerTransparenciesconfusion2.pdf>
 Bled Workshop July 2019, “What comes Beyond the Standard Models”.
- [35] D.L. Bennett, , Holger Bech Nielsen, , N. Brene, , L. Mizrachi “THE
 CONFUSION MECHANISM AND THE HETEROTIC STRING” Jan,
 1987, 20th International Symposium on the Theory of Elementary Par-
 ticles, 361 (exists KEK-scanned version)
- [36] Holger Bech Nielsen, and Don Bennett, “Seeking a Game in which the
 standard model Group shall Win” (2011) 33 pages Part of Proceed-
 ings, 14th Workshop on What comes beyond the standard models? :
 Bled, Slovenia, July 11-21, 2011 Published in: Bled Workshops Phys.
 12 (2011) 2, 149
 Contribution to: Mini-Workshop Bled 2011, 14th Workshop on What
 Comes Beyond the Standard Models?, 149
- [37] Holger Bech Nielsen Niels Bohr Institutet, Blegdamsvej 15 -21 DK
 2100Copenhagen E-mail: hbech at nbi.dk, hbechnbi at gmail.com
 “Small Representations Explaining, Why standard model group?”
 PoS(CORFU2014)045. Proceedings of the Corfu Summer Institute 2014
 "School and Workshops on Elementary Particle Physics and Gravity",
 3-21 September 2014 Corfu, Greece
- [38] H. Nielsen Published 22 April 2013 Physics Physical Review D
 DOI:10.1103/PhysRevD.88.096001Corpus ID: 119245261
 “Dimension Four Wins the Same Game as the Standard Model Group”
- [39] L. O’Raifeartaigh, “The Dawning of Gauge Theory”, Princeton Univer-
 sity Press (1997)

SEMINAR ZAVODA ZA TEORIJSKU FIZIKU (Zajednički seminari
 Zavoda za teorijsku fiziku, Zavoda za eksperimentalnu fiziku i Zavoda
 za teorijsku fiziku PMF-a) Relations derived from minimizing the
 Higgs field squared (integrated over space-time) Holger Bech Nielsen
 The Niels Bohr Institute, Copenhagen, Denmark

- [40] H.B. Nielsen “Complex Action Support from Coincidences of Cou-
 plings” arXiv:1103.3812v2 [hep-ph] 26 Mar 2011
- [41] H.B. Nielsen, arXiv:1006.2455v2 “Remarkable Relation from Minimal
 Imaginary Action Model ” arXiv:1006.2455v2 [physics.gen-ph] 2 Mar
 2011
- [42] U.-J. Wiese “Ultracold Quantum Gases and Lattice Systems: Quantum
 Simulation of Lattice Gauge Theories ”, arXiv:1305.1602v1 [quant-ph]
 7 May 2013

- [43] H.B. Nielsen, S.E. Rugh and C. Surlykke, Seeking Inspiration from the Standard Model in Order to Go Beyond It, Proc. of Conference held on Korfu (1992)
- [44] C.D. Froggatt, H.B. Nielsen and Y. Takanishi, Nucl. Phys. B 631, 285 (2002) [arXiv:hep-ph/0201152];
H.B. Nielsen and Y. Takanishi, Phys. Lett. B 543, 249 (2002) [arXiv:hep-ph/0205180].
- [45] H.B. Nielsen and C.D. Froggatt, Masses and mixing angles and going beyond the Standard Model, Proceedings of the 1st International Workshop on What comes beyond the Standard Model, Bled, July 1998, p. 29, ed. N. Mankoc Borstnik, C.D. Froggatt and H.B. Nielsen DMFA - zaloznistvo, Ljubljana, 1999; hep-ph/9905455
C.D. Froggatt and H.B. Nielsen, Hierarchy of quark masses, Cabibbo angles and CP violation, Nucl. Phys. B147 (1979) 277.
H.B. Nielsen and Y. Takanishi, Neutrino mass matrix in Anti-GUT with see-saw mechanism, Nucl. Phys. B604 (2001) 405.
C.D. Froggatt, M. Gibson and H.B. Nielsen, Neutrino masses and mixing from the AGUT model
- [46] Ferruccio Feruglio “Fermion masses, critical behavior and universality” JHEP03(2023)236 Published for SISSA by Springer Received: March 1, 2023 Accepted: March 13, 2023 Published: March 29, 2023 JHEP03(2023)236
- [47] H.B. Nielsen* and C.D. Froggatt, “Connecting Insights in Fundamental Physics: Standard Model and Beyond Several degenerate vacua and a model for DarkMatter in the pure Standard Model” Volume 376 - Corfu Summer Institute 2019 "School and Workshops on Elementary Particle Physics and Gravity" (CORFU2019)
- [48] Keiichi Nagao and Holger Bech Nielsen “Formulation of Complex Action Theory” arXiv:1104.3381v5 [quant-ph] 23 Apr 2012
- [49] 1) H. B. Nielsen and M. Ninomiya, Int. J. Mod. Phys. A 21 (2006) 5151; arXiv:hep-th/0601048; arXiv:hep-th/0602186; Int. J. Mod. Phys. A 22 (2008) 6227.
2) D. L. Bennett, C. D. Froggatt and H. B. Nielsen, the proceedings of Wendisch-Rietz 1994 -Theory of elementary particles- , p.394-412; the proceedings of Adriatic Meeting on Particle Physics: Perspectives in Particle Physics '94, p.255-279. Talk given by D. L. Bennett, “Who is Afraid of the Past” (A resume of discussions with H. B. Nielsen) at the meeting of the Cross-disciplinary Initiative at NBI on Sep. 8, 1995. D. L. Bennett, arXiv:hep-ph/9607341.

- 3) H. B. Nielsen and M. Ninomiya, the proceedings of Bled 2006 -What Comes Beyond the Standard Models-, p.87-124, arXiv:hep-ph/0612250.
 - 4) H. B. Nielsen and M. Ninomiya, arXiv:0802.2991 [physics.gen-ph]; Int. J. Mod. Phys. A 23 (2008) 919; Prog. Theor. Phys. 116 (2007) 851.
 - 5) H. B. Nielsen and M. Ninomiya, the proceedings of Bled 2007 -What Comes Beyond the Standard Models- , p.144-185.
 - 6) H. B. Nielsen and M. Ninomiya, arXiv:0910.0359 [hep-ph]; the proceedings of Bled 2010 -What Comes Beyond the Standard Models-, p.138-157.
 - 7) H. B. Nielsen, arXiv:1006.2455 [physics.gen-ph].
 - 8) H. B. Nielsen and M. Ninomiya, arXiv:hep-th/0701018.
 - 9) H. B. Nielsen, arXiv:0911.3859 [gr-qc].
 - 10) H. B. Nielsen, M. S. Mankoc Borstnik, K. Nagao and G. Moul-taka, the proceedings of Bled 2010 -What Comes Beyond the Standard Models-, p.211-216.
 - 11) K. Nagao and H. B. Nielsen, Prog. Theor. Phys. 125 No. 3, 633 (2011)
- [50] Goran Senjanovic and Michael Zantedeschi, “Minimal SU(5) theory on the edge: the importance of being effective” Goran Senjanovic arXiv:2402.19224v1 [hep-ph] 29 Feb 2024
 - [51] Johan Thoren, Lund University Bachelor Thesis “Grand Unified Theories: SU (5), SO(10) and supersymmetric SU (5)”
 - [52] A.A. Migdal “Phase transitions in gauge and spin-lattice systems” L. D. Landau Theoretical Physics Institute. USSR Academy of Sciences (Submitted June II, 1975) Zh. Eksp. Teor. Fiz. 69, 1457-1465 (October 1975)
 - [53] Stephen F. King “Neutrino mass and mixing in the seesaw playground” Available online at www.sciencedirect.com ScienceDirect Nuclear Physics B 908 (2016) 456–466 www.elsevier.com/locate/nucphysb
 - [54] Rabindra N. Mohapatra “Physics of Neutrino Mass” SLAC Summer Institute on Particle Physics (SSI04), Aug. 2-13, 2004
 - [55] W. Grimus, L. Lavoura, “A neutrino mass matrix with seesaw mechanism and two-loop mass splitting” arXiv:hep-ph/0007011v1 3 Jul 2000 UWThPh-2000-26
 - [56] Sacha Davidson and Alejandro Ibarra “A lower bound on the right-handed neutrino mass from leptogenesis” arXiv:hep-ph/0202239v2 23 Apr 2002 OUTP-02-10P IPPP/02/16 DCPT/02/32

- [57] K. Enquist, “Cosmologicae Infaltion”, arXiv:1201.6164v1 [gr-qc] 30 Jan 2012
- [58] Andrew Liddle, An Introduction to Cosmological Inflation”, arXiv:astro-ph/9901124v1 11 Jan 1999
- [59] Nicola Bellomo, Nicola Bartolo, Raul Jimenez, Sabino Matarrese,c,d,e,g Licia Verde “Measuring the Energy Scale of Inflation with Large Scale Structures” arXiv:1809.07113v2 [astro-ph.CO] 26 Nov 2018
- [60] C. D. Froggatt and H. B. Nielsen, Nucl. Phys. B 147, 277-298 (1979)
- [61] Roberto AUZZI, Stefano BOLOGNESI, Jarah EVSLIN, Kenichi KONISHI, Hitoshi MURAYAMA, “NONABELIAN MONOPOLES” arXiv:hep-th/0405070v3 23 Jun 2004 ULB-TH-04/11, IFUP-TH/2004-5
- [62] The CMS collaboration EUROPEAN ORGANIZATION FOR NUCLEAR RESEARCH (CERN) CERN-EP-2018-204 2018/12/18 CMS-HIG-16-017 “Search for resonances in the mass spectrum of muon pairs produced in association with b quark jets in proton-proton collisions at $\sqrt{s} = 8$ and 13 TeV” arXiv:1808.01890v2 [hep-ex] 17 Dec 2018
- [63] Arno Heister, “Observation of an excess at 30 GeV in the opposite sign di-muon spectra of $Z \rightarrow b\bar{b} + X$ events recorded by the ALEPH experiment at LEP” E-mail: Arno.Heister@cern.ch arXiv:1610.06536v1 [hep-ex] 20 Oct 2016 Prepared for submission to JHEP.
- [64] D. Foerster, H.B. Nielsen a b, M. Ninomiya, “Dynamical stability of local gauge symmetry Creation of light from chaos” Physics Letters B Volume 94, Issue 2, 28 July 1980, Pages 135-140
- [65] H.B.Nielsen “Field theories without fundamental gauge symmetries” Published:20 December 1983: <https://doi.org/10.1098/rsta.1983.0088>, Philosophical Transactions of the Royal Society of London. Series A, Mathematical and Physical Sciences
- [66] M. Lehto, H.B. Nielsen, Masao Ninomiya “Time translational symmetry” Physics Letters B Volume 219, Issue 1, 9 March 1989, Pages 87-91 Physics Letters B
- [67] Joan Solà 2013 J. Phys.: Conf. Ser. 453 012015
- [68] C. D. Froggatt and H.B. Nielsen, “Domain Walls and Hubble Constant Tension” arXiv:2406.07740 [astro-ph.CO] (or arXiv:2406.07740v1 [astro-ph.CO] for this version)
<https://doi.org/10.48550/arXiv.2406.07740>

- [69] Holger Bech Nielsen, “String Invention, Viable 3-3-1 Model, Dark Matter Black Holes” arXiv 2409.13776 [hep-ph] (to be published in book celebrating Paul Framptons 80 years birthday)