

Using Assurance Cases to Guide Verification and Validation of Research Software

1st Spencer Smith

Computing and Software Department
McMaster University
Hamilton, Ontario, Canada
smiths@mcmaster.ca

2nd Jingyi Lin

Computing and Software Department
McMaster University
Hamilton, Ontario, Canada

Abstract—Research software engineers can use Assurance Cases (ACs) to guide Verification and Validation (VnV) efforts. An AC is a structured argument that a property like correctness holds. We illustrate how ACs can guide VnV activities via a case study of software for automatically extracting the 3D segmentation of the aorta from medical images of the chest. The AC argument suggests that the following evidence is required: comparison to a pseudo-oracle; traceability between requirements, design, code and tests; review of all artifacts by a domain expert with proper credentials; documentation of input assumptions; and a warning that only qualified people should use the software. The case study highlights that code is not the only artifact of interest for building confidence and that making an explicit distinction between software and user responsibilities is useful.

Index Terms—research software, assurance case, verification and validation, medical image analysis

I. INTRODUCTION

Our world faces challenges, like climate change, a global pandemic and an energy crisis, that are unprecedented in their impact and global scope. At the heart of any approach to address these challenges is Research Software (RS). To use RS, we must trust RS. Unfortunately, trusting RS requires a significant effort be invested in Verification and Validation (VnV) activities. Many techniques exist for VnV (unit testing, symbolic execution, metamorphic testing [1], the method of manufactured solutions [2], code inspection, formal proof, etc.), but which techniques should we pick? How much time and effort do we need to invest to achieve an acceptable level of confidence? How should our limited resources be deployed? What VnV activities are most valuable for building confidence in correctness? Assurance Cases (ACs) can be used to answer these questions.

Assurance Cases (ACs) provide a structured argument that some property (like correctness, reproducibility, safety, etc) holds. Here we look at arguments for correctness (safety is out of the current scope) in research software. The structure of the AC decomposes a top-level claim into sub-claims that are themselves potentially decomposed. The higher level claims are too big and too abstract to prove, but if the argument is structured properly, the bottom claims can be supported with evidence. The evidence, together with a logical, convincing argument to justify the decomposition, supports the top-level

claim. Therefore, the evidence required shows us exactly the amount of VnV activities needed to support the AC, no more and no less.

In Section II we provide background information on assurance cases and on the case study used to illustrate and explain how an assurance case guides the evidence requirements. The case study is software for extracting a 3D segmentation of the aorta from chest Computed Tomography (CT) data. We present the structured argument for the case study in Section III and the required evidence in Section IV. The final section, Section V, provides concluding remarks.

II. BACKGROUND

Assurance cases have been effectively applied for real-time safety critical systems for years, but their application to research software is relatively rare [3]. Therefore, we will provide some background on ACs below. Following this, we will present our case study for 3D aorta segmentation.

A. Assurance Cases

An Assurance Case (AC) is “[a] documented body of evidence that provides a convincing and valid argument that a specified set of critical claims about a system’s properties are adequately justified for a given application in a given environment” [4, p. 5]. The idea of assurance cases (or safety cases) began after a number of serious accidents, starting with the Windscale Nuclear Accident in the late 1950s. The European safety community has widely used ACs for over 40 years [5], [6]. Safety experts have applied ACs in industries such as aerospace, transportation, nuclear power, and defence [7]. Specific examples include aerospace vehicles, railways, automobiles, and medical devices (like pacemakers and infusion pumps) [4].

Today ACs are often used for safety-critical software, but rarely used for research software. Smith et al. [3] show that ACs are effective for research software through the example of medical image analysis software using an assurance case for calculating correlation for fMRI images.

Creating an AC begins with an overarching claim, which is then iteratively broken down into sub-claims through a step-by-step process. The lowest level claims are supported by concrete evidence [8]. The evidence and the structured

argument can be given to a third-party, possibly a certification body, who can judge whether the argument and evidence is convincing.

We use the popular Goal Structuring Notation (GSN) [9], [10] to make our arguments clear, easy to read and, hence, easy to challenge. We used Astah to create and edit our GSN assurance cases. GSN starts with a Top Goal (Claim) that is then decomposed into Sub-Goals, and terminal Sub-Goals are supported by Solutions (Evidence). Strategies describe the rationale for decomposing a Goal or Sub-Goal into more detailed Sub-Goals.

B. Case Study: Aorta Geometry Reconstruction

We use AortaGeomRecon, shown in Figure 1, for our case study. AortaGeomRecon [11], available on GitHub, provides a semi-automatic aorta segmentation method via an interactive user interface embedded in 3D Slicer [12]. AortaGeomRecon requires fewer steps and less time than existing methods, such as the ITK-Snap bubble method and 3D Slicer segmentation methods. The algorithm for AortaGeomRecon is developed in Python with the external libraries SimpleITK [13] and NumPy. The algorithm builds the 3D aorta geometry by using a level set method [14] on each axial slice.

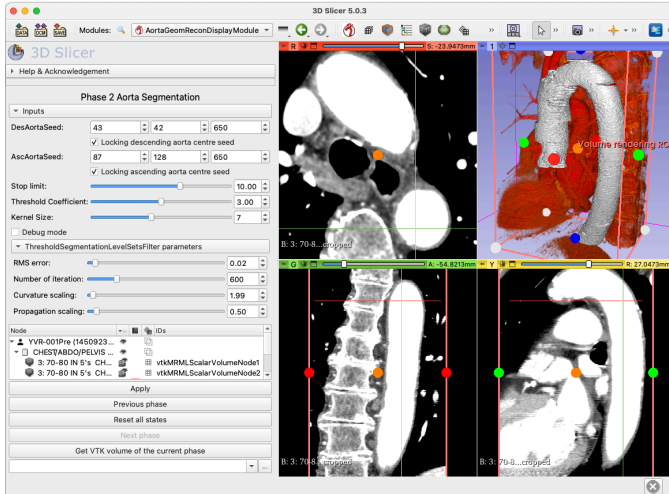


Fig. 1. AortaGeomRecon Screenshot showing 3D aorta segmentation

The only input from the user is a bounding box for the region of interest (aorta) and two seed pixels, one for ascending and one for descending aorta. If necessary, the user can control hyperparameters for Root Mean Square (RMS) error, maximum iterations, curvature scaling, and propagation scaling.

III. ASSURANCE CASE FOR CORRECTNESS OF AORTAGEOMRECON

Our top goal is “Program AortaGeomRecon delivers correct outputs when used for its intended use/purpose in its intended environment, and within its operating assumptions.” This goal is decomposed into the following sub-goals: GR: the requirements are complete, unambiguous, correct, consistent,

verifiable, modifiable and traceable; GI: the implementation complies with its requirements; GBA: all relevant operational assumptions have been defined; and, GA: inputs satisfy the operational assumptions. While a hazard analysis is typically included in an assurance case for medical applications, we chose to concentrate solely on an assurance case concerning the correctness of the calculations and the associated VnV evidence requirements.

In Figure 1 and in the other GSN diagrams, the yellow boxes are goals, the red circles are assumptions, the brown boxes are context, the blue boxes are strategies, and the green circles are the required evidence. At the top level, we have the assumption that the software (AortaGeomRecon) is used for its intended purpose in its intended environment. Without this assumption, the software would have the obligation to detect and check its environment and how it is being used. This would be very challenging and it is reasonable to assume the user has good intentions. The intended purpose and the environment are summarized in the context blocks. The strategy explains the argument for decomposing the top-level goal (G1). The green evidence circles are discussed in Section IV. Samples of the sub-goals are discussed in the next sections.

A. GI: Implementation Complies with Requirements

The goal GI aims to show that the implementation complies with the requirements. Goal GR [11] follows a standard requirements template for research software [15].

The two-part argument, shown in Figure 3, is intentionally redundant to increase confidence. The argument for a correct implementation requires:

- 1) The implementation matches the requirements
- 2) The design matches the requirements and the implementation complies with the design

To show that the implementation matches the requirements, testing is used, along with domain expert review. Testing alone is not convincing. We need an expert to agree that the testing plan is adequate and that the reported results match the plan. The evidence is discussed in Section IV

B. GA: Input(s) Satisfy Operational Assumptions

Figure 4 shows the sub-goal GA. This goal requires the user know what inputs are valid, and that the user only uses these valid inputs in the software. The information on valid inputs is communicated to the user through documentation. Without documentation, the user will not know the expectations of the software. With the time pressures of developing research software, the documentation stage is sometimes undervalued. This AC shows how necessary this stage is for having confidence in the calculations.

IV. SAMPLES OF REQUIRED EVIDENCE

We go through each of the pieces of the AC argument presented above and then list the evidence required. The evidence required is for each of the green bubbles in Figures 2, 3 and 4.

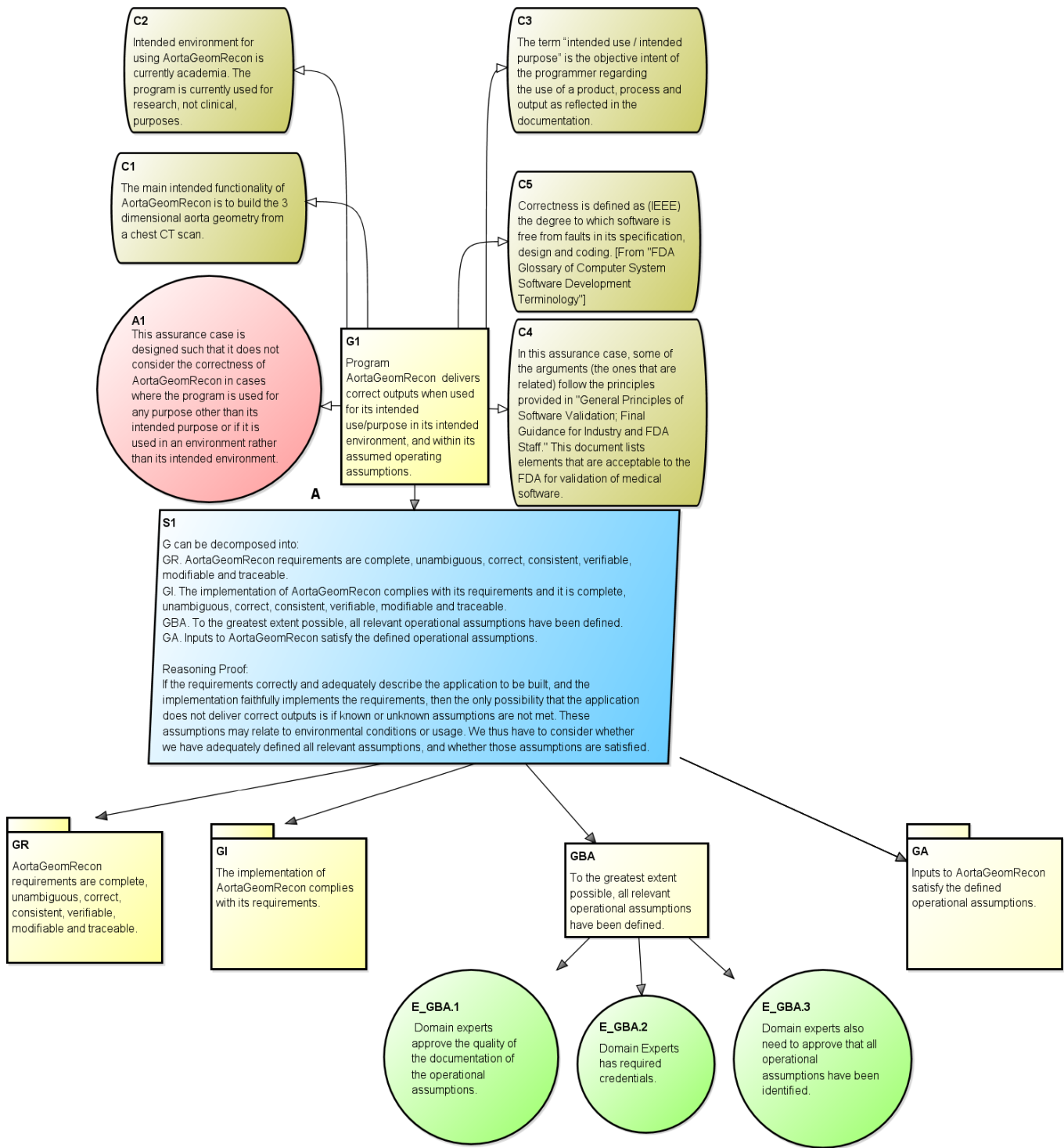


Fig. 2. Top Level Goal

A. Top Level Evidence

Table I shows a summary of the evidence bubbles for the top-level argument for GBA (Figure 2), where GBA states that all operational assumptions have been defined. The evidence consists of domain expert approval of the quality of the

documentation of the assumptions, domain expert approval that all assumptions have been identified, and the domain expert’s credentials.

For AortaGeomRecon the operational assumptions are defined in the **user manual** and in the **user instructional video**. When the user gets unexpected results by using this software,

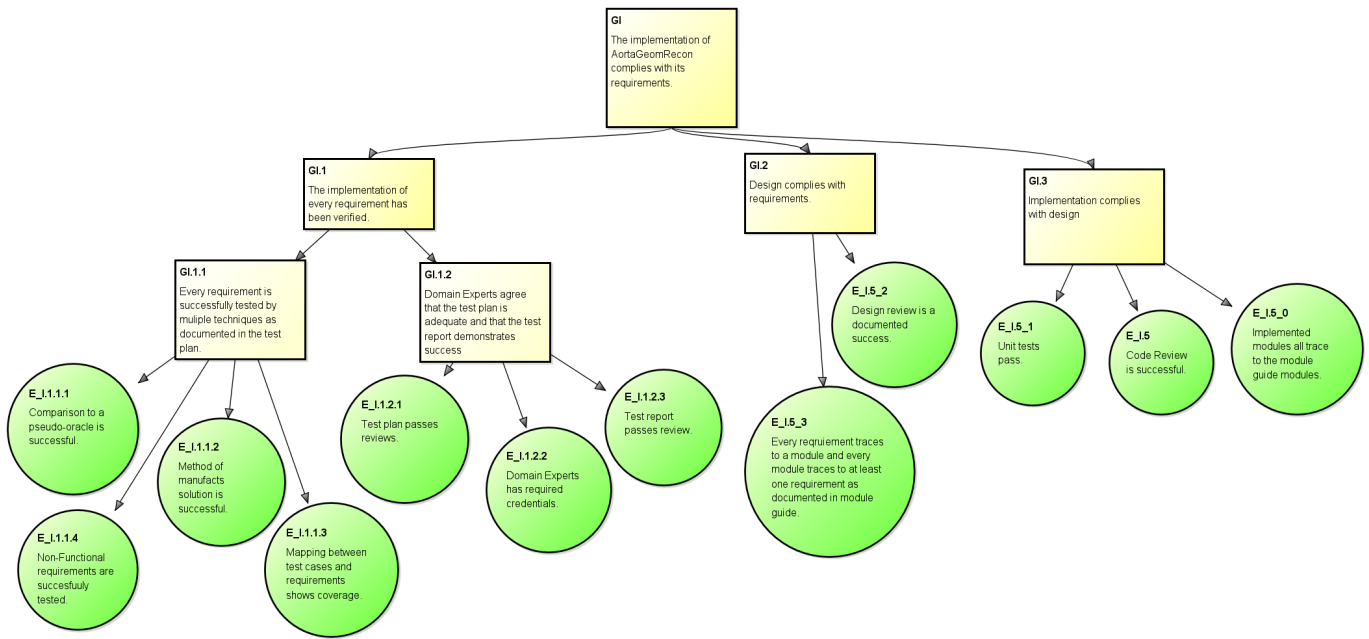


Fig. 3. GI: Implementation Complies with Requirements

they are able to refer to the user manual to diagnose the problem. The content includes the installation of the software, importing the extension modules, importing input data, and performing a segmentation. A step-by-step usage video is provided as well because videos are an effective way to engage a modern audience and deliver information in a way that's easy to follow along and understand. The credentials for the **domain expert** should include a course on medical imaging or equivalent experience. Additional information on domain expert reviews is given in Section IV-D.

Number	Top Level Evidence Details
(E_GBA.1, E_GBA.2, E_GBA.3)	The software is not useful without documentation on how to use it. Documented in user manual and instructional video . Verified by Domain Expert .

TABLE I
TOP LEVEL EVIDENCE DETAILS

B. GI Evidence

The evidence for the GI argument is summarized in Table II. The **pseudo-oracle** is a trusted, independent, program that can be used to solve the same problems. For AortaGeomRecon we used an already-verified, previous version of the same software. The previous software was implemented by another developer and used an entirely different algorithm (one based on thresholding, rather than level-sets). The method of comparison to the pseudo-oracle is covered in Section IV-E. For the **manufactured DICOM image** we can create an image with a known solution. For the case of the aorta segmentation, the known solution is a pipe in 3D space. The calculated solution

can be compared to the exact solution. The **domain expert** reviews are discussed in Section IV-D. The different **traceability matrices** are used to show completeness of the test cases (by mapping to the requirements), the implementation (by mapping code to the design), and the design (by mapping the requirements to the modules).

Number	GI Evidence Details
E_I.1.1.1	Comparison to pseudo-oracle results on real images
E_I.1.1.2	Comparison to manufactured DICOM image with a known solution for the aorta
E_I.1.1.3	Traceability matrix between requirements and test cases has no empty rows or columns
E_I.1.1.4	Nonfunctional requirements (usability, learnability, accuracy and consistency) are tested adequately
(E_I.1.2.1, E_I.1.2.2, E_I.1.2.3)	Domain Expert reviews test plan and test report
E_I.1.5	Domain Expert successfully completed code review
E_I.1.5.0	Traceability matrix shows complete mapping between module in the module guide and the code modules .
E_I.1.5.1	All unit tests pass
E_I.1.5.2	Domain Expert successfully completes design review
E_I.1.5.3	Traceability matrix between requirements and modules has no empty rows or columns. Matrix is sparse.

TABLE II
GI EVIDENCE

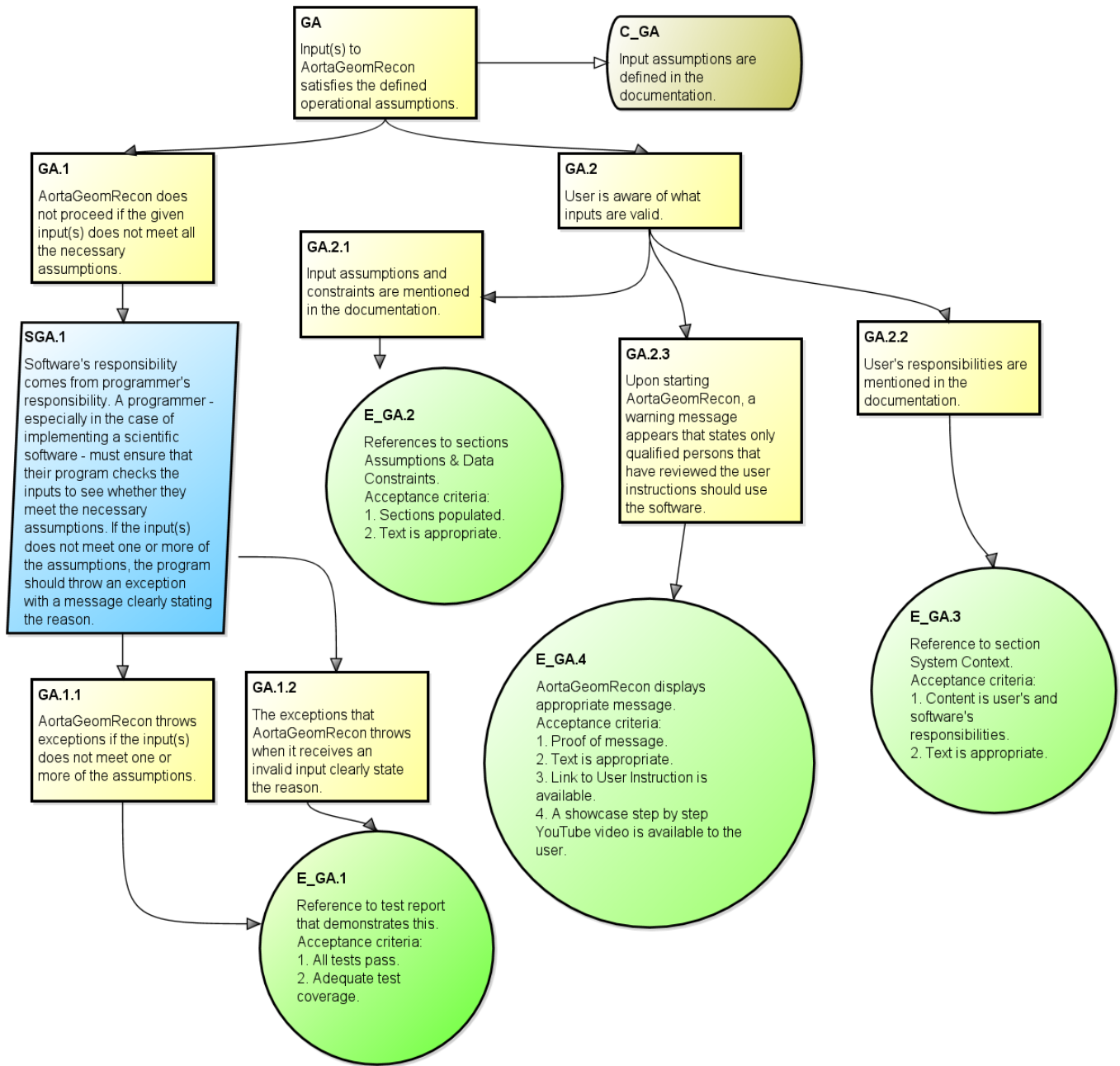


Fig. 4. GA: Input(s) Satisfy Operational Assumptions

C. GA Evidence

Table III summarizes the evidence for the goal that the inputs to AortaGeomRecon satisfy the defined operational assumptions. When possible, the software should know the constraints for valid data, as documented in the requirements. The software should test that **exceptions** are raised when the user tries to pass in bad data. The testing that the exceptions are correctly raised is documented in the testing report. For the user to know the **input assumptions** they must be documented. The assumptions are documented in the requirements and the user manual, along with the **user**

responsibilities. The existence of a warning message needs to be checked. The warning message lets the user know that there are expectations on the quality of the data and points them to the relevant documentation. This is analogous to a gaming console warning users of the drawbacks of spending too much time playing video games. Further details on the warning message are discussed in Section IV-F.

D. Domain Expert Reviews

VnV requires review of the user manual, instruction video, requirements documentation, design documentation,

Number	GA Evidence Details
E_GA.1	Test cases pass for testing exceptions for bad input data
E_GA.2	Input assumptions (like the assumption that the 3D image contains an aorta volume) are documented
E_GA.3	User responsibilities are documented (like ensuring input meets requirements) in the system context section of the requirements document
E_GA.4	Warning message that only qualified persons should use software with a link to user instructions

TABLE III
GA EVIDENCE DETAILS

VnV plan, and code. Review should be structured. We found walkthroughs of the documentation, algorithms and code useful.

A code walkthrough is a systematic and collaborative process in software development where a team of developers, designers, and stakeholders review and analyze a piece of code, typically with the aim of identifying defects, potential issues, and improvements [16], [17]. During a code walkthrough, participants examine the code line by line, discussing its design, functionality, readability, maintainability, and adherence to coding standards. The process involves both the author of the code and other team members, fostering knowledge sharing and collective learning. The goal is to catch issues and enhance the codebase through collective expertise. An algorithm review is similar. In the case of an algorithm review we present the algorithm to the domain expert and asking them if the detailed design fulfills the implementation objectives. In a code Review, we are inspecting the implementation and verifying it follows the design.

We observed the following from our walkthroughs:

- Line-by-line walkthroughs were very time consuming so we used a targeted review focusing on the most problematic sections
- Code review found our algorithm was using too much trial-and-error, so we switched to a more rigorous (and serendipitously more efficient) algorithm using centroids for both the ascending and descending aorta
- The variable explorer in Spyder facilitated the code review by allowing interactive browsing of variables in debugging mode, including image variables
- The intermediate steps in an image processing algorithm are difficult to verify in a code walkthrough because of the size of the images

E. Comparison to Pseudo Oracle

With every code change **continuous integration** is used to compare the segmentation to an independently determined “ground truth” solution, as presented in Section IV-B. The Dice coefficient DSC has to be at least 95% where the overlap is compared for true positive (TP), false positive (FP), and false negatives (FN) for the overlap using:

$$DSC = \frac{2TP}{2TP + FP + FN} \quad (1)$$

F. Warning Message

As we initially planned, the references to sections Assumptions, Data Constraints, and System Context are available in the User Manual and User Instruction Video, where we show the user how to import DICOM patient’s data, and operate on the inputs’ data to get a segmentation result. This implies that the requirements of the evidences E_GA.1, E_GA.2 and E_GA.3 are met. A user who has read the User Manual and watched the instruction video should know what inputs are valid. Therefore, in the AortaGeomRecon software, we need to effectively guide the user to the User Manual, whether the user has used this software before or is a first time user.

When the user first starts 3D Slicer and clicks on the AortaGeomRecon module, the warning message in Figure 5 appears. This is the appropriate message as stated in E_GA.4. The user must clicks on the Confirm button to continue to the next steps. With the warning message shown to the user, it is now the user’s responsibility to use the valid inputs for AortaGeomRecon, so that the program will deliver the correct outputs if the other operations are performed correctly.

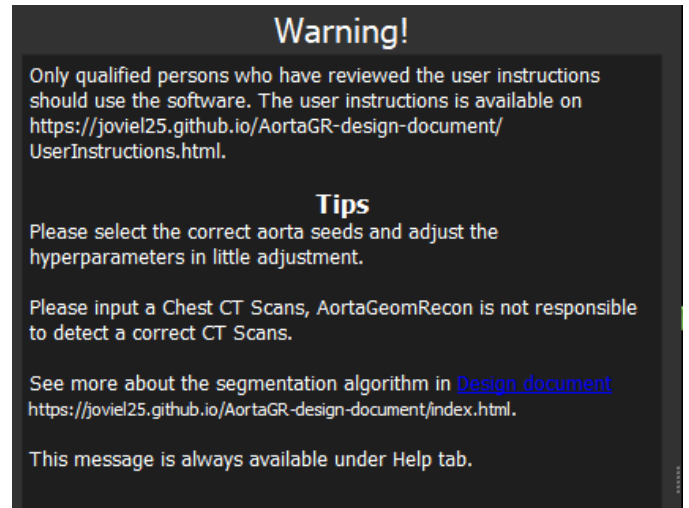


Fig. 5. Warning Message

V. CONCLUSIONS

The evidence required by an AC can be sizeable, but the AC allows the VnV efforts to be guided by a purpose. If the effort is too much, the AC argument can be modified to require less evidence and still keep the overall argument as convincing as needed in its context.

A sample of the evidence the AC requires for the correctness of AortaGeomRecon follows:

- Require the Dice coefficient comparison to independent solutions from a pseudo-oracle solution on real images to be greater than 95%

- Document traceability matrices between requirements, design modules, code modules and test cases
- Review, done by domain expert, of requirements, design, test plans, test reports, code, user instructions and instructional video
- Document input assumptions and verify that the user is informed of the assumptions
- Warn the user that only qualified person should use the software and include a pointer to the user instructions
- Require evidence that the implementation matches both the requirements and the design. Matching the requirements is enough, but confidence is increased by adding the argument that the design matches the requirements and the implementation complies with the design.

Our case study highlighted that code is not the only artifact of interest for building confidence. This particular AC relies on domain expert reviews, rather than formal proof or some other technique. The domain expert reviews are more effective when they are structured and planned.

One area where the AC approach shines is making an explicit distinction between user responsibilities and software responsibilities. For the AutoGeomRecon software we have an explicit warning so that the user is aware of their responsibility to know how to use the software.

Assurance cases not only improve our confidence in research software, they can also guide our efforts so that we only invest in the VnV activities that are necessary for a convincing argument. Our case study highlighted the following:

- Code is not the only artifact that requires VnV
- Domain expert review is more effective when it is structured and explicitly planned
- User documentation, instructions and usability are critical to success
- Design documentation provide valuable redundancy for VnV efforts
- An AC helps make implicit assumptions explicit
- Sometimes the only way to deal with a problem is to explicitly make it the user's responsibility (like the warning message)

ACKNOWLEDGEMENTS

We would like to thank Alan Wassying, Professor, Computing and Software Department, McMaster University, for fruitful discussions on topics relevant to this paper. We would also like to thank Dr. Zahra Motamed, Associate Professor, Mechanical Engineering Department, McMaster University, for the idea of software for automating segmentation of the aorta.

REFERENCES

- [1] U. Kanewala and T. Y. Chen, "Metamorphic testing: A simple yet effective approach for testing scientific software," *Computing in Science & Engineering*, 2018.
- [2] P. J. Roache, *Verification and Validation in Computational Science and Engineering*. Albuquerque, New Mexico: Hermosa Publishers, 1998.
- [3] W. S. Smith, M. S. Nejad, and A. Wassying, "Raising the bar: Assurance cases for scientific computing software," *Computing in Science and Engineering*, vol. 23, no. 1, pp. 47–57, Feb. 2020.

- [4] D. J. Rinehart, J. C. Knight, and J. Rowanhill, "Current practices in constructing and evaluating assurance cases with applications to aviation," National Aeronautics and Space Administration (NASA), Langley Research Centre, Hampton, Virginia, Tech. Rep. CR-2014-218678, January 2015.
- [5] J. Rushby, "The interpretation and evaluation of assurance cases," Computer Science Laboratory, SRI International, Menlo Park, CA, Tech. Rep. SRI-CSL-15-01, Jul. 2015, available at <http://www.csl.sri.com/users/rushby/papers/sri-csl-15-1-assurance-cases.pdf>.
- [6] T. Kelly, "Arguing safety – a systematic approach to safety case management," Ph.D. dissertation, York University, Department of Computer Science Report YCST, May 1999.
- [7] P. G. Bishop and R. E. Bloofield, "A methodology for safety case development," in *Industrial Perspectives of Safety-critical Systems: Proceedings of the Sixth Safety-critical Systems Symposium, Birmingham 1998*. London, UK: Springer-Verlag, 1989, pp. 1–10.
- [8] S. Blanchette, *Assurance Cases for Design Analysis of Complex System of Systems Software*. Software Engineering Institute, 2009. [Online]. Available: <https://arc.aiaa.org/doi/abs/10.2514/6.2009-1921>
- [9] J. Spriggs, *GSN - The Goal Structuring Notation, A Structured Approach to Presenting Arguments*, ser. NASA contractor report. Hayling Island, UK: Springer, 2012.
- [10] T. Kelly and R. Weaver, "The goal structuring notation—a safety argument notation," in *Proceedings of the dependable systems and networks 2004 workshop on assurance cases*, vol. 6, 2004.
- [11] J. Lin, "Building an assurance case for aorta geometry reconstruction software," Master's thesis, McMaster University, Hamilton, ON, Canada, August 2007, <http://hdl.handle.net/11375/29069>.
- [12] R. Kikinis, S. D. Pieper, and K. G. Vosburgh, *3D Slicer: A Platform for Subject-Specific Image Analysis, Visualization, and Clinical Support*. New York, NY: Springer New York, 2014, pp. 277–289. [Online]. Available: https://doi.org/10.1007/978-1-4614-7657-3_19
- [13] B. Lowekamp, D. Chen, L. Ibanez, and D. Blezek, "The design of SimpleITK," *Frontiers in Neuroinformatics*, vol. 7, 2013. [Online]. Available: <https://www.frontiersin.org/articles/10.3389/fninf.2013.00045>
- [14] C. Rueden, "Level sets," <https://imagej.net/plugins/level-sets>, 2021. [Online]. Available: <https://imagej.net/plugins/level-sets>
- [15] W. S. Smith and L. Lai, "A new requirements template for scientific computing," in *Proceedings of the First International Workshop on Situational Requirements Engineering Processes – Methods, Techniques and Tools to Support Situation-Specific Requirements Engineering Processes, SREP'05*, J. Ralyté, P. Ågerfalk, and N. Kraiem, Eds., In conjunction with 13th IEEE International Requirements Engineering Conference. Paris, France: IEEE, 2005, pp. 107–121.
- [16] M. Petre and G. Wilson, "Code review for and by scientists: preliminary findings," 2014.
- [17] L. MacLeod, M. Greiler, M.-A. Storey, C. Bird, and J. Czerwonka, "Code reviewing in the trenches: Challenges and best practices," *IEEE Software*, vol. 35, no. 4, pp. 34–42, 2018.