

Hybrid Rebeca Revisited

Saeed Zhiany¹, Fatemeh Ghassemi¹, Nesa Abbasimoghadam¹, Ali Hodaiei¹, Ali Ataollahi¹, József Kovács³, Erika Ábrahám³, and Marjan Sirjani²

¹ University of Tehran, Tehran, Iran

² Mälardalen University, Västerås, Sweden

³ RWTH Aachen University, 52056 Aachen, Germany

Abstract. Hybrid Rebeca is introduced for modeling asynchronous event-based Cyber-Physical Systems (CPSs). In this work, we extend Hybrid Rebeca to allow the modeling of non-deterministic time behavior. We provide a set of rules to define the semantic model of Hybrid Rebeca models in terms of Time Transition Systems which represents an over-approximation of the reachable states of a Hybrid Rebeca model. Then, we adapt the reachability analysis algorithm of Flow* for Hybrid Rebeca models leveraging our semantic rules. This improves the analysis significantly because the previous technique relied on the reachability analysis of hybrid automata by deriving a monolithic hybrid automaton from a given Hybrid Rebeca model, leading to a huge hybrid automaton. We illustrate the applicability of our approach through a case study.

1 Introduction

Cyber-Physical Systems (CPSs) are usually composed of distributed discrete controllers interacting with physical environment via networked communication. Nowadays, CPSs are ubiquitous in safety-critical situations such as automotive, manufacturing, and transportation. It is important to verify the safety properties of such *Hybrid systems* at design time before their implementation. Formal verification can be useful for this purpose, and *Hybrid automata* is a widely used mathematical model for modeling hybrid systems supported with many automated reachability analysis tools.

We introduced Hybrid Rebeca in [15,16], as an extension of (Timed) Rebeca [28,26], to faithfully model asynchronously event-based CPSs. Rebeca provides an operational interpretation of the actor model through a Java-like syntax. Actors, called rebec in this language, are units of concurrency that can only communicate by asynchronous message passing. Each actor is equipped with a mailbox in which the received messages are buffered. The computation model of actors provides a suitable level of abstraction for cyber/physical components and the network to realize the full potential of CPSs. This formalism allows modeling the continuous and discrete aspects of CPSs in a unified way by introducing physical rebecs as an extension of software rebecs with real-valued variables and modes in which the physical dynamics are specified. These modes resemble the location of Hybrid automata. To compute all reachable states over

a bounded time horizon and finitely many jumps for a Hybrid Rebeca model with linear dynamics, first a monolithic hybrid automaton is derived from the model. To verify the safety properties of the Hybrid Rebeca model, we conduct a reachability analysis on its corresponding Hybrid automata to inspect whether an unsafe state. It is shown that modeling a system in Hybrid Rebeca is more efficient for analysis than modeling in hybrid automata [16]. In this approach, the reachability analysis of a Hybrid Rebeca model depends on the derivation of its corresponding hybrid automaton. The number of locations in the derived automata increases exponentially as the number of discrete variables in the software rebecs or the size of the rebec mailbox increases. This makes it infeasible to verify complex systems. We remark that the reachability analysis of a hybrid automaton is generally time-bounded and the computation of all locations may not be needed as they may not be reached within the given time-bound. In our new approach, we propose a reachability analysis algorithm on Hybrid Rebeca models directly, with no need to compute hybrid automata as an intermediate model.

We revise Hybrid Rebeca in both modeling and analysis aspects. For modeling a wide range of CPSs, supporting non-deterministic time behavior is required. For example, the delay of communication or completion of a cyber computation has non-deterministic time behavior. Furthermore, physical rebecs may have non-deterministic behavior due to imprecision in measuring values that affect their behavior (this is modeled through non-deterministic behavior on staying in a mode or leaving it when a guard holds). For instance, we can model the behavior of a smart sensor to non-deterministically increase the temperature or decrease when it exceeds a limit. We extend Hybrid Rebeca to support modeling non-deterministic time behaviors, realized by the notion of Time Intervals, and allowing non-deterministic behavior for physical rebecs (whether staying or exiting a mode). For the analysis, instead of generating hybrid automata and then computing their reachable states, we compute the reachable states of a Rebeca model directly. As it is well-known the problem of computing the reachable states of a hybrid automaton is undecidable [3] as the non-linear differential equations governing the dynamics of real-valued variables can not be solved. There are many algorithms that approximately solve such equations and compute an over-approximation for the reachable state set in a bounded time interval. If the over-approximated set does not contain any unsafe state, then we can conclude that the system is safe. Most of these algorithms follow a scheme called flowpipe construction [30]. Given a bounded time horizon $[0, \Delta]$, an over-approximation of the reachable set in $[0, \Delta]$ is iteratively computed as sets of $\mathcal{F}_1, \dots, \mathcal{F}_N$ such that \mathcal{F}_i for each $1 \leq i \leq N$ is an over-approximation of the reachable set over $[0, \Delta]$.

Given a Hybrid Rebeca model, we seek to over-approximate the set of the states that is reachable in a bounded time horizon $[0, \Delta]$ and with at most J depth of the semantic model, where Δ and J are user-specified. The bound on the depth is needed when there are many state changes in a small time interval. We first give the semantic model of the extended Hybrid Rebeca in terms of Timed

Transition System (TTS) with immediate transitions (taken in zero time) and time-progressing transitions. Then, we adapt the reachability analysis of Hybrid automata [6] to handle the time-progressing transitions. When time progresses, the real-valued variables of physical rebecs should be approximately computed employing the flowpipe construction algorithm of hybrid automata of [6]. The termination of the algorithm is ensured since we bound the time horizon as well as the jump depth.

We define the semantic model of extended Hybrid Rebeca based on the standard semantics of Timed-Rebeca, i.e., TTSs. The global states of a model are defined by the local states of software and physical rebecs and the global time. The local states of rebecs are defined based on their local variable values and message queues. Furthermore, the local states of physical rebecs contain a mode that specifies differential equations, invariant, and a guard. The invariant of a mode indicates how long a physical rebec remains in a mode while a guard expresses the condition for changing the mode. We can abstract away the concrete values of real values from the local states by considering the mode of physical rebecs. Such abstraction allows us to consider the local states of physical rebecs equal when they only differ in their variable values. We merge those states so that the local states of their rebecs are equal but the global time is different by converting the global time into an interval and associating an interval to the real variables based on the global time interval. We represent all messages that a physical rebec can send within an interval with different real-valued parameters by one message by aggregating their parameter and arrival times into intervals. We provide a set of operational semantic rules that derive TTSs with appropriate interval values. The proposed rules are designed based on the occurrences of events leading to state changes such as taking a message from a mailbox by a rebec or executing statements for processing messages. Our contributions are summarised as follows:

- extending Hybrid Rebeca with time non-deterministic behavior by allowing non-deterministic delay on computation, network communication, or physical mode management;
- providing a semantic model based on the Timed Transition system in which states that only differ by their global time and real-valued variables are merged (while these continuous values are handled by intervals of values);
- Providing the algorithm and tool for state-space generation of Hybrid Rebeca models using existing tools for the reachability analysis of hybrid automata;
- illustrating the applicability of our approach through a case study.

2 Preliminaries

As we use the reachability analysis algorithm of Hybrid automata to compute the reachable sets of a Hybrid Rebeca model, we first explain the formal definition of hybrid automata and then its reachability analysis algorithm.

2.1 Hybrid Automata

Hybrid automata (HA) [3,14] is a formal model for modeling hybrid systems. Informally, a hybrid automaton can be viewed as an extension of a finite state machine consisting of a finite set of real-valued variables. The values of these variables change continuously in a discrete state, called mode or location, according to an ordinary differential equation (ODE).

We assume that ODEs of a given hybrid automaton have a unique solution (the conditions on ODEs to have a unique solution is well-defined [19]). Given a function g , we denote its time derivate by \dot{g} . Then, an ODE is given by the form $\dot{\vec{x}} = f(\vec{x}, t)$, where \vec{x} is a vector of variables. We use $\varphi_f(\vec{x}_0, t)$ as the unique solution of the ODE $\dot{\vec{x}} = f(\vec{x}, t)$ w.r.t. $\vec{x}(0) = \vec{x}_0$ at time t . It is also known as the *flow* of the ODE from \vec{x}_0 . We denote the set of flows $\{\varphi_f(\vec{x}_0, t) \mid \vec{x}_0 \in X_0, t \in \Delta\}$ collectively as $\varphi_f(\vec{x}_0, \Delta)$ when $\varphi_f(\vec{x}_0, t)$ exists for all $\vec{x}_0 \in X_0$ and $t \in \Delta$. This set is called *flowpipe*.

Definition 1. A hybrid automaton is defined by the tuple $\mathcal{A} = (Loc, Var, \Rightarrow, Flws, Inv, Init)$ as follows:

- *Loc* is a finite set of locations.
- *Var* consists of $n \in \mathbb{N}$ real-valued variables, denoted by the vector \vec{x} .
- $\Rightarrow \subseteq Loc \times 2^{\mathbb{R}^n} \times (\mathbb{R}^n \rightarrow \mathbb{R}^n) \times Loc$ is a finite set of transitions. A transition is a tuple $(l, g, r, l') \in \Rightarrow$ where $l, l' \in Loc$ are the source and destination locations, $g \subseteq \mathbb{R}^n$ is the guard, and $r \subseteq \mathbb{R}^n \times \mathbb{R}^n$ is the reset, and l' is the destination location. The guard g specifies the state values for which the transition is possible while reset r expresses how the state variables are updated. For the transition $e \in \Rightarrow$, we use $Guard(e)$ and $Reset(e)$ to denote its guard and reset, respectively.
- *Flws* is a labeling function that assigns a set of ODEs in the form of $\dot{\vec{x}} = f(\vec{x}, t)$ to each location $l \in Loc$. This set specifies how the values of variables evolve over time.
- $Inv : Loc \rightarrow 2^{\mathbb{R}^n}$ is a labeling function that assigns an invariant to each location. In other words, $Inv(l)$ defines the values that the variables can have in a location.
- $Init \subset Loc \times \mathbb{R}^n$ is the initial state set of \mathcal{A} .

Each state of \mathcal{A} is a pair of $\langle \ell, \vec{x} \rangle$ where ℓ denotes the current mode and $\vec{x} \in \mathbb{R}^n$ are the values of variables.

An execution of a hybrid automaton \mathcal{A} is a sequence of $\langle \ell_0, \vec{x}_0 \rangle, \langle \ell_1, \vec{x}_1 \rangle, \dots$ which can be infinite such that $\langle \ell_0, \vec{x}_0 \rangle \in Init$ and for two successive states $\langle \ell, \vec{v} \rangle$ and $\langle \ell', \vec{v}' \rangle$ one of the following two cases holds:

- time progress for $t \geq 0$: the location of the state is not changed, i.e., $\ell = \ell'$, but the values of variables are updated with respect to t , i.e., $\vec{v}' = \varphi_f(\vec{v}, t)$ where $Flws(\ell)$ is $\dot{\vec{x}} = f(\vec{x}, t)$, $\forall t' \in [0, t]$, $\varphi_f(\vec{v}, t') \in Inv(\ell)$, and $\vec{v}' \in Inv(\ell')$.
- discrete jump: there exists $(\ell, g, r, \ell') \in \Rightarrow$ such that $\vec{v} \in g$, $\vec{v}' = r(\vec{v})$, and $\vec{v}' \in Inv(\ell')$.

Figure 1a illustrates an execution $\langle \ell, \vec{x}_0 \rangle, \langle \ell, \vec{x}_1 \rangle, \langle \ell', \vec{x}_2 \rangle, \langle \ell', \vec{x}_3 \rangle$, where $e \in \Rightarrow$ is a discrete jump from ℓ to ℓ' [5].

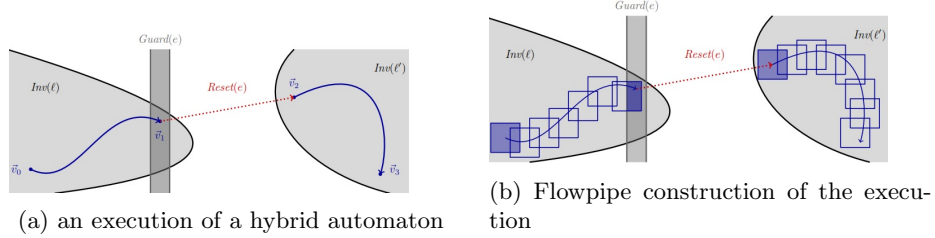


Fig. 1: An example of an execution of a hybrid automaton and its flowpipe construction [5]

2.2 Reachability Analysis

Given a hybrid automaton \mathcal{A} , a state $\langle \ell, v \rangle$ is *reachable* if there exists an execution of \mathcal{A} with the last state $\langle \ell, v \rangle$. The reachability problem on hybrid automata is not decidable even in the case that all continuous dynamics are defined by linear ODEs. Instead, the reachable states are over-approximated. The algorithm of [5] uses Taylor Model flowpipes to over-approximate the reachable sets. The advantage of this approach is its support for non-linear ODEs. It has been implemented in Flow* [6] and its code is available for reuse.

Given a hybrid automaton, Algorithm 1 over-approximates the set of states reachable in a bounded time horizon $[0, \Delta]$ with at most \mathcal{J} jumps, such that Δ and \mathcal{J} are user specified. The algorithm uses a queue to maintain the reachable sets computed by a time point t and the number of jumps remained. The queue is initialized by the initial states of the given hybrid automaton by setting its time progress to 0 (line 3) and remaining number of jumps to \mathcal{J} . We use $\langle l, V \rangle$ to collectively show $\{\langle l, v \rangle \mid v \in V\}$. It approximately computes the set of reachable flowpipes in a given mode l for the initial values V within the time bound $[0, \Delta - t]$ by calling $ComputeFlowpipes_l$ (line 6). This computation considers the invariant of location l . Then, each flowpipe is intersected by the guard (line 11) of transitions to inspect if a discrete jump is possible (when the resulting flowpipe is not empty). Then, the reset is applied on the resulting flowpipe (line 13) to find the reachable state as the consequence of the jump. This state is added to queue to be examined in the next iteration while the time is progressed with respect to the starting time of the state's flowpipe and the number of jump is decreased. We illustrate the application of this algorithm on the execution of Figure 1a in Figure 1b in which flowpipes are represented by boxes.

Algorithm 1: Flowpipe construction for hybrid automata [5]

Input: a hybrid automaton \mathcal{A} , a bounded time horizon Δ , maximum jump \mathcal{J}
Output: over-approximation of the reachable set of \mathcal{A}

```

1  $\mathcal{R} \leftarrow \emptyset$ ;  $Queue \leftarrow \emptyset$ ;
2 foreach  $i = 1, \dots, m$  do
3    $Queue.enqueue(\langle l_i, V_i, 0, \mathcal{J} \rangle)$ ;      /* enqueue the initial sets */
4 while  $Queue$  is not empty do
5    $\langle l, V \rangle, t, j \leftarrow Queue.dequeue()$ ;
6    $F \leftarrow ComputeFlowpipes_l(V, \Delta - t)$ ; /* flowpipes in  $l$  in time  $\Delta - t$  */
7    $\mathcal{R} \leftarrow \mathcal{R} \cup \{ \langle l, \mathcal{F} \rangle \mid \mathcal{F} \in F \}$ ;
8   foreach  $(l, g, r, l') \in Trans$  do
9     foreach  $\mathcal{F} \in F$  do
10      if  $j > 0$  then
11         $\mathcal{F}_G \leftarrow \mathcal{F} \cap g$ ;      /* flowpipe/guard intersection */
12        if  $\mathcal{F}_G \neq \emptyset$  then
13           $\mathcal{F}_R \leftarrow r(\mathcal{F}_G)$ ;      /* compute the reset mapping */
14          if  $\langle l', \mathcal{F}_R \rangle \not\subseteq \mathcal{R}$  then
15            Compute the global starting time  $t_R$  of  $\mathcal{F}_R$ ;
16             $Queue.enqueue(\langle l', \mathcal{F}_R, t_R, j - 1 \rangle)$ ;
17 return  $\mathcal{R}$ ;
```

3 Hybrid Rebeca

A hybrid system is modeled by two types of actors in Hybrid Rebeca:

- **Reactiveclass** (software class): The actors that have completely discrete behavior, will be modeled by this type of actor.
- **Physicalclass**: The actors that deal with continuous behavior, will be modeled by this type of actor. Typically they are sensors and actuators in a system (e.g., a sensor that senses the temperature of the environment or the speed of a wheel in a car).

3.1 Syntax

A reactiveclass's syntax contains a set of known rebecs, state variables, and message servers. Known rebecs are the rebecs that the instances of this class can send a message to. Message servers specify the behavior of a rebec upon handling messages. The main statements of Hybrid Rebecca's language (used within the body of message servers) include variable assignment or setmode, condition, delay, and sending messages.

A physicalclass is similar to a reactive class, except that it also includes the definition of physical modes. The structure of a mode is very similar to the locations in Hybrid automata and includes the static condition (invariant), flow

<pre> Model ::= ⟨RClass PClass⟩⁺ Main Main ::= main {InstanceDcl*} InstanceDcl ::= C r ((r)[*]) : ((c)[*]) RClass ::= reactiveclass C {KnownRebecs Vars MsgSrv*} PClass ::= physicalclass C {KnownRebecs Vars MsgSrv* Mode*} KnownRebecs ::= knownrebecs {⟨Type v⟩*} Vars ::= statevars {⟨Type v⟩*} MsgSrv ::= msgsrv msg ((Type v)[*]) {Stmt*} Mode ::= mode m {inv(Expr) {⟨v' = Expr;⟩⁺} guard(Expr) {Stmt*}} Stmt ::= v = Expr; if(Expr) MSt [else MSt] delay([c, c]); r.msg(⟨Expr⟩[*]) after([c, c]); r.SetMode(m) after([c, c]) MSt ::= {Stmt*} Stmt Type ::= int float real Expr ::= c v Expr op Expr, op ∈ {+, -, *, ∧, ∨, <, ≤, >, ≥, !=, ==} (Expr) !(Expr) </pre>

Fig. 2: Syntax of Hybrid Rebeca. Identifiers C , msg , m , v , c , and r denote the name of a class, message server, mode, variable, constant, and rebec, respectively.

equations, guard conditions, and their corresponding statement blocks, called triggers. Flow equations express ODEs of real variables while trigger specifies the behavior of the rebec upon leaving a mode. The conditional expressions of a static condition and a guard condition are defined by the reserved words *inv* and *guard*, respectively. The statement block of each guard presents the behavior of a physical Rebec in case of satisfying the condition of the guard. The setmode statement specifies the next mode of the rebec. The *none* mode is a special mode that is defined in all physical rebecs and shows the idle behavior of a rebec in which all the differential equations of the variables are zero. Activating this mode can be interpreted as stopping the physical behavior in physical networks. Other rebecs can change the mode of a physical rebec by sending the setMode message to it. This message server is defined for all the physical rebecs.

In Hybrid Rebeca, there are three basic data types: int, float, and real. Int variables can only be used in reactive classes, real variables can only be used in physical classes, and float variables can be used in both. Mathematically, real and float values are the same; for each real variable, a flow differential equation is assigned to show how its value changes over time. Each class definition must include a constructor message server with the same name as the class name. This message server is called in the initial state of each rebec and the variables are initialized. The *self* keyword is used to send a message from a rebec to itself. This is helpful for defining iterative behavior.

In this version, Hybrid Rebeca supports *after* statement along with the message sending statements, which was removed in the previous version due to the separate definition of the network between the rebecs. In this statement as well as the *delay* statement, it is possible to specify non-deterministic time behavior in the form of a continuous interval. As our focus in this version is reachability analysis of Hybrid Rebeca model, we have removed the network entity for simplicity of our rules (otherwise, we had to maintain the local state of the network within the global states and subsume rules for evolving the network state).

Example 1. Consider a room in which a controller turns on/off the heater when the room's temperature changes. The temperature is sent to the controller by a sensor. The sensor will send the temperature non-deterministically when it reaches $[18, 19]^{\circ}C$. The controller will raise an alarm when the temperature goes lower than $18.5^{\circ}C$. The model of the controller is given in Figure 3. It consists of two reactive rebecs *controller* and *alarm* and a physical rebec *hws*. We consider two modes *On* and *Off* for the physical rebec and the evolution of temperature is specified by dynamic differential equations for each mode as shown in Figure 3.

```

1  reactiveclass Controller(2){
2      knownrebecs {
3          Alarm alarm;}
4
5  msgsrv control(float temp){
6      delay ([0.5,0.5]) ;
7      if (temp<18.5) alarm.notify();
8  }
9  }
10 reactiveclass Alarm(2){
11     knownrebecs {
12         Controller controller;}
13
14     msgsrv notify() {
15         // play an alarm
16     }
17 }
18 physicalclass HeaterWithSensor(2){
19     knownrebecs {
20         Controller controller;}
21
22     statevars {
23         float temp;}
24
25     HeaterWithSensor(float temp_) {
26         temp = temp_;
27         setMode(Off);}
28
29     mode Off {
30         inv(temp>=18){
31             temp' = -1;
32             //temp'=-2(temp-17.5);
33         }
34         guard(temp<=19){
35             controller . control(temp);
36             setmode(on);}
37     }
38     mode On {
39         inv(temp<=23){
40             temp' = 1;
41             //temp'=0.8*sqrt(T);
42         }
43         guard(temp>=22){
44             setMode(off);}
45     }
46 }
47
48 main {
49     HeaterWithSensor
50         hws(controller):(20);
51     Controller controller (hws):();
52     Alarm alarm(controller):();
53 }

```

Fig. 3: A model of a room with a heaterWithSensor, controller, and alarm specified in Hybrid Rebeca .

3.2 Operational Semantics

We define the semantics of a Hybrid Rebeca model in terms of a TTS, the standard semantics of Timed-Rebeca. The states in TTS are composed of the local states of reactive and physical rebecs and the global time interval. The global time interval denotes the times that rebecs can stay at the specified local states. Due to the presence of real variables that change over time, their values in the local states of physical rebecs and messages are defined by real intervals, similar to the global time. First, we introduce a few notations and auxiliary functions that are used in describing the formal semantics of Hybrid Rebeca.

3.2.1 Notations Given a set A , we use A^* to show a set of all finite sequences over elements of A . For a sequence $a \in A^*$ of length n , the symbol a_i denotes the i^{th} element of the sequence, where $1 \leq i \leq n$. We use $x \in a$ if there exists i such that $a_i = x$. An empty sequence is denoted by ϵ and $\langle h|T \rangle$ represents a sequence whose first element is $h \in A$ and $T \in A^*$ is the sequence of remaining elements. We use $a_1 \frown a_2$ to denote a sequence achieved by appending $a_2 \in A^*$ to $a_1 \in A^*$, and $a \setminus x$ for removing an occurrence of x from a if exists.

For a function $f : X \rightarrow Y$, we use the notation $f[\alpha \mapsto \beta]$ to denote the function $\{(a, b) \in f \mid a \neq \alpha\} \cup \{(\alpha, \beta)\}$, where $\alpha \mapsto \beta$ is an alternative notation for (α, β) , $\alpha \in X$, and $\beta \in Y$. We use $Dom(f)$ to denote the domain of the function f . A record type is defined by $(name_1 : T_1, \dots, name_n : T_n)$. For each record $\mathbf{t} = (e_1, e_2, \dots, e_n)$, where $e_i \in T_i$, we use $\mathbf{t}.name_i$ to denote the i^{th} -element of the tuple called $name_i$, i.e., e_i . Furthermore, we use $\mathbf{t}[e'/name_i]$ as a symbolic representation for the tuple achieved by replacing the element $\mathbf{t}.name_i$ of \mathbf{t} by e' in the record \mathbf{t} .

An interval is a set of real numbers that are between two real endpoints $a, b \in \mathbb{R}$ such that $a \leq b$. We exploit the four types of conventional intervals, denoted as (a, b) , $(a, b]$, $[b, a)$, and $[a, b]$. The endpoints a and b are allowed to take the infinities $-\infty$ and $+\infty$ when the bound is strict. We call the intervals with non-strict bounds *closed* intervals, and we denote the set of them by \mathbb{IR} . For an interval $I = [a, b] \in \mathbb{IR}$, we call a the *lower bound* and b the *upper bound* of I . A single value a can be represented by the interval $[a, a]$. We use the notation $\prec a, b \succ$ to denote an interval irrespective of the closeness/openness of its bounds.

Valuation is a function that maps a given variable name $v \in Var$ to an interval and the set of valuation functions is denoted by $\Sigma : Var \rightarrow Val$ where Val is a set of valuations including boolean, \mathbb{N} , \mathbb{R} , and \mathbb{IR} . For each two arbitrary valuation functions $\sigma, \sigma' \in \Sigma$, we use the operator \uplus to union their elements (when $Dom(\sigma) \cap Dom(\sigma') = \emptyset$).

Let ID be the set of rebec identifiers. A message is defined as a tuple $(sender, m, p, arrivalTime)$, where $sender \in ID$ is the sender identifier, m is the name of the message server, $p \in \Sigma$ is the parameter valuation defining the values of the parameters, and $arrivalTime \in \mathbb{IR}$ is the time interval when the message is derived to the rebec. We use Msg to denote the set of all messages.

Recall that we represent all messages that a physical rebec can send to a reactive rebec within the global time interval by one message by aggregating their arrival times into an interval and associating an interval to float parameters. We use $body(x, m)$ to denote the body of the corresponding message server for the message m defined in the class type of the rebec with the identifier x , which is a sequence of statements.

For two messages $msg_1 = (s, m, p, ar_1)$ and $msg_2 = (s, m, p, ar_2)$, we define $msg_2 - msg_1 = (s, m, p, ar_2 - ar_1)$ if $ar_2 - ar_1 \neq [0, 0]$. $msg_2 - msg_1 = \epsilon$ if $ar_2 - ar_1 = [0, 0]$. Trivially, if the first items of two messages are not equal, $msg_2 - msg_1 = msg_2$. Each rebec has a mailbox in which it stores all the received messages. We represent the mailbox as a sequence of messages in the semantic states. Formally, a mailbox $\mathbf{b} = \langle msg_1, msg_2, \dots, msg_n \rangle \in Msg^*$ is a sequence of messages where $n \in \mathbb{N}$.

3.2.2 Global States The global states of a Hybrid Rebeca model are defined by the local states of its rebecs and the global time, denoted by the record $(RS : rs, PS : ps, GT : gt)$. The elements rs and ps define the local states of reactive and physical rebecs, respectively, by mapping a given rebec identifier $x \in ID$ to its state, and gt is the global time.

Definition 2 (Local state of a reactive rebec). *The local state of a reactive rebec is defined as a tuple $(\sigma, \mathbf{b}, st, r) \in \Sigma \times Msg^* \times Stmt^* \times \mathbb{IR}$, where $\sigma \in \Sigma$ is the valuation function that maps a given $v \in Var$ to its value, \mathbf{b} is the rebec's mailbox, $st \in Stmt^*$ is the sequence of statements of current message server the rebec must execute them, and r donates the rebec's resume time.*

Definition 3 (State of a physical rebec). *The state of a physical rebec is defined as a tuple $(\sigma, \mathbf{b}, st, \mathbf{m}) \in \Sigma \times Msg^* \times Stmt^* \times Modes$ where $\sigma \in \Sigma$ is the valuation function that maps a given $v \in Var$ to its interval, \mathbf{b} is the rebec's bag of messages, $st \in Stmt^*$ is the sequence of statements of current message server the rebec must execute them, and \mathbf{m} donates the rebec's current active mode.*

3.2.3 Transitions There are two main types of transitions in Hybrid Rebeca semantic: Time Passing (TP) and Non-Time Passing (NTP) transitions. The former causes global time progress, denoted by \Rightarrow_{TP} , while the latter does not, denoted by \Rightarrow_{NTP} . Non-time progressing transitions show taking a message by a rebec from its mailbox (\Rightarrow_m), executing a statement by a rebec (\Rightarrow_s), and resuming a rebec (\Rightarrow_τ).

Take message rule Upon taking a message by a rebec from its bag, the statements of its corresponding message server should be executed. A reactive rebec can take a message from its bag, when (1) it has no statement to execute from its previously taken message, (2) it is not suspended (denoted by \perp), and (3) there exists a message in the mailbox that the lower bound of the global time is greater than the lower bound of the message's arrival time. If the upper bound

of the global time is less than the upper bound of the message's arrival time, there is a non-deterministic behavior on either handling the message assuming that the message has been received in a time within the global time interval, or assuming that the message will be arrived in future. Thus, for those arrival times within the global time interval, the message is handled and removed from the mailbox. However, for the arrival time out of the global time interval, the message remains in the mailbox. The rule for these two scenarios is given below:

$$\frac{l = (rs, ps, \prec t_1, t_2 \succ) \wedge l.RS(x) = (\sigma, \mathbf{b}, \epsilon, \perp) \wedge \text{msg} = (s, r, m, p, \prec t_3, t_4 \succ) \in \mathbf{b} \wedge t_3 \leq t_1 \wedge t_4 \leq t_2}{l \Rightarrow_m l [rs [x \mapsto (\sigma \uplus p, \mathbf{b} \setminus \text{msg}, \text{body}(x, m), \prec t_1, t_2 \succ)] / RS]}$$

$$\frac{l = (rs, ps, \prec t_1, t_2 \succ) \wedge l.RS(x) = (\sigma, \mathbf{b}, \epsilon, \perp) \wedge \text{msg} = (s, r, m, p, \prec t_3, t_4 \succ) \in \mathbf{b} \wedge t_3 \leq t_1 \wedge t_2 < t_4}{l \Rightarrow_m l [rs [x \mapsto (\sigma, (\mathbf{b} \setminus \text{msg}) \frown (s, r, m, p, \prec t_2, t_4 \succ), \epsilon, \perp)] / RS]}$$

Upon taking a message, the resume time of the rebec is updated to the global time (first rule in above). Therefore, during the execution of statements, the lower bounds of global time and resume time are always equal unless the rebec is suspended (see the rule for the delay statement).

A physical rebec can take a message if the above-mentioned conditions hold and additionally, the message is not *setMode* and the mode of rebec is not *none*. If the message name is *setMode*, no statement is added for execution while the active mode of rebec is updated to the one indicated by the message.

Resume rule A reactive rebec is suspended when it executes a delay statement. When the lower bounds of global and resume time intervals are equal while the upper bound of the global time interval is less than the upper bound of a rebec's resume time, then a rebec has a non-deterministic behavior: either the rebec resumes its statement execution (this will add a condition to the assumptions of SOS rules for the statements that the lower bound of the global time interval should be equal to the lower bound of a rebec's resume time, see delay or send statements rules) or postpone resuming the rebec to the future as explained by the following SOS rule:

$$\frac{l = (rs, ps, \prec t_1, t_2 \succ) \wedge l.RS(x) = (\sigma, \mathbf{b}, st, \prec t_3, t_4 \succ) \wedge t_1 = t_3 \wedge t_2 \leq t_4}{l \Rightarrow_\tau l [rs [x \mapsto (\sigma, \mathbf{b}, st, \prec t_2, t_4 \succ)] / RS]}$$

Delay rule the execution of a reactive rebec is suspended upon executing a delay statement. This statement affects the resume time of the rebec.

$$\frac{l = (rs, ps, \prec t_1, t_2 \succ) \wedge l.RS(x) = (\sigma, \mathbf{b}, \langle \text{delay}([d_1, d_2]) \mid st \rangle, \prec t_3, t_4 \succ) \wedge t_1 = t_3}{l \Rightarrow_s l [rs [x \mapsto (\sigma, \mathbf{b}, st, \prec t_1 + d_1, t_2 + d_2 \succ)] / RS]}$$

Time progress rule To explain when and how much the global time interval progresses, we first explain the *earliest event time* concept. The global time progresses according to the earliest event time by which a change is possible either in the local state of a reactive rebec or in the flow of a physical rebec. The flow of a physical rebec can change if the mode or variables defining its ODE change. A change, so called *event*, can happen when a rebec can take a message from its mailbox, or the guard condition of a physical rebec in a mode is enabled, or a reactive rebec resumes its executions. Based on these three events, we consider the following *time events*, denoted by \mathbb{ET} :

- the lower and upper bounds of a message’s arrival time in the mailbox of a rebec that can be taken.
- the lower and upper bounds of a pending reactive rebec’s resume time.
- the lower and upper bounds of the time interval that a physical rebec’s guard is enabled to be taken. We assume that there is a function $trigInterval : ID \times \Sigma \times Modes \rightarrow \mathbb{IR}$ that can calculate the time interval that a physical rebec can be triggered in its mode $m \in Modes$ according to its current valuation function $\sigma \in \Sigma$

To consider the closeness and openness of bounds, we add open time bound t as t° and close one as t^\bullet to \mathbb{ET} . We define a total order relation on the elements of \mathbb{ET} as $n_1^\circ < n_2^\bullet \Leftrightarrow (n_1 < n_2) \vee (n_1 = n_2 \wedge \diamond = \circ \wedge \triangleright = \bullet)$. We define the i^{th} earliest event time EET_i as the i^{th} smallest value in this set.

The following rule makes progress to the global time interval with respect to EET_1 . The auxiliary function $createInterval : \mathbb{ET} \times \mathbb{ET} \rightarrow \mathbb{IR}$ creates an interval according to given values.

$$\frac{l \not\Rightarrow_{NTP} \wedge l = (rs, ps, \prec t_1, t_2 \succ) \wedge t_{low} = t_2 \wedge t_{up} = EET_1 \wedge gt' = createInterval(t_{low}, t_{up})}{l \Rightarrow_{TP} l[ps'/PS, gt'/GT]}$$

For brevity, we informally explain ps' : real variables of all physical rebecs are updated in case the invariant of the mode holds. For physical rebecs whose triggering intervals are a subset of gt' , the remaining statements of those physical rebecs are also updated to their guard trigger. For those intervals where taking a message or triggering a mode are both possible in a physical rebec, we give priority to the trigger event.

Statement The SOS rules for statements are straightforward. As an example, below we provide the SOS rule for the send statement by which a message is sent from a reactive rebec to another reactive rebec. The rules for the send statement when the sending or receiving rebec is a physical rebec are the same.

$$\frac{l = (rs, ps, \prec t_1, t_2 \succ) \wedge l.RS(x) = (\sigma, \mathbf{b}, \langle y.m(p) \text{ after}([d_1, d_2]) \mid st \rangle, \prec t_3, t_4 \succ) \wedge l.RS(y) = (\sigma', \mathbf{b}', st', rt) \wedge t_1 = t_3}{l \Rightarrow_s l \left[\begin{array}{l} rs[\quad \quad \quad x \mapsto (\sigma, \mathbf{b}, st, \prec t_3, t_4 \succ) \quad]/RS \\ rs[y \mapsto (\sigma', \mathbf{b}' \frown (x, y, m, p, \prec t_1 + d_1, t_2 + d_2 \succ), st', rt) \quad]/RS \end{array} \right]}$$

Example Regarding our running example, assume that the initial state is S_0 in which the rebecs have handled their initial messages. So, all rebec have an empty mailbox and the physical has $temp = [20, 20]$ and is in the mode *Off*. According to the time progress SOS rule, as *controller* and *alarm* have no message, the time can progress to make a discrete jump due to the continuous behavior of the *hws*. For this state, the set \mathbb{ET} is $\{1^\bullet, 2^\bullet\}$ because the guard of mode *Off* ($temp = [18, 19]$) is satisfied, so the trigger of guard block will set for *hws* statements and global time is set to $[1, 2]$. We call the resulting state S_1 in which the physical rebec can execute $controller.control(temp)$. So, a message *control* is sent to the controller ($temp = [18, 19]$). We call the resulting state S_2 in which there is a message in the queue of *controller* while *hws* has still a statement to execute. So, there is a non-determinism between executing the *hws* statement and taking the message *control* by the controller. By using the take message SOS rule, the message *control* is taken, and the parameter $temp$ will be added to the rebec's valuation function. Furthermore, the body of message server *control* will be added to the rebec's *st*. We call the resulting state S_3 in which the delay SOS rule can be applied. So, the *controller*'s resume time will be updated to $[1.5, 2.5]$. We call this state S_4 . In this state, the only non-time passing rule that can be applied is the *setmode* statement by the rebec *hws*. By this statement, the active mode is changed to *On* (S_5);

4 Reachability Analysis of Rebeca Models

We introduced the semantic model of Hybrid Rebeca in Section 3 which relies on the function *TrigInterval* in the time progress SOS rule for solving the differential equations. As solving all ODEs is not decidable, we employ numerical methods to replace such function by proposing an algorithm for calculating the over-approximation of reachable states of a given Hybrid Rebeca model within a time-bounded interval $[0, \Delta]$ and maximal depth \mathcal{J} , inspired from the algorithm implemented by the Flow* tool [6].

Similar to the algorithm 1, we use a queue to maintain the reachable sets with the number of jumps. The initial state l_0 is the one that the initial messages are inserted into the mailbox of rebecs. We find the set of reachable states as the result of non-passing time evolutions by calling the function $executeNTPSOS(l_0, Queue, \mathcal{R}, \mathcal{J})$ according to SOS rules of Section 3.2 until no such transition remained (line 2). This function adds all the reachable states to \mathcal{R} and inserts those states that have no enabled non-passing time transition (paired with \mathcal{J}) to *Queue*. At first, the global time interval is updated based on \mathbb{ET} (line 6). To over-approximate the value of variables of a mode, the original algorithm follows an iterative approach by which the time progresses with the time step γ in each iteration. We replace the lower/upper bounds computed by *TrigInterval* in \mathbb{ET} by adding γ to the lower/upper bound of the global time interval and compute the values of real variables for an interval defined by EET_1 and $min(EET_2, \Delta)$ (parameter of *ComputeFlowpipes* in line 8).

Algorithm 2: Hybrid Rebeca over-approximation reachability analysis

Input: a Hybrid Rebeca model \mathcal{HR} , a bounded time horizon Δ , maximum jump depth \mathcal{J} , and step size γ **Output:** over-approximation of the reachable set of \mathcal{HR} 's states

```

1  $\mathcal{R} \leftarrow \emptyset$ ;  $Queue \leftarrow \emptyset$ ;
2 executeNTPSOS( $l_0, Queue, \mathcal{R}, \mathcal{J}$ );
3 while Queue is not empty do
4    $\{l : (RS, PS, GT), \mathcal{J}\} \leftarrow Queue.dequeue()$ ;
5    $\{t_{low}, t_{up}\} \leftarrow \{EET_1, EET_2\}_{l, \gamma}$ ;
6    $GT' \leftarrow createInterval(t_{low}, \min(\Delta, t_{up}))$ ;
7    $\{l_f, V_f\} \leftarrow createFlowstarLocation(PS)$ ;
8    $F \leftarrow ComputeFlowpipes_{l_f}(V_f, \min(\Delta, t_{up}) - t_{low})$ ;
9   if  $F = \emptyset \wedge t_{up} < \Delta$  then
10     $\lfloor executeNTPSOS((RS, PS, GT'), Queue, \mathcal{R}, \mathcal{J})$ ; /* for none modes */
11  for  $\mathcal{F} \in F$  do
12     $PS' \leftarrow updatePhysicalRebecs(PS, \mathcal{F})$ ;
13    executeNTPSOS( $(RS, PS', GT'), Queue, \mathcal{R}, \mathcal{J}$ );
14    if  $\mathcal{J} > 0$  then
15       $\mathcal{P} \leftarrow \emptyset$ ;
16      for  $ps \in PS$  do
17        for  $g \in guard(ps)$  do
18          if  $\mathcal{F} \cap g \neq \emptyset$  then
19             $\lfloor \mathcal{P} = \mathcal{P} \cup \{(ps, g)\}$ ;
20      for  $q \subseteq \mathcal{P}$  such that  $q \neq \emptyset \wedge UniqueComplete(q, \mathcal{P})$  do
21         $g' = \bigwedge_{(ps, g) \in q} g$ ;  $\mathcal{F}_g = \mathcal{F} \cap g'$ ;  $\mathcal{F}_{\mathcal{R}} \leftarrow \mathcal{F}_g$ ;  $l' \leftarrow l$ ;
22        for  $(ps, g) \in q$  do
23           $l' \leftarrow Execute\ guard's\ statement\ block\ of\ (ps, g)_{l'}$ ;
24           $\mathcal{F}_{\mathcal{R}} \leftarrow Reset(mode(ps, g), \mathcal{F}_{\mathcal{R}})$ ;
25           $l' \leftarrow Execute\ setmode\ of\ (ps, g)_{l'}$ ;
26         $PS' \leftarrow updatePhysicalRebecs(l'.PS, \mathcal{F}_{\mathcal{R}})$ ;
27         $\lfloor executeNTPSOS((l'.RS, PS', GT'), Queue, \mathcal{R}, \mathcal{J} - 1)$ ;
28 return  $\mathcal{R}$ ;

```

Assuming the names of all real variables are unique, we merge the local states of all physical rebecs to consider it as a location of a hybrid automaton (line 7). The reachable local states of physical rebecs are approximated with the help of Flow^* by calling the function *ComputeFlowpipes*. For each flowpipe, the local states of physical rebecs are updated (line 12) and the states of all the rebecs are updated by calling *executeNTPSOS*. To examine the expiration of the active mode of each physical rebec, first, we find those physical rebecs that the intersection of the flowpipe and the guards of their modes is not empty in set \mathcal{P} (lines 15 – 19). There is a non-deterministic behavior for those rebecs that have more than one enable guard for the current flowpipe \mathcal{F} . For any subset of \mathcal{P} , i.e. q that contains exactly one guard for those rebecs in \mathcal{P} (*UniqueComplete* predicate in line 20), we first compute the intersection of the guards of these rebecs and \mathcal{F} in \mathcal{F}_G (line 21). We execute their guard statements (line 23), and then apply the reset of each rebec in the set (line 24) on \mathcal{F}_G resulting \mathcal{F}_R . Then, we execute the setmode statements of these rebecs to define their next active modes (line 25). Next, we update the physical rebec states with respect to \mathcal{F}_R (line 26). At the end we apply the non-passing time SOSs to update the local states of all rebecs (due to their statement execution or handling their messages)(line 27). As the active modes of physical rebecs have been updated, we decrease \mathcal{J} when calling *executeNTPSOS*. Similar to the algorithm 1, our jumps are due to the discrete jumps of physical rebecs.

Figure 4 illustrates the application of our algorithm to a Hybrid Rebeca in which flowpipes are represented by boxes. Our time-bound steps for computing flowpipes are not all equal to γ as we define it with respect to $\mathbb{E}\mathbb{T}$. The global states consist of two physical rebecs and one reactive rebec. In the first two iterations, the intervals for computing flowpipes are defined by γ , where no event is generated, and only the local states of physical rebec are updated by line 12. In the third iteration, the arrival time interval of a message in the bag of the reactive rebec defines the upper bound of time progress for the next iteration (the green box). By taking the message, the local states of all rebecs are updated (lines 12 – 13). In the next iteration, there is a possible change of mode by one of the rebec which will send a message to the reactive rebec (this rebec is identified by lines 16 – 19 in the algorithm, and its send message statement and change mode are due to the lines 23 – 25). Intuitively, a state is inserted into *Queue* when it has no enabled non-time passing transition. After time progresses, the local states of physical and software rebecs are updated accordingly by applying all enabled non-time passing transitions again.

Example 2. To illustrate the applicability of our algorithm, we change the ODEs in Example 1 with those commented ones in the code. We start the analysis from the state in which the rebecs have their initial messages in their bag. We assume that time bound Δ , maximum jump \mathcal{J} , and γ are set to 5, 100, and 0.01, respectively. By calling *executeNTPSOS* (line 2), a state (state S_0) in which the rebecs have an empty bag and *hws* has *temp* = [20, 20] and is in the mode *Off* is reached. As no *NTP*-transition is possible, $\langle S_0, 10 \rangle$ is inserted into the *Queue* which is dequeued in the first iteration of while loop of algorithm 2. Based on

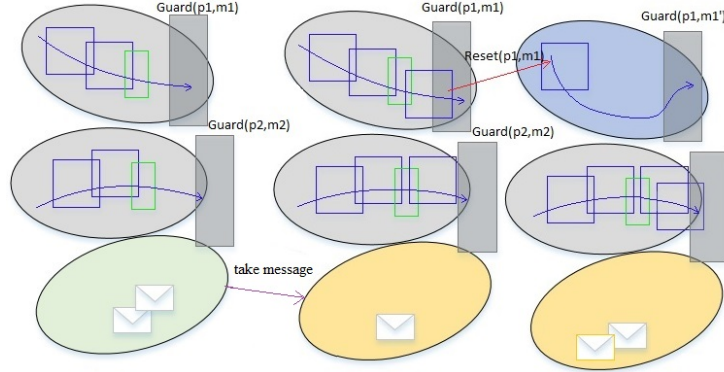


Fig. 4: Flowpipe construction for an execution of a Hybrid Rebeca model

S_0 , $\mathbb{ET} = \{0^\bullet, 0.01^\bullet\}$ as no rebec has any message in its bag and only the upper bound of the global time interval is added with the time step 0.01. The global time interval is updated to $[0, 0.01]$ (line 6). The flowpipe for *hws* is computed and its local state is updated. However, the guard of mode *Off* is not enabled. In this iteration, no non-time progress transition is possible. In iteration 2 to 25, similar to the first iteration, $\mathbb{ET}_i = \{0.1 \times (i - 1)^\bullet, 0.1 \times i^\bullet\}$, $1 \geq i \geq 25$ and only the local state of *hws* is updated (and inserted into *Queue* by line 13). In the 26th-iteration, global time interval is $[0.25, 0.26]$. The flowpipe over-approximated for *temp* with the initial value $[19.0163, 19.0469]$ (from the iteration 25) by Flow* is the following Taylor Model:

$$\begin{aligned} temp = & 19.0163 - 3.03265(t - 0.25) + 3.03265(t - 0.25)^2 \\ & - 2.02177(t - 0.25)^3 + 1.01088(t - 0.25)^4 \\ & - 0.404354(t - 0.25)^5 + O((t - 0.25)^6), t \in [0.25, 0.26] \end{aligned}$$

The local variable *temp* is updated to $[18.9863, 19.0163]$ (line 12) which has intersection with the guard of mode *Off*, i.e., $temp \leq 19$. As a consequence, the message *control* with the above flowpipe and the arrival time interval $[0.25, 0.26]$ is inserted in the bag of *controller*, and the mode of rebec *hws* is changed to *On* (lines 24 – 25). Next, the algorithm applies the non-time passing SOS rules (line 27) making the *controller* rebec take its message from the mailbox and execute its corresponding message server. The first statement is the *delay* statement, so the controller is suspended while its resume time is set to $[0.75, 0.76]$.

4.1 Tool Support

Timed Rebeca is supported by Afra, which handles time as a discrete value and time-related statements such as `delay(v)` and `after(v)`; these statements have only one discrete parameter. Upon executing the delay statement the resume time has a specific value while upon executing send with an after construct, the

arrival time of the message is updated. However, in Hybrid Rebeca, time is continuous while these statements have two parameters imposing non-deterministic behavior as often observed in CPSs.

The state-space generator⁴ executes non-time-progressing SOS rules until there is a need to progress the time. It computes the time progress interval and calls the Hypro tool to find out the updated values of real variables of all physical rebecs. Upon updating physical rebecs, it again executes the non-time-progressing SOS rules. Due to time non-determinism, global time together with all real variables are maintained as real intervals. Thus the state-space generator deviates from Afra, and we developed it from scratch. In the following, we explain the extension of the existing Afra compiler, Hyper, and the state-space generator design.

4.1.1 Syntax Extensions We extended the existing compiler of Afra to support delay and after with two arguments specifying a continuous range for time delays represented as an interval. Time intervals are introduced using the syntax `after(t_min, t_max)`, where an event may occur at any point between `t_min` and `t_max`.

Additionally, we introduced further syntax extensions to the language by incorporating support for new data types like `real` and `float`.

4.1.2 Hypro To calculate the time successor sets from the initial set we used an open-source tool called Hypro [27]. It provides implementations for the most prominent state set representations used by flowpipe-construction-based reachability analysis techniques for linear hybrid systems and Taylor model based reachability analysis for non-linear hybrid systems.

The only parameters that need to be specified are the time interval and step size. The time interval is determined based on the resume time and arrival time of messages (c.f. SOS rule time progress) while the step size is defined by the user.

The interaction with Hypro was possible through a Java Native Interface (JNI) type interface, which allows any Java program to invoke time evolution calculations for a given ODE and intersect the resulting reachable sets with a given guard.

Hypro uses a similar algorithm to Flow*, based on Taylor model approximation, for calculating time successor sets from initial sets. During the analysis, Hypro subdivides the time interval $[0, \Delta]$ into time step length intervals. In each interval the activation function is approximated with an at most $k \in \mathbb{N}_{>0}$ order *Taylor polynomial* and a *remainder interval* $I \subset \mathbb{R}$. A Taylor polynomial is an order of k polynomial derived from a function's derivatives at a single point. It approximates the given function (in this case the activation function) around a given value. Since the Taylor series is an infinite sum, the Taylor polynomial is just an approximation of the activation function, the error that arises from the

⁴ Available at <https://github.com/SaeedZhiany/HybridRebecaReachabilityAnalysis>

approximation is counted in the reminder interval. From the Taylor polynomial and the remainder interval, the reachable states can be derived for each time step in $[0, \Delta]$.

4.1.3 State-space Generator The semantic model of a given Hybrid Rebeca model is generated by calling the `analyzeReachability()` method from the `SpaceStateGenerator` class. This method implements the Algorithm 2. It initializes the current global time and the parameters for the analysis, e.g., step size and the time-bound.

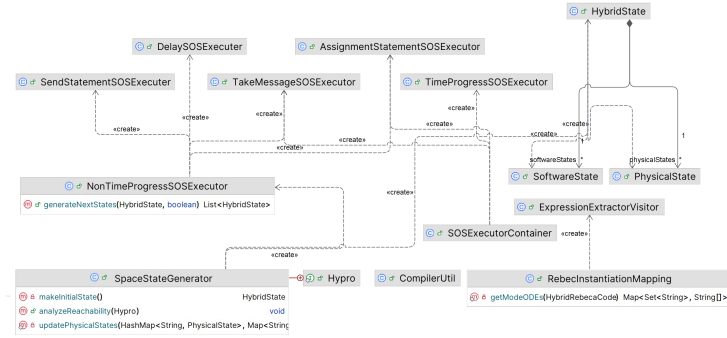


Fig. 5: Class diagram

`SpaceStateGenerator` class relies on a compiler, an extension of Afra compiler⁵ called `CompilerUtil`, to convert a given Hybrid Rebeca model to its Abstract Syntax Tree (AST). The AST provides the necessary for defining the global states and the description of a mode of physical actors.

The states of the semantic model are represented as instances of the class `HybridState` which is a list of `PhysicalState` and `SoftwareState` classes, representing the continuous and discrete components of the model, respectively. The method `makeInitialState()` makes the initial state by extracting the instantiated actors from the AST and making the local states of actors based on their corresponding reactive class in AST. It executes the constructor for each instance in the order defined in the main by extracting the constructor's statements from AST. The constructors initialize the actor's state variables and message queues. Each actor's local state is defined by a `variableValuation` map. After initializing the reactive and physical rebecs in separate `HashMaps`, the `makeInitialState()` returns an instance of `HybridState`.

In our implementation, we use Java's `LinkedList` class to manage state exploration using a Breadth-First Search (BFS) approach initialized by our initial state. We dequeue a state s and generate its next possible states by calling

⁵ Available at <https://github.com/rebeca-lang/org.rebecalang.compiler>

`generateNextStates(s)` method of *NonTimeProgressSOSExecutor* class. This class is responsible for applying non-time progressing SOS rules on the given state to generate the next possible states. We have dedicated classes of *SOSExecuter* for each SOS rule. For instance for *Assign* rule, we have the *SOSExecuterAssign*. Thus, *NonTimeProgressSOSExecutor* aggregates a set of *SOSExecuters*. These executors first check the applicability of the rule to the current state. If applicable, they generate the next possible states from the current one.

After generating all possible next states without advancing time, the time progress SOS rule should be applied to advance these states forward in time. To this aim, for each state returned by the method `generateNextStates`, we should collect ODEs for each physical rebec to input to the numerical solver, *Hypro*. As there are a number of instances from a *Physical* class, we should rewrite the specified ODE corresponding to its active mode by renaming the state variables to a fresh name. We append the name of each instance to the variables in ODEs. The specifications of ODEs are found from AST while the active model of each instance is captured from its local state. For the sake of efficiency, we construct the ODEs of modes of each instance once by maintaining a mapping that associates the modes of each physical class with their corresponding ODEs. The `getModeODEs()` method of *RebecInstantiationMapping* class initializes this mapping which is of type `Map<Set<String>, String[]>` in the variable *modeToODEs*, which maps each physical rebec and its mode with ODEs in that mode, captured as an array of `String`. This function exploits the *ExpressionExtractorVisitor* class to handle the renaming. We use *visitor pattern* to manage the rewriting for the hierarchy classes of ODE expressions. Generally speaking, we designated the class *RebecInstantiationMapping*, which serves as a centralized mapping between rebec instances and their corresponding types, known rebecs and *modeToODEs*. These *ODEs*, along with the current *intervals* of real variables and the time interval are passed to *Hypro*. This library computes the interval of each real variable.

We update the physical rebecs with the computed values by the method `updatePhysicalStates()`. This method evaluates each physical rebec's invariants and guards using the *ExpressionEvaluatorVisitor*, checks whether the guard conditions are satisfied, and if the rebec's behavior adheres to its invariant constraints. We use *visitor pattern* to handle the evaluation of the hierarchy classes of conditional expressions. Depending on the results of these checks, the state-space generator either continues to explore the current state or adjusts the physical state by enforcing the appropriate guard transitions. Then, the updated physical states are then re-enqueued for further exploration by calling `generateNextStates()`. State exploration proceeds until all reachable states have been generated or the simulation time exceeds the predefined upper bound.




Fig. 6: Generated states of Fig 3 by Hybrid Rebeca tool

5 Related Work

There are different high-level modeling language and tools for specifying hybrid systems. Each employs a specific analysis approach based on the restrictions imposed on their models.

Theorem prover: In [21], a hybrid systems is specified by a set of pre- and post conditions and the property is verified by a theorem prover for time-deterministic models for unbounded time. Hybrid Active Object [17] is an actor-based modeling language. For analysis, a hybrid active object model is converted into a set of pre- and post-condition in DL logic [22,23,24] which is fed into Keymaera X tool set for verification [12].

Simulation: is a widely used approach to detect unsafe behavior of hybrid systems [13,9,8]. Hybrid Theatre [20] is an actor-based language that its analysis is based on statistical model checking of UPPAAL SMC tool set [7] by converting their models to statistical timed/hybrid automata. The modeling language CHARON [2] is a hierarchy language for specifying hybrid systems. They provide modular simulator to simulate each active mode independently. The language CIF [4,1], based on hybrid automata, supports all types of ODEs by providing a simulation approach for them. The actor-based modeling framework Ptollemy is a framework that uses the concept of *model of computation* (MoC) which defines the rules for concurrent execution of components and their communications. It is useful for modeling heterogeneous models like process networks, discrete events, dataflow and continuous time by nesting these models of computations in a hierarchical structure [25].

Reachability Analysis: The SpaceEX toolset, based on hybrid automata, implements a set of reachability analysis algorithms such as PHAVer [10] for linear hybrid systems, Le Guernic-Girard (LGG) [18] for non-linear hybrid systems, and efficient LGG [11]. Hybrid Rebeca [15] relies on SpaceEx for the analysis of timed properties on hybrid automata derived from its models. The Flow* toolset [5,6] approximately computes the reachable states of non-linear hybrid systems.

Timed Rebeca is extended with time intervals to support non-deterministic time behavior in [29]. Physical rebecs distinguish our work from it. In other words, our semantic model coincides with their semantics if no physical rebec is specified. Due to the presence of physical rebec, not only global time but also real- and float variables are associated with real intervals.

6 Conclusion and Future Work

We have extended Hybrid Rebeca with two goals: specification and analysis. For the specification, we added non-deterministic time behavior to models which is useful to specify delays for communication or computation. For the analysis, we explained how the reachability algorithm of hybrid automaton can be adapted to approximately find the reachable states of a Hybrid Rebeca model.

We are going to prove the soundness of our semantic model based on ITTs by showing that they are behaviorally equivalent with their corresponding standard

time transition systems. We also aim to complete our algorithm implementation. Applying our framework to real case studies is among of our search direction.

References

1. D. Agut, D. van Beek, and J.E Rooda. Syntax and semantics of the compositional interchange format for hybrid systems. *The Journal of Logic and Algebraic Programming*, 82(1):1–52, 2013.
2. R. Alur, R. Grosu, Y. Hur, V. Kumar, and I. Lee. Modular specification of hybrid systems in charon. In *International Workshop on Hybrid Systems: Computation and Control*, pages 6–19. Springer, 2000.
3. R. Alur, C. Courcoubetis, N. Halbwachs, T.s A. Henzinger, P. Ho, X.r Nicollin, A.o Olivero, J. Sifakis, and S. Yovine. The algorithmic analysis of hybrid systems. *Theoretical Computer Science*, 138(1):3–34, 1995.
4. H. Beohar, D. Agut, D. A van Beek, and P. Cuijpers. Hierarchical states in the compositional interchange format. *arXiv preprint arXiv:1008.2110*, 2010.
5. X. Chen. *Reachability analysis of non-linear hybrid systems using Taylor Models*. PhD thesis, RWTH Aachen University, Germany, 2015.
6. X. Chen, E. Ábrahám, and S. Sankaranarayanan. Flow*: An analyzer for non-linear hybrid systems. In *25th International Conference on Computer Aided Verification*, volume 8044 of *LNCS*, pages 258–263. Springer, 2013.
7. A. David, K. G Larsen, A. Legay, M. Mikučionis, and D. B. Poulsen. Uppaal smc tutorial. *International Journal on Software Tools for Technology Transfer*, 17(4):397–415, 2015.
8. A. Donzé. *Trajectory-based verification and controller Synthesis for continuous and hybrid systems*. PhD thesis, Université Joseph-Fourier-Grenoble I, 2007.
9. A. Donzé and O. Maler. Systematic simulation using sensitivity analysis. In *International Workshop on Hybrid Systems: Computation and Control*, pages 174–189. Springer, 2007.
10. G. Frehse. Phaver: algorithmic verification of hybrid systems past hytech. *International Journal on Software Tools for Technology Transfer*, 10(3):263–279, 2008.
11. G. Frehse, R. Kateja, and C. Le Guernic. Flowpipe approximation and clustering in space-time. In *Proceedings of the 16th international conference on Hybrid systems: computation and control*, pages 203–212, 2013.
12. N. Fulton, S. Mitsch, J. Quesel, M.s Völpl, and A. Platzer. Keymaera x: An axiomatic tactical theorem prover for hybrid systems. In *International Conference on Automated Deduction*, pages 527–538. Springer, 2015.
13. Antoine Girard and George J Pappas. Verification using simulation. In *International Workshop on Hybrid Systems: Computation and Control*, pages 272–286. Springer, 2006.
14. T. A. Henzinger. The theory of hybrid automata. In *11th Annual IEEE Symposium on Logic in Computer Science*, pages 278–292. IEEE Computer Society, 1996.
15. I. Jahandideh, F. Ghassemi, and M. Sirjani. Hybrid rebecca: Modeling and analyzing of cyber-physical systems. In *8th International Workshop on Model-Based Design of Cyber Physical Systems*, volume 11615 of *LNCS*, pages 3–27. Springer, 2018.
16. I. Jahandideh, F. Ghassemi, and M. Sirjani. An actor-based framework for asynchronous event-based cyber-physical systems. *Software and Systems Modeling*, 20(3):641–665, 2021.

17. E. Kamburjan, S. Mitsch, M.a Kettenbach, and R.r Hähnle. Modeling and verifying cyber-physical systems with hybrid active objects. *arXiv preprint arXiv:1906.05704*, 2019.
18. C. Le Guernic and A. Girard. Reachability analysis of linear systems using support functions. *Nonlinear Analysis: Hybrid Systems*, 4(2):250–262, 2010.
19. J. D. Meiss. *Differential dynamical systems*, volume 14 of *Mathematical modeling and computation*. SIAM, 2007.
20. L. Nigro and P. F. Sciammarella. Statistical model checking of cyber-physical systems using hybrid theatre. In *Proc. SAI Intelligent Systems*, pages 1232–1251. Springer, 2019.
21. A. Platzer. *Logical analysis of hybrid systems: proving theorems for complex dynamics*.
22. A. Platzer. The complete proof theory of hybrid systems. In *2012 27th Annual IEEE Symposium on Logic in Computer Science*, pages 541–550. IEEE, 2012.
23. A. Platzer. A complete uniform substitution calculus for differential dynamic logic. *Journal of Automated Reasoning*, 59(2):219–265, 2017.
24. A. Platzer. *Logical Foundations of Cyber-Physical Systems*. Springer, 2018.
25. C. Ptolemaeus. *System design, modeling, and simulation: using Ptolemy II*, volume 1. Ptolemy. org Berkeley, 2014.
26. A. Hermann Reynisson, M. Sirjani, L. Aceto, M. Cimini, A. Jafari, A. Ingólfssdóttir, and S. Hugl Sigurdarson. Modelling and simulation of asynchronous real-time systems using timed rebeca. *Sci. Comput. Program.*, 89:41–68, 2014.
27. Stefan Schupp, Erika Ábrahám, Ibtissem Ben Makhoul, and Stefan Kowalewski. Hypro: A c++ library of state set representations for hybrid systems reachability analysis. In Clark Barrett, Misty Davies, and Temesghen Kahsai, editors, *NASA Formal Methods*, pages 288–294, Cham, 2017. Springer International Publishing.
28. M. Sirjani, A. Movaghar, A. Shali, and F. S. de Boer. Modeling and verification of reactive systems using rebeca. *Fundamenta Informaticae*, 63(4):385–410, 2004.
29. S. Tavassoli, R. Khosravi, and E. Khamespanah. Finite interval-time transition system for real-time actors. In *International Conference on Topics in Theoretical Computer Science*, pages 85–100. Springer, 2020.
30. F. Zhao. *Automatic Analysis and Synthesis of Controllers for Dynamical Systems Based on Phase-Space Knowledge*. Ph.d, 1992.