

Utilizing Precise and Complete Code Context to Guide LLM in Automatic False Positive Mitigation

JINBAO CHEN, HONGJING XIANG, LUHAO LI, YU ZHANG*, BOYAO DING, and QINGWEI LI, University of Science and Technology of China, China

Static Application Security Testing (SAST) tools are vital in modern software development for early bug detection, improved code quality, and enhanced efficiency. However, they often produce many false positive alerts requiring manual review, slowing down development. Automating false positive mitigation is thus essential for advancing SAST tools. Previous approaches have utilized static and dynamic analysis techniques, or integrated machine learning models to differentiate true positives from false positives. The advent of Large Language Models (LLMs), adept at understanding natural language and code, offers promising ways to improve the accuracy and usability of SAST tools. However, existing LLM-based methods need improvement in two key areas: first, extracted code snippets related to warnings are often overly broad and cluttered with irrelevant control and data flows, reducing precision; second, critical code contexts are often missing, leading to incomplete representations that can mislead LLMs and cause inaccurate assessments. Overcoming these limitations is crucial to fully leveraging LLMs for developing precise, context-aware SAST tools.

To ensure the use of precise and complete code context, thereby avoiding misguidance and enabling LLMs to reach accurate conclusions, we propose *LLM4FPM* framework. One of its core components is *eCPG-Slicer*, which builds an extended code property graph and then extracts line-level, precise code contexts for warnings. Moreover, *LLM4FPM* incorporates our *FARF* algorithm, which builds a file reference graph and identifies strongly connected components. This enables efficient detection of all files associated with a given warning in linear time, allowing *eCPG-Slicer* to perform thorough analysis across these dependent files, ensuring a complete code context representation of the warning. We evaluate *LLM4FPM* on the Juliet dataset, where it comprehensively outperforms the baseline, achieving an F1 score above 99% across various Common Weakness Enumerations (CWEs). By using a free, lightweight open-source model, *LLM4FPM* avoids dependence on costly alternatives, significantly reducing inspection costs, saving up to \$2758 per run on Juliet—with an average inspection time of 4.7s per warning, underscoring its efficiency. Moreover, further tests on popular real C/C++ projects demonstrate its practical value.

This paper emphasizes the critical impact of precise and complete code context and highlights the potential of combining program analysis with LLMs, advancing automated vulnerability analysis and improving the quality and efficiency of modern software development.

Additional Key Words and Phrases: LLM, Code Slicer, Static Analysis, Code Context, False Positive Mitigation

1 Introduction

Static Application Security Testing (SAST) tools are indispensable in modern software development, providing automated analysis to detect potential bugs, security vulnerabilities, and other safety or security issues. These tools can be used not only for bug detection [24, 52], but also for security code review [6] and other work related to code safety/security [8, 32, 55]. Companies like Facebook [14] and Google [45] have scaled the use of SAST tools across their massive code bases, demonstrating their practicality and value in real-world applications. Existing SAST approaches generally fall into two categories: rule-based systems and learning-based systems [13]. Rule-based methods rely on predefined sets of coding patterns, while learning-based methods incorporate machine learning models to predict potential issues by analyzing large code base.

However, a consistent challenge with SAST tools is their generation of numerous warnings, many of which are false positives [2, 62]. A false positive occurs when a tool incorrectly flags a

Authors' Contact Information: Jinbao Chen, zkd18cjb@mail.ustc.edu.cn; Hongjing Xiang, molepi40@mail.ustc.edu.cn; Luhao Li, llh21@mail.ustc.edu.cn; Yu Zhang*, yuzhang@ustc.edu.cn; Boyao Ding, via@mail.ustc.edu.cn; Qingwei Li, lqw332664203@mail.ustc.edu.cn, University of Science and Technology of China, Hefei, Anhui, China.

piece of code as problematic, even though it is actually correct and free of any issues. These false positives cause significant frustration among developers, leading to wasted time and resources. While the warnings produced by SAST tools are crucial for code safety and security, the high proportion of false positives dilutes their utility, reducing overall trust in the tools themselves. In some cases, false positives may even cause developers to give up using SAST tools[25], thus bringing risks. Christakis and Bird [10], Johnson et al. [25] highlight false positives as a major issue for developers, recommending that the false positive rate should be below 20%.

Manual review of false positives is time-consuming and resource-intensive, especially in large-scale projects. Therefore, automatic false positives mitigation (FPM) is therefore a key focus for improving SAST tools. Some researchers have used traditional dynamic and static program analysis techniques to attempt to mitigate false positives, such as combining dependency flow [22, 30, 31, 37], program slicing [43, 44], code tainting [4] and other methods [7, 9]. Before the era of large language models (LLMs), some researchers used machine learning methods to train classifiers for FPM tasks [26, 42]. The advent of LLMs, with their powerful capabilities in natural language processing and code understanding, brings new potential for programming and code safety/security [28, 29, 41, 53, 58, 61, 63], opening pathways for more effective FPM through combined program analysis.

Wen et al. [57] are the first to leverage LLM for the FPM task. They focus on extracting function bodies based on bug reports to help LLM determine if these warnings are false positives. However, there are two main limitations to this approach.

First, the extracted code snippets need to be more precise and concise, eliminating irrelevant information that may hinder the analysis. In real-world projects, a function may contain many lines of code with complex control flows and data flows, but only a few critical elements are relevant to the warning, while the rest become distractions. Irrelevant flows can mislead LLMs, leading to incorrect assessments. Additionally, longer code snippets result in longer response times and token consumption. Existing studies also indicate that LLMs struggle with long tokens and complex control flow code, limiting their effectiveness [3, 27, 36, 54].

Second, the extracted function bodies derived from bug reports may lack essential code contexts related to the warning, creating gaps in contextual understanding. Existing SAST tools often fail to include all files related to the warning, such as those containing associated global variables and external function definitions. These variables and function definitions significantly impact control and data flow, and their absence can lead to incorrect conclusions.

To address the aforementioned issues, we strive to achieve three goals:

- (1) **Precise Code Context.** The extracted code snippet should focus on control flows and data flows relevant to the warning, capturing the precise code context while omitting unnecessary parts that might distract the LLM and lead to incorrect or ambiguous conclusions.
- (2) **Complete Code Context.** The analysis should account for key information often missing from bug reports, such as references to global variables or invoked functions located in other files. Without this, the extracted **context** remains incomplete.
- (3) **Correct Conclusions.** After obtaining precise and complete code context, there is an opportunity to more effectively guide the LLM to make accurate judgments on bug reports from SAST tools.

To provide precise code context related to the warning within the given files, we first investigate current slicer tools including Frama-C Slicing[20] for C, Flowistry[11] for Rust, Pyan3[15] and PyCG[46] for Python, as well as JavaSlicer[21] for Java. However, none of the tools are suitable for our scenarios, as they fail to provide inter-procedure dependence relations based on arbitrary slicing criteria. Inspired by Zheng et al. [65] utilizing Joern [60] to create a new code representation for vulnerability detection, we propose *eCPG-Slicer*, a line-level precise code slicer, which slices

on a new extended Code Property Graph (eCPG). The eCPG enhances the merged code property graph (CPG) and program dependence graph (PDG) generated by Joern. It adds dependence edges linking function call sites to their definitions, essential syntactic structure such as `if` to their subordinates, and variable declarations to corresponding identifiers. This enriched information enables *eCPG-Slicer* to obtain the precise code context related to the warning within the provided files.

To ensure complete code context for warnings, whole-program analysis is theoretically feasible. However, in real projects, it is a resource-intensive task, requiring significant time and memory. Since each run of a SAST tool generates numerous warnings, applying whole-program analysis to each warning is unsustainable. To mitigate the overhead, we propose a dependent file extractor, which employs our custom-designed *FARF* algorithm. This algorithm can extract code files related to a warning in linear time. These extracted files are then analyzed by our *eCPG-Slicer*, enabling it to obtain the complete code context associated with the warning while avoiding the significant overhead of whole-project analysis.

We integrate the aforementioned *eCPG-Slicer* and dependent file extractor with LLM to establish the *LLM4FPM* framework, which aims to determine whether a bug report for an open-source project is a false alarm. With the help of the *eCPG-Slicer*, this framework can obtain the precise and complete code context related to a warning, allowing the LLM to act as a code expert to determine whether the warning is a false positive or not. We evaluate our *LLM4FPM* on the Juliet dataset [19], a widely used open-source dataset for assessing the detection capabilities of SAST tools, containing a large number of known buggy and bug-free C/C++ programs, and further test its effectiveness on 8 real-world open-source projects. The results indicate that our *LLM4FPM* outperforms existing work in all aspects, achieving an F1 score above 99% across various CWEs and eliminating over 85% false positive warnings in real-world projects. Additionally, *LLM4FPM* operates at a low cost, with an average inspection time of 4.7 seconds per bug and relying solely on free open-source LLM, saving \$2758 per run on the Juliet dataset. This demonstrates the positive guidance provided to LLMs by precise and complete code context.

Overall, our contributions can be summarized in the following three points:

- First, we propose a line-level precise code slicer *eCPG-Slicer*. It constructs an extended Code Property Graph (eCPG) and then extracts line-level code context related to the warning within the given files.
- Second, we propose a linear complexity algorithm, *FARF*, which is used to identify source files that have dependencies related to a warning, enabling the slicer to extract the complete code context.
- Third, we integrate our *eCPG-Slicer* and *FARF* algorithm into our *LLM4FPM* framework. *LLM4FPM* can efficiently drive LLMs to give judgements for a given warning generated by SAST tools.

The following sections are organized as follows. In [section 2](#), we present our motivation using two simplified examples and introduce related work. In [section 3](#), we describe *LLM4FPM* and the detailed design and implementation of its components. In [section 4](#), we evaluate *LLM4FPM* and analyze the results. In [section 5](#), we summarize the limitations and propose future work. Finally, in [section 6](#), we provide a summary and conclusion of the entire paper.

2 Background

In this section, we present our motivation through a series of simplified examples. Additionally, we discuss the challenges of obtaining precise and complete code context, as well as the characteristics and limitations of existing studies, setting the stage for our approach.

2.1 Motivating Example

2.1.1 Lengthy and redundant code snippet. Wen et al. [57] first propose using LLM to automatically check warnings. The extracted code snippets include the entire function body, which cannot provide precise, line-level code context, making them too coarse-grained.

For example, [Code 1](#) is a positive example of CWE476 NULL Pointer Dereference. The caller contains a lengthy switch-case statement with 10 cases (including a default case). However, only case 4 within it is relevant to the calling context of this example, the other cases are irrelevant distractions. Previous work extracts the entire [Code 1](#), and cannot provide precise, line-level code context. This coarse-grained context results in more tokens for the LLM, leading to a longer LLM context that incurs higher costs and increased response latency. More importantly, existing work indicates that LLMs have limited capabilities in handling long contexts [27, 54] and understanding complex control/data flow code [3, 36].

[Code 1](#) is just a simplified example. In real-world programs, the situation is more complex, involving additional API calls, loops, conditional branches, and more. This makes the LLM more susceptible to interference, leading to hallucinations and incorrect conclusions. This is when code slicing is necessary to provide precise code context, ensuring that relevant information related to the warning is presented while eliminating interference from other control flow and data flow.

Code 1. Good example of CWE476

```
static void acl_read_cb(int size, void *priv)
{
    struct data *buf = priv;
    if (size > 0) {
        buf->flag += size;
        buf = NULL;
    }
}
/* Caller of acl_read_cb */
29 static void bluetooth_status_cb(int status)
30 {
    ...
33 switch (status) {
34 case 1:
    ...
43 case 4:
44     printf("USB_device_configured");
45     /* Start reading */
46     acl_read_cb(0, NULL);
47     break;
    ...
60 case 9:
    ...
64 }
65 }
```

2.1.2 Incomplete trace information in SAST bug reports. Real-project code often references external variables and functions defined in other files. These variables and functions sometimes have a significant impact on control flow and data flow, affecting the judgment of bugs. However, the trace information provided by existing SAST tools is often incomplete, lacking the files where these external functions and variables are defined. This can lead to imprecise buggy code context. These imprecise contexts can sometimes mislead large language models and lead to incorrect conclusions.

Missing external function calls. For instance, [Code 2](#) is a simplified example of a CWE369 divide by zero bug in the Juliet dataset. Function `CWE369_bad` defined in `a.c`, calls `CWE369_badSink`, which is defined in another file, `b.c`. Function `CWE369_badSink` in `b.c` is the actual location where the division by zero bug occurs. However, the trace in the bug report provided by Infer ([Code 3](#)) only includes its caller, `CWE369_bad`, and the file `a.c`. If we rely solely on the bug report to identify the relevant files, we won't be able to locate the definition of the `CWE369_badSink` function, leading to imprecise code context. Whether it is an LLM or a skilled developer, it is difficult to determine whether the bug is real or a false alarm without seeing the actual definition of `CWE369_badSink`. The absence of this definition makes it difficult for LLM to fully understand how the potential division by zero is handled, leaving room for ambiguity.

Code 2. CWE369 buggy code

```

// a.c
void CWE369_bad()
{
    float data = 0.0F;
    ...// some control and data flow
    CWE369_badSink(&data);
}
// b.c
void CWE369_badSink(float *dataPtr)
{
    float data = *dataPtr;
    int result = (int)(100.0 / data);
}

```

Code 3. Infer bug report

```

{
  "procedure": "CWE369_bad",
  "file": "a.c",
  "Trace": [
    {
      "filename": "a.c",
      "description": "xxx",
      ...
    }
  ]
  ...
}

```

Missing external variables. Similar situation occurs when using external variables, especially when these external variables affect critical control flow or data flow. As shown in Code 4, a simplified good example of CWE121 buffer overflow, the `CWE121_good` function references the `GLOBAL_CONST_TRUE` variable defined in `io.c`. This variable affects the condition of the if statement. In this example, `GLOBAL_CONST_TRUE` is always 1, which means the control flow will enter the if branch of the code, and data actually points to `GoodBuffer`. This buffer is large enough to accommodate source, preventing a buffer overflow. Cppcheck incorrectly considers this to be a buffer overflow. In the Cppcheck bug report (Code 5), only `CWE121_good` and its corresponding file are mentioned, without the variable `GLOBAL_CONST_TRUE` and `io.c` where it is defined. If we only use this bug report as a reference to extract code context for LLM, without the precise context related to `GLOBAL_CONST_TRUE`, it would be challenging for LLM to recognize that this bug is a false alarm.

Code 4. CWE121 good code

```

// io.c
const int GLOBAL_CONST_TRUE = 1;
// good.c
void CWE121_good() {
    char BadBuffer[50];
    char GoodBuffer[100];
    char *data = BadBuffer;
    if(GLOBAL_CONST_TRUE) {
        data = GoodBuffer;
    }
    char source[100];
    for (size_t i = 0; i < 100; i++) {
        data[i] = source[i];
    }
}

```

Code 5. Cppcheck bug report

```

{
  "procedure": "CWE121_good",
  "file": "good.c",
  "Trace": [
    {
      "filename": "good.c",
      "description": "xxx",
      ...
    }
  ]
  ...
}

```

2.2 Challenges and Related Work

2.2.1 Code slicer. In order to obtain the precise code context related to the warning, a code slicer is needed. The challenge faced by our desired code slicer is the need to ensure various sensitivities as much as possible. It must ensure that while removing irrelevant data and control flows, the flows related to the warning are preserved in order to obtain a precise code context.

There are several tools that can directly or indirectly generate code slice statically. Frama-C Slicing [20] can output a subset of statements from analyzed programs based on a user-defined slicing criterion. However, it only supports slicing C code and the resulting sliced code is in an intermediate C language format, which does not match the original code context. Flowistry [12] is a tool that analyzes the information flow of Rust programs which can help identify pieces of code that affect other code segments. Pyan3 [15] and PyCG [46] can generate call graphs for Python code using static analysis, but they are limited to Python and focus solely on building call graphs without capturing detailed procedural context. JavaSlicer [21] is a program slicer for Java based

on system dependence graph (SDG) with given certain variables as criterion. However, it is limited to Java and requires third party libraries to slice complete programs. In short, none of these existing tools meets our needs, which require slicing C/C++ code that may be incomplete and extracting code slices that present precise inter-procedure code context from the original source code files.

Inspired by Zheng et al. [65] utilizing Joern [16] to build a new code representation for vulnerability detection, we seek to Joern in the similiary way to generate the code representation as the basis of our slicer.

2.2.2 Code/file dependency analysis. To get complete code context, theoretically, we can perform whole-program analysis to identify external variables and function calls. But for large projects, this approach is highly time-consuming. For example, it takes nearly 1 hour to use Joern to perform whole-program analysis on the Juliet dataset to export CPG. Additionally, SAST tools often generate thousands of warnings in large projects. If every warning requires whole-program analysis to find the precise code context, the cumulative time costs would be prohibitive, making integration with CI/CD pipelines infeasible. Therefore, an efficient method is needed to quickly identify related files for these warnings, allowing the code slicer to extract precise code context from those files, thereby avoiding the need to analyze the entire project.

There are several existing file/code dependency analysis approaches, however, none of them suit our needs. Savić et al. [47] analyze class-level reference relationships at the Java bytecode level. This method lacks implementation for C/C++, and is not designed for file-level analysis. Additionally, we do not need such fine-grained code reference relationships, as they can be readily obtained from CPG. Molina et al. [35] extract relationships between VR script files and VR objects through specific VR-Object Association, VR-Object Composition, and VR-Object Events. However, this approach is specific to VR applications created using the Unity engine and lacks generalizability, making it unsuitable for C/C++ projects. TomTom [51]’s `cpp-dependencies` only analyzes C++ include dependencies and cannot identify symbols declared via `extern` or symbols whose definitions and implementations are separated. Our work focuses on quickly identifying files related to a warning during examination, allowing our slicer to efficiently extract the warning-specific code context from these files.

2.2.3 False positive mitigation. During the past years, many false positive mitigation (FPM for short) approaches have been proposed so that more accurate and critical warnings can be delivered to developers. Some research uses program analysis techniques to help reduce false alarms. Giet et al. [22], Liang et al. [30], Muske et al. [37] combine dependency flow, while Rival [43, 44] use code slicing methods. Some researchers have also attempted to solve the FPM problem using AI. Before the era of LLMs, some works utilize machine learning methods. Koc et al. [26] use machine learning technique on the reduced code to learn a classifier that can filter out false positive warnings. Ranking [42] use machine learning to train a model that can identify whether a new alert is actionable or not. In the era of LLMs, Wen et al. [57] are the first to propose using LLMs to help determine whether a warning is a false alarm. However, we note that Wen et al. [57] fail to provide precise and complete code context and do not address the issues mentioned in [section 2.1.2](#) and [section 2.1.1](#). We focus on providing precise and complete code context and present our corresponding solutions ([section 3](#)) to the problems outlined in [section 2.1](#).

3 Design

In this section, we introduce our *LLM4FPM* framework, which includes our code slicer *eCPG-Slicer* and a dependency file extractor integrated with our *FARF* algorithm.

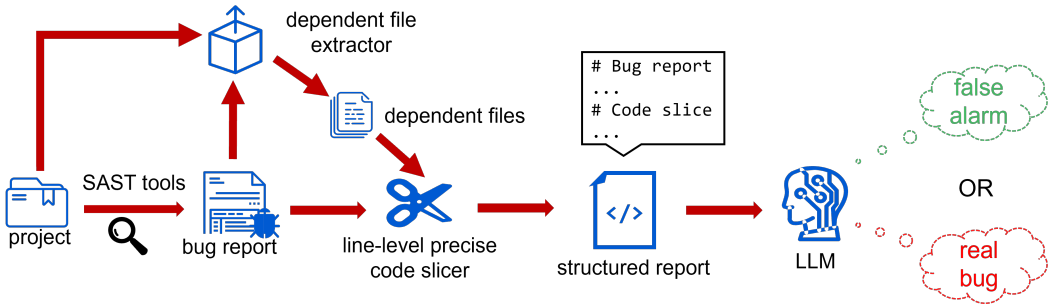


Fig. 1. Overview of *LLM4FPM*

3.1 Overview

To address the challenges posed by the lengthy code context mentioned in section 2.1.1, we propose a line-level precise code slicer called *eCPG-Slicer* (described in section 3.2). It takes source code files, a bug report, and slicing criteria as input to extract the line-level code context relevant to the bug report. Moreover, to address the issue of incomplete file information in SAST bug reports mentioned in section 2.1.2, we propose an efficient two-step linear algorithm called *FARF* (described in section 3.3) that can quickly identify the files on which a warning depends during each check and provide them to *eCPG-Slicer*.

Figure 1 is an overview of the overall process of *LLM4FPM*. It integrates our *eCPG-Slicer* and *FARF* algorithm. When checking each warning, we use *FARF* algorithm in the dependent file extractor to efficiently identify dependent files. Once identified, these source files, along with the bug report, are passed to *eCPG-Slicer* to generate precise line-level code context and form a structured report. Finally, this generated report is provided to an LLM with basic coding abilities, using a designed prompt to enable the model to analyze the report as a professional developer would, ultimately leading to a final conclusion.

3.2 *eCPG-Slicer* - a precise code context slicer based on eCPG

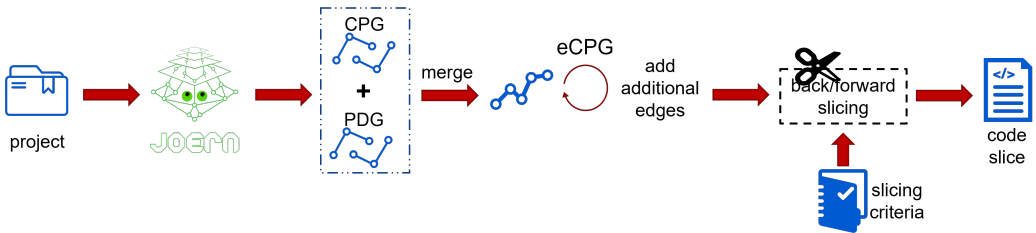


Fig. 2. Overview of *eCPG-Slicer*

Figure 2 provides the overview of *eCPG-Slicer*, a static program slicer that generates code slices based on specified slicing criteria. *eCPG-Slicer* builds an extended CPG (eCPG) on top of Joern’s CPG, as Joern’s current CPG lacks certain essential dependencies needed for effective warning inspection. Taking Code 6 as an example, assuming *y* is related to a warning and line 15 serves as the slicing criterion, the expected slice should resemble Code 7. This includes data and control dependencies relevant to line 8, such as how *y* depends on the value of *x* (line 7), the conditions under which *y* is assigned, and its calling context. Irrelevant code, such as the assignment of *z*, is

removed. **Code 7** precisely illustrates how y is processed and provides the complete context related to y . With this context, it becomes straightforward to identify the value of y at line 15, enabling an accurate assessment of whether the warning associated with y is triggered.

However, Joern’s original CPG lacks the following essential dependencies:

- the data dependency between $x=1$; and $y=x+1$;
- the calling relation between caller and assign,
- the structural relation between if, else, and $y=y+2$;
- the variable relation between int y and occurrences of y .

Without these dependencies, we cannot obtain a precise code context related to y ; the resulting slice only includes line 15, 11, and line 8. An imprecise slice like this can mislead the LLM, potentially resulting in incorrect conclusions. To address these dependency gaps, we construct the eCPG by merging the PDG into the CPG to ensure data dependencies and adding additional edges to capture other essential relationships, such as calling relations. Finally, we perform slicing on the resulting eCPG to obtain the desired, precise context for inspection.

Code 6. Example code snippet

```

1 int global_true = 1;
2 void caller() {
3   if (global_true) assign(1);
4 }
5 int assign(int i) {
6   int x, y, z;
7   x = 1;
8   y = x + 1;
9   x = 2;
10  z = x + 1;
11  if (i) {
12    z = z + 2;
13  }
14  else {
15    y = y + 2;
16  }
17}

```

Code 7. Slice of **Code 6**

```

1 int global_true = 1;
2 void caller() {
3   if (global_true) assign(1);
4 }
5 int assign(int i) {
6   int x, y, z;
7   x = 1;
8   y = x + 1;
...
11  if (i) {
...
13  }
14  else {
15    y = y + 2;
16  }
17}

```

3.2.1 Constructing eCPG. The core aspect of *eCPG-Slicer* is the construction of eCPG, which involves two steps: 1) merging the PDG into the CPG, and 2) adding additional edges to the CPG.

Merge PDG into CPG According to Yamaguchi et al. [60], the expected CPG is the data structure representing static source code. It is composed of 3 layers of representations containing Abstract Syntax Tree (AST), Control Flow Graph (CFG) and Program Dependence Graph (PDG). The PDG is especially important for program slicing, as it includes both control and data dependence edges that represent key dependency relationships within a procedure, while data dependence edges are derived by analyzing the CFG. However, the CPG exported by Joern [16] lacks the data dependence edges that are typically present in the PDG. Therefore, we merge the edges from the PDG into the CPG, thereby enhancing its ability to represent data dependencies. In example of **Code 6** and **Code 7**, there exists a data dependence edge from statement $x = 1$; to statement $y = x + 1$; and *eCPG-Slicer* can slice them out given y at line 8 as slicing criterion. Without adding such data dependence edges, the resulting slice would not include the statement $x = 1$;, leading to imprecise context related to z .

Add additional dependency edges However, only slicing on CPG is still not sufficient to gain precise code slice. For dependence edges of CPG are limited to a certain procedure, the inter-procedure and cross-files dependences are deficient. Existing dependence edges are also confined to relations of variables, leading to absence of information about syntactic structure. Hence *eCPG-Slicer* add additional edges between nodes to build extended CPG (eCPG) to help slice

more elements relevant to slicing criterion. Below are the extra dependence relations *eCPG-Slicer* adds to supplement inter-procedure and syntactic structure information of code slice:

- **Calling relations** To capture calling relations, *eCPG-Slicer* add dependence edges between function definition node and call nodes to generate a sub call graph. Beside, *eCPG-Slicer* add dependence edges between argument nodes and parameter nodes for call sites and corresponding function definition. This enhancement is significant as it allows for a more accurate representation of the relationships between functions, enabling precise tracking of how functions interact within the code.
- **Structure relations** Dependence edges supplementing structure information for some common structures are also added. For example, block node and its AST descendants are connected to distinguish scopes, and if node is connected to subordinate compound if (e.g. else if) node or else node to slice more complete condition test. By integrating these structural enhancements, eCPG can effectively represent the intricate relationships and dependencies within the code, leading to improved accuracy in code slicing.
- **Variable relations** Variable declaration nodes are connected to the identifier nodes that refer to them, and type declaration nodes are linked if they pertain to types defined by the programmer. This connection is essential as it clarifies the type information of variables and, if applicable, their initial values. By establishing these relationships, the representation of the code becomes more transparent, allowing for a better understanding of how variables are utilized throughout the program.

3.2.2 *Slicing on eCPG.* Ferrante et al. [18], Ottenstein and Ottenstein [40] first define program dependence graph (PDG) and claim it a suitable internal program representation chosen for a software development environment allowing programs to be sliced in linear time. We follow this idea and take the slicing procedure as resolving reachability of graph given certain vertices.

Algorithm 1 represents the complete slicing algorithm. Once eCPG has been constructed, *eCPG-Slicer* finds corresponding nodes in terms of input slicing criterion which describes a set of locations in source code. It is starting from these nodes that *eCPG-Slicer* traverses the eCPG to collect relevant nodes along dependence edges. *eCPG-Slicer* traverses the eCPG to find reachable nodes from criterion nodes backwardly or forwardly. The traversal process is implemented by a simple work-list algorithm. Initialize work list W with obtained nodes corresponding to criterion. While W is not empty, in each iteration one node n is taken out from W and added to result set R if it has not been visited. Then *eCPG-Slicer* adds all nodes that are source nodes of incoming dependence edges of n . The step will repeat until W is empty, and R is exactly the set of slicing nodes. At last all nodes collected are mapped to source code by their line number attribute with which *eCPG-Slicer* can output slice in source code files.

3.3 Dependent file extractor - linear time dependent file extraction

Overview. To quickly find the files that the warning depends on each time a warning is checked, two steps are required. In Step 1, a file reference graph (FRG) is exported for each project, and the strongly connected components (SCCs) are calculated. Step 1 only needs to be performed one time. After that, in Step 2, which occurs every time a warning is checked, the strongly connected components from Step 1 can be used to quickly identify other files related to the warning's file dependencies. These files can then be provided to the slicer to offer precise cross-file code context.

Step1: A one-time whole-program analysis to obtain FRG and SCCs. **Figure 3** is an overview of the process for Step 1. First, we use Joern to perform a whole-program analysis on the project and export the complete program's Code Property Graph (CPG). Next, we will traverse the CPG to

Algorithm 1 Generate slice based on eCPG**Input:** program P , a set of slicing criteria C **Output:** Slice for P in terms of slicing criteria C

- 1: Export CPG and PDG files for P from Joern
- 2: Merge data dependence edges of PDG to CPG
- 3: Add additional dependency edges in CPG to construct eCPG
- 4: $N_C \leftarrow$ nodes in eCPG whose locations correspond to criterion
- 5: Initialize worklist $W \leftarrow N_C$
- 6: Initialize result set $R \leftarrow \emptyset$
- 7: **while** $W \neq \emptyset$ **do**
- 8: $n \leftarrow$ pop a front element from W
- 9: **if** n is visited **then**
- 10: continue
- 11: **end if**
- 12: $R \leftarrow R \cup \{n\}$
- 13: **for** each edge $e \in$ incoming dependence edges of n **do**
- 14: $W \leftarrow W \cup \{\text{source node of } e\}$
- 15: **end for**
- 16: **end while**
- 17: Source code lines $L \leftarrow$ line number of nodes in R
- 18: Slice $S \leftarrow$ corresponding source code with line number in L
- 19: **return** S

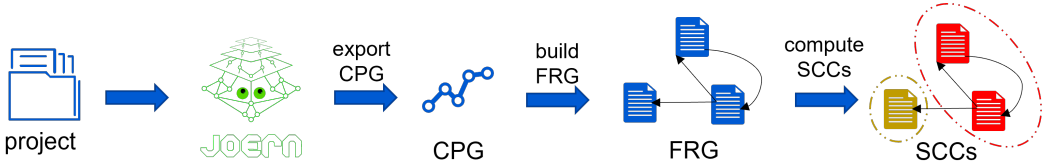


Fig. 3. Build a file reference graph and compute strongly connected components

build a symbol table, identifying each function call and variable reference. If we identify that file A calls a function defined in file B or references a variable defined in file B, we will add a directed edge between A and B. After traversal is complete, we will obtain a directed file reference graph (FRG). After obtaining the FRG, we use Tarjan's algorithm [49] to compute the strongly connected components (SCCs) in the FRG and obtain the condensation graph by contracting each SCC to a single vertex. Step 1 only needs to be executed once. The obtained SCCs and condensation graph can be stored in a database for repeated use in Step 2.

Step 2: Use SCCs to efficiently obtain the other files the warning depends on. After obtaining the FRG, SCCs, and the condensation graph, Algorithm 2 can be used to find the other files that the specified file set depends on. Algorithm 2 starts by initializing an empty set to store dependent files and an empty queue for processing components. For each file in the input file set, Algorithm 2 gets its corresponding SCC and, if not already visited, adds the corresponding SCC to the queue. As it processes each SCC, it adds the files within the current SCC to the set of dependent files and explores connected SCC neighbors in the condensation graph. This approach ensures that all

dependencies are effectively captured, leading to a comprehensive list of files that the specified input files rely on. Next, we will provide an informal proof that the algorithm is an efficient linear algorithm.

In the worst case, [Algorithm 2](#) will traverse all the nodes in the condensation graph. Therefore, the time complexity of [Algorithm 2](#) is no greater than $O(|V_{G_{scc}}|)$, where $V_{G_{scc}}$ represents all the nodes in the condensation graph. Moreover, $|V_{G_{scc}}| \leq |V_{G_f}|$, where V_{G_f} represents the nodes in the FRG, with each node representing a single file. When each file is independent and does not reference functions or variables from other files, $|V_{G_{scc}}| = |V_{G_f}|$. Therefore, in the worst case, the algorithm is a linear algorithm with a complexity of $O(|V_{G_f}|)$, making it a highly efficient linear algorithm. In fact, files in a real project cannot be completely independent, which means $|V_{G_{scc}}| < |V_{G_f}|$. In this case, [Algorithm 2](#) will be more efficient.

Through this algorithm, we can quickly obtain the files that the warning depends on, which cannot be provided by the SAST bug report, while checking each warning. After identifying these files, they can be provided to *eCPG-Slicer* for code slicing, allowing it to focus solely on these files and avoiding the time-consuming whole program analysis.

Algorithm 2 Find All Referenced Files(FARF)

Input: FRG G_f , SCCs S , Condensation Graph G_{scc} , File Set F

Output: Set of files F_{dep} that F depends on (including F itself)

```

1: Initialize result set  $F_{dep} \leftarrow \emptyset$ 
2: Initialize set  $Visited \leftarrow \emptyset$ 
3: Initialize queue  $Queue \leftarrow \emptyset$ 
4: for each file  $f$  in  $F$  do
5:    $c \leftarrow$  the strongly connected component for  $f$  in  $S$ 
6:   if  $c$  not in visited then
7:      $Queue \leftarrow Queue + c$ 
8:      $Visited \leftarrow Visited \cup \{c\}$ 
9:   end if
10: end for
11: while  $Queue \neq \emptyset$  do
12:    $c_{cur} \leftarrow$  pop a front element from  $Queue$ 
13:    $F_{dep} \leftarrow F_{dep} \cup \{\text{the files in } c_{cur} \text{ in } G_f\}$ 
14:   for each neighbor  $n$  in  $G_{scc}$  that  $c_{cur}$  connects to do
15:     if neighbor  $n$  not in visited then
16:        $Queue \leftarrow Queue + n$ 
17:        $Visited \leftarrow Visited \cup \{n\}$ 
18:     end if
19:   end for
20: end while
21: return  $F_{dep}$ 

```

3.4 Guide the LLM

After obtaining the precise and complete code context, we assemble it with the bug report from the SAST tool into a structured report and pass it to a LLM. To effectively guide the LLM to give the correct judgment, we use the following steps:

First, we use expert prompting [59] to have the LLM take on the role of a skilled expert in C/C++ code review.

Second, We direct the LLM to concentrate on the provided code snippet and ignore the code that has been sliced away by our *eCPG-Slicer*.

Third, we combine chain of thought [56] and few-shot learning [5] to teach the LLM how to analyze the given structured report. There are different strategies for different types of CWE. For example, for CWE121 buffer overflow, the LLM will analyze the structured report according to the following steps: ① Contextual Analysis of the Bug. ② Function Call Analysis and Parameter Correspondence. ③ Conditional Judgment and Feasibility Analysis. ④ Array Size and Index Analysis. ⑤ Bug Verification.

Finally, we have the LLM generate multiple responses and utilize self-consistency to vote on and determine the final conclusion. If the LLM cannot provide a definitive conclusion based on the given report, we record it as “unknown”.

4 Evaluation

This section will evaluate *LLM4FPM* to demonstrate how precise and complete code context positively influences the LLM’s judgment. We will address the following research questions:

- **RQ1:** How does *LLM4FPM* perform compared to the baseline?
- **RQ2:** How does *LLM4FPM* perform on real-world projects?
- **RQ3:** How does precise and complete code context affect LLM judgment?
- **RQ4:** What is the cost of *LLM4FPM*?

4.1 Configuration and Environment

We choose Wen et al. [57]’s LLM4SA as our baseline, where they extract the function body of the warning and have the LLM provide a judgment. To ensure consistency with the baseline, we selected the same three state-of-the-art SAST tools for C/C++ projects: Cppcheck [34] v2.9, Infer [17] v1.1.0, and CSA (Clang Static Analyzer) [33] v1.12.01. We examine 7 representative categories of CWE, including:

- CWE121 Stack-Based Buffer Overflow
- CWE122 Heap-Based Buffer Overflow
- CWE369 Divide by Zero
- CWE401 Memory Leak
- CWE416 Use After Free
- CWE457 Use of Uninitialized Variable
- CWE476 NULL Pointer Dereference

To illustrate the cost-effectiveness of *LLM4FPM* and to demonstrate that it does not rely on the model’s inherent capabilities but instead uses precise and complete code context to guide the model toward correct conclusions, we utilize the open-source and free model *qwen2.5-32b* [50] instead of the current state-of-the-art but expensive *GPT-4* [1].

The model is deployed on a local server using the open-source framework *sglang* [64], utilizing 4 to 8 RTX 3090 GPUs, and accessed via APIs. For the model parameters, we set the temperature to 0.7 and top_p to 0.8. We further set the LLM to generate 5 responses for each bug report (setting n_choices=5) to determine the final answer by voting based on self-consistency.

4.2 RQ1 - How does *LLM4FPM* compare to the baseline?

We select Wen et al. [57]’s LLM4SA, which represents the current state-of-the-art, as our baseline and select the Juliet Test Suite [19] as our evaluation dataset. The Juliet Test Suite is a widely used open-source dataset for assessing the detection capabilities of SAST tools, containing a large number of known defects in C and C++ programs. This suite is originally developed by the Software

Assurance Metrics and Tool Evaluation (SAMATE) project at the National Institute of Standards and Technology (NIST) to provide researchers and developers with test cases in real-world environments. SAST tools generate a large number of warnings in this labeled dataset, including false positives and true positives. Therefore, this dataset is well-suited for our evaluation. For the 7 CWEs we consider, as mentioned in [section 4.1](#), we obtain 7194 valid cases in the Juliet dataset. These cases cover various scenarios for these CWEs.

For each warning generated by SAST tools in this dataset, if the warning indeed comes from buggy code and the LLM also identifies it as a real bug, we consider it a true positive. Conversely, if the LLM deems it a false alarm or provides an unknown response, we classify the LLM's result as a false negative. Similarly, if the warning originates from code without bugs (indicating that the SAST tool has produced a false positive), and the LLM also recognizes it as a false positive, we regard it as a true negative. Conversely, if the LLM identifies it as a real bug or gives an unknown response, we classify the LLM's result as a false positive. We then calculate the accuracy, precision, recall, and f1 score based on the obtained data.

For Cppcheck, the results on the baseline and *LLM4FPM* are shown in [Table 1](#). For CWE401, CWE416, and CWE476, both the baseline and *LLM4FPM* achieve accuracy, precision, and recall of 100%, so these results are excluded from [Table 1](#). It can be seen that for the warnings generated by Cppcheck, *LLM4FPM* outperforms the baseline across all metrics, especially in CWE121 Stack-Based Buffer Overflow. For CWE369 and CWE457, Cppcheck generates a limited number of warnings, and the code is relatively simple. The baseline already performs well, but *LLM4FPM* further improves on this, achieving an F1 score close to 1.

Table 1. Results of Baseline and *LLM4FPM* on Cppcheck's warnings

CWE	Accuracy		Precision		Recall		F1	
	Baseline	<i>LLM4FPM</i>	Baseline	<i>LLM4FPM</i>	Baseline	<i>LLM4FPM</i>	Baseline	<i>LLM4FPM</i>
CWE121	54.00%	92.00%	55.10%	87.50%	96.43%	100.00%	70.13%	93.33%
CWE122	85.87%	92.81%	88.37%	92.50%	96.81%	100.00%	92.40%	96.10%
CWE369	97.37%	100.00%	100.00%	100.00%	97.37%	100.00%	98.67%	100.00%
CWE457	99.11%	99.41%	99.09%	99.39%	100.00%	100.00%	99.54%	99.69%
total	87.66%	94.92%	89.25%	94.57%	97.83%	100.00%	93.34%	97.21%

Similarly, for CSA, the results on the baseline and *LLM4FPM* are shown in [Table 2](#), and, for Infer, the results on the baseline and *LLM4FPM* are shown in [Table 3](#). For the warnings generated by CSA and Infer, *LLM4FPM* shows significant improvements over the baseline across each CWE. For the warnings generated by CSA, *LLM4FPM* increases the F1 score from 93.48% to 99.75%. For the warnings from Infer, we improve the f1 score from 88.65% to 99.57%. These results demonstrate the effectiveness of *LLM4FPM*.

The baseline approach underperforms compared to our *LLM4FPM*, particularly in CWE121, because it lacks essential context related to warnings, such as call chains and external variables. This can sometimes mislead the LLM into drawing incorrect conclusions. We will illustrate this with an example in [section 4.4](#).

Answer to RQ1

The evaluation results on the Juliet dataset show that *LLM4FPM* surpasses the existing baseline in all aspects. This demonstrates the positive impact of precise and complete code context and emphasizes its necessity.

Table 2. Results of baseline and *LLM4FPM* on CSA’s warnings

CWE	Accuracy		Precision		Recall		F1	
	Baseline	<i>LLM4FPM</i>	Baseline	<i>LLM4FPM</i>	Baseline	<i>LLM4FPM</i>	Baseline	<i>LLM4FPM</i>
CWE369	90.00%	100.00%	100.00%	100.00%	90.00%	100.00%	94.74%	100.00%
CWE401	87.75%	99.28%	87.39%	100.00%	97.23%	99.01%	92.05%	99.50%
CWE457	90.75%	100.00%	88.01%	100.00%	100.00%	100.00%	93.62%	100.00%
CWE476	94.48%	100.00%	93.98%	100.00%	100.00%	100.00%	96.89%	100.00%
total	89.81%	99.63%	89.27%	100.00%	98.12%	99.50%	93.48%	99.75%

Table 3. Results of baseline and *LLM4FPM* on Infer’s warnings

CWE	Accuracy		Precision		Recall		F1	
	Baseline	<i>LLM4FPM</i>	Baseline	<i>LLM4FPM</i>	Baseline	<i>LLM4FPM</i>	Baseline	<i>LLM4FPM</i>
CWE121	80.64%	100.00%	90.84%	100.00%	87.78%	100.00%	89.28%	100.00%
CWE122	80.06%	99.44%	94.08%	99.44%	83.44%	99.95%	88.44%	99.69%
CWE457	97.55%	100.00%	94.12%	100.00%	100.00%	100.00%	96.97%	100.00%
CWE476	72.03%	93.87%	94.83%	100.00%	72.05%	93.01%	81.89%	96.38%
total	81.31%	99.26%	93.21%	99.64%	84.52%	99.50%	88.65%	99.57%

4.3 RQ2: How does *LLM4FPM* perform on real-world projects?

In this RQ, we evaluate the static warnings inspection capability of *LLM4FPM* in real-world projects.

We use the GitHub API [23] to find the 30 most-starred C/C++ repositories on GitHub, as stars can reflect a repository’s popularity and representativeness. After cloning these repositories, we manually filter out those with complex dependencies or compilation issues, ultimately selecting 8 projects with over 20k stars each. These projects range from 30k to 590k lines of C/C++ code, totaling 2.56 million lines, thereby offering a sufficiently large and representative sample. Then we analyze these projects using SAST tools, including Cppcheck, Infer, and CSA. As shown in Table 4, the "LOC" column shows the number of C/C++ source lines of code, while the "Cppcheck," "Infer," and "CSA" columns indicate the number of warnings detected by each tool. Note that the *srcpy* project is built using Ninja [38], which is not supported by Infer and CSA, resulting in empty entries for these tools.

We run *LLM4FPM* on these warnings, randomly sampling 50 results multiple times across the 8 chosen repositories to ensure coverage and assess the accuracy of *LLM4FPM* through manual inspection, providing an estimate of its effectiveness. Among the 50 samples we analyze, two of our authors confirm that 43 are definitely false positives generated by SAST tools. The remaining could not be determined as false positives or real bugs due to our lack of expertise with these repositories. Among the 43 samples we identify as false positives, *LLM4FPM* successfully confirms that 37 are indeed false alarms generated by the SAST tool, achieving a success rate of 86.05%. Specifically, *LLM4FPM* produces 1 response categorized as unknown and identifies 5 responses as real bugs,

Table 4. Warnings detected by SAST tools on real-world projects

Projects	Stars	LOC	Cppcheck	Infer	CSA
<i>srcpy</i>	111k	29898	0	-	-
<i>netdata</i>	71.7k	591633	126	0	0
<i>redis</i>	66.8k	299715	9	425	52
<i>git</i>	52.3k	411022	7	1130	60
<i>curl</i>	35.8k	268853	53	57	2
<i>tmux</i>	35.2k	87778	2	285	25
<i>openssl</i>	25.8k	808596	20	2105	122
<i>masccan</i>	23.5k	60733	5	180	4
total		2558228	176	5255	323

indicating that it fails to recognize these 6 instances as false alarms. For the 6 cases where *LLM4FPM* fails, we attempt to analyze the underlying reasons.

In the 6 failed samples, we find that 4 cases are due to Joern's inability to parse certain C language features, such as code with lots of `#IFDEF`, leading to incomplete CPG for specific C files. This limitation also prevents our *eCPG-Slicer* from identifying nodes related to the warnings, causing a default output of the entire function containing the warning. As a result, the code context becomes imprecise, leading the LLM to produce inaccurate conclusions. One failed case is due to limitations in how Joern and our *eCPG-Slicer* identify function pointers. This prevents the detection of a specific function called through a function pointer in `openssl`, leading to a missing segment of context and causing the LLM to provide an incorrect response. In the final example, Joern and *eCPG-Slicer* fails to determine whether a specific variable is modified during a function call, resulting in missing data dependency edges. As a result, the generated code snippet lacks a key function, leading to an incomplete code context. This missing context prevents the LLM from determining whether a specific variable has been initialized, ultimately causing an incorrect conclusion.

Answer to RQ2

Testing on real-world projects shows that *LLM4FPM* can eliminate over 85% of false positives. However, due to the complexity of these projects and challenges like function pointer dependencies and Joern's limitations, *LLM4FPM* can not always provide precise and complete code context for the LLM to generate accurate responses. Nevertheless, reducing over 85% of false positives in SAST tools is a promising outcome.

4.4 RQ3: How does precise and complete code context affect LLM judgment?

In this RQ, we will use a false positive buffer overflow warning generated by Cppcheck on Juliet as a typical case. In this case, *LLM4FPM* successfully identifies it as a false positive, while the baseline fails to do so. Through this typical example, we will illustrate why *LLM4FPM* outperforms the baseline and demonstrate the positive impact of precise and complete code context on the LLM.

In this case, the function in which Cppcheck reports a false positive warning is shown in [Code 8](#)¹. Since the baseline directly extracts the function body where the warning occurs, [Code 8](#) is also the code snippet obtained by the baseline. In this case, a buffer overflow does indeed appear to occur at first glance. However, it's inaccurate to consider this without the code context associated with the warning. Fortunately, our code snippet captures this context, as shown in [Code 9](#). The call chain for this warning spans multiple different files, from `a.c` to `e.c`. In this call chain, the variable `data` is assigned a value of 7 in `a.c`, line 138 and is passed all the way to the function where the warning occurs. Therefore, in this context, a buffer overflow is not triggered.

The Cppcheck bug report does not contain information about these files; it only specifies the file where the warning occurs, which is `e.c`. Therefore, methods based solely on the bug report cannot

Code 8. Baseline code snippet

```
72 void e_goodG2BSink(int data)
73 {
74     int i;
75     int buffer[10] = { 0 };
76     if (data >= 0)
77     {
78         buffer[data] = 1;
79         for(i = 0; i < 10; i++)
80         {
81             printIntLine(buffer[i]);
82         }
83     }
84     else
85     {
86         printLine("XXX");
87     }
88 }
89 }
90 }
91 }
92 }
```

¹For simplicity, we omit the prefix `CWE121_Stack-Based_Buffer_Overflow__CWE129_listen_socket_54` in function and file names in [Code 8](#) and [Code 9](#).

obtain such a complete calling context. Clearly, our code snippet, compared to the baseline, 1. completes the calling context relevant to the warning, 2. removes data and control flows unrelated to the warning, making the code context as precise as possible. With appropriate guidance, LLM can understand the code context relevant to the warning in Code 9. Figure 4 and Figure 5 show the outputs of *LLM4FPM* and the baseline for this case, respectively. It can be seen that after providing the precise and complete code context relevant to the warning, even a smaller open-source model can successfully reach the correct conclusion. Conversely, lacking this contextual information will mislead LLMs and prevent them from providing reliable answers.

In this RQ, we use an example that lacks its caller chain. Similar scenarios also occur with missing callees, missing definitions of global variables, or overly redundant code that fails to specify crucial control and data flows. These imprecise and incomplete code contexts prevent LLMs from drawing correct conclusions.

Code 9. *LLM4FPM*'s code snippet

```

// e.c, line: 72-93
72 void e_goodG2BSink(int data)
73 {
...
76     int buffer[10] = { 0 };
...
79     if (data >= 0)
80     {
81         buffer[data] = 1;
...
87     }
...
93 }
// a.c, line: 222-226
222 void good()
223 {
224     goodG2B();
...
226 }
// a.c, line: 131-140
131 static void goodG2B()
132 {
133     int data;
...
138     data = 7;
139     b_goodG2BSink(data);
140 }
// b.c, line: 59-62
59 void b_goodG2BSink(int data)
60 {
61     c_goodG2BSink(data);
62 }
// c.c, line: 59-62
59 void c_goodG2BSink(int data)
60 {
61     d_goodG2BSink(data);
62 }
// d.c, line: 59-62
59 void d_goodG2BSink(int data)
60 {
61     e_goodG2BSink(data);
62 }

```

```

The bug report indicates ...
#### Contextual Analysis of the Bug
...
2. **Function Call Analysis and Parameter Correspondence:**
...
- The value of `data` is set to 7 in the `goodG2B` function
  at line 138, and this value is propagated through the
  function calls.
...
#### Bug Verification
Given the analysis:
- The value of `data` is 7, which is within the valid range
  of indices for the `buffer` array (0 to 9).
...
Therefore, the bug report is a false alarm because the value of
`data` is within the valid range of the array `buffer`.
@@@ false alarm @@@ 😊

```

Fig. 4. Output of *LLM4FPM*

```

The bug report indicates ...
Let's analyze the code snippet:
...
- If `data` is within the range `[0, 9]`, then the write
  to `buffer[data]` is within bounds.
- If `data` is 10 or greater, the write to `buffer[data]`
  will be out of bounds, causing a buffer overflow.
...
Given the condition `data >= 0`, the potential issue is that if
`data` is 10 or greater, the array index will be out of bounds.
...
Since the condition `data >= 0` does not ensure that `data`
  is within the valid range `[0, 9]`, there is a possibility of
  a buffer overflow if `data` is 10 or greater. Therefore, this
  is a genuine bug.
@@@ real bug @@@ 😞

```

Fig. 5. Output of baseline

Answer to RQ3

Providing precise and complete code context can drive LLM to arrive at the correct conclusions; conversely, imprecise and incomplete code context can mislead LLMs.

4.5 RQ4: What is the cost of our *LLM4FPM*?

In this RQ, we evaluate the costs of *LLM4FPM*, including time costs and the number of tokens. We estimate the reduced costs of *LLM4FPM* compared to GPT-4, thereby illustrating that *LLM4FPM* has a lower cost.

For the time cost, during testing, we use 12 concurrent requests on our local server, reaching full GPU utilization. Finally, we spend an average of 4.7 seconds to check each warning. By comparison, manual inspection of a single bug can take several days [48]. This low time overhead indicates that integrating *LLM4FPM* into the CI/CD pipeline is feasible. This allows developers to focus on real bugs without being distracted by false positive warnings, contributing to improved software development quality.

For tokens, we count both input tokens and total tokens. Input tokens are estimated based on the structured bug report provided to the LLM. Since we use an open-source model deployed on a local server, we do not incur additional costs for token consumption. We estimate our cost savings using the pricing of GPT-4, as the existing baseline utilizes GPT as their model. GPT-4 incurs a cost of \$30.00 per 1 million input tokens and \$60.00 per 1 million output tokens [39].

In Table 5, we use T to represent the total tokens consumed in checking the 7194 warnings in Juliet dataset, T_i to represent the total input tokens, C to denote the estimated total cost savings based on GPT-4 pricing, Avg_T to represent the average tokens on each warning, Avg_{T_i} to denote the average input tokens per warning, and Avg_C to represent the average cost savings per warning.

Table 5. Token consumption and cost savings of *LLM4FPM*

Warning count	T_i	T	C	Avg_{T_i}	Avg_T	Avg_C
7194	6561004	49261720	\$2758.87	912.01	6847.61	\$0.384

According to Table 5, *LLM4FPM* uses approximately 912 input tokens and a total of about 6847 tokens (for 5 responses) per warning. Thus, we save an average of \$0.384 per warning, leading to a total savings of approximately \$2758 across the 7194 warnings. Considering that SAST tools often generate thousands of warnings in large real-world projects, *LLM4FPM* can save thousands of dollars in a single instance.

Answer to RQ4

LLM4FPM has a low time overhead, with an average inspection time of 4.7 seconds per warning. This suggests that *LLM4FPM* can be integrated into the development process, helping developers focus on real bugs and thereby enhancing software development quality. Additionally, utilizing the open-source model allows for savings of thousands of dollars with each run, making *LLM4FPM* a highly economical choice.

5 Limitations and Future Work

In this section, we summarize some of the existing limitations of *LLM4FPM*, providing direction for future work to make improvements.

For our *eCPG-Slicer*, there are still some dependencies that cannot be handled:

- Joern can't parse C/C++ source code files completely. Some types of statements such as function pointer declarations are unparsed, leading to some coarse granularity in its data flow analysis. Moreover, sometimes there are incorrect code attributes in Joern's CPG, such as incorrect line numbers, which causes deviations in the outputted code slices.
- Some cross-files dependencies are still missing. When we try to run *eCPG-Slicer* on files extracted by *FARF* to avoid waiting too long to analyze the whole project, Joern still can not clarify some important cross-files syntactic or semantic information. This includes cases where the concrete definition of a method in a class and the call to that method are located in different files.

- Additional dependencies added by *eCPG-Slicer* can not cover all dependence relations in real world especially the inter-procedure ones considering the complexity of C/C++. A more systematic and advanced method or tool to calculate accurate inter-procedure program slice can be a promising future work.
- Currently, the slicing criteria are relatively coarse, applying either forward or backward slicing globally. *eCPG-Slicer* needs to support more intelligent and fine-grained slicing criteria. For example, based on the type and context of a node, it should determine whether backward or forward traversal should be applied for that specific node.

Also, the overhead of *eCPG-Slicer* can be improved:

- It is overhead to run *eCPG-Slicer* on large projects such as juliet test suits with thousands of files. The time consumption is from two aspects. Joern need much time to export CPG on large projects. *eCPG-Slicer* need much time to read the CPG files and build data structure in memory as well. So we have to use *FARF* described in [section 3.3](#).

For our *FARF* algorithm, the granularity can be refined further:

- Currently, *FARF* considers each file's dependencies. This approach could be refined to a finer granularity, such as considering the specific files each function or variable depends on. Such a dependency analysis would be more precise but may also incur higher overhead, making it a potential area for future exploration.

Finally, for our *LLM4FPM* framework, it is currently challenging to handle different contexts of the same warning:

- In real-world projects, warning code may exist in different code contexts. If a SAST tool does not specify the exact code context where the warning occurs, our *LLM4FPM* can only attempt to extract all related code context, which may not be precise.

6 Conclusion

In this paper, we focus on the false positives generated by SAST tools. We identify two key missing focus in existing methods: the imprecise and incomplete code context, which can mislead LLMs and result in incorrect conclusions. To make improvements, we introduce the *LLM4FPM* framework, designed to extract precise and complete code context, thereby guiding LLMs to automate the mitigation of false positives. Utilizing the *eCPG-Slicer*, which constructs an extended Code Property Graph (eCPG), and employing the *FARF* algorithm for efficient file dependency analysis, the framework ensures that the extracted code context is both precise and complete. Evaluations on the Juliet dataset and real-world projects demonstrated its effectiveness and low cost, emphasizing the positive impact of precise and complete code context on LLMs, and highlighting its practical applicability and potential to enhance the quality and efficiency of modern software development. Furthermore, this paper illustrates that integrating program analysis with LLMs represents a promising avenue for advancing automated, efficient, and safe software engineering.

References

- [1] Josh Achiam, Steven Adler, Sandhini Agarwal, Lama Ahmad, Ilge Akkaya, Florencia Leoni Aleman, Diogo Almeida, Janko Altschmidt, Sam Altman, Shyamal Anadkat, et al. 2023. Gpt-4 technical report. *arXiv preprint arXiv:2303.08774* (2023).
- [2] Bushra Aloraini, Meiyappan Nagappan, Daniel M German, Shinpei Hayashi, and Yoshiki Higo. 2019. An empirical study of security warnings from static application security testing tools. *Journal of Systems and Software* 158 (2019), 110427.
- [3] Abhinav Anand, Shweta Verma, Krishna Narasimhan, and Mira Mezini. 2024. A Critical Study of What Code-LLMs (Do Not) Learn. *arXiv preprint arXiv:2406.11930* (2024).
- [4] Dejan Baca. 2010. Identifying security relevant warnings from static code analysis tools through code tainting. In *2010 International Conference on Availability, Reliability and Security*. IEEE, 386–390.
- [5] Tom B Brown. 2020. Language models are few-shot learners. *arXiv preprint arXiv:2005.14165* (2020).
- [6] Wachiraphan Charoenwet, Patanamon Thongtanunam, Van-Thuan Pham, and Christoph Treude. 2024. An Empirical Study of Static Analysis Tools for Secure Code Review. In *Proceedings of the 33rd ACM SIGSOFT International Symposium on Software Testing and Analysis*. 691–703.
- [7] Omar Chebaro, Nikolai Kosmatov, Alain Giorgetti, and Jacques Julliand. 2012. Program slicing enhances a verification technique combining static and dynamic analysis. In *Proceedings of the 27th Annual ACM Symposium on Applied Computing*. 1284–1291.
- [8] Brian Chess and Gary McGraw. 2004. Static analysis for security. *IEEE security & privacy* 2, 6 (2004), 76–79.
- [9] Bharti Chimdyalwar, Priyanka Darke, Anooj Chavda, Sagar Vaghani, and Avriti Chauhan. 2015. Eliminating static analysis false positives using loop abstraction and bounded model checking. In *FM 2015: Formal Methods: 20th International Symposium, Oslo, Norway, June 24–26, 2015, Proceedings 20*. Springer, 573–576.
- [10] Maria Christakis and Christian Bird. 2016. What developers want and need from program analysis: an empirical study. In *Proceedings of the 31st IEEE/ACM international conference on automated software engineering*. 332–343.
- [11] Will Crichton. 2021. flowistry. <https://github.com/willcrichton/flowistry> Accessed: 2024-10-08.
- [12] Will Crichton, Marco Patrignani, Maneesh Agrawala, and Pat Hanrahan. 2022. Modular information flow through ownership. In *Proceedings of the 43rd ACM SIGPLAN International Conference on Programming Language Design and Implementation (San Diego, CA, USA) (PLDI 2022)*. Association for Computing Machinery, New York, NY, USA, 1–14. <https://doi.org/10.1145/3519939.3523445>
- [13] Roland Croft, Dominic Newlands, Ziyu Chen, and M Ali Babar. 2021. An empirical study of rule-based and learning-based approaches for static application security testing. In *Proceedings of the 15th ACM/IEEE international symposium on empirical software engineering and measurement (ESEM)*. 1–12.
- [14] Dino Distefano, Manuel Fähndrich, Francesco Logozzo, and Peter W O’Hearn. 2019. Scaling static analyses at Facebook. *Commun. ACM* 62, 8 (2019), 62–70.
- [15] David Fraser Edmund Horner, Juha Jeronen. 2018. Pyan3. <https://github.com/Technologicat/pyan> Accessed: 2024-10-08.
- [16] D. Arp F. Yamaguchi, N. Golde and K. Rieck. 2019. Joern. <https://github.com/joernio/joern> Accessed: 2024-10-08.
- [17] facebook. 2015. Infer - A static analyzer for Java, C, C++, and Objective-C. <https://github.com/facebook/infer> Accessed: 2024-10-08.
- [18] Jeanne Ferrante, Karl J Ottenstein, and Joe D Warren. 1987. The program dependence graph and its use in optimization. *ACM Transactions on Programming Languages and Systems (TOPLAS)* 9, 3 (1987), 319–349.
- [19] NSA Center for Assured Software. 2017. Juliet C/C++ 1.3 Test Suite. <https://samate.nist.gov/SARD/test-suites/112> Accessed: 2024-10-08.
- [20] Frama-C. 2007. frama-c Slicing plug-in. <https://frama-c.com/fc-plugins/slicing.html> Accessed: 2024-10-08.
- [21] Carlos Galindo, Sergio Perez, and Josep Silva. 2022. A Program Slicer for Java (Tool Paper). In *Software Engineering and Formal Methods: 20th International Conference, SEFM 2022, Berlin, Germany, September 26–30, 2022, Proceedings* (Berlin, Germany). Springer-Verlag, Berlin, Heidelberg, 146–151. https://doi.org/10.1007/978-3-031-17108-6_9
- [22] Josselin Giet, Laurent Mauborgne, Daniel Kästner, and Christian Ferdinand. 2019. Towards zero alarms in sound static analysis of finite state machines. In *Computer Safety, Reliability, and Security: 38th International Conference, SAFECOMP 2019, Turku, Finland, September 11–13, 2019, Proceedings 38*. Springer, 3–18.
- [23] GitHub. 2022. GitHub REST API documentation. <https://docs.github.com/en/rest?apiVersion=2022-11-28> Accessed: 2024-10-25.
- [24] Andrew Habib and Michael Pradel. 2018. How many of all bugs do we find? a study of static bug detectors. In *Proceedings of the 33rd ACM/IEEE International Conference on Automated Software Engineering*. 317–328.
- [25] Brittany Johnson, Yoonki Song, Emerson Murphy-Hill, and Robert Bowdidge. 2013. Why don’t software developers use static analysis tools to find bugs?. In *2013 35th International Conference on Software Engineering (ICSE)*. IEEE, 672–681.
- [26] Ugur Koc, Parsa Saadatpanah, Jeffrey S Foster, and Adam A Porter. 2017. Learning a classifier for false positive error reports emitted by static code analysis tools. In *Proceedings of the 1st ACM SIGPLAN international workshop on machine*

- learning and programming languages*. 35–42.
- [27] Wai-Chung Kwan, Xingshan Zeng, Yufei Wang, Yusen Sun, Liangyou Li, Lifeng Shang, Qun Liu, and Kam-Fai Wong. 2023. M4le: A multi-ability multi-range multi-task multi-domain long-context evaluation benchmark for large language models. *arXiv preprint arXiv:2310.19240* (2023).
- [28] Haonan Li, Yu Hao, Yizhuo Zhai, and Zhiyun Qian. 2023. Poster: Assisting Static Analysis with Large Language Models: A ChatGPT Experiment. In *44th IEEE Symposium on Security and Privacy, SP*. 21–25.
- [29] Haonan Li, Yu Hao, Yizhuo Zhai, and Zhiyun Qian. 2024. Enhancing Static Analysis for Practical Bug Detection: An LLM-Integrated Approach. *Proceedings of the ACM on Programming Languages* 8, OOPSLA1 (2024), 474–499.
- [30] Guangtai Liang, Qian Wu, Qianxiang Wang, and Hong Mei. 2012. An effective defect detection and warning prioritization approach for resource leaks. In *2012 IEEE 36th Annual Computer Software and Applications Conference*. IEEE, 119–128.
- [31] Benjamin Livshits, Aditya V Nori, Sriram K Rajamani, and Anindya Banerjee. 2009. Merlin: Specification inference for explicit information flow problems. *ACM Sigplan Notices* 44, 6 (2009), 75–86.
- [32] V Benjamin Livshits and Monica S Lam. 2005. Finding Security Vulnerabilities in Java Applications with Static Analysis.. In *USENIX security symposium*, Vol. 14. 18–18.
- [33] LLVM. 2008. Clang Static Analyzer. <https://clang-analyzer.llvm.org/> Accessed: 2024-10-08.
- [34] Daniel Marjamäki. 2007. Cppcheck - A tool for static C/C++ code analysis. <https://cppcheck.sourceforge.io/> Accessed: 2024-10-08.
- [35] Jacinto Molina, Xue Qin, and Xiaoyin Wang. 2021. Automatic Extraction of Code Dependency in Virtual Reality Software. In *2021 IEEE/ACM 29th International Conference on Program Comprehension (ICPC)*. IEEE, 381–385.
- [36] Asaf Achi Mordechai, Yoav Goldberg, and Reut Tsarfaty. 2024. NoviCode: Generating Programs from Natural Language Utterances by Novices. *arXiv preprint arXiv:2407.10626* (2024).
- [37] Tukaram Muske, Rohith Talluri, and Alexander Serebrenik. 2019. Reducing static analysis alarms based on non-impacting control dependencies. In *Programming Languages and Systems: 17th Asian Symposium, APLAS 2019, Nusa Dua, Bali, Indonesia, December 1–4, 2019, Proceedings 17*. Springer, 115–135.
- [38] ninja build. 2011. Ninja: a small build system with a focus on speed. <https://github.com/ninja-build/ninja> Accessed: 2024-10-31.
- [39] OpenAI. 2024. Pricing | OpenAI. <https://openai.com/api/pricing/> Accessed: 2024-10-25.
- [40] Karl J. Ottenstein and Linda M. Ottenstein. 1984. The program dependence graph in a software development environment. In *Proceedings of the First ACM SIGSOFT/SIGPLAN Software Engineering Symposium on Practical Software Development Environments (SDE 1)*. Association for Computing Machinery, New York, NY, USA, 177–184. <https://doi.org/10.1145/800020.808263>
- [41] Hammond Pearce, Benjamin Tan, Baleegh Ahmad, Ramesh Karri, and Brendan Dolan-Gavitt. 2023. Examining zero-shot vulnerability repair with large language models. In *2023 IEEE Symposium on Security and Privacy (SP)*. IEEE, 2339–2356.
- [42] Improving Actionable Alert Ranking. 2014. Finding Patterns in Static Analysis Alerts. In *Proceedings of the 11th working conference on mining software repositories*. Citeseer. Citeseer.
- [43] Xavier Rival. 2005. Abstract dependences for alarm diagnosis. In *Asian Symposium on Programming Languages and Systems*. Springer, 347–363.
- [44] Xavier Rival. 2005. Understanding the origin of alarms in Astrée. In *International Static Analysis Symposium*. Springer, 303–319.
- [45] Caitlin Sadowski, Edward Aftandilian, Alex Eagle, Liam Miller-Cushon, and Ciera Jaspán. 2018. Lessons from building static analysis tools at google. *Commun. ACM* 61, 4 (2018), 58–66.
- [46] Vitalis Salis, Thodoris Sotiropoulos, Panos Louridas, Diomidis Spinellis, and Dimitris Mitropoulos. 2021. PyCG: Practical Call Graph Generation in Python. In *Proceedings of the 43rd International Conference on Software Engineering (Madrid, Spain) (ICSE '21)*. IEEE Press, 1646–1657. <https://doi.org/10.1109/ICSE43902.2021.00146>
- [47] Miloš Savić, Gordana Rakić, Zoran Budimac, and Mirjana Ivanović. 2014. A language-independent approach to the extraction of dependencies between source code entities. *Information and Software Technology* 56, 10 (2014), 1268–1288.
- [48] Rucha Sawarkar, Naresh Kumar Nagwani, and Sanjay Kumar. 2019. Predicting bug estimation time for newly reported bug using machine learning algorithms. In *2019 IEEE 5th International Conference for Convergence in Technology (I2CT)*. IEEE, 1–4.
- [49] Robert Tarjan. 1972. Depth-first search and linear graph algorithms. *SIAM journal on computing* 1, 2 (1972), 146–160.
- [50] Qwen Team. 2024. Qwen2.5: A Party of Foundation Models. <https://qwenlm.github.io/blog/qwen2.5/>
- [51] TomTom. 2016. cpp-dependencies. <https://github.com/tomtom-international/cpp-dependencies> Accessed: 2024-10-08.
- [52] Carmine Vassallo, Sebastiano Panichella, Fabio Palomba, Sebastian Proksch, Harald C Gall, and Andy Zaidman. 2020. How developers engage with static analysis tools in different contexts. *Empirical Software Engineering* 25 (2020), 1419–1457.

- [53] Junjie Wang, Yuchao Huang, Chunyang Chen, Zhe Liu, Song Wang, and Qing Wang. 2024. Software testing with large language models: Survey, landscape, and vision. *IEEE Transactions on Software Engineering* (2024).
- [54] Xindi Wang, Mahsa Salmani, Parsa Omidi, Xiangyu Ren, Mehdi Rezagholizadeh, and Armaghan Eshaghi. 2024. Beyond the limits: A survey of techniques to extend the context length in large language models. *arXiv preprint arXiv:2402.02244* (2024).
- [55] Fengguo Wei, Sankardas Roy, Xinming Ou, and Robby. 2018. Amandroid: A precise and general inter-component data flow analysis framework for security vetting of android apps. *ACM Transactions on Privacy and Security (TOPS)* 21, 3 (2018), 1–32.
- [56] Jason Wei, Xuezhi Wang, Dale Schuurmans, Maarten Bosma, Fei Xia, Ed Chi, Quoc V Le, Denny Zhou, et al. 2022. Chain-of-thought prompting elicits reasoning in large language models. *Advances in neural information processing systems* 35 (2022), 24824–24837.
- [57] Cheng Wen, Yuandao Cai, Bin Zhang, Jie Su, Zhiwu Xu, Dugang Liu, Shengchao Qin, Zhong Ming, and Tian Cong. 2024. Automatically inspecting thousands of static bug warnings with large language model: how far are we? *ACM Transactions on Knowledge Discovery from Data* 18, 7 (2024), 1–34.
- [58] Yonghao Wu, Zheng Li, Jie M Zhang, Mike Papadakis, Mark Harman, and Yong Liu. 2023. Large language models in fault localisation. *arXiv preprint arXiv:2308.15276* (2023).
- [59] Benfeng Xu, An Yang, Junyang Lin, Quan Wang, Chang Zhou, Yongdong Zhang, and Zhendong Mao. 2023. Expert-prompting: Instructing large language models to be distinguished experts. *arXiv preprint arXiv:2305.14688* (2023).
- [60] Fabian Yamaguchi, Nico Golde, Daniel Arp, and Konrad Rieck. 2014. Modeling and discovering vulnerabilities with code property graphs. In *2014 IEEE symposium on security and privacy*. IEEE, 590–604.
- [61] Aidan ZH Yang, Claire Le Goues, Ruben Martins, and Vincent Hellendoorn. 2024. Large language models for test-free fault localization. In *Proceedings of the 46th IEEE/ACM International Conference on Software Engineering*. 1–12.
- [62] Jinqiu Yang, Lin Tan, John Peyton, and Kristofer A Duer. 2019. Towards better utilizing static application security testing. In *2019 IEEE/ACM 41st International Conference on Software Engineering: Software Engineering in Practice (ICSE-SEIP)*. IEEE, 51–60.
- [63] Yongda Yu, Guoping Rong, Haifeng Shen, He Zhang, Dong Shao, Min Wang, Zhao Wei, Yong Xu, and Juhong Wang. 2024. Fine-tuning large language models to improve accuracy and comprehensibility of automated code review. *ACM Transactions on Software Engineering and Methodology* (2024).
- [64] Lianmin Zheng, Liangsheng Yin, Zhiqiang Xie, Chuyue Sun, Jeff Huang, Cody Hao Yu, Shiyi Cao, Christos Kozyrakis, Ion Stoica, Joseph E Gonzalez, et al. 2023. Sglang: Efficient execution of structured language model programs. *arXiv preprint arXiv:2312.07104* (2023).
- [65] Weining Zheng, Yuan Jiang, and Xiaohong Su. 2021. Vu1SPG: Vulnerability detection based on slice property graph representation learning. In *2021 IEEE 32nd International Symposium on Software Reliability Engineering (ISSRE)*. IEEE, 457–467.