

A Scoping Review of Functional Near-Infrared Spectroscopy (fNIRS) Applications in Game-Based Learning Environments

SHAYLA SHARMIN* and R. LEILA BARMAKI, University of Delaware, USA

This scoping review analyzes the use of Functional Near-Infrared Spectroscopy (fNIRS) in game-based learning (GBL) settings, providing a thorough examination of contemporary trends and approaches. This review aims to clarify the evolving role of fNIRS in GBL research, highlighting key trends and gaps in the literature to guide future studies in educational neuroscience by offering practical suggestions on device selection, study design, and data analysis. Employing the PRISMA framework, an initial collection of 956 articles was methodically screened, resulting in 18 research papers that satisfied the inclusion criteria. Each chosen study was assessed based on many criteria, including measurable outcomes, equipment characteristics, and study design. The review categorizes fNIRS-based GBL research into two primary types: cognitive response studies, which analyze how the brain function during tasks and comparative studies, which evaluate finding across different study materials or methods based on neural activities. The analysis includes learning platforms, gaming devices, and various fNIRS devices that has been used. Additionally, study designs and data collection methodologies were reviewed to evaluate their impact on research results. A comprehensive analysis outlines the specifications of fNIRS devices used in diverse studies, including yearly publication trends categorized by learning type, gaming equipment, fNIRS study classification, and outcome measures such as learning improvements and cerebral pattern analysis. Furthermore, the study design and analysis techniques are detailed alongside the number of studies in each category, emphasizing methodological trends and analytical strategies. The studies presented in this paper shows that GBL is as effective as traditional methods and it reduce cognitive load, enhance learning outcomes and cognitive engagement with fNIRS providing objective, real-time insights beyond self-reported questionnaires.

CCS Concepts: • **General and reference** → **Surveys and overviews**; • **Human-centered computing** → **Human computer interaction (HCI)**; • **Applied computing** → **Interactive learning environments**; **Learning management systems**; **Computer-assisted instruction**.

Additional Key Words and Phrases: Scoping review, fNIRS, hemodynamic response, game-based learning, gamification, educational game

ACM Reference Format:

Shayla Sharmin and R. Leila Barmaki. 2024. A Scoping Review of Functional Near-Infrared Spectroscopy (fNIRS) Applications in Game-Based Learning Environments. In *Proceedings of Proc. ACM Interact. Mob. Wearable Ubiquitous Technol (IMWUT)*. ACM, New York, NY, USA, 24 pages. <https://doi.org/XXXXXXX.XXXXXXX>

1 Introduction

Learning is the process of constructing and modifying our knowledge, skills, strategies, beliefs, attitudes, and behaviors [49], resulting in lasting improvements in our behavior or abilities [19] through practice and experience [53]. These enduring changes exceed natural progression and emerge from intentional educational endeavors [19, 53]. Both implicit and explicit learning are essential for acquiring knowledge; explicit learning facilitates theoretical understanding,

Authors' Contact Information: Shayla Sharmin, shayla@udel.edu; R. Leila Barmaki, rlb@udel.edu, University of Delaware, Newark, DE, USA.

Permission to make digital or hard copies of all or part of this work for personal or classroom use is granted without fee provided that copies are not made or distributed for profit or commercial advantage and that copies bear this notice and the full citation on the first page. Copyrights for components of this work owned by others than the author(s) must be honored. Abstracting with credit is permitted. To copy otherwise, or republish, to post on servers or to redistribute to lists, requires prior specific permission and/or a fee. Request permissions from permissions@acm.org.

© 2024 Copyright held by the owner/author(s). Publication rights licensed to ACM.

Manuscript submitted to ACM

Manuscript submitted to ACM

whilst implicit learning fosters the development of practical abilities [49, 56]. To enhance student’s learning experience, educators are adapting and modifying their teaching methods and emphasizing on the importance of teacher-student relationship [49]. Learning in a game environment is popular in education because it includes both implicit and explicit learning [16, 42, 43] that improves engagement, motivation, and interactivity among learners [22, 25, 30, 31, 38, 57, 58, 62]. Integrating gaming elements into educational activities enhances student engagement, resulting in increased information retention [25] and enhanced learning outcomes [30, 57, 58, 62]. However, understanding how cognitive processes occur while learning in real-time remains a challenge. This is where Functional Near-Infrared Spectroscopy (fNIRS) can play a critical role to evaluate neural activity during learning [37, 55]. fNIRS is a non-invasive method of imaging the brain that detects hemodynamic response by calculating alterations in blood oxygenation levels [11, 20, 28, 30, 37, 41, 57, 58, 62]. It allows researchers to monitor how the brain responds to educational stimuli during gameplay.

Game-based learning (GBL), educational games, serious games, and gamification are terms frequently used interchangeably in studies to represent various approaches to learning within a game environment [8, 31]. In this paper we are going to use the term GBL to interpret the learning in the game environment. These types of learning environment facilitates active learning, offering instant feedback, and fostering a more fun and exciting learning atmosphere [9, 22, 26]. The capacity for learning through a game both digital (e.g. video games: quiz-like games) or non-digital (board game) [27] lies on the customization of educational experiences and the integration of adaptive feedback mechanisms to meet distinct learning needs. Nevertheless, it is important to acknowledge several challenges, like the possibility of being easily diverted, the danger of excessively depending on amusement, and the restricted application of acquired abilities in practical situations [30, 57, 58, 62].

Traditionally, to assess the efficiency of learning methods researchers were dependent on tools like test score, self-reported measures, surveys, interviews, and observation [14, 17, 48, 59]. Solely depending on subjective metrics, such as self-reports, might introduce biases like social desirability and require thorough self-assessment from participants, leaving the data more complicated. On the other hand, objective measure like analyzing neural activity during learning can mitigate biases and provide more precise insights into individuals’ interactions with digital learning aids [17, 43, 48, 59].

Besides fNIRS other brain imaging techniques such as electroencephalography (EEG) [13, 14], and functional magnetic resonance imaging (fMRI) [23], Near-Infrared Spectroscopy (NIRS) [29, 61], have also been used to understand neural activities during learning. We chose fNIRS because it is more comfortable [28], less affected by motion artifacts—allowing more movement than EEG and fMRI [32, 39]—and suitable for all ages, including children and people with attention deficient hyperactivity disorder (ADHD), Developmental coordination disorder (DCD), or autism spectrum disorder (ASD) [6]. fNIRS use technology of NIRS [6, 61] to measure oxygen level by focusing only on brain activity and function where NIRS can be used on any tissues [6, 29]. This method operates by transmitting near-infrared light onto the scalp and quantifying the absorption of this light by oxygenated (ΔHbO) and deoxygenated (ΔHbR) hemoglobin [6, 32, 37, 60]. fNIRS has several advantages, such as its portability, relatively high temporal resolution, and low susceptibility to motion artifacts [30, 57, 58, 62].

Neural activity observation while using learning materials such as game is becoming prominent to understand student’s engagement in study [13]. This allows researchers to investigate the cognitive process behind learning and enhance our understanding of how the brain responds to educational stimuli [37, 54]. The fNIRS contributes significantly in the field of neural activity research in education sector because it supports longitudinal studies to enhance customized learning experience [32, 37, 54] in different environments including classrooms and laboratories [20] that has. Evaluating neural activity yields significant insights into the brain’s information processing and the

regions activated during learning tasks; however, the domain of brain signal analysis remains still developing, as cognitive processes are inferred indirectly from variables such as task performance and hemodynamic responses. Significant advancements have been made in research concerning the prefrontal cortex (PFC), which is crucial for higher cognitive functions such as decision-making and attention [17, 18, 29, 40].

fNIRS can be used to understand how various game components influence cognitive processes, helping students become more engaged, make decisions, and enhance attention through real-time neural activity data. This strategy precisely measures the impact of various educational tools on cognitive development by assessing neural activity [30, 57, 58, 62]. Thus, this strategy is now used to evaluate the efficacy of different educational tools including GBL. fNIRS generally can accommodate minor movements, so participants do not need to be strictly immobilized [1, 24, 37, 41, 47]. fNIRS also allows longitudinal investigations of cognitive development, revealing how GBL affects long-term educational outcomes. Personalizing learning experiences based on cognitive responses can also improve student learning outcomes by making educational interventions more effective and engaging [30, 57, 58, 62]. However, fNIRS has limited accuracy in identifying exact brain locations and only covers a small part of the brain's surface. [30, 57, 58, 62]. Also, fNIRS is sensitive to abrupt or sudden head movements, resulting in sensor displacement that can create motion artifacts [37, 41]. In dynamic and interactive games, this is tough. Standardized protocols and methodologies are needed to achieve uniform and accurate outcomes across investigations.

Collectively, GBL has demonstrated encouraging findings, its efficacy and effects on cognitive processes need for further investigation to understand the neural mechanisms behind how people interact with and gain from these digital learning assistance. Recent advancements in brain-imaging techniques have opened new avenues for understanding cognitive development in educational contexts. The fNIRS and its application in GBL have gained significant attention in the literature.

The paper is structured as follows: in [section 2](#), we review prior research on fNIRS and education. Methodology section ([section 3](#)) covers our motivation, search methods, and selection criteria in detail. In [section 4](#), we outline our data collection and classification approach, including learning platforms, game devices, fNIRS devices, outcome measurements, and study types. [section 5](#) examines trends and correlations across studies, while [section 6](#) discusses methodologies and findings from selected papers, focusing on comparative and cognitive response studies in details. Finally, ?? explores future directions, and we conclude with an overall summary ([section 8](#)).

2 Related Work

Prior review literature has examined various study inquiries regarding the use of fNIRS and educational games in educational settings. Few studies have examined the correlation between frontal EEG beta and anxiety in computer-based learning, the impact of educational games on students' cognitive processes using fNIRS, and the alterations in brain activation during technology-enhanced learning [57]. There has been also some research that compare cognitive workload between traditional learning and GBL by exploring the neural mechanisms involved in learning through games using fNIRS [30]. Studies have also explored the effects of early digital experiences, such as GBL, on children's brain function, brain activation patterns, cognitive development and performance [62]. Researchers have also looked at how non-invasive tools like fNIRS can provide valuable insights into learning processes and practical ways to apply them in education [58].

These studies shows the possibilities and constraints of using fNIRS in educational settings. Research found that fNIRS can track the neural factors that contribute to developing computational fluency in students [57]. The result also shows that GBL improves engagement and efficiency in learning by decreasing cognitive workload in compare to traditional

techniques [30] and sometimes in specific tasks [62]. The studies also focus on both beneficial and non-beneficial impact on children's brain function due to early experience of digital devices [62]. The reviews found that the non-invasive nature and suitability for real-time monitoring make fNIRS promising for educational settings [30, 62]. However, fNIRS is limited to the influence of external factors on brain blood flow and the complexity of interpreting detailed brain activity patterns [30, 57, 58, 62]. These reviews are limited by the small number of studies using fNIRS in learning contexts, possible biases within the studies, and the need for further research to confirm the findings and apply them to broader educational settings [30, 57, 58, 62].

3 Methodology

Motivation and Research Questions

Although there have been multiple review studies on the subject, there are still certain aspects of GBL and fNIRS that have not been well investigated [58]. As a new researcher, choosing the right device and software for a study can be overwhelming, and determining the best methods for data analysis is often challenging. Additionally, designing a study to assess the effectiveness of GBL with fNIRS brings up questions like what is the current trend, which device to use, what type of analysis to perform, and how to structure the study. The aim of this review is to offer practical guidance on study design, device selection, and data analysis to help researchers confidently make these early decisions.

This review paper followed PRISMA for Scoping Reviews (PRISMA-ScR) [44] to evaluate the effects of GBL on neural activity using fNIRS. This study compares cognitive load and patterns of brain activation across several platforms, such as virtual reality (VR), augmented reality (AR), desktop and mobile platforms. Our aim is to give a detailed knowledge of the impact of educational games on cognition and learning. Our goal is to understand the block based and event based design strategy used in fNIRS study to help new researchers to select their own strategy. Our research differs from past studies by investigating several digital learning environments, providing a thorough understanding of how different technologies affect cognitive processes. By including study type and data analysis methods, we can understand various way of designing new studies not only for GBL based research but also for other educational research. We are seeking to find out the following research questions:

- How does fNIRS has been used for games-based learning?
- How does fNIRS data analysis help to understand the neural activity and efficacy of the game during learning?
- What are the research gaps and future direction of using fNIRS in learning in a game environment?

Search Method

We followed the Preferred Reporting Items for Systematic Review and Meta-Analysis and Scoping Review (PRISMA-ScR) [44] framework for conducting the review process, which includes searching and screening methods (see Figure 1). The search was conducted on June 13, 2024, using the specified keywords in four digital libraries: Google Scholar, Institute of Electrical and Electronics Engineers (IEEE), Association for Computing Machinery (ACM), ScienceDirect (SD), and PubMed.

Search Criteria

We searched in the libraries with the keywords "game-based learning" and fNIRS, "gamification" and fNIRS, "educational game" and fNIRS, and "serious game" and fNIRS. To eliminate publications that do not meet the necessary qualifications or are not related to the topic of this literature review, the following exclusion criteria were employed during the

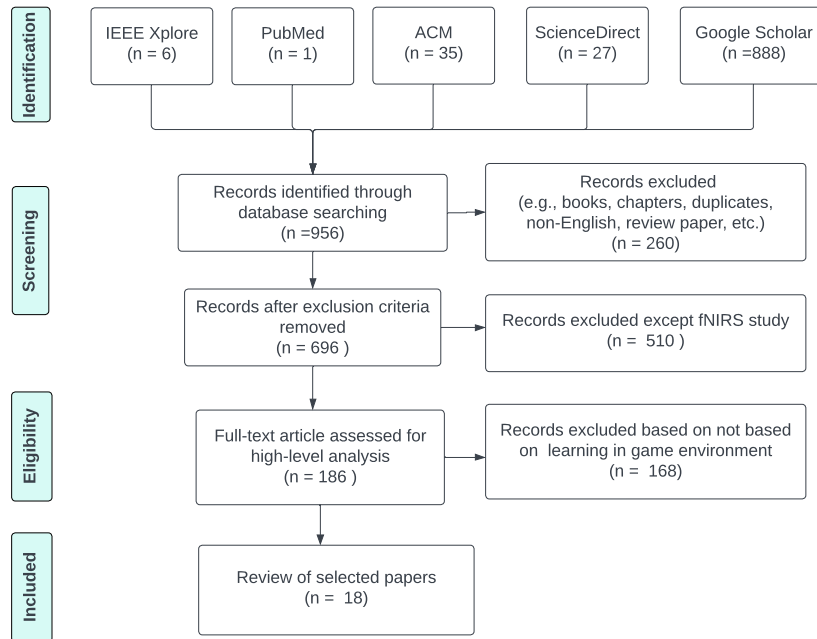


Fig. 1. Scoping review process based on the PRISMA-ScR flowchart [44]

screening phase: articles that did not include fNIRS, articles that were not published in English, studies that did not employ a game environment for learning, and publications that were review papers.

Search Procedure

We initially identified 956 articles related to learning in-game environments. From this set, we selected papers that specifically conducted studies using fNIRS data analysis. Initially, we search in the title, abstract, and keywords to locate relevant papers. Due to the absence of filters in Google Scholar, we were compelled to utilize a comprehensive search range by applying the whole body. We searched IEEE, ACM, and SD databases, focusing on the title, abstract, and author keywords. In PubMed, our search was limited to the title and abstract. Disregarding time limitations, the search yielded a total of 956 publications. Specifically, there were 6 pieces from IEEE, 35 articles from ACM, 888 articles from Google Scholar, 27 articles from SD, and 1 paper from PubMed.

Based on the criteria mentioned above, we carried out a total of four screening rounds. In the first round, we eliminated duplicate articles, English or non-English, books or reports, etc. We removed 43 review and systematic review articles from the high-level meta-analyses. In the second round and assessed the relevance of the titles and abstracts to find if the paper is related to the fNIRS study. This process was repeated in the third screening to find if the paper was related to learning in the game environment. At the end we evaluated the full texts for relevance in the fourth round, and in the fourth round, we applied explicit tags to the selected articles. Following the screening process,

a total of 938 articles were deemed ineligible and hence excluded. we conducted a thorough analysis of the 18 articles listed in [section 3](#). All the studies were experimental.

Table 1. A list of the selected 18 papers for in-depth reviews, and their classifications

Title	Year	Learning Platform	Game Device	fNIRS Device	Study Design	Outcome Measure	Study type
The potential use of neurophysiological signals for learning analytics [40]	2014	Game-based	Desktop	ETG-4000	Within , Controlled , Cross-sectional, Block-based	Brain Pattern Analysis	Emotional & Cognitive Responses
An Optical Brain Imaging Study on the Improvements in Mathematical Fluency from GBL [10]	2015	Game-based	Tablet	fNIR Devices LLC	Between, Controlled, Cross-sectional, Block-based	Both	Comparative
Comparison of virtual reality and hands-on activities in science education via functional near-infrared spectroscopy [32]	2018	Serious Game	VR & Hands-on	fNIRS Devices LLC	Within, Controlled, Cross-sectional, Block-based	Both	Comparative studies
The brain's response to digital math apps: a pilot study examining children's cortical responses during touch-screen interactions [7]	2018	Educational Game	iPads	ETG-4000	Within, Naturalistic, Cross-sectional, Block-based	Learning Gain	Emotional & Cognitive Responses
Performance Monitoring via Functional Near Infrared Spectroscopy for Virtual Reality Based Basic Life Support Training. [2]	2019	Serious Game	VR	fNIRS Devices LLC	Within & Between, Controlled, Longitudinal, Block-based	Both	Comparative studies
An Implicit Dialogue Injection System for Interruption Management [52]	2019	Educational Game	Desktop	Imagent fNIRS	Within, Controlled, Cross-sectional, Event-based	Learning Gain	Emotional & Cognitive Responses

Table 1. Continued

Title	Year	Learning Platform	Game Device	fNIRS Device	Study Design	Outcome Measure	Study type
Assessing correlation between virtual reality based serious gaming performance and cognitive workload changes via functional near infrared spectroscopy [3]	2019	Serious Game	VR	fNIRS Devices LLC	Both, Controlled, Longitudinal, Event-based	Learning Gain	Comparative
The Effects of Two Game Interaction Modes on Cortical Activation in Subjects of Different Ages: A Functional Near-Infrared Spectroscopy Study [21]	2020	Game-based	VR & Mobile	NirSmart	Within, Controlled, Cross-sectional, Block-based	Brain Pattern Analysis	Comparative studies
Assessing Intravenous Catheterization Simulation Training of Nursing Students Using Functional Near-Infrared Spectroscopy (fNIRS) [4]	2020	Serious Game	Virtual IV Simulator	fNIRS Devices LLC	Within, Controlled, Longitudinal, Event-based	Learning Gain	Comparative
What can "drag & drop" tell? Detecting mild cognitive impairment by hand motor function assessment under dual-task paradigm [63]	2021	Educational Game	NanoPi M4	NirScan	Within, Controlled, Cross-sectional, Event-based	Both	Emotional & Cognitive Responses
Single-trial recognition of video gamer's expertise from brain haemodynamic and facial emotion responses [5]	2021	Educational Game	Game Video	fNIR Devices LLC	Between, Controlled, Cross-sectional, Block-based	Both	Emotional & Cognitive Responses
Neural Correlates of Cognitive Load While Playing an Emergency Simulation Game: A Functional Near-Infrared Spectroscopy (fNIRS) Study [50]	2022	Serious Game	Computer & Mouse	NIRSport-2	Within, Naturalistic, Cross-sectional, Event-based	Both	Emotional & Cognitive Responses

Table 1. Continued

Title	Year	Learning Platform	Game Device	fNIRS Device	Study Design	Outcome Measure	Study type
Emotional responses to performance feedback in an educational game during cooperation and competition with a robot: Evidence from fNIRS [35]	2023	Educational Game	Humanoid Robot	NirSmart	Within, Controlled, Cross-sectional, Event-based	Brain Pattern Analysis	Emotional & Cognitive Responses
Towards User-Aware VR Learning Environments: Combining Brain-Computer Interfaces with Virtual Reality for Mental State Decoding [36]	2023	Educational Game	VR	NIRSport2	Within, Controlled, Longitudinal, Event-based	Both	Emotional & Cognitive Responses
Engaging learners with games—Insights from functional near-infrared spectroscopy [15]	2023	Game-based	Desktop	NIRSport2	Within, Controlled, Cross-sectional, Event-based	Brain Pattern Analysis	Comparative
Adaptive computerized cognitive training decreases mental workload during working memory precision task - A preliminary fNIRS study [33]	2024	Game-based	AR	Brite23	Within & Between, Controlled & Naturalistic, Longitudinal, Block-based	Both	Emotional & Cognitive Responses
Understanding the Impact of Longitudinal VR Training on Users with Mild Cognitive Impairment Using fNIRS and Behavioral Data [45]	2024	Serious Game	VR	NirSmart	Within & Between, Controlled, Longitudinal, Event-based	Both	Emotional & Cognitive Responses
Cognitive Engagement for STEM+C Education: Investigating Serious Game Impact on Graph Structure Learning with fNIRS [51]	2024	Educational Game	Laptop	fNIRS Devices LLC	Between, Controlled, Cross-sectional, Block-based	Both	Comparative

4 Classification Characteristics

For the high-level analysis of the 18 articles, we collected potential terms for classification concerning the aspects of research and technologies for fNIRS in the learning environment with game the review and determined the following categories after iterative refinements.

Learning Platform

A wide range of categories, including GBL, educational games, serious games, and gamification, have been used for learning with games [8]. GBL employs actual games created for educational objectives, emphasizing learning via interactive gameplay and problem-solving [10]. Educational games have been carefully designed to impart lesson plans or educational knowledge by compelling gameplay, integrating learning objectives with enjoyment [25, 35]. Serious games are developed to address real-world issues or replicate real-world situations, focusing on training, education, or awareness with a significant objective beyond simple amusement [25, 34]. Gamification involves the incorporation of game components such as points, badges, and leaderboards into non-gaming environments to improve motivation and engagement, usually using extrinsic rewards [34]. We were unable to find any papers that covered gamification and fNIRS studies in particular. As a result, we have divided our research into three categories: serious games, educational game, and game-based learning [8].

- **Game-based Learning:** Using actual games designed for educational purposes.
- **Educational Game:** Games specifically designed for educational content with some learning goals in mind.
- **Serious Game:** Games designed to solve real-world problems or simulate real-world scenarios rather than pure entertainment.

Game Device

The types of devices for playing games in educational purposes used in the articles were collected and classified into the following three categories:

- **2D Display:** Computer and portable devices such as desktops, tablets and iPads.
- **3D Display:** AR and VR devices such as HTC Vive or Oculus
- **Other:** Hands-on, Robots, etc.

fNIRs Device

Devices that are primarily used for measuring brain activity and cognitive responses in various GBL and educational environments include systems such as the NirSmart, the Brite23, NIRSPORT-2, the NirScan, the Imagent fNIRS, ETG-4000, and fNIRS Devices by LLC with block or event-based task structure.

Study Configuration and Data Collection

This section gives insights into the methodology and contexts of the studies by classifying the study designs, settings, durations, and fNIRS data types comprised in the reviewed articles.

- **Design:** We classified the articles by dividing two design groups such as *within-subject design* and *between-subject design*. In within-subject studies each individual is exposed to more than one treatment, allowing causal estimates to be obtained by examining changes in individual behavior under different experimental circumstances. In between-subject design each individual is exposed to only one treatment using random group assignment [12].

- **Settings:** Based on the study settings the articles were classified into two categories such as *controlled* and *naturalistic* settings. A controlled setting is generally a laboratory experiment environment where the researcher manipulates variables and maintains strict control over all aspects of the environment whereas the naturalistic setting is based on real-world context with minimal manipulation by the researcher.
- **Duration:** We classified the articles according to the duration of the investigation, either at a single point in time (*cross-sectional*) or at multiple periods in time (*longitudinal*) [46].
- **fNIRS Data:** We categorized fNIRS data by only oxygenated hemoglobin (*HbO*), both oxygenated and deoxygenated (*HbO-HbR*), and Oxy value calculated by subtracting HbR from HbO ($Oxy = HbO - HbR$).

Outcome Measurement

While reviewing the collected articles, we identified the article's outcome measure and classified them into three categories

- **Brain Region Pattern Analysis:** In these articles the main focus was how the brain region pattern behaves during gameplay while learning.
- **Learning Gain:** The articles that focus on neural activities because of learning gain are included in this category. Learning gain has been calculated from the test score from the game.
- **Both:** In this category, all those papers that considered both brain region pattern and learning gain are included.

Study Type

We have classified the articles based on the study type into two following categories:

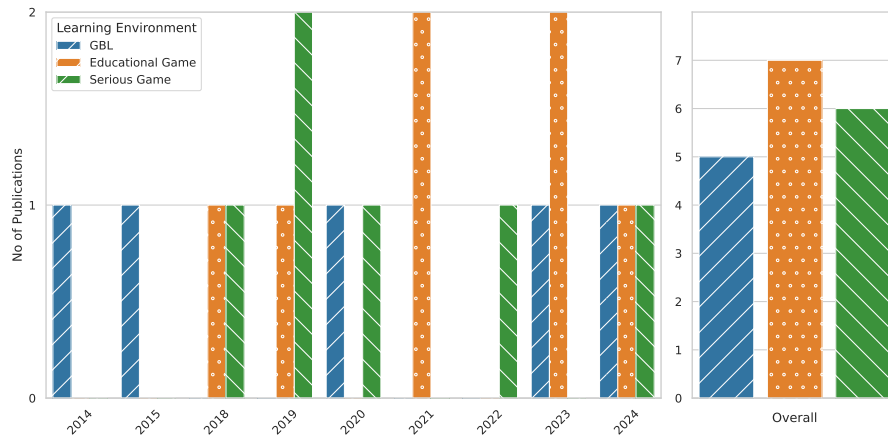
- **Comparative Studies:** The articles that compare two groups, two different materials, or two tasks to find out which one was more effective are categorized in this section.
- **Cognitive Responses Studies:** These articles focused on finding the emotional, expertise, or cognitive responses during a task rather than comparing the system like the comparative studies.

5 High Level Analysis

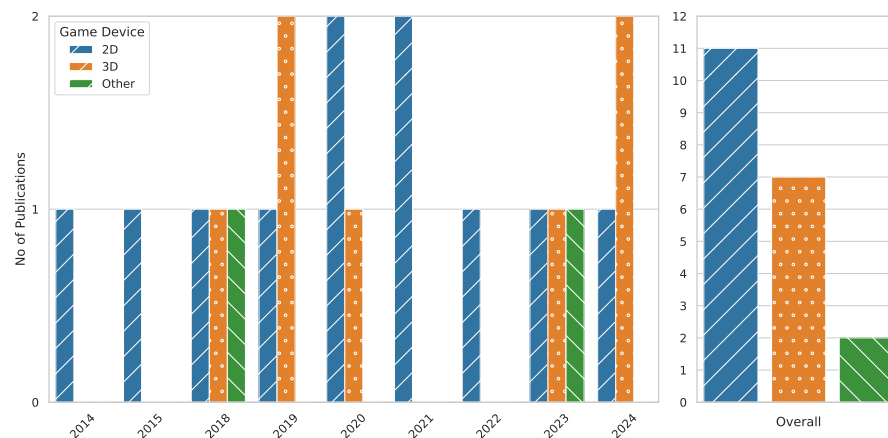
This section presents the results of our high-level quantitative analysis, which address our first research question about the use of fNIRS devices in learning with game studies to learn more about this strategy of learning (RQ1 in section 3). During the analysis, we first evaluated the chronological changes in the volume of the articles that we collected through the literature search using keywords related to GBL/educational game/serious game and fNIRS and then classified all the 18 selected articles for more detailed analyses based on the categories defined in section 4.

A temporal study of the number of articles published annually from 2014 to 2024 is shown in Figure 2 based on learning environment type (Figure 2a) and game device (Figure 2b). Compared to GBL and serious games, educational game has the most publications. Furthermore, the majority of platforms utilized in these studies are on 2D game, which is indicative of their key significance in the field of GBL research. A significant developing tendency of virtual reality (VR) such as HTC Vive and Oculus have been observed in these studies. Besides these, AR [33], humanoid robot [35], NanoPi M4 [63], portable device like iPad [7] and tablet [10] are also found in the reviewed papers. This suggests that there is growing interest in these new technologies for learning purpose.

Figure 3 illustrates the temporal trends in the number of papers published annually from 2014 to 2024, based on fNIRS study type (Figure 3a) and outcome measure (Figure 3b). The study types are categorized into cognitive response



(a) Publications per year by learning environment

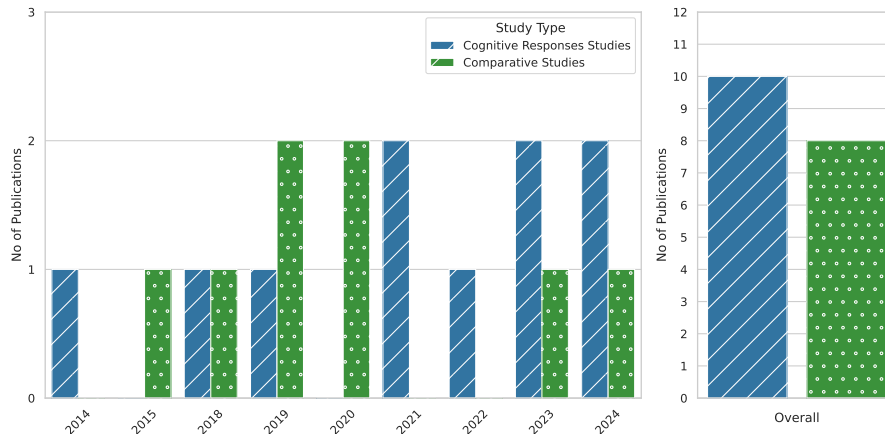


(b) Publications per year by device type

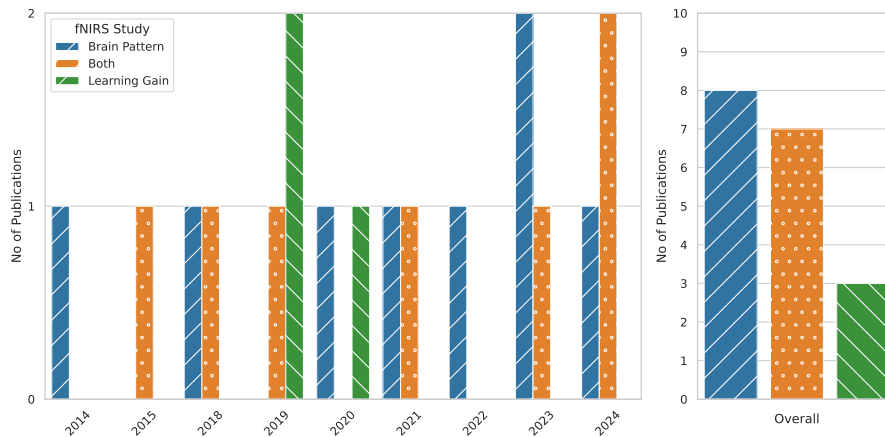
Fig. 2. Number of publications per year grouped by learning environment and device type.

studies and comparative studies, both receiving equal emphasis in publications. Researchers also consider both learning gain and brain pattern analysis to understand the activities of participants during any task. Two important things were found in this study. First, the rise in publications starting in 2019 shows that fNIRS is becoming more and more recognized as a useful study tool. Second, the fact that both study types and outcome measures have grown at the same time shows that researchers are looking into a wider range of fNIRS applications and methods. This shows that fNIRS is flexible and can provide insights in many areas.

Figure 4 presents a thorough comparative examination of the number of papers published in various categories about outcome measures, considering into account study type (Figure 4 (left)) and different forms of leaning element in-game environment with different types of device (Figure 4 (right)). The research indicates that most studies primarily examine both learning gain and brain pattern research as outcome measures, but a considerable proportion also investigate



(a) Publications per year by fNIRS study type



(b) Publications per year by outcome measure

Fig. 3. Number of publications per year grouped by fNIRS study type and output measure.

learning gain. These studies emphasize on both comparative studies and emotional and cognitive responses. Out of the several forms of educational games evaluated, the educational game stands out as the most extensively studied, with serious games and GBL following closely behind. VR and computers are the primary medium used in studies, followed by Portable Devices. The results highlight a significant focus on studying the progress in learning and comparing different approaches in the field of GBL, particularly with a preference for computer-based platforms.

The Table 3 in the document outlines the specifications of various fNIRS devices used in different studies, highlighting key details such as the number of channels, sources, detectors, software used, and structural types. fNIRS imager by Biopac has been used most of the studies with other devices such as NIRSPORT-2, NIRSmart, ETG-4000, Brite23, NirScan, and Imagent fNIRS show significant variation in channels (ranging from 16 to 63), indicating diverse research capabilities. Various software packages, including fnirSoft, COBI, Aurora fNIRS, MNE-Python, MNE-NIRS, NirSpark,

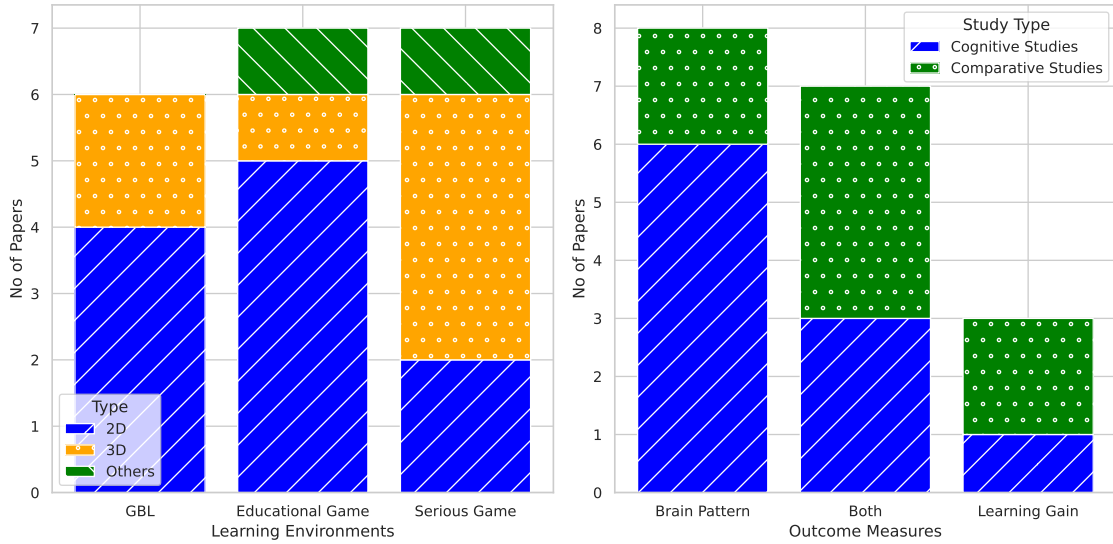


Fig. 4. Correlation between classification categories

and NIRS toolbox, reflect multiple analytical approaches needed for fNIRS data. Devices are classified into block-based or event-based structures, impacting data collection and analysis, with manufacturers like Biopac, NIRx Medizintechnik GmbH, Danyang Huichuang Medical Equipment Co., Hitachi Medical Co., Artinis Medical Systems, and ISS Inc. This variety underscores the importance of selecting appropriate software and structural types for specific research objectives, serving as a valuable reference for researchers in the field. Selection of the study structure whether it will be block-based or event based depend on device characteristics.

Table 2. Specifications of fNIRS Devices Used in Studies

Device	Specification	fNIRS Channel	Software	Structure
fNIRS Devices LLC [2–5, 10, 21, 32, 51]	fNIRS imager 1200/2000S (fNIRS Device LLC, Potomac, MD, USA) by Biopac	- 16 channels, 4 sources, 10 detectors [2–4, 10, 32, 51] - 32 channels, 16 sources, 12 detectors [21]	fnirSoft & COBI	Block-based
NIRSPORT-2 [15, 36, 50]	(NIRx Medizintechnik GmbH, Berlin, Germany)	20 channels, 8 sources, 8 detectors [50] - 29 channels, 15 sources, 14 detectors [15]	Aurora fNIRS MNE-Python, MNE-NIRS	Event-based
NIRSmart [35, 45]	fNIRS device manufactured by Danyang Huichuang Medical Equipment Co., Ltd., China	- 19 channels, 7 sources, 7 detectors [35]	NirSpark	Event-based

Table 2. Continued

Device	Specification	fNIRS Channel	Software	Structure
		- 63 channels, 24 sources, 24 detectors [45]		
ETG-4000 [7, 40]	ETG-4000 from Hitachi Medical Co., Japan	- 52 channels, 10 sources, 8 detectors [40] - 22 channels, 16 sources, 14 detectors [7]	by Hitachi Medical Co.	Block-based
Brite23 [33]	Brite23 wireless fNIRS system (Artinis Medical Systems, Elst)	23 channels, 11 sources, 7 detectors	NIRS toolbox	Block-based
NirScan [50]	-	32 channels, 14 light sources, 14 detectors	-	Event-based
Imagent Fnirs [52]	Imagent Fnirs Manufacturer: ISS Inc. (Champaign, IL)	52 channels, 10 sources, 8 detectors	-	Event-based

An overview of fNIRS research design and analytic techniques is given in Table 3, which also summarizes the number of papers using each method. The configuration and data collection techniques include controlled (15 papers) and naturalistic (2 papers) settings, within-subject (11 papers), between-subject (3 papers), and both (4 papers) designs; the duration is divided into cross-sectional (12 papers) and longitudinal (6 papers) categories. The majority of the fNIRS data types examined are HbO-HbR (10 papers), then HbO (5 papers), and Oxy (3 papers). Parametric tests such as T-tests (4 papers), ANOVA (4 papers), and GLM (4 papers) are included in the category of data analysis methods. Extensions of GLM include linear mixed models (2 papers) and mixed effect methods (3 papers). Non-parametric tests such as Wilcoxon signed-rank (2 papers) and Mann-Whitney (2 papers) are also included in this category. Other methods include time course analysis (2 papers) and descriptive (4 papers). The variety of study designs, locations, times, data kinds, and analytic techniques employed in fNIRS research is shown in this table.

Table 3. fNIRS study design and analysis methods with # of papers in parentheses

	Design	Settings	Duration	fNIRs Data
Configuration & Data Collection	Within (11)	Controlled (15)	Cross-sectional (12)	HbO (5)
	Between (3)	Naturalistics (2)	Longitudinal (6)	HbO-HbR (10)
	Both (4)	Both (1)		Oxy (3)
	Parametric Test	Extension of GLM	Non Parametric Tests	Other
fNIRs Data Analysis Method	T- Test (4)	Linear Mixed Model (LMM) (2)	Wilcoxon Signed-Rank (2)	Descriptive (4)
	Analysis of Variance (ANOVA) (4)	Mixed Effect Method (3)	Mann-Whitney (2)	Time Course (2)
	General Linear Model (GLM) (4)			

6 Detailed Analysis

In this section we provide an in-depth study of the data, thoroughly examining individual elements or subcategories. It delves deeper than the general summary to offer a detailed examination of the research discoveries. We consider individual data points, groupings, or variables in order to reveal distinct patterns and trends. We also analyze correlations and inconsistencies in the data to comprehend the interactions between variables and probable causal connections. At the end we presents comprehensive evidence to validate and strengthen the credibility of our results and conclusions. Overall, the purpose of this section is to offer a comprehensive and accurate examination, which will enhance comprehension of the research results.

6.1 Comparative Studies

In this category we consider those studies which compared different instructional or interaction modes, such as traditional methods versus GBL [10], VR versus non-VR activities, and novice versus expert participants [2, 4]. In this category total eight studies used fNIRS to monitor brain activity, focusing primarily on the PFC in some cases, additional areas such as frontal cortex [15] and the MC [63]. Alongside fNIRS data, these studies collected behavioral metrics such as response times [10], accuracy [10], performance scores [3, 4], and knowledge gains through pre- and post-tests [4, 32]. All studies found significant correlations between brain activation patterns (measured through changes in ΔHbO and ΔHbR) and the effectiveness or engagement levels of the instructional methods being tested. Generally, the studies reported improvements in learning outcomes, cognitive processing, or performance metrics in the experimental groups, whether through reduced cognitive workload, increased engagement, or higher knowledge gains.

Cakir et al. compared 27 participants using MathDash game (experimental) versus non-gamified computerized multiple-choice arithmetic questions (control). Brain activity was monitored via fNIRS, focusing on the PFC. Both groups showed improved response time without significant difference in accuracy between the groups. This indicates that MathDash is as effective as traditional methods in improving mathematical fluency. fNIRS data showed decreased HbO and increased HbR in both groups, suggesting more efficient cognitive processing [10]. Lamb et al., conduct a 2×2 repeated-measures design study that involved 100 college students in four instructional modes (video lecture, hands-on, VR, serious educational game), measuring brain activity with fNIRS. VR and serious educational game showed higher hemodynamic responses and learning gains compared to video lectures. The results suggested VR and serious educational game are as effective as hands-on activities for cognitive engagement and learning outcomes [32].

In the study conducted by Aksoy et al., 11 participants (healthcare and non-healthcare workers) trained on a VR-based basic life support (BLS) training. Brain activity and performance were monitored using fNIRS. Significant performance improvement and decreased oxygen consumption in the PFC were observed in non-healthcare workers, indicating effective training and cognitive workload management [3]. In another study Aksoy et al., divided 22 subjects into groups based on VR experience and BLS knowledge. Using a VR-based BLS module and fNIRS, significant BLS performance improvements and reduced PFC activation were observed in novices. The expert group showed consistent fNIRS values, reflecting their prior expertise [2]. Furthermore, Aksoy et al., involved 23 participants (novice and expert nurses) in IV catheterization training monitored by fNIRS. Novices showed significant theoretical and practical improvements, with decreased oxygen consumption in the PFC, aligning with enhanced skill acquisition over the training period [4].

Ruhong et al., compared 20 young and 17 elderly adults playing games on mobile phones and VR. fNIRS data showed mobile games significantly activated the PFC, while VR games strongly activated the MC, especially in elderly participants, indicating varied cortical engagement based on interaction modes [21]. De Nicò et al., conduct a study with

41 participants comparing game-based and non-game-based tasks in number line estimation. fNIRS showed increased (ΔHbO) in the frontal cortex during the game-based task, suggesting enhanced emotional and reward processing. Task performance did not differ significantly between the game-based and non-game-based tasks, indicating that the game elements did not negatively impact participants' ability to accurately estimate fractions [15]. Involving 12 participants, Sharmin et al., compared GBL and video-based learning (VBL) for graph structures. fNIRS data indicated higher brain activity (ΔHbO) in the GBL group, correlating with a higher, though not statistically significant, knowledge gain compared to VBL [51].

A wide range of data formats and analytical techniques were used in the examined studies to evaluate the effects of different interventions. All of the studies gathered data primarily on ΔHbO , but some also measured ΔHbR [15, 32, 51] and Oxy [2–4]. Several statistical techniques were used to analyze the fNIRS data. These included calculations of mean and standard deviation along with t-tests [2, 51], ANOVA [10], repeated measures ANOVA (rANOVA) [32], mixed-effects models and t-tests [15, 21], Pearson correlation [21], and the Mann Whitney U test and Wilcoxon Signed Rank test [3, 4].

Although not always collected, behavioral and quantitative data were equally essential to these investigations. The Wilcoxon Signed Rank test [3, 4], paired t-tests [15, 51], and effect size measures like Cohen's d , supplemented by post-hoc Tukey-HSD tests [32] were used to analyze test scores and BLS scores when available. Subjective measures were included selectively across the studies. Subjective measures includes standardize questionnaires such as the NASA TLX and SUS [51], as well as the MDBF, FKS, and UEQ [15]. Mean with standard deviation [51] and paired t-tests [15] were used to assess these measures.

6.2 Cognitive Responses Studies

Cognitive engagement is frequently assessed in research to determine participants' interaction with GBL activities. Emotional responses, such as task satisfaction and frustration, are typically evaluated by subjective questionnaires with fNIRS data. In certain research, emotional engagement was assessed using fNIRS during memory-intensive activities. This dual evaluation offered insights into the emotional effects of learning. In this category we consider total ten studies which examined emotional and cognitive responses to various tasks or stimuli, using fNIRS data to understand these responses better. These studies show brain patterns most of the time using same environment based on time and condition. Alongside fNIRS data, these studies collected behavioral and performance metrics, such as task completion times, accuracy, performance scores, and subjective assessments, to provide a comprehensive analysis of participants' responses. The studies provided insights into cognitive load, engagement, and learning processes by examining brain activation patterns and their relationship to task performance and emotional responses. The studies involved task-based fNIRS monitoring, where brain activity was recorded during specific tasks or interactions, such as playing games, learning activities, or performing memory tasks. All studies utilized fNIRS to monitor neural activity on the PFC and other areas such as the MC [40, 63] inferior frontal gyrus (IFG) [50], and parietal brain region [7], Ninus et al. examined participants playing a game under different conditions, with fNIRS measuring brain activity. Behavioral metrics showed participants performed best in learnable conditions. fNIRS data revealed distinct fronto-parietal activation during learnable and rule-applying conditions, and central motor activation during random conditions [40]. Baker et al., involved children interacting with digital math apps, with fNIRS monitoring cortical activity. Significant activation was observed in the intraparietal sulci and dorsolateral PFC during interactions, consistent with previous studies on math processing [7].

Shibata et al. conducted a study where participants performed a memory-intensive task with interruptions, monitored by fNIRS. The interruptions were based on the detected busyness state using fNIRS. The negotiate strategy for interruptions resulted in lower annoyance and higher respect ratings, and participants showed better task performance with shorter resumption lags [52]. Zhang et al. assessed 61 participants performing “drag & drop” tasks. fNIRS data indicated significant cortical activation in PFC and MC. The study achieved an 82.4% accuracy in detecting mild cognitive impairment (MCI), with significant differences in cortical activation patterns [63].

In the study conducted by Andreu-Perez et al., participants watched gameplay videos while fNIRS monitored brain activity and facial expressions were recorded. The highest expertise classification accuracy (91.44%) was achieved using fNIRS data combined with emotion scores [5]. Sevchenko et al., involved 27 participants playing an emergency simulation game and monitored brain activation using fNIRS. Higher task difficulty increased DLPFC activation. Early task phases were most informative for cognitive load assessment [50].

Lingelbach et al., observed significant DLPFC activation during high working memory load where participants performed VR learning tasks. LDA models successfully decoded mental states using fNIRS data [36]. The results highlight the potential for using fNIRS data to predict mental states in real-time. Lei et al. introduced a humanoid robot under cooperative and competitive conditions where participants played a memory game with it. Result shows that positive feedback increased OFC and rmPFC activation and cooperative structures enhanced emotional engagement [35].

Zhu et al. conducted a study where elderly participants with MCI performed VR training tasks over two months. fNIRS data showed increased PFC activation and enhanced functional connectivity, indicating improved cognitive engagement and motor function [45]. In the study conducted by Landowska et al., older adults underwent an 8-week adaptive cognitive training program. fNIRS data showed decreased DLPFC activation, indicating reduced mental workload. Improved task performance was observed in the experimental group [33].

A wide range of data formats and analytical techniques were used in the examined studies to evaluate the effects of different interventions. The ΔHbO was the main focus of all the research, while some also measured ΔHbR [5, 33, 40, 45, 50, 52].

Several statistical techniques were used to analyze the fNIRS data. These included group level statistics using GLM and LMM [7, 33, 36], ANOVA Aligned Rank Transform (ART) [52], mean HbO and HbR analysis [63], t-tests for Wavelet [45], and mean and standard deviation calculations.

Some studies conducted quantitative and behavioral analysis such as correlation with brain signals [50], mean and statistical methods [63], Kendall correlation analysis [45], and ANOVA [40, 52] were used to analyze data such as performance data, MoCA scores [45, 63], Kinect data [45], accuracy, and response time in tasks [40, 52].

Throughout the investigations, subjective measures were also added. Subjective data were collected using tools like NASA TLX [36, 50, 52] and emotional response, self evaluation, and robot evaluation Emotional Response, Self evaluation, Robot evaluation [35]. The two way repeated measures ANOVA [35], means and statistical techniques [50], as well as bootstrapping and confidence intervals [36], were used to analyze these measures.

7 Implications and Future Directions

In this section, we present how fNIRS data have been useful in understanding neural activity and the efficacy of games in learning (RQ2) and the research gaps and opportunities to open new paths of research in this challenging learning technology (RQ3).

7.1 Implications in various Sector of Education

The research used fNIRS to evaluate the effectiveness of GBL techniques across various educational and training settings, demonstrating broad implications. For example, in the field of STEM education, the neural activity captured by fNIRS shows that serious games can improve cognitive engagement and the acquisition of knowledge [51]. Furthermore, research has shown that including game aspects into learning activities can enhance emotional and cognitive engagement without impacting performance [15]. This suggests that game features have the ability to optimize learner engagement and motivation [15]. In medical and nursing training, fNIRS provides accurate assessments of cognitive workload, complementing VR-based tools for training [3, 4]. In addition, integrating brain signals with emotional state data in gaming contexts provides a reliable approach to identifying gamer proficiency and customizing experiences accordingly [5]. The use of fNIRS in math education allows for the examination of neural activities to digital arithmetic applications. This offers valuable insights into the ways in which students interact with math content and aids in the creation of efficient instructional tools [10, 40]. Moreover, fNIRS is recognized as a valuable instrument for quantifying cognitive load measurement in realistic emergency simulations, hence aiding in the advancement of adaptive training settings [50]. The results also highlight the possibility of using VR for cognitive and motor rehabilitation in patients with MCI [50]. The study demonstrates the efficiency of using multi-source feedback and fNIRS to assess the progress of rehabilitation. In overall, these results emphasize the ability of neuroimaging and GBL to improve educational and training results in different fields. This provides useful knowledge for creating and using effective learning and training methods.

7.2 Limitations in fNIRS Studies for Learning in Game Environment

This review emphasizes the increasing use of fNIRS in GBL, however, the reviewed studies have some limitations as follows.

Sample Size and Diversity Limitations: The studies using fNIRS in GBL is limited to the size of the sample and the diversity of participants. The limited number of participants and the lack of diversity in the groups involved in these studies limit the capacity to apply the findings to a broader population [2–5, 10, 15, 21, 32, 33, 36, 40, 45, 50–52, 63].

Specific Demographic Focus Studies that focus on specific demographics, such as older adults or college students, may not be generalizable to other groups [32, 33, 63].

Technical and Hardware Limitations The implementation of fNIRS sensors in naturalistic situations is significantly challenging due to the physical and technical limitations they possess. These constraints can affect the accuracy and reliability of the collected data [2–5, 15, 32, 33, 45, 51]. Obtaining accurate data collection with fNIRS necessitates careful arrangement and calibration, which can be intricate and time-intensive. Streamlining these procedures is essential for enhancing data accuracy and alleviating the workload on researchers [15].

Task and Game Design Limitations Some studies used tasks that are overly simplistic or narrow in scope, thereby failing to adequately reflect the intricate complexities of real-world settings. This constraint implies the necessity of creating a wider range of tasks that are more authentic and accurately represent the complex cognitive requirements of real-life situations [21, 36, 50, 52, 63].

Game designs used in research may not sufficiently take into account the preferences and talents of various age groups or comprehensively depict all cognitive requirements [2, 21].

Short-Term and Pilot Study Limitations Short-term studies and pilot studies frequently restrict the capacity to evaluate long-term impacts and necessitate careful interpretation of findings. Longitudinal studies are advisable for gaining a deeper comprehension of the enduring effects of GBL and cognitive training [10, 40].

Equipment Constraints The use of wired head-mounted displays (HMDs) and fNIRS systems can cause discomfort and limit practical application. Future research should explore wireless alternatives to improve user comfort and the feasibility of naturalistic studies. Wireless systems would facilitate more seamless and comfortable participation, thereby enhancing the quality and authenticity of the collected data [2].

Measurement and Methodological Challenges fNIRS technology is limited in its ability to measure brain activations outside the prefrontal cortex. Additionally, there are challenges in maintaining game continuity while ensuring accurate neural activity monitoring. Combining fNIRS with other neuroimaging techniques, such as fMRI or EEG, could provide a more comprehensive understanding of cognitive processing in GBL [32, 35].

7.3 Future Directions

To validate and extend these findings, future research should aim to increase participant numbers and explore additional educational contexts [15, 51]. Future studies also need to involve diverse participant groups from different age ranges and clinical backgrounds to ensure broader applicability [32, 33, 63]. A deeper understanding of cognitive engagement during learning and training could be achieved by combining fNIRS with other neuroimaging methods, like EEG or fMRI [4, 51]. Additionally, examining the long-term effects of GBL on various populations would provide valuable insights [10]. To further establish fNIRS's effectiveness in medical and nursing education, future studies should examine a range of medical procedures and longer training periods [3, 4]. Integrating more physiological sensors with adaptive gaming systems that adjust to a player's skill level and emotional state could improve system reliability [5]. Additionally, combining techniques like eye tracking with fNIRS in high-stress settings, such as emergency simulations, may enhance cognitive load detection and support real-time training adjustments [50].

To understand the long-term impact and usefulness of VR and serious educational games across various topics, research should also look into these technologies in education, especially in environments with limited resources [32]. Deeper insights into educational game design can be obtained by investigating how cultural and contextual factors influence preferences for game structure and certain emotional states during gameplay [35].

The effectiveness and engagement of GBL interventions will be improved by creating more diverse and inclusive game designs [2, 21]. It would be beneficial to implement long-term participant follow-ups in order to evaluate long-term benefits and potential changes over time [10, 40]. The accuracy and ecological validity of studies will be improved by streamlining calibration procedures for more dependable data collection and giving priority to the portability and user-friendliness of fNIRS devices [2–5, 15, 15, 32, 33, 45, 51].

Most studies have looked at problem-solving and memorization skills, but fNIRS and GBL could also be used to explore other educational outcomes. For instance, critical thinking, creativity, emotional regulation, and collaborative learning are all areas where this technology could offer valuable insights. Expanding fNIRS studies in GBL settings could help us better understand how these tools impact a broader range of cognitive and social skills in education. Beyond problem solving, more studies should explore subjects like arts, commerce, and humanities using GBL and fNIRS to understand their effects on the brain. Another important domain is the investigation of emotional and affective engagement, including frustration and motivation during gameplay, which has been infrequently assessed with fNIRS. The standardization of research techniques across studies would enhance the comparability and reproducibility of outcomes.

8 Conclusion

This scoping review indicates an increasing interest in utilizing fNIRS to investigate cognitive processes within GBL contexts. This review categorizes studies into cognitive response and comparative studies, emphasizing the diversity in study approaches, instruments, and methodologies within the discipline. Our findings indicate that, despite advancements in comprehending brain activity in learning environments by fNIRS, significant deficiencies persist, especially in the standardization of research settings and data collection methodologies.

The discovered trends, including the categories of fNIRS equipment, educational platforms, and gaming devices utilized, provide a fundamental comprehension of contemporary approaches and their results. Moreover, our examination of publication trends reveals that although interest is growing, additional research is essential to enhance the application of fNIRS in education, especially for learning outcomes and cerebral pattern analysis. Future research can focus on improving experimental consistency, employing varied learning platforms, and adopting longitudinal methodologies to gain a deeper understanding of the effects of GBL on cognitive functioning.

This review highlights the promise of fNIRS as an important instrument in educational neuroscience. Researchers may find it difficult to understand the wide range of work in this domain and the various methodologies employed to assess neural activity during game-based learning. This review aims to provide a clear and thorough reference detailing various game kinds, analytical methodologies, and developing developments in the field. We aim to assist researchers, regardless of their experience level, in understanding the applications of fNIRS and identifying potential areas for study. By overcoming the constraints and expanding upon the findings of this review, subsequent research can enhance the comprehension of cognitive responses in GBL, thereby guiding the development of more effective, data-informed educational interventions.

References

- [1] Nounagnon F Agbangla, Michel Audiffren, and Cédric T Albinet. 2017. Use of near-infrared spectroscopy in the investigation of brain activation during cognitive aging: a systematic review of an emerging area of research. *Ageing research reviews* 38 (2017), 52–66.
- [2] Emin Aksoy, Kurtulus Izzetoglu, Engin Baysoy, Atahan Agrali, Dilek Kitapcioglu, and Banu Onaral. 2019. Performance Monitoring via Functional Near Infrared Spectroscopy for Virtual Reality Based Basic Life Support Training. *Frontiers in Neuroscience* 13 (2019), 1336. <https://doi.org/10.3389/fnins.2019.01336>
- [3] Emin Aksoy, Kurtulus Izzetoglu, Banu Onaral, Dilek Kitapcioglu, Mehmet Erhan Sayali, and Feray Guven. 2019. Assessing Correlation Between Virtual Reality Based Serious Gaming Performance and Cognitive Workload Changes via Functional Near Infrared Spectroscopy. In *Augmented Cognition*, Dylan D. Schmorow and Cali M. Fidopiastis (Eds.). Springer International Publishing, Cham, 375–383.
- [4] Mehmet Emin Aksoy, Kurtulus Izzetoglu, Atahan Agrali, Esra Ugur, Vildan Kocatepe, Dilek Kitapcioglu, Engin Baysoy, and Ukke Karabacak. 2020. Assessing Intravenous Catheterization Simulation Training of Nursing Students Using Functional Near-Infrared Spectroscopy (fNIRs). In *Augmented Cognition. Human Cognition and Behavior*, Dylan D. Schmorow and Cali M. Fidopiastis (Eds.). Springer International Publishing, Cham, 3–13.
- [5] Ana R. Andreu-Perez, Mehrin Kiani, Javier Andreu-Perez, Pratusha Reddy, Jaime Andreu-Abela, Maria Pinto, and Kurtulus Izzetoglu. 2021. Single-Trial Recognition of Video Gamer’s Expertise from Brain Haemodynamic and Facial Emotion Responses. *Brain Sciences* 11, 1 (2021), 106. <https://doi.org/10.3390/brainsci11010106>
- [6] Hasan Ayaz, Wesley B Baker, Giles Blaney, David A Boas, Heather Bortfeld, Kenneth Brady, Joshua Brake, Sabrina Brigadoi, Erin M Buckley, Stefan A Carp, et al. 2022. Optical imaging and spectroscopy for the study of the human brain: status report. *Neurophotonics* 9, S2 (2022), S24001.
- [7] Joseph Baker, Patricia Moyer-Packenham, Stephen Tucker, Jessica Shumway, Kerry Jordan, and Ron Gillam. 2018. The Brain’s Response to Digital Math Apps: A Pilot Study Examining Children’s Cortical Responses During Touch-Screen Interactions. *Journal of Computers in Mathematics and Science Teaching* 37, 1 (January 2018), 69–86. <https://www.learntechlib.org/p/180516>
- [8] Katrin Becker. 2021. What’s the difference between gamification, serious games, educational games, and game-based learning. *Academia Letters* 209, 2 (2021), 4.
- [9] Charles C Bonwell and James A Eison. 1991. *Active learning: Creating excitement in the classroom. 1991 ASHE-ERIC higher education reports*. ERIC Clearinghouse on Higher Education, The George Washington University, One Dupont Circle, Suite 630, Washington, DC 20036-1183.
- [10] Murat Perit Cakir, Nur Akkuş Çakir, Hasan Ayaz, and Frank J. Lee. 2015. An Optical Brain Imaging Study on the Improvements in Mathematical Fluency from Game-based Learning. In *Proceedings of the 2015 Annual Symposium on Computer-Human Interaction in Play* (London, United Kingdom)

- (CHI PLAY '15). Association for Computing Machinery, New York, NY, USA, 209–219. <https://doi.org/10.1145/2793107.2793133>
- [11] B Chance, Z Zhuang, Chu UnAh, C Alter, and L Lipton. 1993. Cognition-activated low-frequency modulation of light absorption in human brain. *Proceedings of the National Academy of Sciences* 90, 8 (1993), 3770–3774.
- [12] Gary Charness, Uri Gneezy, and Michael A. Kuhn. 2012. Experimental methods: Between-subject and within-subject design. *Journal of Economic Behavior & Organization* 81, 1 (2012), 1–8. <https://doi.org/10.1016/j.jebo.2011.08.009>
- [13] Ido Davidesco, Noah Glaser, Ian H Stevenson, and Or Dagan. 2023. Detecting fluctuations in student engagement and retention during video lectures using electroencephalography. *British Journal of Educational Technology* 54, 6 (2023), 1895–1916.
- [14] Ido Davidesco, Camillia Matuk, Dana Bevilacqua, David Poeppel, and Suzanne Dikker. 2021. Neuroscience Research in the Classroom: Portable Brain Technologies in Education Research. *Educational Researcher* 50, 9 (2021), 649–656. <https://doi.org/10.3102/0013189X211031563>
- [15] Melina De Nicolò, Thomas Kanatschnig, Manuel Hons, Guilherme Wood, Kristian Kiili, Korbinian Moeller, Simon Greipl, Manuel Ninaus, and Silvia Erika Kober. 2023. Engaging learners with games—Insights from functional near-infrared spectroscopy. *Plos one* 18, 6 (2023), e0286450.
- [16] John Dewey. 1986. Experience and Education. *The Educational Forum* 50, 3 (1986), 241–252. <https://doi.org/10.1080/00131728609335764>
- [17] Tilman Dingler, Albrecht Schmidt, and Tonja Machulla. 2017. Building Cognition-Aware Systems: A Mobile Toolkit for Extracting Time-of-Day Fluctuations of Cognitive Performance. *Proc. ACM Interact. Mob. Wearable Ubiquitous Technol.* 1, 3, Article 47 (Sept. 2017), 15 pages.
- [18] Emily J Doherty, Cara A Spencer, Jeremy Burnison, Marta Ceko, Jenna Chin, Lucca Eloy, Kerstin Haring, Pilyoung Kim, Daniel Pittman, Shannon Powers, et al. 2023. Interdisciplinary views of fNIRS: Current advancements, equity challenges, and an agenda for future needs of a diverse fNIRS research community. *Frontiers in Integrative Neuroscience* 17 (2023), 1059679.
- [19] Robert Mills Gagné. 1985. *The conditions of learning and theory of instruction*. Holt Rinehart & Winston, Austin, TX, USA. 361 pages.
- [20] Lin Gao, Qianqi Lin, Dong Tian, Siying Zhu, and Xiantao Tai. 2024. Advances and trends in the application of functional near-infrared spectroscopy for pediatric assessments: a bibliometric analysis. *Frontiers in Neurology* 15 (2024), 1459214.
- [21] Ruhong Ge, Zilin Wang, Xin Yuan, Qimiao Li, Yejin Gao, Heshan Liu, Zhijun Fan, and Lingguo Bu. 2021. The Effects of Two Game Interaction Modes on Cortical Activation in Subjects of Different Ages: A Functional Near-Infrared Spectroscopy Study. *IEEE Access* 9 (2021), 11405–11415. <https://doi.org/10.1109/ACCESS.2021.3050210>
- [22] Aldo Gordillo, Daniel López-Fernández, and Edmundo Tovar. 2022. Comparing the effectiveness of video-based learning and game-based learning using teacher-authored video games for online software engineering education. *IEEE Transactions on Education* 65, 4 (2022), 524–532.
- [23] Simon Greipl, Elise Klein, Antero Lindstedt, Kristian Kiili, Korbinian Moeller, H-O Karnath, Julia Bahnmueller, Johannes Bloechle, and Manuel Ninaus. 2021. When the brain comes into play: Neurofunctional correlates of emotions and reward in game-based learning. *Computers in Human Behavior* 125 (2021), 106946.
- [24] Fabian Herold, Patrick Wiegel, Felix Scholkmann, and Notger G Müller. 2018. Applications of functional near-infrared spectroscopy (fNIRS) neuroimaging in exercise–cognition science: a systematic, methodology-focused review. *Journal of clinical medicine* 7, 12 (2018), 466.
- [25] Michael Holly, Lisa Habich, and Johanna Pirker. 2024. GameDevDojo - An Educational Game for Teaching Game Development Concepts. In *Proceedings of the 19th International Conference on the Foundations of Digital Games* (Worcester, MA, USA) (FDG '24). Association for Computing Machinery, New York, NY, USA, Article 37, 9 pages. <https://doi.org/10.1145/3649921.3649992>
- [26] Hadi Hosseini, Maxwell Hartt, and Mehrnaz Mostafapour. 2019. Learning is child’s play: Game-based learning in computer science education. *ACM Transactions on Computing Education (TOCE)* 19, 3 (2019), 1–18.
- [27] Gwo-Jen Hwang and Pei-Ying Chen. 2022. Interweaving gaming and educational technologies: Clustering and forecasting the trends of game-based learning research by bibliometric and visual analysis. *Entertainment Computing* 40 (2022), 100459.
- [28] Manasa Kalanadhabhatta, Adrelys Mateo Santana, Zhongyang Zhang, Deepak Ganesan, Adam S. Grabell, and Tauhidur Rahman. 2022. EarlyScreen: Multi-scale Instance Fusion for Predicting Neural Activation and Psychopathology in Preschool Children. *Proc. ACM Interact. Mob. Wearable Ubiquitous Technol.* 6, 2, Article 60 (July 2022), 39 pages.
- [29] Silvia Erika Kober, Guilherme Wood, Kristian Kiili, Korbinian Moeller, and Manuel Ninaus. 2020. Game-based learning environments affect frontal brain activity. *Plos one* 15, 11 (2020), e0242573.
- [30] Irene Kotsia, Stefanos Zafeiriou, and Spiros Fotopoulos. 2013. Affective gaming: A comprehensive survey. In *Proceedings of the IEEE conference on computer vision and pattern recognition workshops*. IEEE, Oregon, USA, 663–670.
- [31] Jeanine Krath, Linda Schürmann, and Harald F.O. von Korfflesch. 2021. Revealing the theoretical basis of gamification: A systematic review and analysis of theory in research on gamification, serious games and game-based learning. *Computers in Human Behavior* 125 (2021), 106963.
- [32] Richard Lamb, Pavlo Antonenko, Elisabeth Etopio, and Amanda Seccia. 2018. Comparison of virtual reality and hands on activities in science education via functional near infrared spectroscopy. *Computers & Education* 124 (2018), 14–26. <https://doi.org/10.1016/j.compedu.2018.05.014>
- [33] Aleksandra Landowska, Max L. Wilson, Michael P. Craven, and Kyle Harrington. 2024. Adaptive computerized cognitive training decreases mental workload during working memory precision task - A preliminary fNIRS study. *International Journal of Human-Computer Studies* 184 (2024), 103206. <https://doi.org/10.1016/j.ijhcs.2023.103206>
- [34] Kristi Larson. 2020. Serious games and gamification in the corporate training environment: A literature review. *TechTrends* 64, 2 (2020), 319–328.
- [35] Xin Lei and Pei-Luen Patrick Rau. 2023. Emotional responses to performance feedback in an educational game during cooperation and competition with a robot: Evidence from fNIRS. *Comput. Hum. Behav.* 138, C (jan 2023), 12 pages. <https://doi.org/10.1016/j.chb.2022.107496>
- [36] Katharina Lingelbach, Daniel Diers, and Mathias Vukelić. 2023. Towards User-Aware VR Learning Environments: Combining Brain-Computer Interfaces with Virtual Reality for Mental State Decoding. In *Extended Abstracts of the 2023 CHI Conference on Human Factors in Computing Systems*

- (Hamburg, Germany) (*CHI EA '23*). Association for Computing Machinery, New York, NY, USA, Article 292, 8 pages. <https://doi.org/10.1145/3544549.3585716>
- [37] Sarah Lloyd-Fox, Anna Blasi, and CE Elwell. 2010. Illuminating the developing brain: the past, present and future of functional near infrared spectroscopy. *Neuroscience & Biobehavioral Reviews* 34, 3 (2010), 269–284.
- [38] Takahiro Miura, Masaki Matsuo, Ken-ichiro Yabu, Atsushi Katagiri, Masatsugu Sakajiri, Junji Onishi, Takeshi Kurata, and Tohru Ifukube. 2020. GAME: Game As a Measurement Environment: Scheme to Evaluate Interfaces and Game Contents Based on Test Theories. *Proc. ACM Interact. Mob. Wearable Ubiquitous Technol.* 4, 4, Article 166 (Dec. 2020), 30 pages.
- [39] Manuel Ninaus, Silvia Erika Kober, Elisabeth VC Friedrich, Ian Dunwell, Sara De Freitas, Sylvester Arnab, Michela Ott, Milos Kravcik, Theodore Lim, Sandy Louchart, et al. 2014. Neurophysiological methods for monitoring brain activity in serious games and virtual environments: a review. *International Journal of Technology Enhanced Learning* 6, 1 (2014), 78–103.
- [40] Manuel Ninaus, Silvia E. Kober, Elisabeth V. C. Friedrich, Christa Neuper, and Guilherme Wood. 2014. The Potential Use of Neurophysiological Signals for Learning Analytics. In *2014 6th International Conference on Games and Virtual Worlds for Serious Applications (VS-GAMES)*. IEEE, Valletta, Malta, 1–5. <https://doi.org/10.1109/VS-Games.2014.7012169>
- [41] Matthew Ning, Sudan Duwadi, Meryem A Yücel, Alexander Von Lühmann, David A Boas, and Kamal Sen. 2024. fNIRS dataset during complex scene analysis. *Frontiers in Human Neuroscience* 18 (2024), 1329086.
- [42] Seymour A Papert. 2020. *Mindstorms: Children, computers, and powerful ideas*. Basic books, New York, NY, USA.
- [43] Eneyse Dayane Pinheiro, João Ricardo Sato, Raimundo da Silva Soares Junior, Candida Barreto, and Amanda Yumi Ambriola Oku. 2024. Eye-tracker and fNIRS: Using Neuroscientific Tools to Assess the Learning Experience During Children’s Educational Robotics Activities. *Trends in Neuroscience and Education* 36 (2024), 100234.
- [44] PRISMA. 2024. PRISMA for Scoping Reviews. <https://www.prisma-statement.org/scoping> Accessed: 2024-10-23.
- [45] Jing Qu, Shantong Zhu, Yiran Shen, Yanjie Zhang, and Lingguo Bu. 2024. Understanding the Impact of Longitudinal VR Training on Users with Mild Cognitive Impairment Using fNIRS and Behavioral Data. In *2024 IEEE Conference Virtual Reality and 3D User Interfaces (VR)*. IEEE, Orlando, FL, USA, 568–578. <https://doi.org/10.1109/VR58804.2024.00077>
- [46] Aric Rindfleisch, Alan J Malter, Shankar Ganesan, and Christine Moorman. 2008. Cross-sectional versus longitudinal survey research: Concepts, findings, and guidelines. *Journal of marketing research* 45, 3 (2008), 261–279.
- [47] Thorsten Rudroff, Nathaniel B Ketelhut, and John H Kindred. 2018. Metabolic imaging in exercise physiology. *Journal of Applied Physiology* 124, 2 (2018), 497–503.
- [48] Boba M Samuels. 2009. Can the differences between education and neuroscience be overcome by mind, brain, and education? *Mind, Brain, and Education* 3, 1 (2009), 45–55.
- [49] Dale H Schunk. 2012. *Learning theories an educational perspective*. Pearson Education, Inc, Boston, MA, USA.
- [50] Natalia Sevchenko, Betti Schopp, Thomas Dresler, Ann-Christine Ehls, Manuel Ninaus, Korbinian Moeller, and Peter Gerjets. 2022. Neural Correlates of Cognitive Load While Playing an Emergency Simulation Game: A Functional Near-Infrared Spectroscopy (fNIRS) Study. *IEEE Transactions on Games* 14, 4 (2022), 696–705. <https://doi.org/10.1109/TG.2022.3142954>
- [51] Shayla Sharmin, Reza Koiler, Rifat Sadik, Arpan Bhattacharjee, Priyanka Raju Patre, Pinar Kullu, Charles Hohensee, Nancy Getchell, and Roghayeh Leila Barmaki. 2024. Cognitive Engagement for STEM+C Education: Investigating Serious Game Impact on Graph Structure Learning with fNIRS. In *2024 IEEE International Conference on Artificial Intelligence and eXtended and Virtual Reality (AIxVR)*. IEEE, Los Angeles, USA, 195–204. <https://doi.org/10.1109/AIxVR59861.2024.00032>
- [52] Tomoki Shibata, Alena Borisenko, Anzu Hakone, Tal August, Leonidas Deligiannidis, Chen-Hsiang Yu, Matthew Russell, Alex Olwal, and Robert J. K. Jacob. 2019. An Implicit Dialogue Injection System for Interruption Management. In *Proceedings of the 10th Augmented Human International Conference 2019 (Reims, France) (AH2019)*. Association for Computing Machinery, New York, NY, USA, Article 27, 9 pages. <https://doi.org/10.1145/3311823.3311875>
- [53] Thomas J Shuell. 1986. Cognitive conceptions of learning. *Review of educational research* 56, 4 (1986), 411–436.
- [54] Simon Skau, Ola Helenius, Kristoffer Sundberg, Lina Bunketorp-Käll, and Hans-Georg Kuhn. 2022. Proactive cognitive control, mathematical cognition and functional activity in the frontal and parietal cortex in primary school children: An fNIRS study. *Trends in Neuroscience and Education* 28 (2022), 100180.
- [55] Simon Skau, Ingibjörg H Jonasdóttir, Anna Sjörð Dahlman, Birgitta Johansson, and H Georg Kuhn. 2021. Exhaustion disorder and altered brain activity in frontal cortex detected with fNIRS. *Stress* 24, 1 (2021), 64–75.
- [56] Ron Sun, Paul Slusarz, and Chris Terry. 2005. The interaction of the explicit and the implicit in skill learning: a dual-process approach. *Psychological review* 112, 1 (2005), 159.
- [57] Kamilla Tenório, Emanuel Pereira, Sterfanno Remigio, Derecky Costa, Wilk Oliveira, Diego Dermeval, Alan Pedro da Silva, Ig Ibert Bittencourt, and Leonardo Brandão Marques. 2022. Brain-imaging techniques in educational technologies: A systematic literature review. *Education and Information Technologies* 27, 1 (2022), 1183–1212.
- [58] Angelica M Tinga, Tycho T De Back, and Max M Louwerse. 2020. Non-invasive neurophysiology in learning and training: mechanisms and a SWOT analysis. *Frontiers in Neuroscience* 14 (2020), 589.
- [59] Sashank Varma, Bruce D McCandliss, and Daniel L Schwartz. 2008. Scientific and pragmatic challenges for bridging education and neuroscience. *Educational researcher* 37, 3 (2008), 140–152.

- [60] Alexander von Lühmann, Sreekanth Kura, Walker Joseph O'Brien, Bernhard B Zimmermann, Sudan Duwadi, De'Ja Rogers, Jessica E Anderson, Parya Farzam, Cameron Snow, Anderson Chen, et al. 2024. ninjaCap: a fully customizable and 3D printable headgear for functional near-infrared spectroscopy and electroencephalography brain imaging. *Neurophotonics* 11, 3 (2024), 036601–036601.
- [61] Amanda Watson, Claire Kendell, Anush Lingamoorthy, Insup Lee, and James Weimer. 2023. Lumos: An Open-Source Device for Wearable Spectroscopy Research. *Proc. ACM Interact. Mob. Wearable Ubiquitous Technol.* 6, 4, Article 187 (Jan. 2023), 24 pages.
- [62] Dandan Wu, Xinyi Dong, Danqing Liu, and Hui Li. 2023. How Early Digital Experience Shapes Young Brains During 0-12 Years: A Scoping Review. *Early Education and Development* 35, 7 (2023), 1–37.
- [63] Yingwei Zhang, Yiqiang Chen, Hanchao Yu, Zeping Lv, Xiaodong Yang, Chunyu Hu, and Tengxiang Zhang. 2021. What can “drag & drop” tell? Detecting mild cognitive impairment by hand motor function assessment under dual-task paradigm. *International Journal of Human-Computer Studies* 145 (2021), 102547. <https://doi.org/10.1016/j.ijhcs.2020.102547>