

Highlights

Leveraging Label Semantics and Meta-Label Refinement for Multi-Label Question Classification

Shi Dong, Xiaobei Niu, Rui Zhong, Zhifeng Wang, Mingzhang Zuo

- Introduces RR2QC, a novel retrieval reranking method to enhance online education content classification.
- Utilizes a mathematical large language model for data augmentation, improving model insights and prediction performance.
- Establishes a multi-label ranking contrastive learning pre-training task.
- Addresses label imbalance and semantic overlap through class center learning and meta-label refinement.

Leveraging Label Semantics and Meta-Label Refinement for Multi-Label Question Classification

Shi Dong, Xiaobei Niu*, Rui Zhong, Zhifeng Wang and Mingzhang Zuo

Faculty of artificial intelligence in education, Central China Normal University, Wuhan, Hubei, China

ARTICLE INFO

Keywords:

Educational Semantic Annotation
Class Imbalance Correction
Label Disambiguation
Mathematical Data Augmentation
LLM in Education Systems

ABSTRACT

Accurate annotation of educational resources is critical in the rapidly advancing field of online education due to the complexity and volume of content. Existing classification methods face challenges with semantic overlap and distribution imbalance of labels in the multi-label context, which impedes effective personalized learning and resource recommendation. This paper introduces RR2QC, a novel Retrieval Reranking method To multi-label Question Classification by leveraging label semantics and meta-label refinement. Firstly, RR2QC leverages semantic relationships within and across label groups to enhance pre-training strategie in multi-label context. Next, a class center learning task is introduced, integrating label texts into downstream training to ensure questions consistently align with label semantics, retrieving the most relevant label sequences. Finally, this method decomposes labels into meta-labels and trains a meta-label classifier to rerank the retrieved label sequences. In doing so, RR2QC enhances the understanding and prediction capability of long-tail labels by learning from meta-labels frequently appearing in other labels. Additionally, a Math LLM is used to generate solutions for questions, extracting latent information to further refine the model's insights. Experimental results demonstrate that RR2QC outperforms existing classification methods in Precision@k and F1 scores across multiple educational datasets, establishing it as a potent enhancement for online educational content utilization. The code is available at <https://github.com/78Erii/RR2QC>.

1. Introduction

In contemporary online learning environments, explicit annotation of knowledge labels is crucial for transparency and educational interpretability in recommendation systems, facilitating the implementation of personalized teaching strategies. However, the rapid growth of online education has resulted in an overwhelming volume of untagged exercises. Manually annotating these resources by educational experts is not only costly and time-consuming but also prone to potential biases. This necessitates the exploration of automatic annotating knowledge labels for exercises, which promises to enhance efficiency and reduce subjectivity in educational settings.


Exercise content, unlike news and product descriptions, typically includes descriptive text, mathematical formulas, and geometric images, structured in a question-and-solution format. Each exercise is assigned one or more knowledge labels, making exercise annotation a Multi-Label Text Classification (MLTC) task. Due to the formula-heavy nature of exercise content, traditional machine learning methods extract features using techniques such as the n-gram distribution frequency of mathematical symbols [1], structural kernels [2], and TF-IDF [3, 4], followed by classification using Naive Bayes [5] and SVM [6]. With the advancement of deep learning, feature-capturing encoders likes TextCNN [7] and Bi-LSTM [8] have shown superior performance in processing complex text data. Pre-trained language models, particularly BERT [9], are now widely

used for text classification tasks. Certain works, such as MathBERT [10, 11], JiuZhang [12], and QuesCo [13], leverage specifically designed pre-training tasks in BERT variants to learn general representations of mathematical text, then fine-tuning the models on downstream tasks. Although these methods outperform Vanilla BERT, annotating knowledge labels for exercise content still presents unique challenges.

In real-world online learning systems, automatic annotation of exercises faces three key challenges. First, a small set of critical labels encompasses a large volume of exercises, while most other labels correspond to relatively fewer exercises, creating an uneven distribution that poses significant challenges for knowledge label prediction. Second, labels are often semantically rich, lengthy texts that frequently overlap due to high similarity. For example, as shown in Figure 1, both label A and label B contain meta-labels c and d, resulting in high similarity between their corresponding exercise content and making it difficult for classifiers to distinguish accurately. Lastly, some newer exercises lack reference solutions. Education experts manually annotate these exercises by hypothesizing potential solution approaches, but models lack access to this prior knowledge. The absence of solutions further complicates the model's comprehension of the exercises.

This paper introduces a Retrieval Reranking method To multi-label Question Classification (RR2QC) by leveraging label semantics and meta-label refinement, where question specifically refer to exercise presented as mathematical text without solution. First, RR2QC builds on QuesCo's framework to develop a foundational model for multi-label question understanding. QuesCo employs data augmentation and a knowledge hierarchy tree to create contrastive learning

*Corresponding author.

 dongshi@ccnu.edu.cn (S. Dong); nxb0302@mails.ccnu.edu.cn (X. Niu); zhongr@ccnu.edu.cn (R. Zhong); zfwang@ccnu.edu.cn (Z. Wang); mzzuo@ccnu.edu.cn (M. Zuo)

ORCID(s): 0009-0006-5265-7006 (X. Niu)

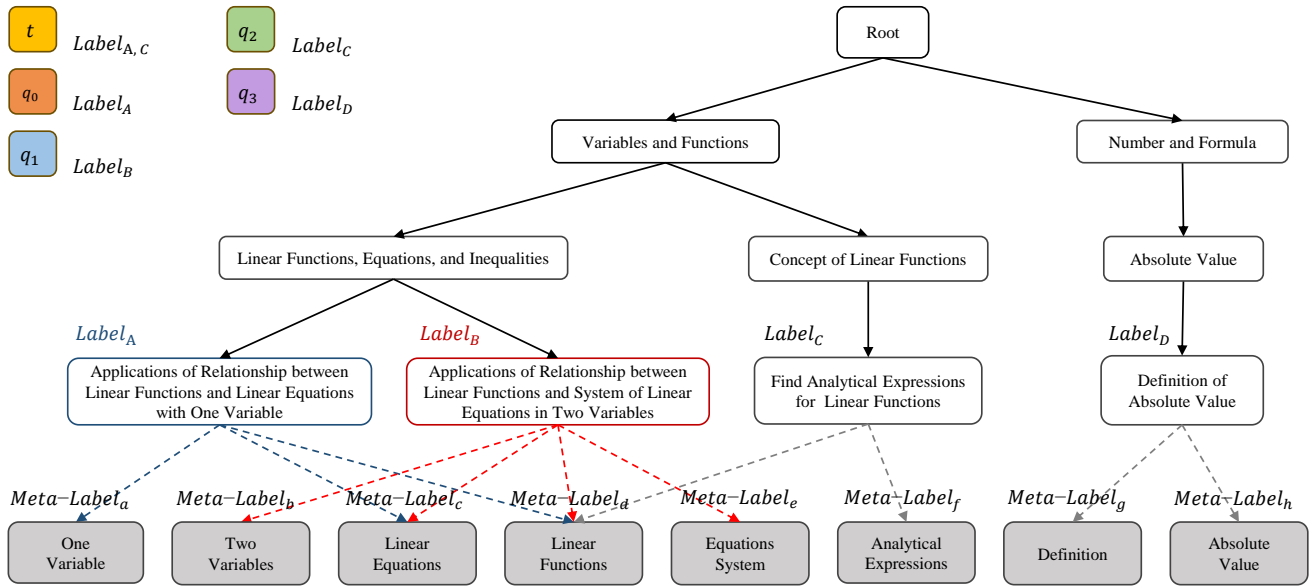


Figure 1: A four-level knowledge hierarchy tree and its meta-labels (bottom). As shown in the figure, $Label_A$ and $Label_B$ share the meta-labels "linear equations" and "linear functions," which easily mislead the classifier's decisions.

tasks that learn holistic understanding of questions. Since QuesCo's pre-training tasks are designed for single-label setting, we adapt them for the multi-label contexts. In detail, We introduce a ranking contrastive pre-training task that employs hierarchical knowledge distances to define positive sample pairs in multi-label contexts. By leveraging the semantic relationships among label groups, this approach leads to a more effective foundational model.

To address the decline in predictive performance due to semantic overlap and distribution imbalance of labels, the foundational model is divided into two independent models for downstream classification training. (1) The retrieval model predicts labels. To manage the extensive label set, we introduce a distance-based class center learning task that guides questions to approach predefined class centers in the feature space. These class centers are learnable parameters derived from well-distributed label text vectors, enabling questions to focus on label textual information during training. The model then retrieves the label sequence most relevant to the question's semantics from a large pool of labels. (2) The reranking model leverages expert knowledge to decompose each label into meta-labels and retrains the foundational model on the meta-label dataset, generating a sequence of meta-labels for each question. By leveraging the mapping between labels and meta-labels, along with their confidence scores, the label sequence is reranked to produce a more refined result. This approach breaks down the semantically complex original labels into relatively independent and more evenly distributed meta-labels, aiding in the differentiation of highly similar labels and enhancing recognition of tail labels.

Furthermore, to address the issue of missing solutions for questions, we integrate answers generated by a mathematics large language models (Math LLM) into the question

inputs to enrich their semantic content, filling gaps in data that traditional models might overlook.

Experiments demonstrate that RR2QC achieves superior Precision@k and F1 scores on real-world middle and high school mathematics and physics exercise datasets compared to existing text classification methods, establishing a new benchmark in the field. Additionally, RR2QC is applicable to other datasets with rich label semantics and uneven distributions. Our main contributions can be summarized as follows:

- 1) We improve upon QuesCo by designing a ranking contrastive pre-training task suitable for multi-label context.
- 2) We transform the text classification task into two steps: retrieval and reranking, effectively addressing the decline in automatic annotation accuracy caused by semantic overlap in lengthy text labels, as well as the prediction imbalance resulting from uneven label distribution.
- 3) We utilize the automatic problem-solving capabilities of Math LLM to augment questions, effectively uncovering the latent semantics of exercises and enhancing classification performance.

The remainder of this paper is organized as follows: Section 2 provides a brief overview and discussion of related work. Section 3 presents our proposed RR2QC, including the necessity of using LLMs for data augmentation, the design of ranking contrastive pre-training task, and how to refine the retrieved label sequence using meta-labels in downstream tasks. Section 4 reports on the experimental design and results analysis. Finally, Section 5 concludes the paper.

2. Related Work

2.1. Methods for class imbalance

Due to the focus in education, exercises exhibit a long-tail imbalanced distribution. Resampling and reweighting are the primary approaches currently employed to address class imbalance. Resampling simulates balanced data distributions by either downsampling or oversampling samples with high or low frequencies [14, 15]. However, down-sampling may result in the loss of key information, leading to underfitting. Conversely, oversampling can induce overfitting due to the repetition of low-frequency samples. Additionally, in multi-label scenarios, resampling may lead to over-sampling or under-sampling of common classes, limiting its applicability. On the other hand, reweighting, also known as cost-sensitive learning, rebalances classes by assigning greater weights to minority classes and smaller weights to majority classes during training. Cui et al. [16] introduces a class-balanced re-weighting term in the loss function that is inversely proportional to the effective sample size for different classes. Ridnik et al. [17] designs an asymmetric loss that dynamically down-weights and hard-thresholds easy negative samples, ensuring a balanced contribution of positive and negative labels to the loss function. Li et al. [18] proposes an adaptive distribution-based sample weighting method that considers inter-class imbalance ratios, intra-class density variables, and adaptive margins to address multi-class imbalance. Zhao et al. [19] treats label distribution as a continuous density function in latent space, employing a flexible variational approach to approximate it in conjunction with the feature space, effectively addressing the class imbalance problem.

However, in educational datasets, labels exhibit both uneven distribution and strong correlations. For instance, the sample ratio of "Constructing Similar Triangles with Compass and Straightedge" to "Angle Calculation in Triangles" is starkly 1:100, yet both share the high-frequency meta-label "triangle." Unlike traditional resampling methods, we address this by decomposing original labels into independent meta-labels. This approach enhances the model's ability to recognize tail labels by learning a new, more balanced distribution of meta-labels without altering the sample distribution.

2.2. Studys for Modeling Label Correlation

Labels are not merely simple indices in classification; they carry specific semantics and exhibit strong correlations in multi-label contexts. Investigating these correlations and leveraging label semantics to enhance model performance has been a key focus of research. Xiao et al. [20] converts label texts into vectors to measure semantic relationships with document words, constructing a label-specific document representation for training models. Meng et al. [21] explores the potential of training classifiers on unlabeled documents using only label names. Guo et al. [22] learns label confusion to detects overlaps in label semantics by comparing text and label similarities, and generates an improved label distribution to replace the original one-hot label

vector. Additionally, in some domains, class distributions are organized hierarchically, as seen in the AAPD and RCV1-V2 datasets. Recent studies tackling hierarchical multi-label text classification utilize graph neural networks to learn label relationships or employ supervised contrastive learning to enhance classification tasks [23, 24].

These works rely on datasets with clearly distinguishable and representative labels. In contrast, educational datasets involve multi-class classification with hundreds of labels, characterized by high semantic overlap. Previous algorithms find it challenging to identify key distinctions between labels. This paper introduces a distance-based class center learning task that adaptively enhances the proximity of similar samples, helping to define classification decision boundaries. Then, semantic overlap labels are decomposed into relatively independent meta-labels to refine the model's final predictions.

2.3. LLM-based Text Classification

The powerful linguistic capabilities of LLMs have spurred numerous innovations in text classification. Sun et al. [25] designs a clue and reasoning prompting method to guide GPT-3 in addressing the complex linguistic phenomena involved in text classification. Li et al. [26] extracts the latent vectors from LLaMA to enhance LLM performance in tasks with limited labels. Drawing inspiration from knowledge distillation, Hu et al. [27] leverages GPT-3 to generate post analysis for social media posts, using these as augmented examples for contrastive learning, thereby enhancing the performance of the smaller model for personality detection. Zhang et al. [28] deploys LLM to generate keywords for hierarchical categories, enhancing the feature and vector representations of the categories, and assisting in more refined document-category matching. Despite these advancements, the application of these methods to educational content remains challenging due to inconsistencies in data quality.

3. Method

3.1. Problem Formulation

The exercise dataset, denoted as $D = \{(q_i, Y_i)\}_{i=1}^{|D|}$, where $|D|$ is the total number of questions. Each question q_i consists of descriptive text and mathematical formulas, and $Y_i = \{y_i\}^{|Y_i|}$ represents the label groups for q_i , with $|Y_i|$ indicating the number of labels in that group. The problem is to train a classification model that predicts top n labels $\hat{Y}_i = \{\hat{y}_i\}^n$ for each untagged question, minimizing the discrepancy between \hat{Y}_i and Y_i .

3.2. Generating Solution by Math LLMs

Conversational LLMs are generally not designed for tasks with fixed label outputs. Nevertheless, we exploit the mathematical reasoning capabilities of Math LLMs to improve the performance of smaller pre-trained models by generating detailed solutions for questions. For example, a question (see Figure 2) involves "Linear Equations in Two Variables" and "Linear Functions" in piecewise formats. This is frequently confused with "System of Linear

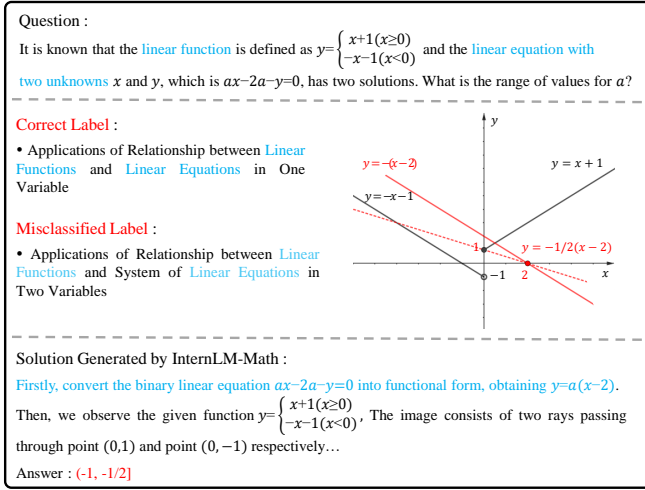


Figure 2: A question paired with a solution generated the Math LLM.

Equations", mislabeling it as "Application of Relationship between Linear Functions and System of Linear Equations in Two Variables" instead of "Application of Relationship between Linear Functions and Linear Equations in One Variable".

In the solution generated by a Math LLM, the conversion of a "Linear Equation in Two Variables" into a parameterized "Linear Equation in One Variable" clarifies the focus on intersection points between the linear function and equation. This approach offers an additional perspective on this exercise, which helps the classifier to distinguish between two highly similar labels. We evaluated prominent Math LLMs such as Llemma [29], InternLM-Math [30], and DeepSeek-Math [31], all showing similar accuracy on exercise datasets. However, InternLM2-Math-Plus-20B, with its concise and standardized responses, was chosen to generate solutions, which were appended to the original question text.

3.3. Ranking Contrastive Pre-training

The hierarchical structure of knowledge labels provides essential prior knowledge for guiding the model in measuring the relational distances between labels. QuesCo [13] utilizes this hierarchy to rank similarities among questions and employs a contrastive learning task to optimize their pre-training model. HJCL [23] introduces a hierarchical penalty term to ensure the closeness of positive sample pairs within the same hierarchical level compared to those from more distant levels. However, these methods, implemented in single-label contexts, have not effectively addressed the defining of appropriate positive samples in multi-label contexts. To bridge this gap, we adapt QuesCo's knowledge hierarchy-aware rank module for multi-label settings during our pre-training phase, using a dynamic question queue to identify suitable positive samples p for a target question t at each hierarchical distance, controlling the closeness of samples based on their knowledge hierarchical distances from t .

Firstly, we define the distance between labels in a knowledge hierarchical tree. It is the sum of distances from the

least common ancestor $lca(\cdot)$ to each label node:

$$dis(y_i, y_j) = depth(y_i) + depth(y_j) - 2 \cdot depth(lca(y_i, y_j)), \quad (1)$$

based on this, the hierarchical distance between two questions q_i and q_j with label groups Y_i and Y_j can be defined as:

$$khd(q_i, q_j) = \begin{cases} 0 & \text{if } \exists y_i \in Y_i, y_j \in Y_j, \\ & dis(y_i, y_j) = 0 \\ \frac{\sum dis(y_i, y_j)}{|Y_i| \cdot |Y_j|} & \text{if } \forall y_i \in Y_i, y_j \in Y_j, \\ & dis(y_i, y_j) > 0 \end{cases} \quad (2)$$

where $dis(\cdot) = 0$ indicates that two questions share at least one common label. For example, as shown in Figure 1, question t and q_0 share $Label_A$, resulting in $khd(t, q_0) = 0$. Then, the set of all knowledge hierarchical distances can be represented as $khd(q_i, q_j) \in [0, 2H]$. $khd(\cdot) = 2H$ indicates the furthest distance, at which point it is unnecessary to pull the samples closer.

Secondly, given a target question t , our goal is to develop contrastive learning, which enables the model to accurately learn the fine-grained similarity rankings between questions with different distances, formalized as:

$$sim(t, q_i) > sim(t, q_j), \quad \forall q_i \in Q^k, q_j \in Q^{l>k}, \quad (3)$$

here, $sim(\cdot)$ is a similarity function computed as the dot product of question vectors, derived from the average of the last hidden states of an encoder after a projection layer. Q^k denotes the set of questions at a same distance k from t :

$$Q^k = \{q_i \mid khd(t, q_i) = k\}, \quad k \in [0, 2H]. \quad (4)$$

Thirdly, We adopt the Ranking Info Noise Contrastive Estimation (RINCE) loss [32] to optimize the model's contrastive objective, defining it as follows:

$$L_{Rank} = \frac{1}{2H-1} \sum_{k=0}^{2H-1} l_k, \quad (5)$$

where each rank loss l_k is defined as:

$$l_k = -\log \frac{\sum_{p \in Q^k} \exp\left(\frac{sim(t,p)}{\tau_k}\right) \cdot W(Y_t, Y_p)}{\cup_{l>k} \sum_{n \in Q^l} \exp\left(\frac{sim(t,n)}{\tau_l}\right)}, \quad (6)$$

here, positive samples p are pushed closer with the target t , while negative samples $n \in \cup_{l>k} Q^l$ are pushed farther away, with questions closer than t are already optimized in $l_{khd(\cdot)<k}$. Besides, τ_k and τ_l are hyper-parameters for controlling the strength of penalties on positive and negative samples, typically set as $\tau_k < \tau_l$ to ensure dispersion of more distant negative samples in the feature space.

Subsequently, within the same rank distance, the similarity among label groups can vary significantly and should not

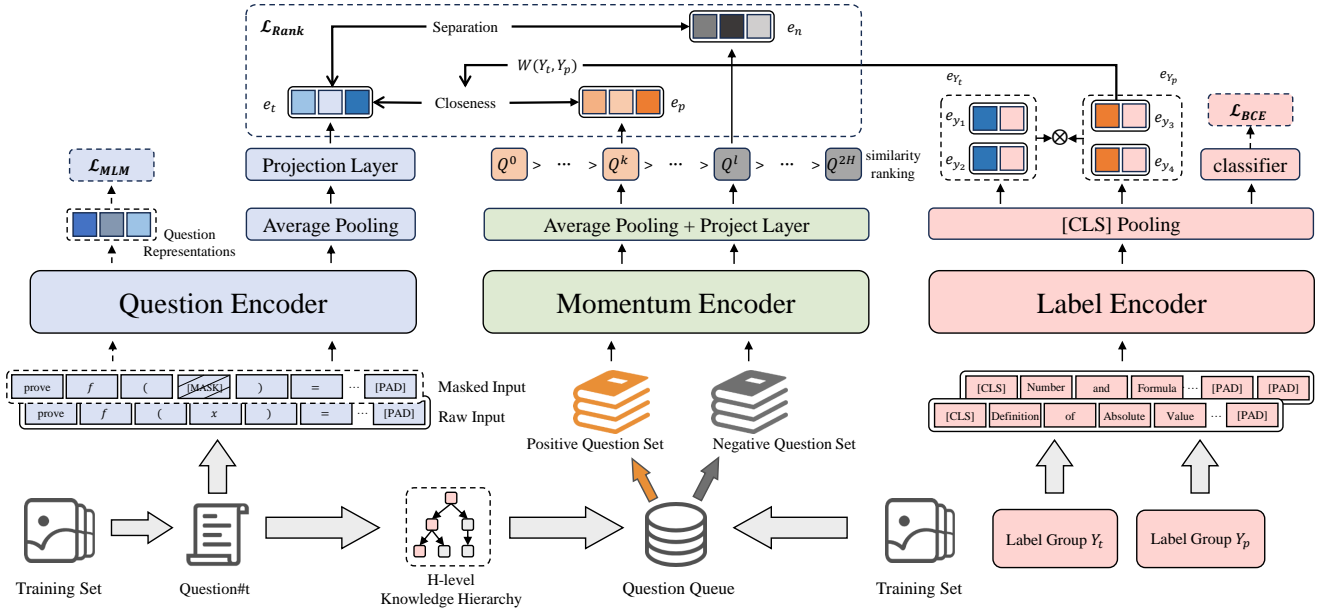


Figure 3: The general process of Ranking Contrastive Pre-training. The rank contrastive learning between the left and the middle follows the MoCo framework, while the label encoder on the right is used to train well-distributed label vectors to initialize the class centers in downstream task and simultaneously to weight the closeness between e_t and e_p .

be treated equally. The traditional Jaccard coefficient [33], which simply calculates the intersection over the union of label groups, often overlooks the actual semantic relationships. As shown in Figure 3, we weight the closeness of positive samples based on the dot product of label group vectors, considering both the overlap and the potential meanings. The weight function $W(\cdot)$ is calculated as follows:

$$W(Y_t, Y_p) = \frac{1}{|Y_t||Y_p|} \sum_{y_i \in Y_t} \sum_{y_j \in Y_p} e_{y_i} \cdot e_{y_j}, \quad (7)$$

here, e_{y_i} is the feature vector for label y_i . When e_{y_i} is a one-hot vector, the Formula 7 is equivalent to the Jaccard coefficient. Additionally, to ensure that similar labels are closer in the feature space, we set up a classification task for leaf label texts, optimizing this task using Binary Cross-Entropy (BCE) loss:

$$L_{BCE} = -\log P_i \cdot y_i^* + (1 - y_i^*) \cdot (1 - \log P_i),$$

$$P_i = \frac{1}{1 + \exp(-f_c(e_{y_i}))}, \quad (8)$$

where $f_c(\cdot)$ is a linear classifier and y_i^* is the multi-hot vector for label y_i .

Finally, we combine BERT's Masked Language Modeling (MLM), contrastive learning, and the classification task for leaf labels as our Ranking Contrastive Pre-training (RCPT) Task, jointly training the foundational model with these three loss:

$$L_{RCPT} = L_{MLM} + L_{Rank} + L_{BCE}. \quad (9)$$

The general process and algorithm of RCPT can be referenced in Figure 3 and Algorithm 1.

Algorithm 1 The Ranking Contrastive Pre-training Algorithm

- 1: **Inputs:**
 - 2: D : Dataset of questions, $D = \{(q_i, Y_i)\}_{i=1}^{|D|}$, where Y_i are label groups.
 - 3: K : Dynamic question queue.
 - 4: Θ_Q : Question Encoder.
 - 5: Θ_M : Momentum Encoder.
 - 6: Θ_L : Label Encoder.
 - 7: m : Momentum update parameter.
 - 8: **Outputs:**
 - 9: Trained model parameters Θ_Q and Θ_L .
 - 10: Leaf label vectors $\{e_{y_i}\}_{i=1}^n$.
 - 11: Initialize $\Theta_M \leftarrow \Theta_Q$.
 - 12: Define $dis(y_i, y_j)$ using the least common ancestor.
 - 13: **for** each epoch $e \in \{1, \dots, n\}$ **do**
 - 14: **for** each minibatch $t \in \{1, \dots, M\}$ **do**
 - 15: Calculate hierarchical distances $khd(q_i, q_j)$ for all $q_j \in K$.
 - 16: Update Θ_Q using:
 - 17: $\Theta_Q \leftarrow \Theta_Q - \alpha \nabla_{\Theta_Q} L_{Rank}$
 - 18: Update Θ_M using:
 - 19: $\Theta_M \leftarrow m \cdot \Theta_M + (1 - m) \cdot \Theta_Q$
 - 20: Update Θ_L using:
 - 21: $\Theta_L \leftarrow \Theta_L - \beta \nabla_{\Theta_L} L_{BCE}$
 - 22: **end for**
 - 23: Manage the question queue: enqueue and dequeue.
 - 24: **end for**
 - 25: Calculate leaf label vectors $\{e_{y_i}\}_{i=1}^n$ from Θ_L .
-

3.4. Retrieval Reranking To Question Classification

In the downstream phase, the pre-trained foundational model is split into two distinct models: a retrieval model that retrieves the most relevant label sequences and a reranking model refining these sequences, addressing the semantic overlap and distribution imbalance of labels.

3.4.1. Class Center Learning.

First, instead of directly applying L_{BCE} for classification, we introduce a distance-based Class Center Learning (CCL) task during the training of the retrieval model. CCL pulls questions toward their corresponding class centers, reducing ambiguous samples along the decision boundary and enhancing the classification space partitioning. Each class center, represented as c_{y_i} , is initialized as a learnable parameter based on the feature vectors e_{y_i} (see step 25 of Algorithm 1). We assist the retrieval model's training by minimizing the Euclidean distance between the question's feature vector and its corresponding class center, defined as:

$$L_{CCL} = \frac{1}{m} \sum_{i=1}^m \| e_{q_i} - c_{Y_i} \|_2^2, \quad (10)$$

here, e_{q_i} is the feature vector of q_i , and c_{Y_i} is the mean of the class centers for q_i 's multi-labels, with M as the minibatch size. We optimize L_{BCE} for accurate classification, adjusting λ to balance the influence of CCL, and jointly train the retrieval model using both losses:

$$L_{Retrieval} = L_{BCE} + \lambda L_{CCL}. \quad (11)$$

The retrieval model outputs a label sequence for an untaged question f with confidence, formally represented as:

$$Y_f = \{y_i : s_i\}_{i=1}^N, \quad s_i \in (0, 1), \quad (12)$$

where s is the confidence score after passing the question features through a classifier and an activation function. N denotes the total number of labels. Next, as shown in Figure 4, the reranking model further refines the label sequence by distinguishing labels that the retrieval model finds difficult to differentiate.

3.4.2. Meta-label Refinement.

Second, since the labels consist of semantically rich long texts, the sub-concepts that make up the label texts should be reflected in different parts of the question content. Therefore, we engage experts to decompose each label y_i into meta-labels Y_i^{meta} that represent the shared concepts across different classes, constructing a mapping relationship from labels to meta-labels:

$$\{y_i \rightarrow Y_i^{meta}\}_{i=1}^N, \quad Y_i^{meta} \in Y^{meta} = \{y_j^{meta}\}_{j=1}^M. \quad (13)$$

Referring to Table 1, the steps and principles for experts to decompose meta-labels are as follows:

Label (question numbers)	Meta-labels
Angle Calculation in Triangles (876)	Triangle, Calculation, Geometric Angles
Using Pythagorean Theorem for Calculation (499)	Pythagorean Theorem, Calculation
Practical Applications of Polynomial Addition and Subtraction (209)	Polynomial, Four Arithmetic Operations, Practical Application
Setting Up Algebraic Expressions for Real-World Problems (158)	Algebraic Expression, Practical Application
Applications of Inequality Properties (128)	Inequality Analysis, Optimization Techniques
Pythagorean Triples Problem (37)	Pythagorean Theorem, Triples
Constructing Similar Triangles with Compass and Straightedge (8)	Compass and Straightedge, Similar Triangles, Construction, Triangle
Solving Compound Inequalities (7)	Compound Inequalities, Inequality Analysis

Table 1

Some examples of the label-to-meta-label mapping dictionary, manually decomposed by experts.

- 1) Extract independent phrases from the labels to form candidate meta-labels.
- 2) Experts restrict synonyms among meta-labels to a single usage based on the definitions of knowledge labels within the educational context.
- 3) Ensure that each meta-label appears in multiple original labels.
- 4) Since candidate meta-labels may not be entirely semantically independent, subordinate meta-labels with hierarchical relationships should include their parent meta-labels. For instance, "Isosceles Triangle" and "Triangle" are related; we incorporate "Triangle" into the decomposition of "Understanding and Applying Isosceles Triangles" to indicate that these questions encompass both concepts.
- 5) Common meta-labels that appear in more than 10% of the labels, such as "Relationship" and "Application," which cannot effectively distinguish text content, should be removed from the candidate to reduce the output space of the reranking model.

Regarding whether expert-driven meta-label decomposition might limit its real-world application, we automate this process using a LLM and compare the results with expert decompositions. The experimental design and findings are detailed in section 4.6.3, highlighting the significance of expert knowledge and the quality of meta-labels.

Subsequently, we transform the original dataset D into a meta-label dataset $D^{meta} = \{q_i, Y_i^{meta}\}_{i=1}^{|D^{meta}|}$, using L_{BCE} to train the reranking model for classifying these meta-labels. As outlined in Formula 12, the reranking model outputs a meta-labels sequence for question f :

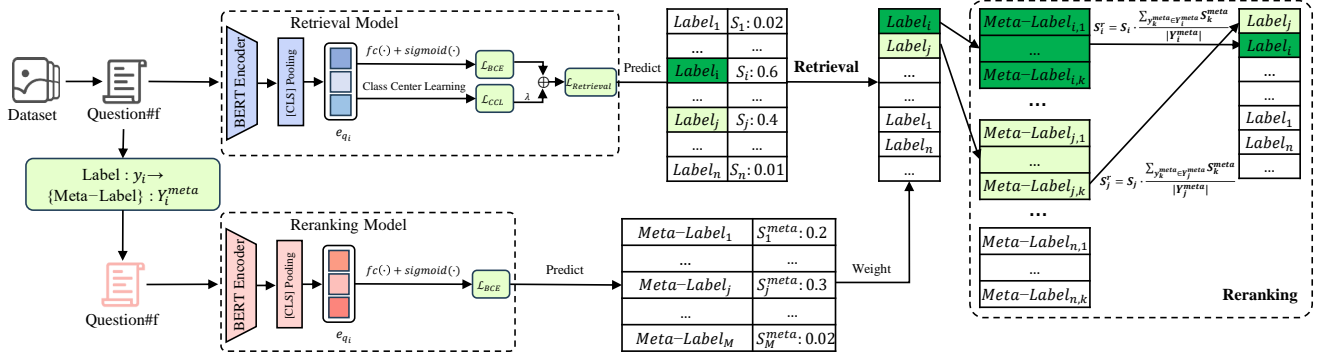


Figure 4: The overall process of Retrieval Reranking, where the retrieval model generates initial label predictions, which the reranking model refines using meta-labels. Final scores are calculated by combining retrieval label scores with weighted meta-label scores to enhance ranking performance.

Dataset	MJ	MS	PS	DA-20K/DA-20K _{AUG}
D	45610	132297	44057	22417/22417
H	4	3	3	1/1
L	721	636	384	427/427
M	365	274	298	289/289
\bar{T}	163.39	212.46	353.31	134.85/283.46
\bar{L}	1.11	1.42	1.26	1.76/1.76
\bar{M}	2.86	3.89	3.57	4.40/4.40

Table 2

Statistics of Math Junior(MJ), Math Senior(MS), Physics Senior(PS), DA-20K and and the augmented DA-20K datasets. D and H denote the total number of question and Hierarchical levels. L and M denote the number of labels and meta-labels. \bar{T} denotes average token per question. \bar{L} and \bar{M} denote average number of labels and meta-labels per question

$$Y_f^{meta} = \{y_j^{meta} : s_j^{meta}\}_{j=1}^M, \quad s_j^{meta} \in (0, 1). \quad (14)$$

Based on Formulas 12, 13, and 14, we refine the retrieval label sequence of question f as follows:

$$Y_f^r = \{y_i : s_i^r\}_{i=1}^N, \quad s_i^r \in (0, 1), \quad (15)$$

$$s_i^r = s_i \cdot \frac{1}{|Y_i^{meta}|} \sum_{y_j^{meta} \in Y_i^{meta}} s_j^{meta}.$$

The reorganization and weighting of meta-labels enable RR2QC to make more accurate classification decisions among similar labels. When the model is uncertain between labels with similar confidence levels, RR2QC uses the confidence of the corresponding meta-labels to better identify which features in the question are most critical. Moreover, long-tail labels decomposed into high-frequency and long-tail meta-labels are easier for the model to learn, enhancing their ranking within the label sequence. Ultimately, we reorder the label sequence Y_f^r based on confidence s^r and select the top n labels as the predicted label set $\hat{Y} = \{\hat{y}\}^n$ for question f .

4. Experiment

4.1. Datasets

We conduct experiments on four datasets: Math Junior, Math Senior, Physics Senior, and the publicly available DA-20K dataset [34]. Each dataset, sourced from educational resources and exam papers, is annotated by professional educators. The datasets are randomly split into training, validation, and testing sets in an 8:1:1 ratio. Mathematical expressions with \LaTeX format in the question content are tokenized by the im2markup tool [35]. For DA-20K, we generate solutions for a random one-third of the questions using InternLM2-Math-Plus-20B and concatenate these with the questions to create the augmented dataset DA-20K_{AUG}. Statistical information for all datasets is provided in Table 2.

4.2. Baseline methods

Due to the scarcity of algorithms specifically designed for automatic question annotation, we compare our proposed method with the following classical deep learning models.

- **TextCNN** [7]: The first model to introduce convolutional neural networks into text classification.
- **AttentionXML** [36]: This model, based on LSTM, is designed for large-scale multi-label classification. It integrates a label tree with an attention mechanism to dynamically focus on relevant labels, reducing the candidate label set and improving both classification efficiency and accuracy, while also addressing label imbalance.
- **Vanilla BERT/roBERTa**: These models are applied directly for classification tasks without pre-training, using BERT-Base-Chinese [9] and RoBERTa-zh-Large [37].
- **TAPT BERT/roBERTa**. Similar to Vanilla but includes Task-Adaptive Pre-Training (TAPT) [38] on the target dataset using MLM task.

- **QuesCo** [13]: A ranking contrastive pre-training model that integrates single-label hierarchy and data augmentation, subsequently freezing the encoder for classifier training. We employ its pretraining method only on single-label training datasets.
- **ChatGLM3** [39]: An open-source large language model fine-tuned with Instruction Tuning [40], which we use ChatGLM3-6B and primarily compare its performance through Precision at top one label, given the variable sizes of the label sets it generates.
- **HALB** [24]: This Hierarchical-Aware and Label-Balanced model is designed for hierarchical multi-label text classification. Built on Vanilla BERT, it utilizes a graph neural network to compute label features, applies an attention mechanism to extract hierarchical-aware text representations, and incorporates asymmetric loss to effectively handle label imbalance issues.

4.3. Experimental environment

BERT-Base-Chinese is chosen as the base model for RR2QC. In the ranking contrastive pre-training task, we set the projection layer's output dimension to 128 and use a momentum encoder update parameter m of 0.9. The queue size is 1% of the training set size, with temperature factors τ for L_{Rank} adjusted geometrically from 0.1 to 0.6. For downstream task, following standard setups [41], we freeze half of the encoder layers, maintain a learning rate of $2e-5$, use a batch size of 32, set λ to 0.1, and the number of epochs to 30. Additionally, we employ two graduate students majoring in education for the manual decomposition of meta-labels. All experiments are conducted on a computer equipped with an NVIDIA GeForce RTX 4090 GPU.

4.4. Evaluation metrics

To evaluate the performance of RR2QC and these baselines on imbalanced multi-label datasets, we select Precision at top K ($P@K$), Macro-F1, and Micro-F1 as evaluation metrics. $P@K$ intuitively calculates the number of correct labels within the top K predicted labels. Micro-F1 is more sensitive to high-frequency classes, while Macro-F1 is more sensitive to low-frequency classes. These metrics are defined as follows:

$$Micro - F1 = \frac{2 \times P@1 \times R@1}{P@1 + R@1},$$

$$where P@K = \frac{\sum TP@K}{\sum TP@K + \sum FP@K}, \quad (16)$$

$$R@K = \frac{\sum TP@K}{\sum TP@K + \sum FN@K},$$

$$Macro - F1 = \frac{1}{N} \sum_{i=1}^N \frac{2 \times P_i \times R_i}{P_i + R_i}, \quad (17)$$

$$where P_i = \frac{TP_i}{TP_i + FP_i}, R_i = \frac{TP_i}{TP_i + FN_i},$$

here N denotes the number of labels, while TP , FP , and FN represent true positives, false positives, and false negatives, respectively. The index i refers to the i -th label, and $@K$ indicates the top K labels based on their confidence scores.

4.5. Experimental results

To validate the performance of our proposed RR2QC in multi-label question classification tasks, we conduct extensive experiments across four educational datasets, comparing RR2QC against nine typical baseline methods. We evaluate performance using four main metrics: $P@1$, $P@2$, Micro-F1, and Macro-F1. As shown in Tables 3 and 4, RR2QC achieves best results in $P@1$, Micro-F1, and Macro-F1 across all datasets, demonstrating its effectiveness.

In the Math Junior, DA-20K, Math Senior, and Physics Senior datasets, RR2QC's $P@1$ surpasses the second-best model by 2.31%, 1.83%, and 0.71%, respectively, showcasing RR2QC's accuracy in predicting the most relevant labels. For $P@2$, RR2QC performs comparably to the second-best model, indicating robust accuracy in identifying the top two labels. Micro-F1 improvements of 2.18%, 1.32%, and 0.57% demonstrate RR2QC's strong overall prediction performance, as Micro-F1 measures prediction accuracy across all labels, revealing RR2QC's consistency across samples and labels. Macro-F1 gains of 1.68%, 1.22%, and 0.2% highlight RR2QC's ability to address long-tail labels, achieving high recall.

On DA-20K and its augmented dataset DA-20K_{AUG}, RR2QC improves $P@1$, Micro-F1, and Macro-F1 by at least 1.38%, 1.01%, and 1.32% over the second-best model, demonstrating its adaptability to large-scale label systems and long-tail label issues. In horizontal comparison, all methods generally show improved metrics on DA-20K_{AUG} dataset, verifying the broad applicability of data augmentation using Math LLM for performance improvement. Solutions generated by Math LLM add richer context, enabling the model to more comprehensively understand the deeper semantic structure of exercises and capture their details. These additional insights help to clarify certain label semantics in multi-label scenarios, reducing the impact of semantic ambiguity or overlap among labels and enhancing performance in multi-label classification tasks.

Across all datasets, QuesCo, TAPT BERT/RoBERTa (models enhanced through further pre-training based on BERT) attain the second-best results, highlighting the significance of pre-training tasks and BERT's effectiveness in MLTC. Surprisingly, AttentionXML, intended for large-scale multi-label datasets and long-tail labels, performs below the CNN-based TextCNN and Transformer-based models (e.g., BERT, RoBERTa). This may be due to AttentionXML's use of an LSTM encoder, which is less effective than BERT for capturing long-range information and less efficient than CNN at extracting local features. ChatGLM3 shows the weakest performance, suggesting that conversational LLMs are generally unsuitable for classification tasks with a fixed output space. The HALB model, built

Model	Math Junior				Math Senior				Physics Senior			
	P@1	P@2	Micro-F1	Macro-F1	P@1	P@2	Micro-F1	Macro-F1	P@1	P@2	Micro-F1	Macro-F1
TextCNN	74.27	44.73	70.55	58.08	81.49	55.09	67.19	51.77	76.11	49.77	67.55	55.23
AttentionXML	71.70	43.18	68.11	55.19	81.49	55.18	67.19	51.61	75.47	49.47	66.99	55.52
BERT _{Base}	74.29	44.36	70.56	56.52	83.25	55.78	68.63	55.04	76.67	50.05	68.06	56.30
RoBERTa _{Large}	74.25	44.33	70.53	58.39	83.06	55.77	68.47	53.86	76.61	49.35	68.00	54.03
BERT-TAPT	75.36	<u>44.83</u>	71.58	59.49	84.21	<u>56.47</u>	<u>69.43</u>	<u>53.92</u>	77.31	50.26	68.62	54.44
RoBERTa-TAPT	75.17	44.51	71.40	58.05	83.65	56.50	<u>68.97</u>	53.63	<u>78.21</u>	<u>50.61</u>	<u>69.42</u>	53.73
QuesCo	<u>76.05</u>	43.88	<u>72.24</u>	<u>62.35</u>	82.01	54.69	67.61	52.48	77.05	49.92	68.39	<u>56.40</u>
ChatGLM3	<u>75.03</u>	-	70.56	59.57	78.51	-	64.49	49.23	73.28	-	64.86	52.88
HALB	73.75	44.54	70.05	57.61	82.22	55.79	67.78	49.91	76.63	49.91	68.02	54.27
RR2QC	78.36	45.15	74.42	64.03	84.92	55.65	70.00	55.14	79.68	50.93	70.72	56.60

Table 3

Results of RR2QC and baseline methods on Math Junior, Math Senior and Physics Senior dataset. The best results are highlighted in bold, while the second-best are underlined.

Model	DA-20K/DA-20K _{AUG}			
	P@1	P@2	Micro-F1	Macro-F1
TextCNN	60.90/61.70	47.35/45.92	44.22/44.80	32.15/32.13
AttentionXML	60.14/60.23	46.50/46.79	43.67/43.74	30.95/30.91
BERT _{Base}	60.77/60.72	45.76/45.89	44.12/44.09	31.61/31.87
RoBERTa _{Large}	60.14/60.23	46.07/46.14	43.67/43.74	29.73/30.13
BERT-TAPT	60.49/61.39	46.03/46.90	43.93/44.58	32.12/32.85
RoBERTa-TAPT	<u>61.48/62.33</u>	46.88/47.33	<u>44.64/45.26</u>	<u>32.33/32.79</u>
QuesCo	59.56/60.45	44.25/45.32	43.25/43.89	29.43/30.23
ChatGLM3	55.51/55.76	-	40.08/40.27	31.90/31.27
RR2QC	62.86/64.16	46.83/47.49	45.65/46.58	35.12/34.11

Table 4

Results of RR2QC and baseline methods on Math Junior, DA-20K and DA-20K_{AUG} dataset. The best results are highlighted in bold, while the second-best are underlined. For HALB, we did not evaluate its performance because DA-20K has only a single label layer.

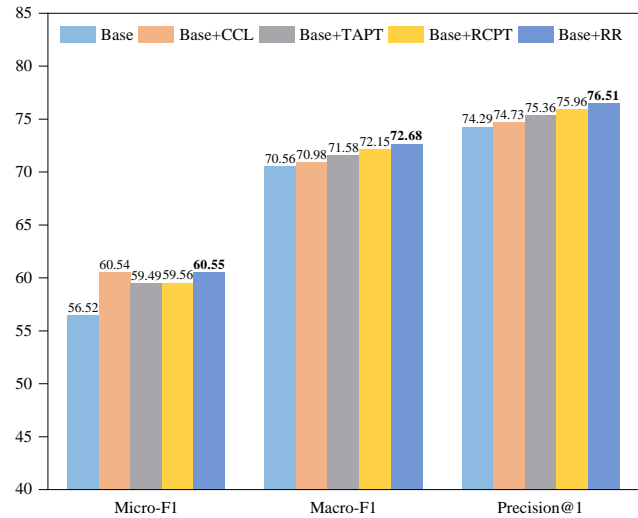
on Vanilla BERT for hierarchical multi-label classification, shows Micro-F1 scores 0.51%, 0.8%, and 0.04% lower than BERT_{Base} across datasets. HALB assumes labels follow a hierarchical tree structure, utilizing graph convolutional networks to compute hierarchical label features and filter text representations accordingly. However, while educational datasets structure knowledge labels hierarchically, predictions focus only on leaf nodes as relevant knowledge labels, which somewhat restricts HALB's label relevance modeling capabilities.

4.6. Model analysis

4.6.1. Ablation Study

We conduct ablation experiments on RR2QC's components combined with Vanilla BERT in Math Junior. As shown in Figure 5, "Base" refers to Vanilla BERT, indicating classification using BERT-Base-Chinese. "TAPT" denotes the pre-training of Vanilla BERT with the MLM task prior to classification. "RCPT" applies our proposed ranking contrastive pre-training task based on TAPT. "CCL" implements Class Center Learning on top of "Base", while "RR" involves reranking the label sequence retrieved by Base using meta-labels.

Figure 5 shows that each component improves upon Vanilla BERT, demonstrating the effectiveness of RR2QC. Notably, RCPT outperforms TAPT in terms of P@1, Macro-F1, and Micro-F1, indicating that learning the fine-grained

**Figure 5:** Results of various components of RR2QC combined with Vanilla BERT model on Math Junior dataset.

hierarchical distribution of questions enhances downstream task performance. RR and CCL are both optimized components for downstream tasks; while their improvements in Micro-F1 relative to Base are comparable, RR increases P@1 and Macro-F1 by 2.22% and 2.12%, respectively, surpassing CCL's improvements of 0.44% and 0.42%. This shows that RR places greater emphasis on the recall of long-tail labels, which helps address label imbalance issues.

4.6.2. Long-tail Test

We evaluate RR2QC's performance on imbalanced datasets by comparing its P@1, Micro-F1 and Macro-F1 scores with other methods on head, middle and tail label subsets of the Math Junior dataset.

As shown in Table 5, RR2QC achieves the highest P@1 (81.81%) and Micro-F1 (73.52%) on the head labels, highlighting its strong accuracy on frequent labels. RoBERTa-TAPT follows closely, with P@1 and Micro-F1 at 79.99% and 71.88%, respectively, suggesting that further pre-training benefits head label recognition. In the middle label subset, RR2QC again leads with P@1 and Micro-F1 scores of 72.50% and 64.78%, demonstrating

Model	head(≥ 72)			medium(26-72)			tail(≤ 26)		
	P@1	Micro-F1	Macro-F1	P@1	Micro-F1	Macro-F1	P@1	Micro-F1	Macro-F1
TextCNN	79.16	71.14	65.37	64.18	57.35	65.23	42.47	38.82	64.26
AttentionXML	76.23	68.50	62.48	62.57	55.91	62.43	41.40	37.84	61.63
BERT _{Base}	79.73	71.65	<u>69.58</u>	65.22	58.28	66.56	40.05	36.61	62.18
RoBERTa _{Large}	78.65	70.68	<u>67.55</u>	67.11	59.97	71.02	46.24	42.26	66.76
BERT-TAPT	79.85	71.76	65.47	67.77	60.56	67.96	46.51	42.51	65.24
RoBERTa-TAPT	<u>79.99</u>	<u>71.88</u>	71.22	67.86	60.64	<u>70.14</u>	42.74	39.07	64.43
QuesCo	<u>79.29</u>	<u>71.26</u>	65.06	<u>70.89</u>	<u>63.34</u>	<u>68.42</u>	<u>51.88</u>	<u>47.42</u>	<u>68.25</u>
ChatGLM3	77.99	69.54	64.40	66.47	58.49	64.79	51.48	45.49	67.50
HALB	78.51	70.56	63.70	65.69	58.70	65.38	45.16	41.28	64.87
RR2QC	81.81	73.52	65.92	72.50	64.78	68.56	53.23	48.65	69.04

Table 5

Results of our method and other baselines for the head, middle, and tail subsets of labels in Math Junior dataset. The best results are highlighted in bold, while the second-best are underlined.

Dataset	L	M	\bar{L}	\bar{M}
Math Junior (manual)	721	365	1.11	2.86
Math Junior (auto)	721	587	1.11	3.68
Method	P@1	P@2	Micro-F1	Macro-F1
RR2QC (without RR)	77.26	44.03	73.39	63.54
RR2QC (manual)	78.36	45.15	74.42	64.03
RR2QC (auto)	77.63	44.84	73.73	62.96

Table 6

Comparison results of RR2QC on Math Junior dataset: without RR, with manually decomposed RR, and with automatically decomposed RR. L and M denote the number of labels and meta-labels. \bar{L} and \bar{M} denote average number of labels and meta-labels per question.

strong performance on moderately frequent labels. QuesCo follows closely with scores of 70.89% and 63.34%, indicating its ranking contrastive pre-training strategy enhances mid-frequency label recognition. For the tail labels, RR2QC achieves top scores with P@1 (53.23%), Micro-F1 (48.65%), and Macro-F1 (69.04%), showing high accuracy on rare labels. QuesCo follows closely, performing effectively on infrequent labels. Additionally, traditional models like TextCNN and AttentionXML underperform compared to Transformer-based models across all label subsets, likely due to the absence of a pre-training phase, which limits general knowledge learning.

Overall, RR2QC demonstrates superior robustness and generalization on long-tail labels, particularly excelling in managing label imbalance. These results confirm the effectiveness of RR2QC in improving performance on imbalanced datasets.

4.6.3. Comparison between manual and automatic decomposition

In section 3.4.2, we engage experts to decompose labels into meta-labels. Considering that the reliance on expert-driven decomposition may limit its real-world applicability, we automate the decomposition process using LLMs. We prompt the LLM to decompose labels into meta-labels. The prompt text X_{prompt} consists of the following three parts:

(1) **Task description** X_{desc} describes the task of decomposing labels into meta-labels, expressed as:

You are an assistant designed to help decompose input labels into a list of meta-labels. Please ensure that the decomposition minimizes semantic repetition between the meta-labels and maintains a consistent usage of synonyms.

(2) **Task Demonstration** X_{demo} consists of manually decomposed pairs for 1% of the total labels:

$$X_{demo} = \{(x_{demo}^1, y_{demo}^1) \setminus n, \dots \setminus n, (x_{demo}^k, y_{demo}^k)\},$$

where x represents the label and y is the list of meta-labels.

(3) **Input Labels** X_{labels} includes the remaining labels excluding the demonstrations.

The prompt text consists of X_{desc} , X_{demo} , and X_{labels} , defined as follows:

$$X_{prompt} = \{X_{desc}; \setminus n X_{demo}; \setminus n X_{labels}; \}.$$

We utilize GPT-4o-mini as the prompt backbone in a few-shot environment, which has an input limit of 128K tokens, allowing for the simultaneous input of hundreds of labels. The experimental results are shown in Table 6. A total of 721 labels are manually decomposed into 365 meta-labels, with an average of 2.86 meta-labels per question. In contrast, the automatic decomposition yields 587 meta-labels, averaging 3.45 meta-labels per question.

The comparison results are shown in Figure 6. Both manual and automatic meta-label decompositions enhance retrieval reranking (RR) in terms of P@1, P@2, and Micro-F1 compared to RR2QC without RR. Notably, the improvements from expert-driven manual decomposition are significantly higher than those from LLM-based automatic decomposition, demonstrating the effectiveness of meta-label classification and the importance of expert knowledge. However, the RR using automatic decomposition sees a decline of 0.58% in Macro-F1 compared to RR2QC without RR. This may be due to the excessive number of automatically decomposed meta-labels (587), where some meta-labels are not decomposed into sufficiently independent and synonymous phrases, thus reducing the model's predictive performance on imbalanced labels.

5. Conclusion

This paper introduces RR2QC, a Retrieval Reranking method To multi-label Question Classification, demonstrating its effectiveness in addressing the complex task of multi-label text classification within educational contexts. By leveraging label semantics, hierarchical knowledge structures, and meta-label refinement, RR2QC addresses key challenges in label imbalance and semantic overlap, leading to significant improvements across diverse datasets. Our experiments demonstrate that RR2QC achieves superior results in P@K and F1 scores, particularly excelling with long-tail labels, which are common in educational datasets. Additionally, the incorporation of solutions generated by a Math LLM significantly enriches question semantics, further boosting classification performance. These results showcase RR2QC's potential as a robust and generalizable approach for enhancing automated annotation and personalized learning support in online learning systems.

CRedit authorship contribution statement

Shi Dong: Conceptualization, Methodology, Writing – review & editing, Supervision. **Xiaobei Niu:** Conceptualization, Methodology, Investigation, Writing – original draft. **Zhifen Wang:** Conceptualization. **Rui Zhong:** Conceptualization. **Mingzhang Zuo:** Funding acquisition, Resources.

Declaration of competing interest

The authors declare that they have no known competing financial interests or personal relationships that could have appeared to influence the work reported in this paper.

Data availability

Links to our code are given in the manuscript.

Acknowledgement

This work was supported by the National Natural Science Foundation of China (Grant No.62002130, 62177022), Hubei Provincial Natural Science Foundation of China (2022CFB414, 2023AFA020).

References

- [1] S. M. Watt, Mathematical document classification via symbol frequency analysis, Towards Digital Mathematics Library. Birmingham, United Kingdom, July 27th, 2008 (2008) 29–40. <https://api.semanticscholar.org/CorpusID:596564>.
- [2] T. Suzuki, A. Fujii, Mathematical document categorization with structure of mathematical expressions, in: 2017 ACM/IEEE Joint Conference on Digital Libraries (JCDL), 2017, pp. 1–10. <https://doi.org/10.1109/JCDL.2017.7991566>.
- [3] T. T. Nguyen, K. Chang, S. C. Hui, Adaptive two-view online learning for math topic classification, in: Machine Learning and Knowledge Discovery in Databases, 2012, pp. 794–809. https://doi.org/10.1007/978-3-642-33460-3_56.
- [4] J. Huang, Z. Zhang, J. Qiu, L. Peng, D. Liu, P. Han, K. Luo, Automatic classroom question classification based on bloom's taxonomy, in: Proceedings of the 13th International Conference on Education Technology and Computers, 2021, pp. 33–39. <https://doi.org/10.1145/3498765.3498771>.
- [5] A. McCallum, K. Nigam, et al., A comparison of event models for naive bayes text classification, in: AAAI-98 workshop on learning for text categorization, volume 752, 1998, pp. 41–48. <https://api.semanticscholar.org/CorpusID:7311285>.
- [6] S. Tong, D. Koller, Support vector machine active learning with applications to text classification, The Journal of Machine Learning Research 2 (2001) 45–66. <https://doi.org/10.1162/153244302760185243>.
- [7] Y. Kim, Convolutional neural networks for sentence classification, in: Proceedings of the 2014 Conference on Empirical Methods in Natural Language Processing (EMNLP), Association for Computational Linguistics, 2014, pp. 1746–1751. <https://doi.org/10.3115/v1/D14-1181>.
- [8] C. Li, G. Zhan, Z. Li, News text classification based on improved bi-lstm-cnn, in: 2018 9th International conference on information technology in medicine and education (ITME), 2018, pp. 890–893. <https://doi.org/10.1109/ITME.2018.00199>.
- [9] J. Devlin, M.-W. Chang, K. Lee, K. Toutanova, BERT: Pre-training of deep bidirectional transformers for language understanding, in: Proceedings of the 2019 Conference of the North American Chapter of the Association for Computational Linguistics: Human Language Technologies, Volume 1 (Long and Short Papers), 2019, pp. 4171–4186. <https://doi.org/10.18653/v1/N19-1423>.
- [10] S. Peng, K. Yuan, L. Gao, Z. Tang, Mathbert: A pre-trained model for mathematical formula understanding, arXiv preprint arXiv:2105.00377 (2021). <https://doi.org/https://arxiv.org/abs/2105.00377>.
- [11] J. T. Shen, M. Yamashita, E. Prihar, N. T. Heffernan, X. Wu, D. Lee, Mathbert: A pre-trained language model for general nlp tasks in mathematics education, ArXiv abs/2106.07340 (2021). <https://doi.org/10.48550/arXiv.2106.07340>.
- [12] W. X. Zhao, K. Zhou, Z. Gong, B. Zhang, Y. Zhou, J. Sha, Z. Chen, S. Wang, C. Liu, J.-R. Wen, Jiuzhang: A chinese pre-trained language model for mathematical problem understanding, in: Proceedings of the 28th ACM SIGKDD Conference on Knowledge Discovery and Data Mining, 2022, p. 4571–4581. <https://doi.org/10.1145/3534678.3539131>.
- [13] Y. Ning, Z. Huang, X. Lin, E. Chen, S. Tong, Z. Gong, S. Wang, Towards a holistic understanding of mathematical questions with contrastive pre-training, in: Proceedings of the AAAI Conference on Artificial Intelligence, volume 37, 2023, pp. 13409–13418. <https://doi.org/10.1609/aaai.v37i11.26573>.
- [14] S. Pouyanfar, Y. Tao, A. Mohan, H. Tian, A. S. Kaseb, K. Gauen, R. Dailey, S. Aghajanzadeh, Y.-H. Lu, S.-C. Chen, M.-L. Shyu, Dynamic sampling in convolutional neural networks for imbalanced data classification, in: 2018 IEEE Conference on Multimedia Information Processing and Retrieval (MIPR), 2018, pp. 112–117. <https://doi.org/10.1109/MIPR.2018.00027>.
- [15] A. Estabrooks, T. Jo, N. Japkowicz, A multiple resampling method for learning from imbalanced data sets, Computational Intelligence 20 (2004) 18–36. <https://doi.org/10.1111/J.0824-7935.2004.T01-1-00228.X>.
- [16] Y. Cui, M. Jia, T.-Y. Lin, Y. Song, S. Belongie, Class-balanced loss based on effective number of samples, in: 2019 IEEE/CVF Conference on Computer Vision and Pattern Recognition (CVPR), 2019, pp. 9260–9269. <https://doi.org/10.1109/CVPR.2019.00949>.
- [17] T. Ridnik, E. Ben-Baruch, N. Zamir, A. Noy, I. Friedman, M. Protter, L. Zelnik-Manor, Asymmetric loss for multi-label classification, in: 2021 IEEE/CVF International Conference on Computer Vision (ICCV), 2021, pp. 82–91. <https://doi.org/10.1109/ICCV48922.2021.00015>.
- [18] S. Li, L. Song, X. Wu, Z. Hu, Y.-m. Cheung, X. Yao, Multi-class imbalance classification based on data distribution and adaptive weights, IEEE Transactions on Knowledge and Data Engineering 36 (2024) 5265–5279. <https://doi.org/10.1109/TKDE.2024.3384961>.

- [19] X. Zhao, Y. An, N. Xu, X. Geng, Variational continuous label distribution learning for multi-label text classification, *IEEE Transactions on Knowledge and Data Engineering* 36 (2024) 2716–2729. <https://doi.org/10.1109/TKDE.2023.3323401>.
- [20] L. Xiao, X. Huang, B. Chen, L. Jing, Label-specific document representation for multi-label text classification, in: *Proceedings of the 2019 conference on empirical methods in natural language processing and the 9th international joint conference on natural language processing (EMNLP-IJCNLP)*, 2019, pp. 466–475. <https://doi.org/10.18653/v1/D19-1044>.
- [21] Y. Meng, Y. Zhang, J. Huang, C. Xiong, H. Ji, C. Zhang, J. Han, Text classification using label names only: A language model self-training approach, in: *Proceedings of the 2020 Conference on Empirical Methods in Natural Language Processing (EMNLP)*, 2020, pp. 9006–9017. <https://doi.org/10.18653/v1/2020.emnlp-main.724>.
- [22] B. Guo, S. Han, X. Han, H. Huang, T. Lu, Label confusion learning to enhance text classification models, in: *Proceedings of the AAAI conference on artificial intelligence*, volume 35, 2021, pp. 12929–12936. <https://doi.org/10.1609/AAAI.V35I14.17529>.
- [23] S. C. L. Yu, J. He, V. Basulto, J. Pan, Instances and labels: Hierarchy-aware joint supervised contrastive learning for hierarchical multi-label text classification, in: *Findings of the Association for Computational Linguistics: EMNLP 2023*, 2023, pp. 8858–8875. <https://doi.org/10.18653/V1/2023.FINDINGS-EMNLP.594>.
- [24] J. Zhang, Y. Li, F. Shen, C. Xia, H. Tan, Y. He, Hierarchy-aware and label balanced model for hierarchical text classification, *Knowledge-Based Systems* 300 (2024) 112153. <https://doi.org/10.1016/J.KNSYS.2024.112153>.
- [25] X. Sun, X. Li, J. Li, F. Wu, S. Guo, T. Zhang, G. Wang, Text classification via large language models, in: *Findings of the Association for Computational Linguistics: EMNLP 2023*, 2023, pp. 8990–9005. <https://doi.org/10.18653/v1/2023.findings-emnlp.603>.
- [26] Z. Li, X. Li, Y. Liu, H. Xie, J. Li, F.-I. Wang, Q. Li, X. Zhong, Label supervised llama finetuning, *arXiv preprint arXiv:2310.01208* (2023). <https://doi.org/10.48550/ARXIV.2310.01208>.
- [27] L. Hu, H. He, D. Wang, Z. Zhao, Y. Shao, L. Nie, Llm vs small model? large language model based text augmentation enhanced personality detection model, in: *Proceedings of the AAAI Conference on Artificial Intelligence*, volume 38, 2024, pp. 18234–18242. <https://doi.org/10.1609/AAAI.V38I16.29782>.
- [28] Y. Zhang, R. Yang, X. Xu, J. Xiao, J. Shen, J. Han, Teleclass: Taxonomy enrichment and llm-enhanced hierarchical text classification with minimal supervision, *arXiv preprint arXiv:2403.00165* (2024). <https://doi.org/10.48550/ARXIV.2403.00165>.
- [29] Z. Azerbayev, H. Schoelkopf, K. Paster, M. D. Santos, S. McAleer, A. Q. Jiang, J. Deng, S. Biderman, S. Welleck, Llemma: An open language model for mathematics, *arXiv preprint arXiv:2310.10631* (2023). <https://doi.org/10.48550/ARXIV.2310.10631>.
- [30] H. Ying, S. Zhang, L. Li, Z. Zhou, Y. Shao, Z. Fei, Y. Ma, J. Hong, K. Liu, Z. Wang, et al., Internlm-math: Open math large language models toward verifiable reasoning, 2024. <https://doi.org/10.48550/ARXIV.2402.06332>.
- [31] Z. Shao, P. Wang, Q. Zhu, J. S. Runxin Xu, M. Zhang, Y. Li, Y. Wu, D. Guo, Deepseekmath: Pushing the limits of mathematical reasoning in open language models, *arXiv preprint arXiv:2402.03300* (2024). <https://doi.org/10.48550/ARXIV.2402.03300>.
- [32] D. T. Hoffmann, N. Behrmann, J. Gall, T. Brox, M. Noroozi, Ranking info noise contrastive estimation: Boosting contrastive learning via ranked positives, in: *Proceedings of the AAAI Conference on Artificial Intelligence*, volume 36, 2022, pp. 897–905. <https://doi.org/10.1609/AAAI.V36I1.19972>.
- [33] N. Lin, G. Qin, G. Wang, D. Zhou, A. Yang, An effective deployment of contrastive learning in multi-label text classification, in: *Findings of the Association for Computational Linguistics: ACL 2023*, 2023, pp. 8730–8744. <https://doi.org/10.18653/V1/2023.FINDINGS-ACL.556>.
- [34] X. Wang, Z. Ding, L. Chen, Automatic tagging of knowledge points for k12 math problems, *arXiv preprint arXiv:2208.09867* (2022). <https://doi.org/10.48550/ARXIV.2208.09867>.
- [35] Y. Deng, A. Kanervisto, J. Ling, A. M. Rush, Image-to-markup generation with coarse-to-fine attention, in: *International Conference on Machine Learning*, volume 70, 2017, pp. 980–989. <https://doi.org/10.48550/ARXIV.1609.04938>.
- [36] R. You, Z. Zhang, Z. Wang, S. Dai, H. Mamitsuka, S. Zhu, Attentionxml: Label tree-based attention-aware deep model for high-performance extreme multi-label text classification, *Advances in neural information processing systems* 32 (2019) 5820–5830.
- [37] Y. Liu, M. Ott, N. Goyal, J. Du, M. Joshi, D. Chen, O. Levy, M. Lewis, L. Zettlemoyer, V. Stoyanov, Roberta: A robustly optimized bert pretraining approach (2019). <https://doi.org/10.48550/arXiv.1907.11692>.
- [38] S. Gururangan, A. Marasovic, S. Swayamdipta, K. Lo, I. Beltagy, D. Downey, N. A. Smith, Don't stop pretraining: Adapt language models to domains and tasks, in: *Proceedings of the 58th Annual Meeting of the Association for Computational Linguistics*, 2020, pp. 8342–8360. <https://doi.org/10.18653/v1/2020.acl-main.740>.
- [39] T. GLM, A. Zeng, B. Xu, B. Wang, C. Zhang, D. Yin, D. Rojas, G. Feng, H. Zhao, H. Lai, et al., Chatglm: A family of large language models from glm-130b to glm-4 all tools, *arXiv preprint arXiv:2406.12793* (2024). <https://doi.org/10.48550/ARXIV.2406.12793>.
- [40] L. Ouyang, J. Wu, X. Jiang, D. Almeida, C. L. Wainwright, P. Mishkin, C. Zhang, S. Agarwal, K. Slama, A. Ray, J. Schulman, J. Hilton, F. Kelton, L. E. Miller, M. Simens, A. Askell, P. Welinder, P. F. Christiano, J. Leike, R. J. Lowe, Training language models to follow instructions with human feedback, *ArXiv* (2022). <https://doi.org/10.48550/arXiv.2203.02155>.
- [41] D. Ingle, R. Tripathi, A. Kumar, K. Patel, J. Vepa, Investigating the characteristics of a transformer in a few-shot setup: Does freezing layers in roberta help?, in: *Proceedings of the Fifth BlackboxNLP Workshop on Analyzing and Interpreting Neural Networks for NLP*, 2022, pp. 238–248. <https://doi.org/10.18653/V1/2022.BLACKBOXNLP-1.19>.